

Self-Labeling the Job Shop Scheduling Problem

Andrea Corsini¹, Angelo Porrello¹, Simone Calderara¹ and Mauro Dell’Amico¹

¹University of Modena and Reggio Emilia

{andrea.corsini, angelo.porrello, simone.calderara, mauro.dellamico}@unimore.it

Abstract

In this work, we propose a Self-Supervised training strategy specifically designed for combinatorial problems. One of the main obstacles in applying supervised paradigms to such problems is the requirement of expensive target solutions as ground-truth, often produced with costly exact solvers. Inspired by Semi- and Self-Supervised learning, we show that it is possible to easily train generative models by sampling multiple solutions and using the best one according to the problem objective as a pseudo-label. In this way, we iteratively improve the model generation capability by relying only on its self-supervision, completely removing the need for optimality information. We prove the effectiveness of this *Self-Labeling strategy* on the Job Shop Scheduling (JSP), a complex combinatorial problem that is receiving much attention from the Reinforcement Learning community. We propose a generative model based on the well-known Pointer Network and train it with our strategy. Experiments on two popular benchmarks demonstrate the potential of this approach as the resulting models outperform constructive heuristics and current state-of-the-art Reinforcement Learning proposals.⁰

1 Introduction

The Job Shop Problem is a classic optimization problem with many practical applications in industry and academia [Zhang *et al.*, 2019]. At its core, the JSP involves scheduling a set of jobs onto a set of machines, where each job has to be processed on the machines following a specific order. The goal of this problem is generally to minimize the *makespan*, i.e., the time required to complete all jobs [Pinedo, 2016].

Over the years, various approaches have been developed to tackle the JSP. A common one is adopting exact methods such as Mixed Integer Programming solvers (MIP). However, these methods often fail to provide either optimal or high-quality solutions on medium and large instances [Ku and

Beck, 2016]. As a remedy, metaheuristics have been extensively investigated [Nowicki and Smutnicki, 1996; Cheng *et al.*, 1999; Huang and Liao, 2008], and constitute the de-facto alternative to exact methods. Although state-of-the-art metaheuristics like [Nowicki and Smutnicki, 2005] can provide quality solutions in a fair amount of time, typically minutes, they are rather complex to implement and are hard to reproduce results [Blum and Roli, 2003]. Therefore, due to their lower complexity, and under tighter time constraints, Priority Dispatching Rules (PDR) [Pinedo, 2016] are often preferred, despite their lower quality. The main issue of PDRs is their tendency to perform well in some cases and poorly in others, primarily due to their blind prioritization schema based on rigid hardcoded and hand-crafted rules [Haupt, 1989].

Therefore, recent works have started to investigate Machine Learning (ML) to enhance or replace some of these approaches, primarily focusing on PDRs. ML-based approaches, specifically Reinforcement Learning (RL) ones, demonstrated to deliver higher-quality solutions than PDRs at the cost of a small increase in execution time [Mazyavkina *et al.*, 2021]. Despite the potential demonstrated by RL [Zhang *et al.*, 2020; Iklassov *et al.*, 2022], training RL agents is a complex task [Sutton and Barto, 2018; Mnih *et al.*, 2016], is sensitive to hyper-parameters [Schulman *et al.*, 2017], and has reproducibility issues [Henderson *et al.*, 2018].

Contrary, supervised learning is less affected by these issues but heavily relies on expensive annotations [Liu *et al.*, 2023]. This is particularly problematic in combinatorial problems, where annotations in the form of (near-) optimal information are generally produced with expensive (exact) solvers. To contrast labeling cost and also improve generalization, *Semi-Supervised* [Van Engelen and Hoos, 2020] and *Self-Supervised* [Liu *et al.*, 2023] are recently gaining popularity due to their ability to learn from unlabeled data. Despite this premise, little to no application of these paradigms can be found in the JSP and the combinatorial optimization literature [Bengio *et al.*, 2021; Cappart *et al.*, 2021].

Motivated by these observations, we introduce a novel self-supervised training strategy that is less complex than most RL algorithms, does not require the formulation of the Markov Decision Process, and relies only on model-generated information, thus removing the need for expensive annotations. Our proposal is based on two assumptions: i) we suppose to be able to generate *multiple solutions* for a problem, a com-

⁰The code is available at: <https://github.com/AndreaCorsini1/SelfLabelingJobShop>

mon characteristic of generative models [Oussidi and Elhasouny, 2018]; and ii) we suppose it is possible to *discriminate solutions based on the problem objective*. When these assumptions are met, we train a model by generating multiple solutions and using the best one according to the problem objective as a pseudo-label [Lee and others, 2013]. This procedure borrows from Semi-Supervised the idea of pseudo-labeling, but does not require any external and expansive annotation as in Self-Supervised learning. Hence, we refer to it as a *Self-Labeling training strategy*.

We demonstrate the viability of our training procedure in the context of the JSP. Similar to PDRs, we cast the generation of solutions as a sequence of decisions, where at each decision one operation is scheduled in the solution under construction. This is achieved with a popular architecture known as *Pointer Network* (PN) for dealing with sequences of decisions in combinatorial problems [Vinyals *et al.*, 2015; Kool *et al.*, 2018; Zhang *et al.*, 2020]. We train our PN on 30 000 instances of different sizes by generating multiple parallel solutions and using the one with the *minimum makespan* to update the model. This simple training strategy produces models outperforming state-of-the-art RL proposals and other conventional JSP algorithms on two popular benchmark sets.

Summarizing, the contributions of this work are:

- We propose a novel Self-Labeling training strategy. Due to its assumptions, this effective strategy for the JSP can be applied as-is to other combinatorial problems.
- We present a generative model based on the Pointer Network which produces high-quality JSP solutions in a matter of seconds when trained with our strategy.

The remainder of this work is organized as follows: Sec. 2 reviews related ML works; Sec. 3 formalizes the JSP; Sec. 4 introduces the proposed PN and training strategy; Sec. 5 compares our trained PN with other approaches; Sec.6 studies aspects of our proposal; and Sec.7 closes with general considerations and future directions.

2 Related Works

Recently, ML approaches have been investigated to address issues of traditional methodologies for solving the JSP.

Motivated by the success of **supervised learning**, some studies have employed exact methods like MIPs to generate optimality information for synthetic instances, enabling the learning of valuable scheduling patterns. For example, [Ingimundardottir and Runarsson, 2018] used imitation learning [Bengio *et al.*, 2021] to derive superior dispatching rules from optimal solutions, highlighting the limitations of learning solely from optimal solutions. [Kotary *et al.*, 2022] proposed a joint utilization of optimal solutions and Lagrangian terms during training to better capture JSP constraints. Whereas, in [Corsini *et al.*, 2022], a Recurrent Neural Network (RNN) learns to predict the quality of machine permutations, generated during training with a MIP, for guiding a metaheuristic. Despite their quality, these proposals are limited by their dependence on costly optimality information.

To avoid the need for optimality, other works have turned to **reinforcement learning**. The advantage of RL lies in its independence from costly optimal information, requiring only

the correct formulation of the Markov Decision Process [Sutton and Barto, 2018]. Several works focused on creating better neural PDRs, showcasing the effectiveness of policy-based methods [Zhang *et al.*, 2020; Park *et al.*, 2021; Iklassov *et al.*, 2022; Chen *et al.*, 2023]. These methods adopted a Proximal Policy Optimization algorithm [Schulman *et al.*, 2017] and proposed different architectures or slight training variations. For instance, [Zhang *et al.*, 2020; Park *et al.*, 2021] adopted Graph Neural Networks (GNN), [Chen *et al.*, 2023] proposed a rather complex Transformer [Vaswani *et al.*, 2017], while [Iklassov *et al.*, 2022] used RNNs and curriculum learning [Zhou *et al.*, 2022]. Differently, [Han and Yang, 2020] presented a Double Deep Q-Network approach, demonstrating the effectiveness of value-based methods.

Other works employed RL to enhance other algorithmic approaches. In [Chen and Tian, 2019], an iterative RL-based approach was proposed to rewrite regions of JSP solutions selected by a learned policy. Whereas [Falkner *et al.*, 2022] utilized a Deep Q-learning approach to control three points of interventions within metaheuristics, achieving better performance compared to non-enhanced metaheuristics. Recently, [Tassel *et al.*, 2023] presented a hybrid imitation learning and policy gradient approach coupled with Constraint Programming (CP) for outperforming PDRs and a CP solver.

3 Job Shop

In the *Job Shop Problem*, we are given a set of jobs $J = \{J_1, \dots, J_n\}$, a set of machines $M = \{M_1, \dots, M_m\}$, and a set of operations $O = \{1, \dots, o\}$. Each job $j \in J$ comprises a sequence of m_j consecutive operations $O_j = (l_j, \dots, l_j + m_j) \subset O$ indicating the order in which the job must be performed on machines, where l_j is the index of the first operation of the job ($l_j = 1 + \sum_{i=1}^{j-1} m_i$). An operation $i \in O$ has to be performed on machine $\mu_i \in M$ for an uninterrupted amount of time $\tau_i \in \mathbb{R}_{\geq 0}$. Additionally, machines can handle one operation at a time. The objective of the JSP is to provide an order to operations on each machine, such that the precedences within operations are respected and the time required to complete all jobs (*makespan*) is minimized. Formally, we indicate with π a JSP solution comprising a permutation of operations for each machine and use $C_i(\pi)$ to identify the completion time of operation $i \in O$ in π .

A JSP instance can be represented through a **disjunctive graph** $G = (V, A, E)$ [Balas, 1969], where:

- V contains one vertex for each operation $i \in O$;
- A is the set of *conjunctive* (directed) arcs connecting consecutive operations of jobs, these arcs reflect the order in which operations must be performed;
- E is the set of *disjunctive* (undirected) edges connecting those operations to perform on the same machines.

When the JSP is represented as a disjunctive graph G , finding a solution means providing a direction to all the edges in E , such that the resulting graph is directed and acyclic (all precedences are respected). As in related works [Zhang *et al.*, 2020; Park *et al.*, 2021], we augment the disjunctive graph by associating to each vertex a set of 15 features $x_i \in \mathbb{R}^{15}$

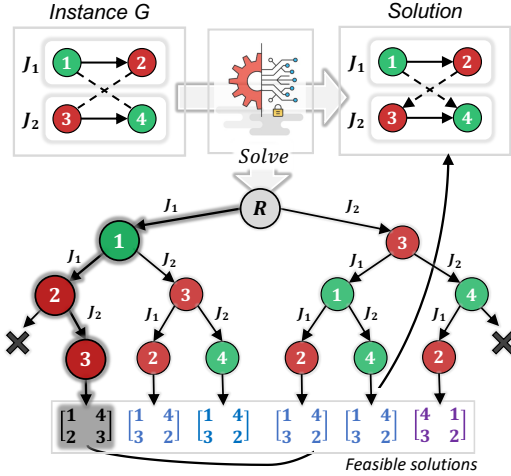


Figure 1: The sequences of decisions that allow constructing solutions for a JSP instance with two jobs (J_1 and J_2) and two machines (identified with different colors).

describing information about operation $i \in O$. For lack of space, we present these features in the Appendix.

3.1 Constructing JSP Solutions

Feasible JSP solutions can be constructed step-by-step as a *sequence of decisions*, a common approach adopted by PDRs [Pinedo, 2016] and RL algorithms [Zhang *et al.*, 2020; Iklassev *et al.*, 2022]. The construction of solutions can be visualized using a branch-decision tree, shown at the bottom of Figure 1. Each path from the root node (R) to a leaf node presents a particular sequence of $o = |O|$ decisions and leads to a valid JSP solution, such as the one highlighted in gray. At every node in the tree, one uncompleted job needs to be selected, and its ready operation is scheduled in the partial solution being constructed. Due to the constraints imposed by the jobs (i.e., the conjunctive arcs) and the partial solution π_t constructed up to decision t , there is at most one operation $o(t, j) \in O_j$ that is ready to be scheduled for any job $j \in J$. Thus, by selecting a job j , we uniquely identify an operation $o(t, j)$ that will be scheduled by appending it to the partial permutation of its machine. It is important to note that once a job is completed, it cannot be selected again, and such a situation is identified with a cross in Figure 1.

We also highlight that there exist multiple paths in the branch-decision tree that lead to the same solution. This indicates that, within the context of the JSP, certain solutions are more probable than others. In some instances, due to the distribution of processing times τ_i , near-optimal solutions may be found among the less likely paths, making the construction of quality solutions a more complex task. This explains why it is more difficult for rigid constructive heuristics like standard PDRs to create high-quality solutions when such solutions result from very unlikely paths.

4 Pointer Network & Self-Labeling Strategy

This section presents the Pointer Network used to tackle the JSP and the proposed self-supervised training strategy.

4.1 Proposed Pointer Network

As described in Sec. 3.1, we tackle the JSP as a sequence of decisions. Thus, we propose a Pointer Network [Vinyals *et al.*, 2015] whose goal is to select the right job at each decision step t . Recall that the PN is an encoder-decoder architecture to generate sequences of decisions in combinatorial problems [Nazari *et al.*, 2018; Kool *et al.*, 2018]. Formally, our PN learns a function $f_\theta(\cdot)$, parametrized by θ , that estimates the probability $p_\theta(\pi|G)$ of a solution π of being of high-quality as a product of probabilities:

$$p_\theta(\pi|G) = \prod_{t=1}^o f_\theta(j|\pi_t, G), \quad (1)$$

where $f_\theta(j|\pi_t, G)$ gives the probability of selecting $j \in J$ conditioned on the instance G and the partial solution π_t at step t . By learning f_θ , it is possible to construct solutions autoregressively with a high chance of being of high quality.

Our PN works by taking in input JSP instances represented as a disjunctive graph G , and produces a single deterministic or multiple randomized solutions depending on the adopted construction strategy. The *encoder* of our PN creates with a single forward computation of G an embedded representation for all the operations in O . Whereas the *decoder* uses the embeddings of operations and the partial solution π_t to produce a probability for each job of being selected at step t . After selecting a job j , its ready operation $o(t, j)$ is scheduled in π_t to produce the partial solution for step $t+1$. In the following, we present the details of both the encoder and decoder.

Encoder. Its role is to encode meaningful patterns within an instance into the embedded representation of operations. The encoder can be embodied by any architecture, like a Feed-forward Neural Network (FNN), that transforms the feature of operations $x_i \in \mathbb{R}^{15}$ (see the Appendix for the features) into embeddings $e_i \in \mathbb{R}^h$, without necessarily accounting for the information contained in the graph G . As in related works [Zhang *et al.*, 2020; Park *et al.*, 2021], we also encode the relationships among operations present in the disjunctive graph. Thus, we equip the encoder with Graph Neural Networks [Wu *et al.*, 2021], which enables the embeddings to incorporate information related to the topological structure of G . In our encoder, we stack two layers of Graph Attention Network [Brody *et al.*, 2022] (GAT) as follows:

$$e_i = [x_i \parallel \sigma(\text{GAT}_2([x_i \parallel \sigma(\text{GAT}_1(x_i, G))], G))], \quad (2)$$

where σ is the ReLU non-linearity and \parallel stands for the concatenation operation.

Decoder. Its role is to produce at any step t the probability of selecting each job with two logically distinct components:

- *Memory Network*: generates a state $s_j \in \mathbb{R}^d$ for each job $j \in J$ from the partial solution π_t . This is achieved by first extracting from π_t a context vector c_j (similarly to [Kool *et al.*, 2018]), which contains eleven hand-crafted features providing useful cues about job j in the partial solution. We refer to Table 1 for the definition of such features. Then, these vectors are fed into a Multi-Head Attention layer (MHA) [Vaswani *et al.*, 2017] followed by a non-linear projection to produce jobs' states:

$$s_j = \sigma([c_j W_1 + \text{MHA}_{b \in J}(c_b W_1)] W_2), \quad (3)$$

Table 1: The features of a context vector $c_j \in \mathbb{R}^{11}$ that describes the status of a job j within a partial solution π_t . Recall that $o(t, j)$ is the ready operation of job j at step t and $o(t, j) - 1$ its predecessor. If the latter does not exist, we use $C_{o(t, j)-1}(\pi_t) = 0$.

ID	Description
1	$C_{o(t, j)-1}(\pi_t)$ minus the completion time of machine $\mu_{o(t, j)}$.
2	$C_{o(t, j)-1}(\pi_t)$ divided by the makespan of π_t .
3	$C_{o(t, j)-1}(\pi_t)$ minus the average completion time of all jobs.
4	The completion time of machine $\mu_{o(t, j)}$ divided by the makespan of the partial solution π_t .
5	The completion time of machine $\mu_{o(t, j)}$ minus the average completion time of all machines in π_t .
6-8	The difference between $C_{o(t, j)-1}(\pi_t)$ and the 1 st , 2 nd , and 3 rd quartile computed among the completion time of all jobs.
9-11	The difference between the completion time of machine $\mu_{o(t, j)}$ and the 1 st , 2 nd , and 3 rd quartile computed among the completion time of all machines.

where W_1 and W_2 are two projection matrices, and σ is the ReLU function. Note that we use the MHA to consider the context of all jobs when producing the state for a specific one, similarly to [Chen *et al.*, 2023].

- **Classifier Network:** outputs the probability p_j of selecting a job j by combining the embedding $e_{o(t, j)}$ of its ready operation and the state s_j produced by the memory network. To achieve this, we first concatenate the embeddings $e_{o(t, j)}$ with the states s_j and apply an FNN:

$$z_j = \text{FNN}([e_{o(t, j)} \parallel s_j]). \quad (4)$$

Then, these scores $z_j \in \mathbb{R}$ are transformed into probabilities with a Softmax function: $p_j = e^{z_j} / \sum_{b \in J} e^{z_b}$. Finally, the decision of which job to select at t is made with a sampling strategy, as explained next.

Sampling solutions. To generate solutions, we employ a probabilistic approach for deciding the job selected at any step. Specifically, we randomly sample a job j with a probability proportional to p_j , which is produced at step t by our decoder. We also prevent the selection of completed jobs by setting their probabilities to zero before sampling, i.e., we set $p_j = 0$ for completed j . Note how this probabilistic selection is *autoregressive*, meaning that sampling a job depends on p_j which is a function of $e_{o(t, j)}$ and s_j resulting from earlier decisions (see Eq. 3 and 4). In literature, there are various strategies for sampling from autoregressive models, including top-k sampling [Holtzman *et al.*, 2020], nucleus sampling [Holtzman *et al.*, 2020], and random sampling [Bello *et al.*, 2017]. After preliminary analysis, we found that these strategies exhibit similar effectiveness in our setting. Therefore, we adopt the simplest strategy for training and testing, which is *random sampling*, i.e., sampling a job j with probability p_j at random. Lastly, we use our PN to generate β parallel solutions for an instance. This is achieved by keeping β separate partial solutions and sampling at any step a job for each one independently.

4.2 Self-Labeling Training Strategy

We propose a simple self-supervised training strategy that resorts only to the model being trained and does not require optimality information nor the formulation of the Markov Decision Process. Our strategy exploits two aspects: the ability of generative models to construct multiple (parallel) solutions, and the possibility of discriminating solutions based on their objective values, such as the makespan in the JSP. With these two ingredients, we design a procedure that at each iteration generates multiple solutions and uses the best one as a *pseudo-label* [Lee and others, 2013].

More in detail, for each training instance G , either randomly created or loaded from a dataset, we generate with the PN a set of β different solutions. We do that by keeping β partial solutions in parallel and independently sample for each one the next job from the probabilities generated by the decoder. Once the solutions have been generated, we take the one with the minimum makespan $\bar{\pi}$ and use it to compute the Self-Labeling loss (\mathcal{L}_{SL}) by minimizing the *cross-entropy* on all the decision steps as follows:

$$\mathcal{L}_{\text{SL}}(\bar{\pi}) = -\frac{1}{o} \sum_{t=1}^o \log f_{\theta}(y_t | \pi_t, G), \quad (5)$$

where o is the number of operations in the instance and $y_t \in J$ is the index of the job selected at the decision step t while constructing the solution $\bar{\pi}$.

The rationale of this training schema is to collect knowledge about sequences of decisions leading to high-quality solutions and save it in the model parameters θ . This is done by selecting the best-generated solution $\bar{\pi}$ for an instance G and maximizing its likelihood with Eq. 5 as in supervised learning, i.e., by minimizing cross-entropy. Through iterative exposure to different training instances, the model refines its ability to effectively solve the JSP.

Although our strategy was developed independently, attentive readers may find a resemblance with the Cross-Entropy Method (CEM), a stochastic and derivative-free optimization method [De Boer *et al.*, 2005]. Typically applied to optimize parametric models such as Bernoulli and Gaussian mixtures models [Zhang *et al.*, 2022], the CEM relies on a maximum likelihood approach to either estimate a random variable or optimize the objective function of a problem [Botev *et al.*, 2013]. According to Algorithm 2.2 in [Botev *et al.*, 2013], the CEM independently samples $N = \beta$ solutions, selects a subset based on the problem’s objective ($\hat{\gamma} = S_{(N)}$ in our case), and updates the model’s parameters.

Unlike the CEM, which independently tackles different instances by optimizing a separate model for each, our strategy trains a single model on many instances for learning how to globally solve the JSP. Moreover, we adopt a more complex parametric model rather than mixture models, always select a single solution for updating, and resorting to the gradient descent for updating parameters. It is noteworthy that our strategy also differs from CEM applications to model-based RL, e.g., [Zhang *et al.*, 2022], as we do not rely on rewards in Eq. 5. Summarizing, our strategy shares the idea of sampling and selecting with the CEM, but operates globally as a fully supervised learning once target solutions are identified. Hence, we named it: *self-labeling training strategy*.

Other self-labeling approaches can be found e.g. in [Caron *et al.*, 2018; Asano *et al.*, 2020], where the former uses K-Means to generate pseudo-labels, and the latter assigns labels to equally partition data with an optimal transportation problem. As highlighted in [Asano *et al.*, 2020], these approaches may incur in degenerative solutions, i.e., solutions that trivially minimize Eq. 5, such as producing the same solution despite the input instance in our case. We remark that our strategy avoids such solutions by jointly using a probabilistic generation process and the objective value (makespan) of solutions to select the best pseudo-label $\bar{\pi}$.

5 Results

This section starts by describing implementation details as well as selected competitors, and then presents the results. All our experiments were performed on an Ubuntu 22.04 machine equipped with an Intel Core i9-11900K and an NVIDIA GeForce RTX 3090 having 24GB of memory.

5.1 Experimental Setup

Dataset & Benchmarks. To train our PN, we created a dataset of 30 000 instances by following [Taillard, 1993]. For generating instances, we arbitrarily selected six instance shapes $(n \times m)$: $\{10 \times 10, 15 \times 10, 15 \times 15, 20 \times 10, 20 \times 15, 20 \times 20\}$, and randomly generate 5000 instances per shape. Although a fixed dataset is not strictly required by our training strategy, we prefer using it to favor reproducibility. We also adopted two popular benchmark sets to evaluate our model and favor the cross-comparison with other works. The first benchmark is the well-known from Taillard² [Taillard, 1993], containing 80 instances of medium and large shapes (10 instances per shape). The second one is from Demirkol’s work² [Demirkol *et al.*, 1998], containing 80 instances of medium-large shapes. This second set is less popular than others but demonstrated to contain challenging instances [Zhang *et al.*, 2020; Iklassov *et al.*, 2022].

Architecture. In all our experiments, we configure the PN of Sec. 4.1 in the same way. Our *encoder* consists of two GAT layers [Brody *et al.*, 2022], both with 3 attention heads and Leaky slope at 0.15. In GAT₁, we set the size of each head to 64 and concatenate their outputs; while in GAT₂, we increase the head’s size to 128 and average their output to produce $e_i \in \mathbb{R}^{143}$ ($h = 15 + 128$). Inside the *decoder’s memory network*, the MHA layer follows [Vaswani *et al.*, 2017] except it concatenates the output of 3 heads with 64 neurons each, while $W_1 \in \mathbb{R}^{11 \times 192}$ and $W_2 \in \mathbb{R}^{192 \times 128}$ use 192 and 128 neurons, respectively. Thus, in Eq. 3, states $s_j \in \mathbb{R}^d$ have size $d = 128$. Regarding the *classifier*, the FNN features a dense layer with 128 neurons activated through the Leaky-ReLU (slope = 0.15) and a final linear with 1 neuron.

Training. We train the PN with the strategy outlined in Sec. 4.2 on our dataset for 50 epochs with the Adam optimizer [Goodfellow *et al.*, 2016]. During training, we save the parameters producing the lower average makespan on a hold-out set comprising 100 random instances of each shape. The learning rate is initially set to 0.0002, and is reduced by 5 after 5 epochs in which the loss does not decrease below the

minimum. Additionally, we fix the number of sampled solutions β in training to 256, and use a batch size of 16, hence accumulating the gradient for 16 instances before updating θ . Training this way roughly takes 80 hours, while with smaller β the time decreases down to 8 hours when $\beta = 32$.

Competitors. We extensively compare the effectiveness of our methodology against various types of conventional and ML competitors. We divide competitors as follows:

- *Greedy constructives* generate a single solution for any input instance. We consider ML works of Sec. 2 tested at least on one of our benchmarks¹, and conventional JSP algorithms referenced in such works. This includes the Actor-Critic (L2D) of [Zhang *et al.*, 2020]; the GNN (L2S) of [Park *et al.*, 2021]; and the Curriculum Learning approach (CL) of [Iklassov *et al.*, 2022]. We also coded the INSertion Algorithm (INSA) of [Nowicki and Smutnicki, 1996] along with three standard dispatching rules that prioritize jobs based on the Shortest Processing Time (SPT); Most Work Remaining (MWR); and Most Operation Remaining (MOR).
- *Randomized constructives* generate multiple solutions for an instance by introducing a controlled randomization in the selection process, a simple strategy for enhancing conventional and RL algorithms [Vinyals *et al.*, 2015; Iklassov *et al.*, 2022]. We consider the three dispatching rules above, randomized by arbitrarily selecting the operation to schedule among the three with higher priority; the randomized results of CL; and those of L2D. Since only greedy results are disclosed for L2D, we used the open-source code and trained model to generate randomized solutions. All these approaches were seeded with 12345, generate $\beta = 128$ solutions, and return the one with minimum makespan.
- *Non-constructive approaches* do not rely on a pure constructive strategy for creating JSP solutions. We include the enhanced metaheuristic (NLS_A) of [Falkner *et al.*, 2023], which is proven to outperform standard JSP metaheuristics; the hybrid CP (hCP) proposal of [Tassel *et al.*, 2023]; and the results of Gurobi 9.5 (MIP) solving the disjunctive JSP formulation of [Ku and Beck, 2016] with a time limit of 3600 seconds.

5.2 Performance on Benchmarks

This section compares the performance of our Self-labeling Pointer Network (SPN), configured and trained as explained in Sec. 5.1, with the selected competitors. When contrasted with greedy constructive approaches, our SPN generates a single solution by picking the job with the highest probability. In the other comparisons, we randomly sample 128 (SPN₁₂₈) and 512 (SPN₅₁₂) solutions as explained in Sec. 4.1.

We coded in Python 3.9 and PyTorch 13.1 our SPN, INSA, dispatching rules, and the MIP. While we report results from original papers of all the ML proposals but L2D, for which we used the open-source code for generating randomized solutions. Lastly, we evaluate performance on each benchmark

¹We also contrast our PN with other ML proposals tested on a few instances of Taillard’s benchmark in the Appendix

Table 2: The average PGs of the algorithms on the two benchmark sets. We highlight in **bold** the best performance (lowest gap) on each row. Shapes marked with * are larger than those seen in training by our SPN.

Shape	<i>Greedy Constructives</i>							<i>Randomized Constructives</i>						<i>Non-constructive Approaches</i>			
	PDRs				RL		Our	PDRs ($\beta = 128$)			RL ($\beta = 128$)		Our		NLS _A	MIP	
	SPT	MWR	MOR	INSA	L2D	CL	SPN	SPT	MWR	MOR	L2D	CL	SPN ₁₂₈	SPN ₅₁₂			
Taillard's benchmark	15 × 15	26.09	19.09	20.40	14.43	25.96	14.26	13.77	13.47	13.47	12.53	17.11	9.02	7.24	6.52	7.74	0.07
	20 × 15	32.30	23.33	24.86	18.88	30.03	16.52	14.96	18.45	17.17	16.38	23.74	10.58	9.31	8.81	12.16	3.22
	20 × 20	28.27	21.81	22.89	17.29	31.61	17.27	15.17	16.74	15.59	14.69	22.61	10.87	9.95	9.04	11.54	2.88
	30 × 15*	35.04	24.07	22.89	21.14	33.00	18.52	17.09	23.23	18.96	17.30	24.35	13.98	10.97	10.61	14.13	10.66
	30 × 20*	33.45	24.82	26.75	22.64	33.62	21.47	18.49	23.59	19.94	20.44	28.40	16.09	13.43	12.66	16.35	13.18
	50 × 15*	24.01	16.45	17.59	15.89	22.38	12.23	10.06	14.14	13.51	13.52	17.06	9.32	5.47	4.93	11.01	12.25
	50 × 20*	25.59	17.84	16.79	20.34	26.51	13.24	11.55	17.65	14.57	13.96	20.44	9.89	8.35	7.58	11.25	13.59
	100 × 20*	14.05	8.33	8.71	13.49	13.61	5.86	5.85	10.39	7.02	7.11	13.30	3.96	2.32	2.06	5.90	10.97
Avg	27.35	19.47	20.10	18.01	27.09	14.92	13.37	17.21	15.03	14.49	20.50	10.46	8.38	7.78	11.26	8.36	
Demirkol's benchmark	20 × 15	27.94	27.54	30.68	24.18	39.03	-	17.99	17.17	22.28	23.85	29.27	19.43	12.00	11.32	-	5.29
	20 × 20	33.19	26.80	26.26	21.27	37.73	-	19.36	18.83	18.89	21.61	27.10	15.97	13.51	12.33	-	4.69
	30 × 15*	31.15	31.89	36.86	26.51	42.03	-	21.75	20.73	26.79	30.73	33.99	16.48	14.41	14.01	-	14.16
	30 × 20*	34.37	32.06	32.34	28.50	39.69	-	25.73	23.31	26.12	28.34	33.59	20.18	17.10	15.80	-	16.67
	40 × 15*	25.26	27.00	35.85	24.68	35.55	-	17.51	17.90	23.15	30.25	31.54	17.62	11.71	10.91	-	16.33
	40 × 20*	33.81	32.28	35.89	29.44	39.64	-	22.19	24.46	27.58	31.85	35.80	25.64	15.99	14.81	-	22.50
	50 × 15*	24.30	27.65	34.88	23.05	36.46	-	15.67	17.70	24.07	30.97	32.73	21.74	11.22	10.64	-	14.90
	50 × 20*	30.01	30.34	36.76	30.22	39.52	-	22.44	23.50	26.75	32.71	36.12	15.17	15.81	15.00	-	22.49
Avg	30.00	29.45	33.69	25.98	38.71	-	20.33	20.44	24.46	28.79	32.52	19.03	13.97	13.10	-	14.63	

instance in terms of the Percentage Gap (PG):

$$PG = 100 \cdot (C_{alg} / C_{ub} - 1), \quad (6)$$

where C_{alg} is the makespan produced by an algorithm and C_{ub} is either the instance optimal or best-known makespan².

Table 2 presents the comparison of algorithms tested on all the instances of Taillard’s and Demirkol’s benchmarks, each arranged in a distinct horizontal section. This table is vertically divided into *Greedy Constructive*, *Randomized Constructive*, and *Non-constructive approaches*, with the results of algorithms categorized accordingly. Competitors not included in the table are discussed in the text as we could not compute their PGs. Each row reports the average PG on a specific instance shape, with the best-performing algorithm highlighted in bold. The last row (Avg) reports the average gap across all instances, regardless of their shapes.

Table 2 shows that our SPN and CL produce much lower gaps than PDRs and INSA in both the greedy and randomized case, demonstrating the superiority of neural constructive approaches. Surprisingly, INSA and PDRs outperform L2D. This is likely related to how PDRs were coded in [Zhang *et al.*, 2020], where ours align with those in [Iklassev *et al.*, 2022]. Focusing on our SPN, we observe that it consistently archives lower average gaps than all the greedy approaches and, when applied in a randomized manner (SPN₁₂₈), it outperforms all the randomized constructives. We also underline that our SPN outperforms L2S, as it obtains a lower average PG on Taillard’s benchmark than the 19.50% of L2S³. Additionally, the SPN generalizes well to instance shapes larger than those in the training dataset (marked with * in Table 2), as its gaps do not progressively increase on such shapes.

²Available at: <https://optimizer.com/jobshop.php>

³Only qualitative results are disclosed about L2S [Park *et al.*, 2021], we did our best to report them.

Notably, our SPN is also very competitive when compared with non-constructive approaches. Specifically, the SPN₅₁₂ largely outperforms the enhanced metaheuristic NLS_A, and on shapes larger than 20 × 20, it always achieves lower gaps with just a few seconds of computations (see Sec. 6.1 for times) than a MIP executing for 3600 sec. We remark that the SPN is also better than the CP-based proposal hCP, which achieves an average makespan of 2670 and 5701 on Taillard and Demirkol benchmark respectively, while our greedy SPN yet obtains an average of 2642 and 5581. Therefore, we safely conclude that our proposed SPN and training strategy are effective in solving the JSP, despite their simplicity.

For lack of space, we include in the Appendix comparisons with ML proposals tested only on a few Taillard’s instances.

6 Ablations

This section evaluates additional aspects of our proposed SPN and self-labeling training strategy. For these evaluations, we adopt the same setting described in Sec. 5.1 and we explicitly indicate the varied parameters.

6.1 Execution Times

We start by assessing the timing factor, an important aspect in some scheduling scenarios. To this end, we compare in Figure 2 the execution time of dispatching rules (PDR), INSA, the SPN, and L2D on typical benchmark shapes, all applied in a greedy constructive manner. We also include the execution time of our SPN when sampling 512 solutions (SPN₅₁₂) to prove that sampling multiple solutions does not dramatically increase times. Note that all these algorithms were executed on the machine described at the beginning of Sec. 5. We omit other RL proposals as they do not disclose execution times or is unclear whether they used GPUs.

When sampling 512 solutions, the SPN₅₁₂ takes less than a second on medium shapes, less than 3 sec on large ones, and

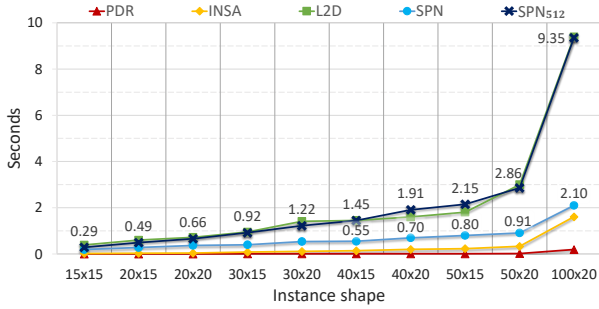


Figure 2: The execution time of algorithms on different instance shapes considered in Table 2. PDR, INSA, SPN, and L2D construct a single solution, while SPN₅₁₂ samples $\beta = 512$ parallel solutions.

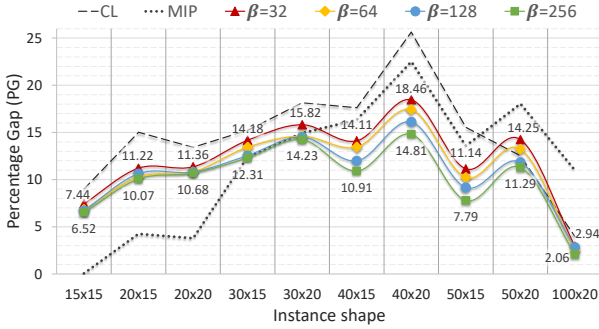


Figure 3: The performance of the SPN when trained by sampling β solutions. For each shape, we report the average PG on instances of both benchmarks by sampling 512 solutions during testing.

around 10 sec on the big 100×20 . As these trends align with L2D, which only constructs a single solution, our SPN is a much faster alternative, despite being also better in terms of quality. This observation is confirmed by the execution times of the greedy SPN, which are slightly higher than INSA. Finally, we remark that the SPN and any ML-based approach are likely to be slower than PDRs and constructive heuristics, either applied in a greedy or randomized way. One can see that such approaches work faster: PDRs take 0.2 sec and INSA 1.61 sec on 100×20 instances. However, this increase in execution time is not dramatic and is largely justified by better performance, especially in the case of our SPN.

6.2 The effect of β on Training

As we are proposing a new training strategy based on sampling, we assess the impact of sampling a different number of solutions β while training. To this end, we retrain a new SPN as described in Sec. 5.1 with a number of solutions $\beta \in \{32, 64, 128, 256\}$, where we stop at 256 as the memory usage with larger values becomes impractical. Then, we test the resulting models by sampling 512 solutions on all the instances of both benchmarks for a broader and unbiased assessment. Figure 3 reports the average PG (the lower the better) of the trained SPN (different colored markers) on each benchmark shape. Finally, to ease the comparison with competitors, we also include the results of the best RL proposal in Table 2, namely CL (dashed line), and the MIP (dotted line).

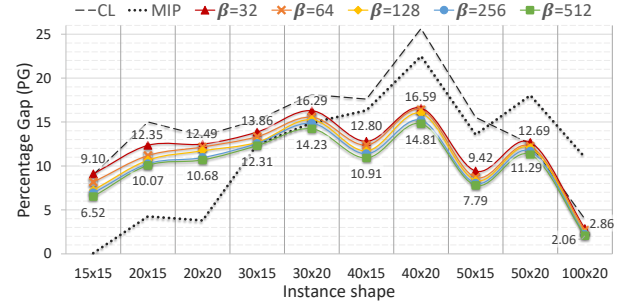


Figure 4: The performance of the SPN for varying numbers of sampled solutions β at test time. For each shape, we report the average PG on instances of both benchmarks.

Overall, we see that training by sampling more solutions slightly improves the model’s overall performance, as outlined by lower PGs for increasing β . We also observe that such improvement is less marked on shapes seen in training, such as in 15×15 , 20×15 , and 20×20 shapes, while is more marked on others. This suggests that training by sampling more solutions results in better generalization, although it is more memory-demanding. However, the trends observed for the SPN in Table 2 remain consistent with smaller β , demonstrating the robustness of our self-labeling training strategy.

6.3 The effect of β on Testing

Finally, we assess how the number of sampled solutions β impacts the performance of our SPN at test time. To evaluate such an impact, we plot in Figure 4 the average PG on different shapes for varying $\beta \in \{32, 64, 128, 256, 512\}$. For this analysis, we use the SPN trained by sampling 256 solutions, the same used in Table 2. As done in Sec. 6.2, we also report the results of CL and MIP to ease the comparison.

Despite the reduced number of solutions, the SPN remains a better alternative than CL, one of the best RL proposals, and still outperforms the MIP on medium and large instances. Not surprisingly, by sampling more solutions the performance of the SPN improves, but this also increases the model execution times. Although we verified that sampling more than 512 solutions further improves results, we decided to stop at $\beta = 512$ as a good trade-off between performance and time.

7 Conclusions

This work outlines a novel self-labeling strategy to train generative models for the Job Shop and potentially other combinatorial problems. Our contribution is twofold: the model, an efficient architecture able to generate multiple parallel solutions; and the training strategy, which solely relies on model-generated solutions without requiring expensive annotations.

Despite its simplicity compared to other RL algorithms, our proposed methodology effectively outperforms PDRs and RL proposals by a significant margin, surpassing also exact methods on medium and large instances. We also proved the resiliency of our training strategy to different parameters.

In future, we intend to apply our methodology to other combinatorial problems like routing ones, and also evaluate its effectiveness as a pretext task for existing RL approaches.

Table 3: The features $x_i \in \mathbb{R}^{15}$ associated with a vertex $i \in V$ describing information about operation i within the instance.

ID	Description
1	The processing time τ_i of the operation.
2	The completion of job j up to i : $\sum_{b=l_j}^i \tau_b / \sum_{b \in O_j} \tau_b$.
3	The remainder of job j after i : $\sum_{b=i+1}^{l_j+m_j} \tau_b / \sum_{b \in O_j} \tau_b$.
4-6	The 1 st , 2 nd , and 3 rd quartile among processing times of operations on job j .
7-9	The 1 st , 2 nd , and 3 rd quartile among processing times of operations on machine μ_i .
10-12	The difference between τ_i and the 1 st , 2 nd , and 3 rd quartile among processing times of operations in job j .
13-15	The difference between τ_i and the 1 st , 2 nd , and 3 rd quartile among processing times of operations on machine μ_i .

Table 4: The average PG of greedy constructive approaches on the same two Taillard’s instances of the ten available for each shape.

Shape	PDRs			RL				SPN	
	SPT	MWR	MOR	INSA	TRL	L2D	CL		DQN
15 × 15	17.50	18.76	15.21	15.45	35.37	22.34	15.16	7.11	15.14
20 × 15	29.69	24.52	26.83	15.25	32.10	26.83	17.85	13.87	13.99
20 × 20	27.76	22.05	23.10	16.70	28.29	30.27	16.16	17.88	17.37
30 × 15*	39.45	22.79	23.92	21.13	36.41	31.47	20.29	16.13	17.06
30 × 20*	30.03	27.70	27.51	19.17	34.66	38.26	22.15	21.78	21.13
50 × 15*	30.14	23.78	26.16	12.42	31.85	24.58	15.61	17.69	11.82
50 × 20*	24.26	18.37	18.62	22.96	28.03	28.62	14.19	19.50	14.42
100 × 20*	14.23	8.21	8.54	15.19	17.99	12.47	5.50	9.52	4.96
Avg	26.63	20.77	21.24	17.28	30.59	26.85	15.86	15.44	14.49

A Disjunctive Graph Features

Following ML works reviewed in Sec. 2, we augment the standard disjunctive graph representation of a JSP instance by incorporating additional features for each vertex $i \in V$. Table 3 details these features. Some features, such as features 1-3, have been adapted from previous works [Zhang *et al.*, 2020; Park *et al.*, 2021], while others have been introduced by us to better model JSP concepts like machines and jobs. For instance, features 4-6 take the same value for operations of the same job, emphasizing which operations belong to different jobs, while features 7-9 do the same for operations to be performed on the same machine.

B Performance on Selected Taillard’s Instances

As some ML proposals like [Han and Yang, 2020; Chen *et al.*, 2023] were tested only on certain benchmark instances, we provide herein an additional evaluation on such instances for a fair comparison. We include in Table 4 the average PGs of all the greedy constructive approaches on the two Taillard’s instances of each shape used in the Transformer (TRL) proposal of [Chen *et al.*, 2023] and the Deep Q-Network (DQN) of [Han and Yang, 2020]. On this subset of instances, we see that TRL is the worst-performing RL approach and that DQN roughly aligns with CL. As our SPN is always the best or second best algorithm on each shape, it achieves the lowest

Table 5: The execution times in seconds of the coded greedy constructive approaches and those of the SPN for varying numbers of sampled solutions β at test time.

Shape	Greedy Constructive			Self-Labeling Pointer Network (SPN)					
	PDRs	INSA	L2D	$\beta=1$	$\beta=32$	$\beta=64$	$\beta=128$	$\beta=256$	$\beta=512$
15 × 15	0.00	0.02	0.39	0.19	0.21	0.21	0.21	0.23	0.29
20 × 15	0.00	0.03	0.60	0.28	0.28	0.28	0.28	0.36	0.49
20 × 20	0.00	0.04	0.72	0.37	0.37	0.37	0.37	0.48	0.66
30 × 15	0.01	0.08	0.95	0.40	0.41	0.41	0.47	0.61	0.92
30 × 20	0.01	0.11	1.41	0.54	0.56	0.56	0.62	0.82	1.22
40 × 15	0.01	0.14	1.45	0.55	0.56	0.56	0.68	0.93	1.45
40 × 20	0.01	0.20	1.60	0.70	0.74	0.74	0.90	1.23	1.91
50 × 15	0.01	0.23	1.81	0.80	0.79	0.83	0.92	1.32	2.15
50 × 20	0.02	0.33	3.00	0.91	0.92	0.98	1.23	1.76	2.86
100 × 20	0.19	1.61	9.39	2.10	2.16	2.49	3.54	5.81	9.35
Tot Sum	0.26	2.79	21.32	6.84	7.00	7.43	9.23	13.53	21.29

overall average gap (Avg).

C Execution Times

Table 5 reports the average execution times of the coded algorithms on benchmark shapes and, in the last row (Tot Sum), it sums up all the times for an overall comparison. As already stated, conventional algorithms are faster than our SPN and other ML algorithms, as they require less computations. However, the better quality of solutions produced by our SPN justifies such increments in execution times.

By looking at the SPN’s times, we see that sampling 32 and 64 solutions takes the same except in large instances (50 × 15, 50 × 20, and 100 × 20 shapes), where variations are small. Therefore, sampling less than 32 solutions is pointless, as the reduction in the execution times is negligible while the quality is further reduced. Additionally, sampling more than 512 solutions further improves the SPN’s results at the cost of a consistent increment in the execution time. As an example, by sampling 1024 solutions, the overall average gap (Avg row in Table 2) is reduced by 0.4% in both benchmarks with respect to the $\beta = 512$ case, but the execution time is roughly 1.9 times larger. Instead of blindly sampling many random solutions with long executions, it should be possible to achieve better results in less time with ad-hoc strategies, such as Beam-Search or other strategies, that sample differently based on the generated probabilities or other information. We leave this study on testing strategies to future work.

Lastly, we underline that execution times of ML models can be reduced, e.g., by engineering the code, further tuning models to reduce parameters, and employing speed-up techniques such as model quantization (i.e., converting floats to lower precision integers) and knowledge distillation (i.e., distilling the knowledge of a large model into a smaller one). Our model did not undergo any of the above and has been coded by keeping the implementation as simple as possible.

D Extended Results

Tables 6 and 7 present the extended results of the coded algorithms (PDRs, INSA, L2D, MIP, and the SPN’s configurations) for every instance of both benchmarks. Notably, the bold gaps highlight that models trained using our Self-Labeling strategy with $\beta < 256$ exhibit competitive performance and, in some instances, even surpass the model trained

with $\beta = 256$. This indicates the efficacy of our strategy even with a reduced number of sampled solutions. However, as remarked in the paper, sampling a larger number of training solutions yields improved overall performance, as evidenced by the lower total sums observed for larger values of β .

References

- [Asano *et al.*, 2020] Yuki M. Asano, Christian Rupprecht, and Andrea Vedaldi. Self-labelling via simultaneous clustering and representation learning. In *International Conference on Learning Representations*, 2020.
- [Balas, 1969] Egon Balas. Machine sequencing via disjunctive graphs: an implicit enumeration algorithm. *Operations Research*, 17, 1969.
- [Bello *et al.*, 2017] Irwan Bello, Hieu Pham, Quoc V Le, Mohammad Norouzi, and Samy Bengio. Neural combinatorial optimization with reinforcement learning. *International Conference on Learning Representations*, 2017.
- [Bengio *et al.*, 2021] Yoshua Bengio, Andrea Lodi, and Antoine Prouvost. Machine learning for combinatorial optimization: A methodological tour d’horizon. *European Journal of Operational Research*, 290(2), 2021.
- [Blum and Roli, 2003] Christian Blum and Andrea Roli. Metaheuristics in combinatorial optimization: Overview and conceptual comparison. *ACM computing surveys (CSUR)*, 35, 2003.
- [Botev *et al.*, 2013] Zdravko I. Botev, Dirk P. Kroese, Reuven Y. Rubinstein, and Pierre L’Ecuyer. The cross-entropy method for optimization. In *Handbook of Statistics*, volume 31. Elsevier, 2013.
- [Brody *et al.*, 2022] Shaked Brody, Uri Alon, and Eran Yahav. How attentive are graph attention networks? In *International Conference on Learning Representations*, 2022.
- [Cappart *et al.*, 2021] Quentin Cappart, Didier Chételat, Elias B. Khalil, Andrea Lodi, Christopher Morris, and Petar Veličković. Combinatorial optimization and reasoning with graph neural networks. In *Proceedings of the Thirtieth International Joint Conference on Artificial Intelligence*, 2021.
- [Caron *et al.*, 2018] Mathilde Caron, Piotr Bojanowski, Armand Joulin, and Matthijs Douze. Deep clustering for unsupervised learning of visual features. In *Proceedings of the European conference on computer vision*, 2018.
- [Chen and Tian, 2019] Xinyun Chen and Yuandong Tian. Learning to perform local rewriting for combinatorial optimization. *Advances in Neural Information Processing Systems*, 32, 2019.
- [Chen *et al.*, 2023] Ruiqi Chen, Wenxin Li, and Hongbing Yang. A deep reinforcement learning framework based on an attention mechanism and disjunctive graph embedding for the job-shop scheduling problem. *IEEE Transactions on Industrial Informatics*, 19, 2023.
- [Cheng *et al.*, 1999] Runwei Cheng, Mitsuo Gen, and Yasuhiro Tsujimura. A tutorial survey of job-shop scheduling problems using genetic algorithms, part ii: hybrid genetic search strategies. *Computers & Industrial Engineering*, 36, 1999.
- [Corsini *et al.*, 2022] Andrea Corsini, Simone Calderara, and Mauro Dell’Amico. Learning the quality of machine permutations in job shop scheduling. *IEEE Access*, 10, 2022.
- [De Boer *et al.*, 2005] Pieter-Tjerk De Boer, Dirk P Kroese, Shie Mannor, and Reuven Y Rubinstein. A tutorial on the cross-entropy method. *Annals of operations research*, 134, 2005.
- [Demirkol *et al.*, 1998] Ebru Demirkol, Sanjay Mehta, and Reha Uzsoy. Benchmarks for shop scheduling problems. *European Journal of Operational Research*, 109(1), 1998.
- [Falkner *et al.*, 2022] Jonas K Falkner, Daniela Thyssens, Ahmad Bdeir, and Lars Schmidt-Thieme. Learning to control local search for combinatorial optimization. In *Joint European Conference on Machine Learning and Knowledge Discovery in Databases*. Springer, 2022.
- [Falkner *et al.*, 2023] Jonas K. Falkner, Daniela Thyssens, Ahmad Bdeir, and Lars Schmidt-Thieme. Learning to control local search for combinatorial optimization. In *Machine Learning and Knowledge Discovery in Databases*, 2023.
- [Goodfellow *et al.*, 2016] Ian Goodfellow, Yoshua Bengio, and Aaron Courville. *Deep Learning*. MIT Press, 2016.
- [Han and Yang, 2020] Bao-An Han and Jian-Jun Yang. Research on adaptive job shop scheduling problems based on dueling double dq. *IEEE Access*, 8, 2020.
- [Haupt, 1989] Reinhard Haupt. A survey of priority rule-based scheduling. *Operations-Research-Spektrum*, 11, 1989.
- [Henderson *et al.*, 2018] Peter Henderson, Riashat Islam, Philip Bachman, Joelle Pineau, Doina Precup, and David Meger. Deep reinforcement learning that matters. *Proceedings of the AAAI Conference on Artificial Intelligence*, 32, 2018.
- [Holtzman *et al.*, 2020] Ari Holtzman, Jan Buys, Li Du, Maxwell Forbes, and Yejin Choi. The curious case of neural text degeneration. In *International Conference on Learning Representations*, 2020.
- [Huang and Liao, 2008] Kuo-Ling Huang and Ching-Jong Liao. Ant colony optimization combined with taboo search for the job shop scheduling problem. *Computers & Operations Research*, 35, 2008.
- [Iklassov *et al.*, 2022] Zangir Iklassov, Dmitrii Medvedev, Ruben Solozabal, and Martin Takáč. Learning to generalize dispatching rules on the job shop scheduling. *ArXiv*, 2022.
- [Ingimundardottir and Runarsson, 2018] Helga Ingimundardottir and Thomas Philip Runarsson. Discovering dispatching rules from data using imitation learning: A case study for the job-shop problem. *Journal of Scheduling*, 21, 2018.
- [Kool *et al.*, 2018] Wouter Kool, Herke Van Hoof, and Max Welling. Attention, learn to solve routing problems! In *International Conference on Learning Representations*, 2018.
- [Kotary *et al.*, 2022] James Kotary, Ferdinando Fioretto, and Pascal Van Hentenryck. Fast approximations for job shop scheduling: A lagrangian dual deep learning method. In

- Proceedings of the AAAI Conference on Artificial Intelligence*, volume 36, 2022.
- [Ku and Beck, 2016] Wen-Yang Ku and J. Christopher Beck. Mixed integer programming models for job shop scheduling: A computational analysis. *Computers & Operations Research*, 73, 2016.
- [Lee and others, 2013] Dong-Hyun Lee et al. Pseudo-label: The simple and efficient semi-supervised learning method for deep neural networks. In *Workshop on challenges in representation learning, ICML*, volume 3, 2013.
- [Liu et al., 2023] Xiao Liu, Fanjin Zhang, Zhenyu Hou, Li Mian, Zhaoyu Wang, Jing Zhang, and Jie Tang. Self-supervised learning: Generative or contrastive. *IEEE Transactions on Knowledge and Data Engineering*, 35, 2023.
- [Mazyavkina et al., 2021] Nina Mazyavkina, Sergey Sviridov, Sergei Ivanov, and Evgeny Burnaev. Reinforcement learning for combinatorial optimization: A survey. *Computers & Operations Research*, 134, 2021.
- [Mnih et al., 2016] Volodymyr Mnih, Adria Puigdomenech Badia, Mehdi Mirza, Alex Graves, Timothy Lillicrap, Tim Harley, David Silver, and Koray Kavukcuoglu. Asynchronous methods for deep reinforcement learning. In *International conference on machine learning*. PMLR, 2016.
- [Nazari et al., 2018] Mohammadreza Nazari, Afshin Oroojlooy, Lawrence Snyder, and Martin Takáč. Reinforcement learning for solving the vehicle routing problem. *Advances in neural information processing systems*, 31, 2018.
- [Nowicki and Smutnicki, 1996] Eugeniusz Nowicki and Czesław Smutnicki. A fast taboo search algorithm for the job shop problem. *Management Science*, 42(6), 1996.
- [Nowicki and Smutnicki, 2005] Eugeniusz Nowicki and Czesław Smutnicki. An advanced tabu search algorithm for the job shop problem. *Journal of Scheduling*, 8:145–159, 2005.
- [Oussidi and Elhassouny, 2018] Achraf Oussidi and Azedine Elhassouny. Deep generative models: Survey. In *International Conference on Intelligent Systems and Computer Vision*, 2018.
- [Park et al., 2021] Junyoung Park, Jaehyeong Chun, Sang Kim, Youngkook Kim, and Jinkyoo Park. Learning to schedule job-shop problems: representation and policy learning using graph neural network and reinforcement learning. *International Journal of Production Research*, 59, 2021.
- [Pinedo, 2016] Michael L Pinedo. *Scheduling: Theory, Algorithms, and Systems*, volume 29. Springer, 2016.
- [Schulman et al., 2017] John Schulman, Filip Wolski, Prafulla Dhariwal, Alec Radford, and Oleg Klimov. Proximal policy optimization algorithms. *ArXiv*, 2017.
- [Sutton and Barto, 2018] Richard S Sutton and Andrew G Barto. *Reinforcement learning: An introduction*. MIT press, 2018.
- [Taillard, 1993] Eric Taillard. Benchmarks for basic scheduling problems. *European Journal of Operational Research*, 64, 1993.
- [Tassel et al., 2023] Pierre Tassel, Martin Gebser, and Konstantin Schekotihin. An end-to-end reinforcement learning approach for job-shop scheduling problems based on constraint programming. *Proceedings of the International Conference on Automated Planning and Scheduling*, 33, 2023.
- [Van Engelen and Hoos, 2020] Jesper E Van Engelen and Holger H Hoos. A survey on semi-supervised learning. *Machine learning*, 109, 2020.
- [Vaswani et al., 2017] Ashish Vaswani, Noam Shazeer, Niki Parmar, Jakob Uszkoreit, Llion Jones, Aidan N Gomez, Łukasz Kaiser, and Illia Polosukhin. Attention is all you need. *Advances in neural information processing systems*, 30, 2017.
- [Vinyals et al., 2015] Oriol Vinyals, Meire Fortunato, and Navdeep Jaitly. Pointer networks. *Advances in neural information processing systems*, 28, 2015.
- [Wu et al., 2021] Zonghan Wu, Shirui Pan, Fengwen Chen, Guodong Long, Chengqi Zhang, and Philip S. Yu. A comprehensive survey on graph neural networks. *IEEE Transactions on Neural Networks and Learning Systems*, 32, 2021.
- [Zhang et al., 2019] Jian Zhang, Guofu Ding, Yisheng Zou, Shengfeng Qin, and Jianlin Fu. Review of job shop scheduling research and its new perspectives under industry 4.0. *Journal of Intelligent Manufacturing*, 30, 2019.
- [Zhang et al., 2020] Cong Zhang, Wen Song, Zhiguang Cao, Jie Zhang, Puay Siew Tan, and Xu Chi. Learning to dispatch for job shop scheduling via deep reinforcement learning. *Advances in Neural Information Processing Systems*, 33, 2020.
- [Zhang et al., 2022] Zichen Zhang, Jun Jin, Martin Jagersand, Jun Luo, and Dale Schuurmans. A simple decentralized cross-entropy method. *Advances in Neural Information Processing Systems*, 35, 2022.
- [Zhou et al., 2022] Runlong Zhou, Yuandong Tian, Yi Wu, and Simon Shaolei Du. Understanding curriculum learning in policy optimization for online combinatorial optimization. In *NeurIPS Workshop: Optimization for Machine Learning*, 2022.