

Acoustic Disturbance Sensing Level Detection for ASD Diagnosis and Intelligibility Enhancement

Marcelo Pillonetto¹, Anderson Queiroz^{1*}, and Rosângela Coelho^{1**}

¹Laboratory of Acoustic Signal Processing, Military Institute of Engineering, Rio de Janeiro 22290-270, Brazil

* Student Member, IEEE

** Senior Member, IEEE

Manuscript received;

Abstract—The acoustic sensitivity of Autism Spectrum Disorder (ASD) individuals highly impacts their intelligibility in noisy urban environments. In this Letter, the disturbance sensing level is examined with perceptual listening tests that demonstrate the impact of their append High Internal Noise (HIN) profile on intelligibility. This particular sensing level is then proposed as additional aid to ASD diagnosis. In this Letter, a novel intelligibility enhancement scheme is also introduced for ASD particular circumstances. For this proposal, harmonic features estimated from speech signal frames are considered as center frequencies of auditory filterbanks. A gain factor is further applied to the output of the filtered samples. The experimental results demonstrate that the proposal improved the acoustic intelligibility of ASD and Neurotypicals (NT) people considering four acoustic noises at different signal-to-noise ratios.

Index Terms—Acoustic Noises, Autism Spectrum Disorder, Intelligibility Enhancement.

I. INTRODUCTION

Autism Spectrum Disorder (ASD) is a neurodevelopmental disorder that affects approximately one in every hundred people around the world [1]. It is denoted by difficulties in social interaction and the presence of repetitive behaviors [2]. Auditory hypersensitivity is a key factor that characterizes autism [3] and impacts speech communication in ASD individuals. This disturbance sensing is even more challenging in urban environments with different acoustic noisy scenes [4]. These effects may cause distortions on speech components e.g., the formants of the fundamental frequency (F0) [5], and signal harmonic region related to the acoustic intelligibility [6].

Recently, the investigation of harmonic components from noisy speech signals has gained significant attraction. Particularly, in strategies developed to achieve intelligibility gain. In the Smoothed Shifting of Formants for Voiced segments (SSFV) [7] the formant center frequencies from voiced speech segments are shifted away from the region of noise. A different approach in [8] used the amplitude and phase estimation filter with the harmonic models (APES_{HARM}). This procedure led to improved signal-to-noise ratio (SNR) of the reconstructed speech signals. Finally, the F0-based Gammatone Filtering (GTF_{F0}) method [9] is described to attain intelligibility enhancement. The filtered output samples are amplified by a gain factor attenuating the noise masking effect, which achieves intelligibility improvement.

However, in the specific case of ASD people a key issue must be addressed: the presence of intense internal noise (High Internal Noise - HIN) [3]. The HIN is a crucial impairment for the daily social communication of ASD individuals. It is characterized by the amplification of noise interference in the inner ear. The composition

of HIN in addition with the urban noisy scenes increases the acoustic disturbance level in the ASD context [3].

This Letter proposes the ISE_{ASD} (Intelligibility Sensing Enhancement for ASD) method especially to attain intelligibility gain for ASD individuals. In this solution, the filtered samples are amplified by gain factors emphasizing the F0 estimated with HHT-Amp [10] and its harmonics from the speech signal leading to intelligibility improvement. This work also includes perceptual tests with Neurotypical (NT) and ASD volunteers as an auxiliary instrument to detect Autism Spectrum Disorder.

Extensive experiments are conducted to evaluate the ISE_{ASD} for speech intelligibility and quality improvement. ESTOI [11] and PESQ [12] objective measures are used to compare the proposed and baseline techniques in terms of intelligibility and quality assessment. The acoustic noisy scenario is composed of four background acoustic noises and four SNR values between -10 dB and 5 dB. The results show that the proposed solution outperforms the competitive methods in terms of speech intelligibility and quality.

II. INTELLIGIBILITY FOR ASD INDIVIDUALS

Autism is characterized by deficit in the behavioral/social and sensory fields and acoustic perceptual skills. This condition is typical in the syndrome, and audiometric tests are already adopted as an auxiliary instrument for the disorder detection. It is important to highlight that population with ASD are considered normal-hearing, i.e., it is assumed that individuals are not affected by hearing impairment [13]. An emerging hypothesis considers that a High Internal Noise (HIN) profile [3] plays an important role for the degradation of acoustic perception in ASD. Fig. 1(a) depicts the HIN effect in an acoustic noisy environment, whose equivalent degradation can be quantified by the sum of internal and external interference.

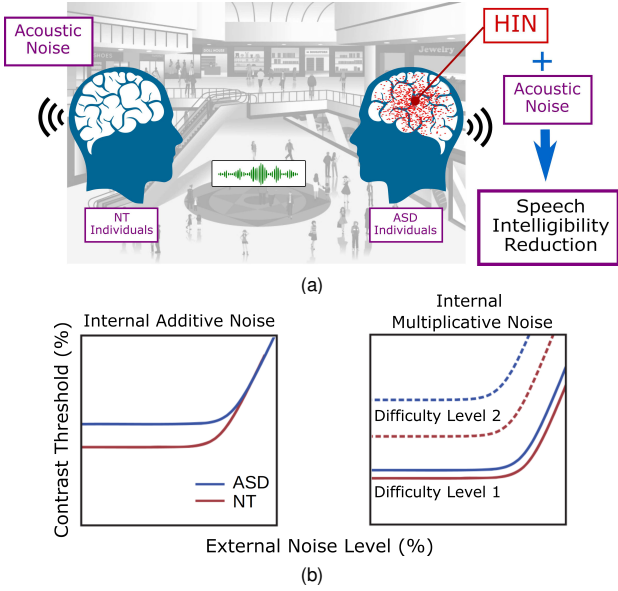


Fig. 1. (a) Illustration of the High Internal Noise impact in the acoustic intelligibility of ASD individuals and (b) Perceptual Threshold versus Noise (TvN) for ASD versus NT [3].

Perceptual sensitivity is measured in [3] at various levels of additive external noise. These levels are presented as measures of TvN (Threshold versus Noise), which allow the effects of noise to be quantified in NT and ASD individuals. Fig. 1(b) shows TvN functions [3], whose curves in these graphs follow a pattern: a segment parallel to the horizontal axis followed by an ascending segment. The contrast threshold is represented on the vertical axis, while the level of external noise is represented on the horizontal axis. In the left subplot the additive internal noise without filtering of autistic is compared with neurotypicals. Observe that ASD people have a greater presence of naturally additive internal noise when compared to the rest of the population. In the graph on the right, it can be seen the TvN of the internal multiplicative noise is elevated for different difficulty levels. Either HIN and acoustic noises may cause more negative end-of-sentence pitch slopes and less typical harmonics-to-noise ratio. Therefore, individuals with ASD have lower perceptual intelligibility at loud external noise when compared to neurotypical in the same conditions.

III. THE PROPOSED ISE_{ASD} METHOD

The ISE_{ASD} introduces a set of gain factors to the harmonic [9] components to attenuate the HIN in the particular case of ASD individuals [3] mentioned in the Fig. 1. The target noisy signal $x(t)$ is first split into Q overlapping 32 ms voiced/unvoiced (V/UV) frames $x_q(t)$, $q = 1, 2, \dots, Q$, with 50% overlapping. In this work V/UV separation was previously applied to define two disjoint sets: S_v is formed by frames that contain voiced speech, and S_u is composed of the remaining segments, i.e., unvoiced speech and noise only. For each voiced frame $q \in S_v$, a set of Gammatone filters are used to filter the sample sequence $x_q(t)$. The time-domain impulse response of the Gammatone filter is adopted with phase compensation as

$$h_k(t) = a(t + t_c)^{n-1} \cos(2\pi f_c t) e^{-2\pi b(t+t_c)}, \quad t \geq -t_c, \quad (1)$$

where $t_c = \frac{n-1}{2\pi b}$, which ensures that peaks occur at $t = 0$, a is the amplitude, n is the filter order, f_c is the center frequency, and b

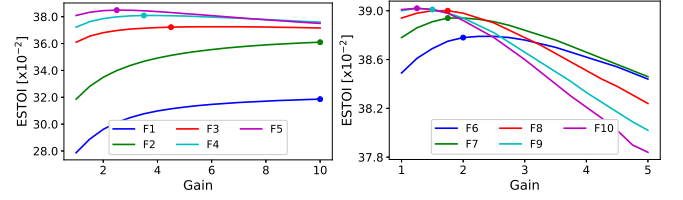


Fig. 2. ESTOI scores to attain the set of gains for speech signals corrupted by SSN with SNR = -5 dB.

is the bandwidth. In [14], it was shown that a set of fourth-order filters ($n = 4$) are able to represent the magnitude characteristic of the human auditory system. In the proposed method, a set of L Gammatone filters $\{h_k(t), k = \dots, L\}$ are implemented considering center frequencies as $f_c = \hat{F}0, 2\hat{F}0, \dots, L\hat{F}0$, and harmonic-adaptive bandwidth, given by $b = 7 \log(\hat{F}0/1 - (\hat{F}0/490))$, where $\hat{F}0$ is the pitch value estimated by the HHT-Amp method [10]. The bandwidth b is defined here according to the frequencies of the modulation transfer function [15] ranging from [1–20] Hz.

Let $x_q^0(t) = x_q(t)$, the filtered signals $y_q^k(t), k = 1, \dots, L$, are recursively computed by

$$\begin{cases} y_q^k(t) = x_q^{k-1}(t) * h_k(t) \\ x_q^k(t) = x_q^{k-1}(t) - y_q^k(t) \end{cases}, \quad k = 1, \dots, L, \quad (2)$$

with residual signal defined as $r_q(t) = x_q^L(t)$ to guarantee the completeness of the input sequence.

After the Gammatone filtering, the amplitude of the output samples $y_q^k(t), k = 1, \dots, L$, are amplified by a gain factor. The G_k is defined as the value that better improves the ESTOI rate d of a set of test signals. It is initially set as $\hat{G}_k = 1$ and its value is updated by $\Delta \hat{G} = 0.25$. If any gain lead to an increase in the average D , G_k is selected according to the maximum intelligibility score, i.e.,

$$G_k \leftarrow \hat{G}_k = \arg \max_{1 \leq \hat{G} \leq 10} D. \quad (3)$$

The idea is to emphasize the presence of harmonics of the $\hat{F}0$, leading to the intelligibility improvement, without introducing any noticeable distortion to the speech signal. The reconstruction of the voiced frame $q \in S_v$ leads to the sample sequence

$$\hat{x}_q(t) = \sum_{k=1}^L G_k y_q^k(t) + r_q(t). \quad (4)$$

In this work, the gains are defined to overcome the HIN issue noticed in ASD individuals. The values are determined considering a training subset of 72 speech signals of the TIMIT database [16]. The speech utterances are corrupted by Speech Shaped Noise (SSN) [17] with SNR = -5 dB.

Fig. 2 illustrates the ESTOI [11] objective intelligibility scores for noisy speech signals. The gain configuration starts from the first filter (F1), and its value is incremented until ESTOI reaches its maximum value (highlighted point). This gain is fixed, and the process is repeated for the subsequent filters. After the process, the gain values that lead to the highest intelligibility ESTOI scores for the ISE_{ASD} are defined as $G_k = \{10, 10, 4.5, 3.5, 2.5, 2, 1.75, 1.75, 1.5, 1.25\}$. This set turns the harmonic components of speech more prominent when compared to the noisy signal. This effect may reduce the impact of the acoustic noise, and consequently, improve speech intelligibility.

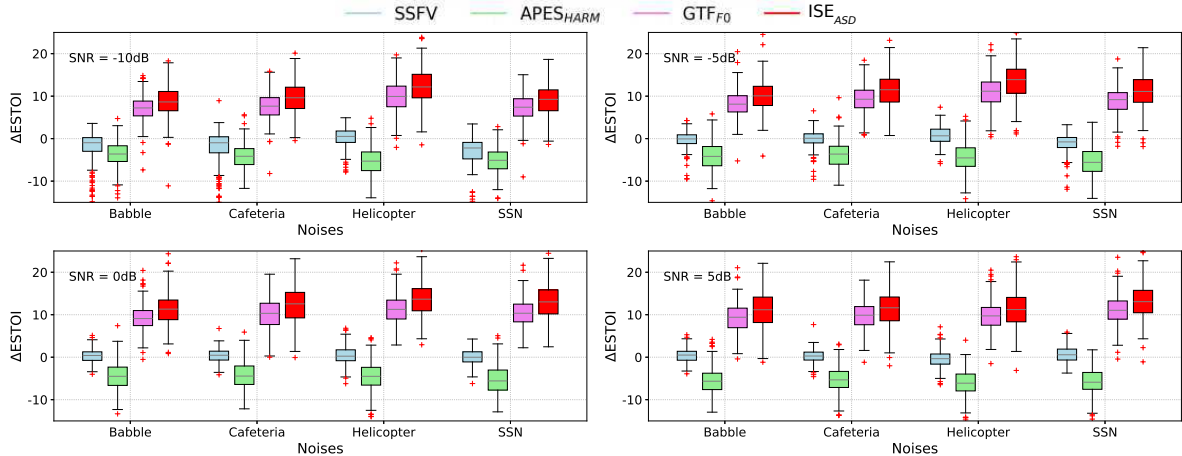


Fig. 3. ESTOI improvement [$\times 10^2$] boxplots for the noisy speech signals processed by the methods SSFV, APES_{HARM}, GTF_{F0} and ISE_{ASD}.

TABLE 1. Perceptual Tests Results [%] for NT and ASD Volunteers.

	SNR (dB)	NT				ASD			
		-5	0	5	Av.	-5	0	5	Av.
Male	UNP	52.0	67.5	81.8	67.1	27.3	55.8	71.4	51.5
	SSFV	26.0	57.1	77.9	53.7	16.9	49.4	75.3	47.2
	APES _{HARM}	18.2	29.9	61.0	36.4	10.4	23.4	45.5	26.4
	GTF _{F0}	68.8	79.2	93.5	80.5	55.8	71.4	94.8	74.0
Female	UNP	50.6	57.1	80.5	62.8	37.7	51.9	75.3	55.0
	SSFV	27.3	59.7	81.8	56.3	14.3	41.6	68.8	41.6
	APES _{HARM}	14.3	26.0	61.0	33.8	5.2	22.1	45.5	24.2
	GTF _{F0}	75.3	81.8	98.7	85.3	53.2	70.1	90.9	71.4
Overall	UNP	51.3	62.3	81.2	64.9	32.5	53.9	73.4	53.2
	SSFV	26.6	58.4	79.9	55.0	15.6	45.5	72.1	44.4
	APES _{HARM}	15.4	25.9	60.8	35.1	7.8	22.7	45.5	25.3
	GTF _{F0}	72.1	80.5	96.1	82.9	54.5	70.8	92.9	72.7

The final step of the ISE_{ASD} method is the reconstruction of the entire speech signal. For this purpose, the reconstructed voiced frames in S_v and all the remaining frames in S_u are joined together keeping the original frames indices. Thus, all frames are overlap and added to reconstruct the modified version $\hat{x}(t)$ of the target speech signal.

IV. EXPERIMENTS AND DISCUSSION

This Section presents a listening test [18] conducted to verify the perceptual differences between NT and ASD groups under noisy conditions. Following, the proposed ISE_{ASD} and competitive methods are compared using objective measures. The ESTOI is here adopted to examine the predicted intelligibility while PESQ [12] is used to evaluate the quality rates of noisy speech signals.

A. Perceptual Evaluation

Three methods for are examined in the perceptual tests: SSFV [19], APES_{HARM} [8] and GTF_{F0} [9]. The test is conducted with 7 male and 7 female Brazilian volunteers for each NT and ASD group with respective ages between [19-57] and [16-34], considering a scenario of phonetic balanced words¹. The SSN noise is adopted with SNRs

of -5 dB, 0 dB and 5 dB. Ten words are applied for each of the 12 test conditions, i.e., three SNR levels and three methods plus the unprocessed (UNP) case. Participants are introduced to the task in a training session with 4 words. The material is diotically presented using a pair of Roland RH-200S headphones. Listeners hear each word once in Brazilian Portuguese, presented in an arbitrary order and are asked to indicate the word in a sheet list.

The intelligibility results for each method are presented in Table 1. For all cases, GTF_{F0} [9] outperforms the competitive approaches. Furthermore, female volunteers presented higher intelligibility rates than male with average score of 4.8 p.p. (percentage points) higher for NT listeners. The overall scores of UNP and GTF_{F0} presented with NT was 64.9% and 82.9%. Note that in the same cases ASD individuals presented lower scores (53.2% and 72.7%). Observe that this difference between groups increases for lower SNR values. Since these evident differences between NT and ASD, it can be concluded that the subjective listening test might be an auxiliary tool to detect ASD behavior.

B. Objective Evaluation: ESTOI and PESQ

Several evaluation experiments are conducted considering the test subset attained from [16], which also provides the V/UV information. This set is composed of 192 speech utterances from TIMIT database [20] sampled at 16 kHz, spoken by 24 speakers (16 male and 8 female). Each speech segment has on average 3 seconds. The training and test subsets are independent in terms of speakers and speech content. Four additive background noises are selected: Babble from RSG-10 [21] database, Cafeteria and Helicopter from Freesound.org² and SSN [17]. Four SNR values are considered varying from -10 dB up to 5 dB. In summary, considering 192 signals, 4 noises, 4 SNR values and 4 methods, it is conducted a total of 12,288 experiments.

Fig. 3 depicts the ESTOI intelligibility improvement results achieved with the proposed and baseline solutions. Note that the ISE_{ASD} attained the highest average improvement in all of the 16 cases. For instance, for the Babble noise with SNR=-10dB the ISE_{ASD} accomplished 8.8 p.p. on ESTOI score, compared to 7.1 p.p., -0.5 p.p. and -2.8 p.p. of GTF_{F0}, SSFV and APES_{HARM} approaches, respectively. Furthermore, for Helicopter noise with SNR=5dB, the

¹The complete test database is available at lasp.ime.br.

²Available at www.freesound.org.

TABLE 2. PESQ Objective Scores for Noisy Conditions at Different SNR Values

SNR(dB)	Babble					Cafeteria				
	-10	-5	0	5	Av.	-10	-5	0	5	Av.
UNP	0.67	1.58	1.95	2.38	1.65	1.06	1.64	2.06	2.47	1.72
SSFV	1.11	1.60	1.97	2.39	1.77	1.33	1.69	2.07	2.48	1.89
APES _{HARM}	1.09	1.95	2.37	2.72	2.03	1.51	2.05	2.47	2.80	2.21
GTF _{F0}	1.84	2.32	2.71	3.09	2.49	2.01	2.44	2.83	3.21	2.62
ISE _{ASD}	2.16	2.59	2.98	3.33	2.77	2.33	2.72	3.08	3.44	2.89

SNR(dB)	Helicopter					SSN				
	-10	-5	0	5	Av.	-10	-5	0	5	Av.
UNP	1.54	1.86	2.30	2.72	2.10	1.35	1.51	1.86	2.31	1.76
SSFV	1.58	1.88	2.31	2.73	2.12	1.48	1.52	1.88	2.32	1.80
APES _{HARM}	1.95	2.34	2.70	2.97	2.49	1.56	1.88	2.33	2.68	2.11
GTF _{F0}	2.29	2.65	3.05	3.52	2.88	1.97	2.22	2.63	3.05	2.47
ISE _{ASD}	2.57	2.94	3.32	3.64	3.12	2.32	2.50	2.91	3.30	2.76

ISE_{ASD} attains ESTOI scores > 0.75. The APES_{HARM} is outperformed by the other approaches in all cases. Finally, the proposal also reaches the highest ESTOI scores for the SSN noise, outperforming in 2.1p.p. the competitive GTF_{F0}. Since this noise is used in subjective tests, this improvement also might reflect in perceptual experiments.

The predicted quality rates computed with PESQ [12] are shown in Table 2. The PESQ score is here computed from 30% of the most relevant voiced frames of noisy speech. These frames are selected from those with the lowest signal-to-noise ratio values. Note that ISE_{ASD} outperforms the competing approaches for most of the noisy speech conditions in terms of quality assessment. For the Babble scenario, this method presents average PESQ of 2.77, followed by 2.49, 2.03 and 1.77 for GTF_{F0}, APES_{HARM} and SSFV, respectively. The ISE_{ASD} is the only method that accomplished more than 1 point in the Mean Opinion Score (MOS) scale in the overall average results. These results reinforces the robustness of the proposed solution in terms of noise effects attenuation. Consequently, it will be reflected in improvements in both acoustic intelligibility and quality, providing better acoustic perception mainly in ASD individuals.

V. CONCLUSION

This Letter introduced a novel method to improve intelligibility for ASD situation under urban noisy environment. In the proposed solution, gains of the Gammatone filtered samples are defined in order to emphasize the harmonic features of speech. Perceptual tests proved to be a useful tool to assist in detection of ASD. Four acoustic noises were considered to compose the noisy scenarios. Two objective measures were used to evaluate the competitive solutions. Results showed that ISE_{ASD} outperforms the baseline methods in terms of intelligibility and quality scores for all the acoustic noises. Further research includes the exploitation of the identified impairment due to the composition of HIN and urban acoustic noise solution to serve as an additional aid to ASD diagnosis.

ACKNOWLEDGMENT

This work was partially supported by the National Council for Scientific and Technological Development (CNPq) 305488/2022-8 and Fundação de Amparo Pesquisa do Estado do Rio de Janeiro (FAPERJ) 200518/2023. This work is also supported by the Coordenação de Aperfeiçoamento de Pessoal de Nível Superior - Brasil (CAPES) - Grant Code 001.

REFERENCES

- [1] X. Gao, L. Yin, S. Tian, Y. Huang, and Q. Ji, "Wearable technology for signal acquisition and interactive feedback in autism spectrum disorder intervention: A review," *IEEE Sensors Journal*, vol. 24, no. 9, pp. 13797–13815, 2024.
- [2] R. S. Lalawat and V. Bajaj, "An automatic framework for detecting autism spectrum disorder from eeg signals using tfd," *IEEE Sensors Journal*, vol. 24, no. 7, pp. 10632–10639, 2024.
- [3] W. J. Park, K. B. Schauder, L. Bennedetto, and D. Tadin, "High internal noise and poor external noise filtering characterize perception in autism spectrum disorder," *Scientific Reports*, vol. 7, no. 1, pp. 1–12, 2017.
- [4] M. Alves, R. Coelho, and E. Dranka, "Effective acoustic energy sensing exploitation for target sources localization in urban acoustic scenes," *IEEE Sensors Letters*, vol. 4, no. 2, pp. 1–4, 2020.
- [5] A. Queiroz and R. Coelho, "Noisy speech based temporal decomposition to improve fundamental frequency estimation," *IEEE/ACM Trans. Audio, Speech, Lang. Process.*, vol. 30, pp. 2504–2513, 2022.
- [6] M. Cooke and Y. Lu, "The contribution of changes in f0 and spectral tilt to increased intelligibility of speech produced in noise," *Speech Communication*, vol. 51, pp. 1253–1262, 2009.
- [7] K. Nathwani, M. Daniel, G. Richard, B. David, and V. Roussarie, "Formant shifting for speech intelligibility improvement in car noise environment," *IEEE International Conference on Acoustics, Speech and Signal Processing (ICASSP)*, pp. 5375–5379, 2016.
- [8] S. Norholm, J. Jensen, and M. Christensen, "Enhancement and noise statistics estimation for non-stationary voiced speech," *IEEE Transactions on Audio, Speech, and Language Processing*, vol. 24, no. 4, pp. 645–658, 2016.
- [9] A. Queiroz and R. Coelho, "F0-based gammatone filtering for intelligibility gain of acoustic noisy signals," *IEEE Signal Process. Lett.*, vol. 28, pp. 1225–1229, 2021.
- [10] L. Zão and R. Coelho, "On the estimation of fundamental frequency from nonstationary noisy speech signals based on hilbert-huang transform," *IEEE Signal Process. Lett.*, vol. 25, no. 2, pp. 248–252, 2018.
- [11] J. Jensen and C. H. Taal, "An algorithm for predicting the intelligibility of speech masked by modulated noise maskers," *IEEE/ACM Trans. Audio, Speech, Lang. Process.*, vol. 24, no. 11, pp. 2009–2022, 2016.
- [12] A. Rix, J. Beerends, M. Hollier, and A. Hekstra, "Perceptual evaluation of speech quality (pesq)-a new method for speech quality assessment of telephone networks and codecs," in *Proc. IEEE Int. Conf. Acoust., Speech Signal Process.*, vol. 2, pp. 749–752, 2001.
- [13] W. A. Dunlop, P. G. Enticott, and R. Rajan, "Speech discrimination difficulties in high-functioning autism spectrum disorder are likely independent of auditory hypersensitivity," *Frontiers in Human Neuroscience*, vol. 10, pp. 1–16, 2016.
- [14] R. D. Patterson, K. Robinson, J. Holdsworth, D. Mckeown, C. Zhang, and M. Allerhand, "Complex sounds and auditory images," in *Proc. of the 9th International Symposium on Hearing, Auditory physiology and Perception*, pp. 429–446, 1992.
- [15] A. Queiroz and R. Coelho, "Harmonic detection from noisy speech with auditory frame gain for intelligibility enhancement," *IEEE/ACM Trans. Audio, Speech, Lang. Process.*, vol. 32, pp. 2522–2531, 2024.
- [16] S. Gonzalez, "Pitch of the core timit database set," 2014.
- [17] J. Thiemann, N. Ito, and E. Vincent, "Demand: a collection of multi-channel recordings of acoustic noise in diverse environments," *Proc. Meetings Acoust.*, 2013.
- [18] S. Ghimire, "Speech intelligibility measurement on the basis of itu-t recommendation p.863," 2012.
- [19] K. Nathwani, G. Richard, B. David, P. Prablanc, and V. Roussarie, "Speech intelligibility improvement in car noise environment by voice transformation," *Speech Communication*, vol. 91, pp. 17–27, 2017.
- [20] J. Garofolo, L. Lamel, W. Fischer, J. Fiscus, D. Pallett, N. Dahlgren, and V. Zue, "Timit acoustic-phonetic continuous speech corpus," in *Linguist. Data Consortium*, Philadelphia, PA, USA, 1993.
- [21] H. J. Steeneken and F. W. Geurtsen, "Description of the rsg-10 noise-database," *report IZF*, vol. 3, 1988.