

# Learning to Visually Connect Actions and their Effects

Eric Peh

Paritosh Parmar

Basura Fernando

Institute of High-Performance Computing, Agency for Science, Technology and Research, Singapore

## Abstract

*In this work, we introduce the novel concept of visually Connecting Actions and Their Effects (CATE) in video understanding. CATE can have applications in areas like task planning and learning from demonstration. We propose different CATE-based task formulations, such as action selection and action specification, where video understanding models connect actions and effects at semantic and fine-grained levels. We observe that different formulations produce representations capturing intuitive action properties. We also design various baseline models for action selection and action specification. Despite the intuitive nature of the task, we observe that models struggle, and humans outperform them by a large margin. The study aims to establish a foundation for future efforts, showcasing the flexibility and versatility of connecting actions and effects in video understanding, with the hope of inspiring advanced formulations and models.*

## 1. Introduction

Actions can transform systems, scenes, and environments. Humans can connect their actions with the corresponding effects, *i.e.*, given an initial state<sup>1</sup>, when some action is applied, we can imagine the outcome or the resultant state of the system—*e.g.*, consider a scenario where a person is holding an object; if they release their grip, we intuitively know that the object will inevitably fall to the ground. This understanding of causal mechanisms is crucial as it allows humans to plan and execute goal-directed actions. Humans can anticipate the consequences of their actions, make informed decisions, and adjust their behavior. The integration of visual information with motor actions allows individuals to build a coherent and adaptive representation of the world, enabling them to navigate their environment effectively. The presence of such capabilities in video understanding systems and autonomous robots is essential, with applications spanning areas such as task planning and learn-

<sup>1</sup>In general, the state of the system before the action is applied is termed as initial state, and the state of the system after the action is applied is termed the final state.

Figure 1. **Concept.** Please view in AdobeReader to play the embedded videos for better explanation. We have shown two exemplary questions, from our task, alongwith candidate action options. Correct answers are (b) (not (c)) & (a) in questions 1 & 2, resp.

ing from demonstration. This not only makes them versatile but also enables real-time adjustments to their behavior. Despite being recognized as a fundamental aspect of human cognition, the capability to link actions and their physical effects remains largely unexplored in the existing body of literature on video understanding. Towards that end, in this work, we introduce a novel concept of visually connecting actions and their effects.

Connecting actions and their effects can be approached from various perspectives, leading to different task formulations. For instance, actions and effects could be linked at a semantic level. Following this perspective, we introduce the task of Action Selection, which requires video understanding models to visually connect actions and their effects. In this task, a video understanding model is presented with a pair of initial and final states of a scene, and it must select

the correct action from a set of options that transitions the system from the initial state to the final state, as illustrated in [Figure 1](#).

Now, let's take a look at connecting actions and effects at a finer granularity. To achieve this, we introduce the task of Action Specification, where a video understanding model is tasked with inferring how closely or directly related is an effect to an action. So, while Action Selection requires connecting actions and effects at a semantic level with coarser granularity, Action Specification involves discerning at a finer resolution.

Interestingly, we observe that different formulations of connecting actions and their effects learn representations that capture intuitive properties of actions. For example, the Action Selection model learns to track without any explicit supervision (see [Figure 5](#)); while Action Specification representations learn to encode the pose of humans without any supervision (see [Figure 8](#)). We also observe that connecting actions and effects can serve as an effective self-supervised pretext task to learn video representations from unlabeled videos. Furthermore, we note that the ability to generate effect can benefit other tasks such as action anticipation.

While connecting actions and their effects may seem an easy task for humans, we found it to be quite challenging for state-of-the-art video understanding models. To this end, we propose several baseline frameworks which improve over the current state-of-the-art video understanding models, but we find that there is still a large performance gap between humans and machines on this task.

We aim to lay a solid foundation for future efforts through devising multiple task formulations and models. Multiple formulations show that connecting actions and their effects is a flexible and versatile task with many possible applications. Developing and evaluating diverse set of baseline models/solutions helps ensure comprehensive coverage of the problem space and provides a more robust evaluation framework. We hope that these will inspire future efforts to develop more advanced formulations and models with further applications and better performance.

The paper is organized as follows. We start by reviewing related work in [Section 2](#), followed by task formulations in [Sections 3, 4, 5](#). For better organization, Models and Dataset are discussed along with their corresponding task. Task and models are evaluated and validated in [Section 6](#); finally, concluding the paper in [Section 7](#).

## 2. Related Work

**Video understanding tasks.** Video understanding is a mature branch of computer vision addressing action analysis problems such as action recognition [[3](#), [10](#), [25](#), [35](#), [39](#)], action segmentation/localization [[5](#), [6](#), [19](#), [33](#)], and action quality assessment [[1](#), [29](#), [31](#), [47](#)]. While tremendous progress has been made in these directions, connecting ac-

tions and their effects largely remains to be addressed. Towards that end, in this work, we study linking actions and their effects and study consequences of the same. We make use of the techniques and insights gleaned from existing video understanding tasks towards the problem of connecting actions and effects.

**Viewing actions as transformations.** Actions can be viewed as transformations or agents of transformations occurring in the scene or an environment [[27](#), [36](#), [42](#)]. Based on this, Wang *et al.* [[42](#)], proposed to model actions as fixed class-specific transformation matrices, which when applied to a precondition would produce the effect. Soucek *et al.* [[36](#)] propose to learn action-specific models to localize states and actions. Similar to actions, Nagarajan and Grauman [[27](#)] view object properties as operators on objects. However, these work either focus on learning a rigid set of class-specific transformation matrices [[42](#)], or learning only action-specific models [[36](#)] or limited to static images [[27](#), [36](#)] and do not focus on studying action dynamics and their effects. Our work studies linking action dynamics and effects in much more depth and breadth. Our task also demonstrates wider applicability. We further take inspiration of such prior work and develop their dynamic counterparts which can generate transformations on the fly from actions and that way help in connecting actions and their effects.

**Synthetic datasets.** Obtaining the groundtruth for object properties and positions can be made easier and efficient with the help of synthetically generated datasets [[9](#), [18](#)]. As such, synthetic datasets form a lucrative option for studying state-changes as done in [[15](#)]. However, sophisticated approaches developed towards such synthetic datasets are not generally not applicable to real-world scenarios where the models do not have access to high level of control over the attributes of states and actions. Our work conducts all the studies and validating experiments on real-world datasets. Furthermore, our novel cross-sample setting can be seen as a real-world equivalent to View transformation [[15](#)] or even more challenging as many other factors are varied. Another difference between our work and those using synthetic data is that they do not contain actions involving humans, while ours has been experimented specifically with human actions in the real-world.

**Modeling state-changes.** A series of work [[17](#), [20](#), [28](#)] address the problem of computing state changes from the initial and final states of the environment. Computing state-changes is an important part of our proposed problem. However, unlike our work, these work do not link the changes in state with the actions driving those changes.

**Assorted work on visual reasoning.** Liang *et al.* [22] study an interesting problem of coming up with likely explanations for partial observations. Parallels could be drawn between initial and final states and partial observations. However, their work is concerned with forming semantically higher-level explanations, whereas ours is more focused on foundational level connection—linking action mechanics or kinematics with their effects. Other interesting reasoning problems have been introduced in recent years [13, 43], but they are orthogonal to ours.

### 3. Task Formulation-I: Action Selection

Task formulations are crucial as each one has a unique objective and enables control over the model’s focus to learn representations that capture slightly different types of visual features. We start by discussing the first task formulation—Action Selection.

**Objective.** Given the initial and desired final states, this task formulation requires video understanding models to select the correct action instance that changes the scene from its initial to its final state. Taking inspiration from visual question-answering literature, we cast the problem as a multiple-choice question answering; and provide four action-video choices for answers—see Figure 1. From a total of four choices/options, only one is correct. The task is to select this correct action-video. Action Selection task can enable Autonomous Agent/Robot Action Selection from human demonstrations from existing large-scale video datasets—discussed in subsection 3.1.

#### Constructing Cross-Sample question and answer sets.

To form a question, we divide a video instance of a human performing an action into the initial state of the scene (starting few frames), and the resultant final state (last few frames). The remaining middle frames after keeping a certain margin from the initial and final state frames become the correct action option. However, the correct answer option can be drawn in two ways: 1) same-sample setting: from the same video clip as the states as explained earlier; or 2) cross-sample setting: from an altogether different instance, but the action category still remains the same as the video from which states are drawn. Cross-sample setting can be viewed as a very strong data augmentation because essentially all factors such as background, colors, viewing angle, actors, and scene setup may be different from state-video, while semantic action class remains the same. This setup enables the isolation of action semantics from irrelevant features of the scene and demands to focus on the relevant parts of the video, thereby helping connect actions and their effects effectively.

### 3.1. Dataset

We introduce a novel dataset to support our proposed Action Selection task. Each sample in our dataset consists of the “question”, and the corresponding a single correct answer and three incorrect answers.

**Dataset sources** The first challenge in creating our dataset was choosing appropriate large-scale video datasets containing numerous action classes involving significant state changes. For this we chose: 1) Something-Something version 2 (SSv2) dataset [10]; and 2) COIN dataset [38]. SSv2 encompasses a diverse range of actions — physical movements, object handling, transformations, and interactions. It contains actions related to the manipulation of physical objects, such as lifting, pushing, pouring, stacking, and more, as well as actions that involve altering the position and shape of objects. COIN dataset on the other hand primarily centers on the execution of specific tasks and procedures involved in assembling, installing, building, or manipulating various objects and materials. It often comprises step-by-step instructions for tasks like assembly, installation, cooking, and maintenance, with an emphasis on precise and ordered procedures, including actions like “installing,” “cutting,” “putting,” “removing,” and “filling”. Overall, using SSv2 and COIN helps us build a very diverse dataset.

**Selecting action classes.** Not all action classes from SSv2 and COIN involve significant state changes, and consequently, might be less suitable for CATE Action Selection task. For example, action class like “approaching something with camera” is less likely to involve intended state changes; and as such, should be discarded. To mitigate, we manually filter usable action classes from these base datasets. To determine if an action class is usable, we first take into consideration the name of action class. We further inspect randomly sampled video from the action classes to verify if the action class contains significant intended state changes. Based on these two evaluations, we decide if the action class is usable. Overall, a combined 204 action classes are found to be usable. We further ensure that there is no overlap between action classes to avoid confusing the models.

**Temporal annotations for states and actions.** To effectively capture states and actions, we utilize the first and last 10% of all video frames as the initial and final states, respectively. The middle 80% represents the driving action, allowing flexibility for varying video lengths using percentages rather than fixed frame counts. Given potential noise in crowd-sourced datasets like SSv2, where clips may include

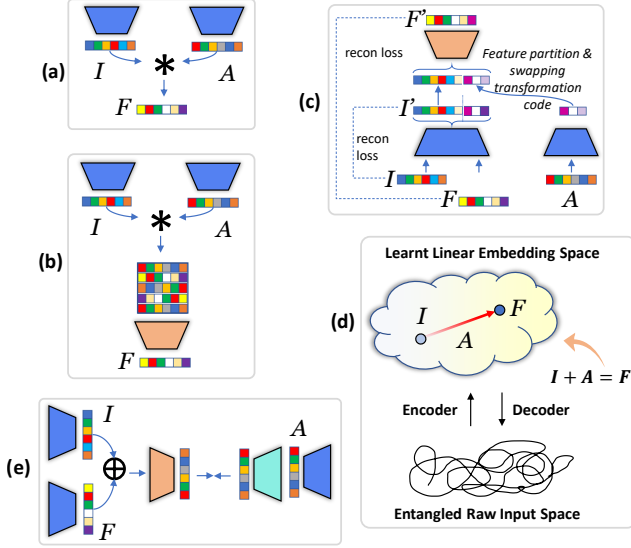


Figure 2. **Models.** Please zoom in for a better view.

irrelevant or shaky footage, we address this by detecting objects and hands. We retain video footage only after hands or relevant objects are detected and stop retention when they are not detected. This approach enhances dataset quality, as illustrated in supplementary.

**Constructing quadruplets.** We follow the cross-sample setting as mentioned in section 3 to construct quadruplets of question, correct answer, and incorrect answer options.

**Causal-Confusion Hard Counterfactuals.** Incorrect action options can be created by simply choosing drawing them from altogether a different action category than the category of the correct action option. While this strategy suffices the requirement, we hypothesize that harder to distinguish incorrect options can be generated. Towards this end, we introduce the Causal-Confusion hard counterfactual/incorrect action option generation strategy. For this we take the correct action option and apply one of the following transformation: 1) temporal-reversal—temporally reverse the action clip; 2) static—repeat the first action frame, which causally means that no real action is carried out; 3) flipping the video horizontally—actions moving something left to right will have completely opposite meaning. Note that with this strategy, samples can be generated that look identical to the correct action class, but differ in terms of causal factors. As such, this strategy encourages the video understanding model to focus on causal factors, while learning to be invariant to irrelevant factors such as background and appearance.

## 3.2. Baseline models

As the proposed task is new, and there are no established methods or benchmarks available for tackling this specific task, we design and explore a wide variety of baseline methods. For simplicity, only the best-performing methods are presented here, remaining methods are included in supplementary material.

### Preliminaries.

- *Action & State Representations.* Actions are represented as video clips, while states by very short clips. Unless specified otherwise, we use a pre-trained backbone model from a large-scale action recognition dataset to extract features for actions and states. Subsequently, various modules mentioned in the following are trained on these features.
- *Similarity vs Counterfactual reasoning.* All of our methods involve feature matching in some form during training. Matching could be done just based on the similarity with the correct output or done via counterfactual reasoning by using similarity along with contrasting with incorrect outputs. In our experiments, we found counterfactual reasoning to work significantly better than similarity-based reasoning. Thus, unless mentioned otherwise, assume that counterfactual reasoning is employed

**Naive matching.** As a simple baseline, in naive matching the average of the initial and final state features are matched with the action features using cosine similarity. The action answer with the highest similarity score is selected as the correct answer. This model involves no training, pretrained action recognition model is used as the state and action feature extractor.

**Treating actions as transformations.** Actions can be viewed as transformations [42] which when applied to the initial state yields the final state. While the original approach uses fixed transformations [42], our adaptation facilitates conditional transformations computed on the fly. We develop a model in which a transformation vector is computed from an action clip ( $I$ ) using a dense network. This transformation vector or matrix ( $A$ ) when multiplied with the initial state vector yields the final state vector  $F$  (Figure 2(a)). During training, we use contrastive learning [4], where the cosine similarities between the predicted and wrong action options are minimized while the similarity between predicted and correct action options is maximized. During inference, the action that produces the highest similarity with the final state feature is selected as the correct answer. We term these models as Actions as transformations (AT).



**Modeling rich interactions between initial state & action (MoRISA).** Here a bilinear model [23] is leveraged to capture rich interactions between the initial state and the action to generate the final state in feature space. Essentially, initial state ( $I$ ) and action representations ( $A$ ) are fed into a bilinear model, which outputs a final state representation ( $F$ ) (Figure 2(b)). The parameters of the model are trained using contrastive learning as before and the inference is done similarly to AT model above.

**Learning linear embedding State-Action space.** In this framework, actions and initial states undergo transformation into a linear embedding state-action representation space through a Transformer encoder. The hypothesis suggests that within this linear, disentangled space, *adding* an action vector to the initial state representation enables a transition to the final state in the representation space, as depicted in Figure 2(d). The Transformer encoder processes a sequence of initial state and action representation vectors, and the resulting output is decoded by a linear decoder to produce the final state feature vector. During training, all model parameters are optimized end-to-end with the objective of aligning the resultant final state representation with the ground truth final state representation. Optimization and inference process remains same as AT model. We call this model AEXformer.

**Explicitly Disentangling State-Transformation.** To explicitly isolate a  $n$ -dimensional “transformation “code”, we pass the initial and final states (each represented by  $m$ -dimensional features) through an encoder, which outputs a  $(m + n)$ -dimensional vector (Figure 2(c)). We enforce the condition that the first  $m$  elements of this vector represent the initial state and the remaining  $n$  elements represent the transformation “code”. Now, using another encoder, we distill a  $n$ -dimensional transformation code from an action option. We swap the transformation code obtained using states with that obtained from the action option. A decoder then reconstructs the final state from the extracted initial state and swaps the transformation code. All encoders and decoders are trained by enforcing that the extracted initial state be similar to the ground truth initial state and the reconstructed final state be similar to the ground truth final state in case the transformation code was coming from the correct action option (minimize the similarity if the transformation code was from incorrect action option). This approach is inspired from [31]. However, while their approach disentangles human pose and appearance, our approach extends it to disentangle state-transformation for linking actions and their effects.

**Analogical Reasoning.** This framework consists of a state change computer (SCC) head, and an action encoder

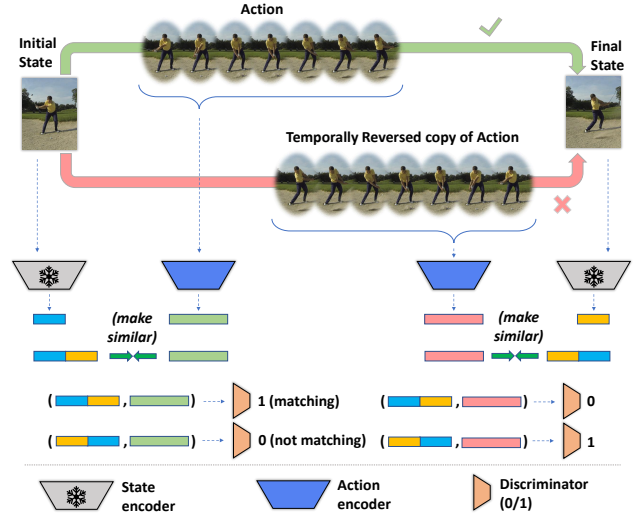


Figure 3. **Self-supervised pretext task based on connecting actions and effects.** Please zoom-in to view better. Applying action can bring the scene from its initial state to the final state, while applying temporally reversed version of it cannot. State-encoders are frozen; state-encoders and discriminator can be discarded after training—only the action encoders are retained for further usage.

head (Figure 2(e)). SCC head takes in the scene information abstracted by backbone from initial and final states; and analyzes the two sets of features and computes the state-change occurring between the two states. To do this, SCC head concatenates the two set of features and processes them through a multi-layer perceptron, yielding a compact feature vector representing the state change. Operations like addition and subtraction can be alternatives to our deep state-change computer. However, we hypothesize that such operations are more likely to work where camera motion is absent or minimal. In the presence of camera motion, the natural pixel-to-pixel correspondence no longer holds, and such hard-coded operations would underperform, while more flexible solutions like our deep SCC would be better able to handle such noisy cases. The Action encoder extracts information from action clip. During training, we bring close together the state change and the correct action representations, while pushing apart state change and incorrect action representations. We found alternating between optimizing state and action heads to improve the performance. We hypothesize that this process can be viewed as the SCC learning to imagine action from states and framework making an analogy between imagined action and actual action options. Thus, we term this model as analogical reasoning model.

#### 4. Task Formulation-II: Self-Supervised Action Selection

The concept of connecting actions and their effects is closely related to the idea of the sensorimotor loop and the reciprocal relationship between vision and movement/action in human development [7, 8]. This reciprocal relationship involves learning via self-supervision. Similarly, we hypothesize that useful action representations can be learnt by deep video understanding models via learning to visually connect actions and their effects in a self-supervised way from unlabeled videos.

**Objective.** Given an unlabeled video of some human action, first and last frames are chosen to be representatives of initial and the final states of a scene. The remaining middle portion of the video is considered as the action(-clip). Now, we design a self-supervised task based on the observation that while applying action to the initial state would result in the final state; applying temporally-reversed version of the same action to the initial state would not result in the given final state. Concept along with implementation framework is shown in Figure 3. Note that the framework is a slightly modified version of Analogical Reasoning model from § 3 and explained further below.

**Framework.** First, let us introduce two *ordered* paired representations: 1) forward state-change: {initial state representation, final state representation}—order-preserving concatenation of the state representations; 2) backward state-change: {final state representation, initial state representation}. In order to avoid feature collapse, state representations are extracted using a SSL-pretrained feature extractor [49]. Note that, using SSL-pretrained feature extractor for downstream SSL methods is an accepted common practice as done in, *e.g.*, [12, 37, 45]. During training the action network is tasked with making forward-action representation as similar to the forward state-change, and backward-action representation similar to the backward state-change. Once the action model is trained, it is used for downstream task such as action recognition. Discriminator is discarded after training.

#### 5. Task Formulation-III: Self-Supervised Action Specification

**Objective.** Action Specification aims to achieve a more nuanced understanding by focusing on discerning subtle effects in close proximity and determining the “distance” of an effect-frame from the action applied to an initial state. This task is formulated based on the observation that, when a short action is applied to an initial state, the frame immediately following the completion of the short action represents

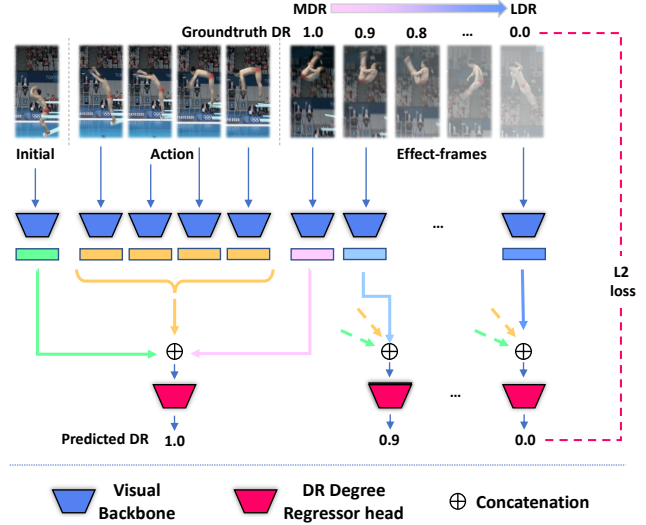


Figure 4. **Self-supervised action specification.** *Zoom-in to view better.* MDR: more directly related effect; LDR: less directly related effect. Degree of how directly related an effect is given on a scale of 1.0-0.0 written above effects. Farther the effect-frame from the action, lesser directly related it is to the action. Here we have shown cropped video frames to focus on the diver—in practice, we use the entire frame, and the network learns to focus on the diver through Action Specification-based self-supervision.

the most direct effect. As the video progresses, subsequent frames gradually exhibit a diminishing connection to the effect of the initial short action. Note that, the distance of an effect frame being a measurable and observable aspect, is used as a proxy to reflect the strength of the connection that effect-frame to the action.

During training, the network learns to determine the “distance” (or equivalently, degree of relatedness, DR) of effect-frames from actions. Specifically, each training sample consists of an initial state, a short action clip, and a set of  $K$  temporally ordered frames following the action, which form effect-frames. Each of the  $K$  effect-frames are assigned a *proxy groundtruth* label which indicates the distance of an effect-frame from the end of the action clip. Specifically, in a series of  $K$  temporally-ordered frames,  $k$ -th frame is assigned a value of  $1 - k/(K - 1)$ , where  $k$  ranges from 0 to  $K - 1$ . This way, the closest or the most directly-related frame is assigned a proxy-label of 1, while the farthest effect-frame is assigned a proxy-label of 0. The task for the network is to predict these proxy-labels as accurately as possible. Framework is shown in Figure 4. Network parameters are optimized through a regression loss (L2) function. Note that groundtruth labels (1 : 1/K : 0) are artificially generated and are arbitrary—any other scale can be used as long as it can express how far is an effect-frame from action clip. We use unlabeled videos and artificially generated groundtruth to learn representations using

Model	Performance
Random	24.39
Naive	47.39
Actions as transformations	47.33
MoRISA	52.82
AEXformer	54.65
Explicit Disentangler	52.25
Analogical Reasoning	<b>55.20</b>
Humans	81.33

Table 1. **Performance of various approaches at Action Selection task.**

this self-supervised pretraining task.

In the process of solving this task, we hypothesize that the model learns to focus on intricate details, such as identifying the specific maneuvers executed by the athlete and understanding the consequent sequence of poses. Additionally, it learns to discern how the athlete’s position evolves as a direct outcome of these maneuvers. These details have an overlap with the elements of interest in the task of action quality assessment (AQA). Therefore, we hypothesize that representations learnt in solving our SSL CATE Action Specification should help with downstream task of AQA. To validate this, the self-supervised model is tested on action quality score prediction task, where the model scores how well an action was performed. A brief introduction to AQA task and implementation details are provided in the supplementary materials.

## 6. Experiments

In this section, we conduct the following experiments:

- Benchmarking on Action Selection task
- Probing into where the models need to look or pay attention in order to solve Action Selection task
- Leveraging Action Selection task for improving on action anticipation task
- Self-supervised representation learning by learning to connect actions and effects
- Self-supervised action specification
- Pose-encoding representations from solving self-supervised action specification

### 6.1. Cross Sample Action Selection

**Implementation details.** All the models are implemented using PyTorch [32], and optimized using ADAM optimizer [21] with a learning rate of  $1e-4$ . We train all the models using CATE train set, and select the best performing iteration based on the validation set. The performance of the best model is then verified on the test set. Noting the state-of-the-art performance of Video Swin model [25] on various video understanding tasks, we use a Kinetics pretrained ver-

sion of it as the backbone feature extractor. Note that CATE task and methods are not limited to video swin model, and future work may use other models.

**Answer evaluation.** For the model’s answer to be considered correct it has to, from the given options select only one option that matches the ground truth based on the highest similarity. In the scenario where all options return equal similarities, it is deemed to have failed to answer correctly. We use accuracy to evaluate the performance metric.

In this experiment, we measure the performance of various baseline approaches on the CATE task using the full CATE dataset. The results are summarized in Table 1. The Naive approach performs much better than random weights/chance accuracy. The approach treating actions as a transformation (AT) performs on par with the naive model. However, transformation-based approaches could be made more effective by simplifying the learning process and utilizing element-wise learnable weights for the interactions between the initial state and action vectors (MoRISA). We observe further improvements by learning a linear space for state-action interactions (AEXformer). Although it is a simple approach, it is found to be effective for connecting actions and effects. Learning to explicitly tease out or disentangle the ‘transformation’ from actions and states works better than naive and AT approaches; however, it performs slightly inferior to AEXformer. While both approaches can achieve disentanglement in some form, empirically we observe that implicitly disentangling in the process of learning a linear space might be a better alternative than explicit disentanglement via feature partition and swapping. The Analogical Reasoning model performed the best. However, it is worth noting that training it is a bit more complicated than other models, as we had to resort to alternating between optimizing state change encoders and action encoders. Nonetheless, we observed that it achieves peak performance faster than other models. AEXformer and Explicit Disentangler take the longest to achieve peak performance.

**Human baseline.** To put the performance of our baseline models into perspective, we conduct a study to assess human performance. We prepare a smaller subset of 100 questions and observe the performance of three undergraduate students on it. The average human performance is then compared with our model’s performance on this subset—see Table 1. We observe that humans performed significantly better than all of our baseline models on this seemingly easy task of connecting actions and effects.




Figure 5. **Probing where the model pays attention when connecting action and its effects.** (a) Action is ‘putting something close to something’. (b) Where our model attends vs where action recognition model attends. Our model focuses on state changes and driving action and effects; notice the avocado and coin being tracked. Action recognition without reasoning module seems to be doing simple matching based on texture. *Please zoom in to view better.*

Model	Performance
Zatsarynna <i>et al.</i> [48]	13.39
Zatsarynna <i>et al.</i> [48] w Goal Consistency	13.93
Ours	18.80
Ours w generated effect	<b>19.02</b>

Table 2. **Utility of generating effect in action anticipation task on COIN dataset.**

**Qualitative results.** We have visualized where our models “look” or focus when solving our visual action-effect task in Figure 5.

**Action Anticipation.** We explore the utility of effect generation in action anticipation. Following the literature [48], we conduct an action anticipation experiment on the COIN dataset. The task is to predict the next action one second into the future. Drawing inspiration from [14], we hypothesize that being able to generate unseen futures can aid by providing missing information. Thus, we generate this missing information using our AEXformer, which is already trained on our CATE Action Selection dataset and then frozen. At this stage, we simply use it as a “future feature extractor.” We then integrate this future feature with the current action feature and learn a simple decoder to predict the next action one second into the future. We also consider a case where we do not leverage the future feature. Frameworks for both approaches are shown in Figure 6. The top-5 mean recall results are presented in Table 2. It is evident that the future feature does help with the action anticipation task as well.

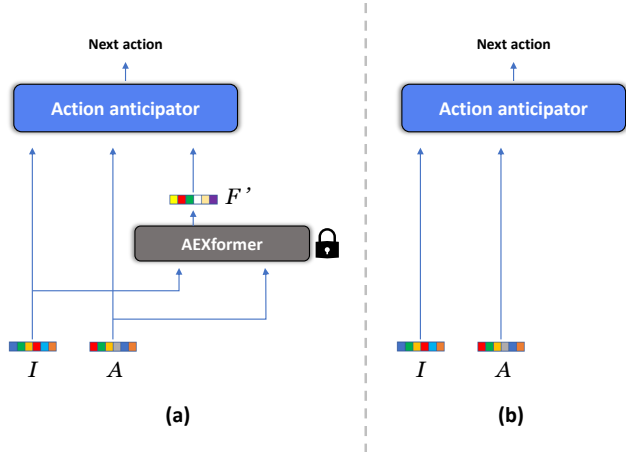


Figure 6. **Action anticipation framework.** (a) action anticipation model uses the “future feature” generated by our AEXformer; (b) model does not use the future feature.




Figure 7. **Nearest Neighbor retrieval qualitative results. Visualized Top-3 retrievals on UCF101.**

## 6.2. Leveraging CATE task to learn visual representations from unlabeled videos.

After pretraining with the self-supervised action selection task (section 4) on the UCF101 [35] train set without using any labels, we freeze the backbone (C3D architecture [39]). No fine-tuning is performed. The frozen backbone is then used as a feature extractor. Following a standard practice in the literature [16, 40], we conduct a nearest neighbor retrieval experiment. Quantitative results for the nearest neighbor retrieval experiment are presented in Table 3. Our CATE model is compared with other state-of-the-art SSL video representation learning approaches. We observe that SSL-CATE performs the best overall in terms of Top-1 accuracy, ranking second best in the remaining metrics, only outperformed by STS. These results highlight the significance of CATE in effectively supporting the learning of general action representations. We further probe into what the model might be learning by retrieving videos similar to the randomly chosen query videos. Results are presented in Figure 7. We observe that the retrieved results are mostly from the correct action class, suggesting that CATE encourages the model to learn the tracking of important human body parts and objects. Upon further investigation of some



Model	Top-1	Top-5	Top-10	Top-20	Top-50
VCOP [46]	12.5	29.0	39.0	50.6	66.9
VCP [26]	17.3	31.5	42.0	52.6	67.7
MemDPC [11]	20.2	40.4	52.4	64.7	-
VideoPace [40]	20.0	37.4	46.9	58.5	73.1
SpeedNet [2]	13.0	28.1	37.5	49.5	65.0
PRP [47]	22.8	38.5	46.7	55.2	69.1
Temp.Tran. [16]	26.1	48.5	59.1	69.6	82.8
TCGL [24]	22.4	41.3	51.0	61.4	75.0
STS [41]	<u>39.1</u>	<b>59.2</b>	<b>68.8</b>	<b>77.6</b>	<b>86.4</b>
Ours SSL-CATE	<b>41.5</b>	<u>56.2</u>	<u>64.7</u>	<u>73.5</u>	<u>83.7</u>

Table 3. Nearest Neighbor retrieval quantitative results on UCF101. Best performing method is bold-faced, and the second best method is underlined.

Model	Performance
SSL Action Alignment [34]	77.00
SSL Motion Disentangler [31]	77.63
Ours SSL CATE Action Specification	<b>79.36</b>

Table 4. Performance evaluation on action quality assessment task on MTL-AQA dataset.

cases where the retrieval is from the incorrect action class, we found that motion patterns in the retrieved videos can potentially result in the same state change as the action in the query videos. For example, in archery and playing cello, pulling the arrow in archery and moving the bow/stick on the cello involve similar hand movements from humans. We further compare the results with a fully-supervised model. Qualitatively, we found that the CATE-pretrained retrieved results are on par with a model trained with full action class label supervision.

### 6.3. SSL Action Specification

In this case, we train using self-supervision grounded in connecting actions and their effects, as presented in [section 5](#). Following the literature [31, 34], we carry out SSL training on the training set of the MTL-AQA dataset [30]. After SSL training, we do not perform any fine-tuning; we simply use the backbone as a feature extractor. Features are extracted from 16 uniformly sampled frames, and then a linear regressor is applied on top of them. We compare SSL CATE-action specification with other self-supervised models, and the results are shown in [Table 4](#). We observe that SSL-CATE action specification self-supervision outperforms other state-of-the-art methods, indicating that CATE-Action Specification does help in learning features suitable for fine-grained action analysis tasks such as action quality assessment.




Figure 8. Pose retrieval results. Top-3 retrievals containing diver using our model vs [44]. In this experiment, what we are looking for is if the retrieved results have the athlete in similar pose and orientation as the query pose (left most column). For explanation, we have drawn red bounding box around wrong retrievals. As highlighted with white-colored annotations in zoomed in view, in the **wrong retrieval** the athlete is in somersault tuck pose, while the query has the athlete in pike position. In the **correct retrieval** as done by our SSL-CATE-Action Specification, the retrieval results have the athlete in the pike position.

### SSL-CATE action specification trained representations learn to encode human pose.

In this experiment, we further probe into what the SSL-CATE Action Specification network might be paying attention to. Using the trained model from the above experiment, features are extracted from diving video clip frames. Then, we carried out a pose retrieval experiment—given a frame containing a diver in a certain pose (query pose), the objective is to retrieve divers in a similar pose as the query pose. We further compare retrieval done using SSL-CATE trained representations against an off-the-shelf dedicated pose estimation model [44]. We find that CATE representations are better able to retrieve poses than a dedicated pose estimation model ([Figure 8](#)). We hypothesize that this might be because the off-the-shelf pose estimator might not be able to handle motion blurring and divers in convoluted poses, while CATE-based self-supervision allows learning pose-sensitive robust representations directly from challenging videos.

## 7. Conclusion

In this work, we address the underexplored area of visually connecting actions and their effects in video understanding. By introducing tasks like action selection and action specification, we shed light on the challenges and opportunities in understanding causal mechanisms for machines. Despite efforts to enhance state-of-the-art models, a significant performance gap between human and machine capabilities persists in this task. The study lays a solid foundation for future research, emphasizing the flexibility and versatility of connecting actions and effects. We hope that these insights will inspire the development of advanced formulations and mod-

els, paving the way for improved performance and broader applications in the field of video understanding.

**Acknowledgements.** This research/project is supported by the National Research Foundation, Singapore, under its NRF Fellowship (Award# NRF-NRFF14-2022-0001).

## References

- [1] Yang Bai, Desen Zhou, Songyang Zhang, Jian Wang, Errui Ding, Yu Guan, Yang Long, and Jingdong Wang. Action quality assessment with temporal parsing transformer. In *European Conference on Computer Vision*, pages 422–438. Springer, 2022. 2
- [2] Sagie Benaim, Ariel Ephrat, Oran Lang, Inbar Mosseri, William T Freeman, Michael Rubinstein, Michal Irani, and Tali Dekel. Speednet: Learning the speediness in videos. In *Proceedings of the IEEE/CVF Conference on Computer Vision and Pattern Recognition*, pages 9922–9931, 2020. 9
- [3] Joao Carreira and Andrew Zisserman. Quo vadis, action recognition? a new model and the kinetics dataset. In *proceedings of the IEEE Conference on Computer Vision and Pattern Recognition*, pages 6299–6308, 2017. 2
- [4] Ting Chen, Simon Kornblith, Mohammad Norouzi, and Geoffrey Hinton. A simple framework for contrastive learning of visual representations. In *International conference on machine learning*, pages 1597–1607. PMLR, 2020. 4
- [5] Guodong Ding, Fadime Sener, and Angela Yao. Temporal action segmentation: An analysis of modern techniques. *IEEE Transactions on Pattern Analysis and Machine Intelligence*, 2023. 2
- [6] Reza Ghoddoosian, Saif Sayed, and Vassilis Athitsos. Hierarchical modeling for task recognition and action segmentation in weakly-labeled instructional videos. In *Proceedings of the IEEE/CVF Winter Conference on Applications of Computer Vision*, pages 1922–1932, 2022. 2
- [7] Eleanor Jack Gibson and Anne D Pick. An ecological approach to perceptual learning and development. 2000. 6
- [8] James J Gibson. The ecological approach to visual perception: Classic edition. 2014. 6
- [9] Rohit Girdhar and Deva Ramanan. Cater: A diagnostic dataset for compositional actions and temporal reasoning. *arXiv preprint arXiv:1910.04744*, 2019. 2
- [10] Raghav Goyal, Samira Ebrahimi Kahou, Vincent Michalski, Joanna Materzynska, Susanne Westphal, Heuna Kim, Valentin Haenel, Ingo Fruend, Peter Yianilos, Moritz Mueller-Freitag, et al. The” something something” video database for learning and evaluating visual common sense. In *Proceedings of the IEEE international conference on computer vision*, pages 5842–5850, 2017. 2, 3
- [11] Tengda Han, Weidi Xie, and Andrew Zisserman. Memory-augmented dense predictive coding for video representation learning. In *European conference on computer vision*, pages 312–329. Springer, 2020. 9
- [12] Kaiming He, Haoqi Fan, Yuxin Wu, Saining Xie, and Ross Girshick. Momentum contrast for unsupervised visual representation learning. In *Proceedings of the IEEE/CVF conference on computer vision and pattern recognition*, pages 9729–9738, 2020. 6
- [13] Jack Hessel, Jena D Hwang, Jae Sung Park, Rowan Zellers, Chandra Bhagavatula, Anna Rohrbach, Kate Saenko, and Yejin Choi. The abduction of sherlock holmes: A dataset for visual abductive reasoning. In *Computer Vision—ECCV 2022: 17th European Conference, Tel Aviv, Israel, October 23–27, 2022, Proceedings, Part XXXVI*, pages 558–575. Springer, 2022. 3
- [14] Judy Hoffman, Saurabh Gupta, and Trevor Darrell. Learning with side information through modality hallucination. In *Proceedings of the IEEE conference on computer vision and pattern recognition*, pages 826–834, 2016. 8
- [15] Xin Hong, Yanyan Lan, Liang Pang, Jiafeng Guo, and Xueqi Cheng. Transformation driven visual reasoning. In *Proceedings of the IEEE/CVF Conference on Computer Vision and Pattern Recognition*, pages 6903–6912, 2021. 2
- [16] Simon Jenni, Givi Meishvili, and Paolo Favaro. Video representation learning by recognizing temporal transformations. In *European Conference on Computer Vision*, pages 425–442. Springer, 2020. 8, 9
- [17] Harsh Jhamtani and Taylor Berg-Kirkpatrick. Learning to describe differences between pairs of similar images. *arXiv preprint arXiv:1808.10584*, 2018. 2
- [18] Justin Johnson, Bharath Hariharan, Laurens Van Der Maaten, Li Fei-Fei, C Lawrence Zitnick, and Ross Girshick. Clevr: A diagnostic dataset for compositional language and elementary visual reasoning. In *Proceedings of the IEEE conference on computer vision and pattern recognition*, pages 2901–2910, 2017. 2
- [19] Vicky Kalogeiton, Philippe Weinzaepfel, Vittorio Ferrari, and Cordelia Schmid. Action tubelet detector for spatio-temporal action localization. In *Proceedings of the IEEE International Conference on Computer Vision*, pages 4405–4413, 2017. 2
- [20] Hoeseong Kim, Jongseok Kim, Hyungseok Lee, Hyunsung Park, and Gunhee Kim. Agnostic change captioning with cycle consistency. In *Proceedings of the IEEE/CVF International Conference on Computer Vision*, pages 2095–2104, 2021. 2
- [21] Diederik P Kingma and Jimmy Ba. Adam: A method for stochastic optimization. *arXiv preprint arXiv:1412.6980*, 2014. 7
- [22] Chen Liang, Wenguan Wang, Tianfei Zhou, and Yi Yang. Visual abductive reasoning. In *Proceedings of the IEEE/CVF Conference on Computer Vision and Pattern Recognition (CVPR)*, pages 15565–15575, 2022. 3
- [23] Tsung-Yu Lin, Aruni RoyChowdhury, and Subhransu Maji. Bilinear cnn models for fine-grained visual recognition. In *Proceedings of the IEEE international conference on computer vision*, pages 1449–1457, 2015. 5
- [24] Yang Liu, Keze Wang, Lingbo Liu, Haoyuan Lan, and Liang Lin. Tcgl: Temporal contrastive graph for self-supervised video representation learning. *IEEE Transactions on Image Processing*, 31:1978–1993, 2022. 9
- [25] Ze Liu, Jia Ning, Yue Cao, Yixuan Wei, Zheng Zhang, Stephen Lin, and Han Hu. Video swin transformer. In *Pro-*

- ceedings of the IEEE/CVF conference on computer vision and pattern recognition, pages 3202–3211, 2022. 2, 7
- [26] Dezhao Luo, Chang Liu, Yu Zhou, Dongbao Yang, Can Ma, Qixiang Ye, and Weiping Wang. Video cloze procedure for self-supervised spatio-temporal learning. In *Proceedings of the AAAI conference on artificial intelligence*, pages 11701–11708, 2020. 9
- [27] Tushar Nagarajan and Kristen Grauman. Attributes as operators: factorizing unseen attribute-object compositions. In *Proceedings of the European Conference on Computer Vision (ECCV)*, pages 169–185, 2018. 2
- [28] Dong Huk Park, Trevor Darrell, and Anna Rohrbach. Robust change captioning. In *Proceedings of the IEEE/CVF International Conference on Computer Vision*, pages 4624–4633, 2019. 2
- [29] Paritosh Parmar and Brendan Morris. Action quality assessment across multiple actions. In *2019 IEEE winter conference on applications of computer vision (WACV)*, pages 1468–1476. IEEE, 2019. 2
- [30] Paritosh Parmar and Brendan Tran Morris. What and how well you performed? a multitask learning approach to action quality assessment. In *Proceedings of the IEEE/CVF Conference on Computer Vision and Pattern Recognition*, pages 304–313, 2019. 9
- [31] Paritosh Parmar, Amol Gharat, and Helge Rhodin. Domain knowledge-informed self-supervised representations for workout form assessment. In *European Conference on Computer Vision*, pages 105–123. Springer, 2022. 2, 5, 9
- [32] Adam Paszke, Sam Gross, Francisco Massa, Adam Lerer, James Bradbury, Gregory Chanan, Trevor Killeen, Zeming Lin, Natalia Gimelshein, Luca Antiga, Alban Desmaison, Andreas Kopf, Edward Yang, Zachary DeVito, Martin Raison, Alykhan Tejani, Sasank Chilamkurthy, Benoit Steiner, Lu Fang, Junjie Bai, and Soumith Chintala. Pytorch: An imperative style, high-performance deep learning library. In *Advances in Neural Information Processing Systems 32*, pages 8024–8035. Curran Associates, Inc., 2019. 7
- [33] Rahul Rahaman, Dipika Singhania, Alexandre Thiery, and Angela Yao. A generalized and robust framework for timestamp supervision in temporal action segmentation. In *European Conference on Computer Vision*, pages 279–296. Springer, 2022. 2
- [34] Konstantinos Roditakis, Alexandros Makris, and Antonis Argyros. Towards improved and interpretable action quality assessment with self-supervised alignment. In *The 14th PErvasive Technologies Related to Assistive Environments Conference*, pages 507–513, 2021. 9
- [35] Khurram Soomro, Amir Roshan Zamir, and Mubarak Shah. Ucf101: A dataset of 101 human actions classes from videos in the wild. *arXiv preprint arXiv:1212.0402*, 2012. 2, 8
- [36] Tomáš Souček, Jean-Baptiste Alayrac, Antoine Miech, Ivan Laptev, and Josef Sivic. Look for the change: Learning object states and state-modifying actions from untrimmed web videos. In *Proceedings of the IEEE/CVF Conference on Computer Vision and Pattern Recognition*, pages 13956–13966, 2022. 2
- [37] Chen Sun, Fabien Baradel, Kevin Murphy, and Cordelia Schmid. Learning video representations using contrastive bidirectional transformer. *arXiv preprint arXiv:1906.05743*, 2019. 6
- [38] Yansong Tang, Dajun Ding, Yongming Rao, Yu Zheng, Danyang Zhang, Lili Zhao, Jiwen Lu, and Jie Zhou. Coin: A large-scale dataset for comprehensive instructional video analysis. In *Proceedings of the IEEE/CVF Conference on Computer Vision and Pattern Recognition*, pages 1207–1216, 2019. 3
- [39] Du Tran, Lubomir Bourdev, Rob Fergus, Lorenzo Torresani, and Manohar Paluri. Learning spatiotemporal features with 3d convolutional networks. In *Proceedings of the IEEE international conference on computer vision*, pages 4489–4497, 2015. 2, 8
- [40] Jiangliu Wang, Jianbo Jiao, and Yun-Hui Liu. Self-supervised video representation learning by pace prediction. In *ECCV*, 2020. 8, 9
- [41] Jiangliu Wang, Jianbo Jiao, Linchao Bao, Shengfeng He, Wei Liu, and Yun-Hui Liu. Self-supervised video representation learning by uncovering spatio-temporal statistics. *IEEE Transactions on Pattern Analysis and Machine Intelligence*, 2021. 9
- [42] Xiaolong Wang, Ali Farhadi, and Abhinav Gupta. Actions~transformations. In *Proceedings of the IEEE conference on Computer Vision and Pattern Recognition*, pages 2658–2667, 2016. 2, 4
- [43] Bo Wu, Shoubin Yu, Zhenfang Chen, Joshua B Tenenbaum, and Chuang Gan. Star: A benchmark for situated reasoning in real-world videos. In *Thirty-fifth Conference on Neural Information Processing Systems Datasets and Benchmarks Track (Round 2)*, 2021. 3
- [44] Bin Xiao, Haiping Wu, and Yichen Wei. Simple baselines for human pose estimation and tracking. In *European Conference on Computer Vision (ECCV)*, 2018. 9
- [45] Fanyi Xiao, Haotian Liu, and Yong Jae Lee. Identity from here, pose from there: Self-supervised disentanglement and generation of objects using unlabeled videos. In *Proceedings of the IEEE/CVF International Conference on Computer Vision (ICCV)*, 2019. 6
- [46] Dejing Xu, Jun Xiao, Zhou Zhao, Jian Shao, Di Xie, and Yueting Zhuang. Self-supervised spatiotemporal learning via video clip order prediction. In *Computer Vision and Pattern Recognition (CVPR)*, 2019. 9
- [47] Yuan Yao, Chang Liu, Dezhao Luo, Yu Zhou, and Qixiang Ye. Video playback rate perception for self-supervised spatio-temporal representation learning. In *Proceedings of the IEEE/CVF conference on computer vision and pattern recognition*, pages 6548–6557, 2020. 2, 9
- [48] Olga Zatsarynna and Juergen Gall. Action anticipation with goal consistency. In *2023 IEEE International Conference on Image Processing (ICIP)*, pages 1630–1634. IEEE, 2023. 8
- [49] Jure Zbontar, Li Jing, Ishan Misra, Yann LeCun, and Stéphane Deny. Barlow twins: Self-supervised learning via redundancy reduction. *arXiv preprint arXiv:2103.03230*, 2021. 6