

# Boosting Few-Shot Semantic Segmentation Via Segment Anything Model

Chen-Bin Feng<sup>1</sup>, Qi Lai<sup>2</sup>, Kangdao Liu<sup>1</sup>, Houcheng Su<sup>1</sup>, Chi-Man Vong<sup>1</sup>

<sup>1</sup>University of Macau

<sup>2</sup>Shenzhen Institute of Advanced Technology, Chinese Academy of Science  
fengchenbinjacob@gmail.com


## Abstract

In semantic segmentation, accurate prediction masks are crucial for downstream tasks such as medical image analysis and image editing. Due to the lack of annotated data, few-shot semantic segmentation (FSS) performs poorly in predicting masks with precise contours. Recently, we have noticed that the large foundation model segment anything model (SAM) performs well in processing detailed features. Inspired by SAM, we propose FSS-SAM to boost FSS methods by addressing the issue of inaccurate contour. The FSS-SAM is training-free. It works as a post-processing tool for any FSS methods and can improve the accuracy of predicted masks. Specifically, we use predicted masks from FSS methods to generate prompts and then use SAM to predict new masks. To avoid predicting wrong masks with SAM, we propose a prediction result selection (PRS) algorithm. The algorithm can remarkably decrease wrong predictions. Experiment results on public datasets show that our method is superior to base FSS methods in both quantitative and qualitative aspects.

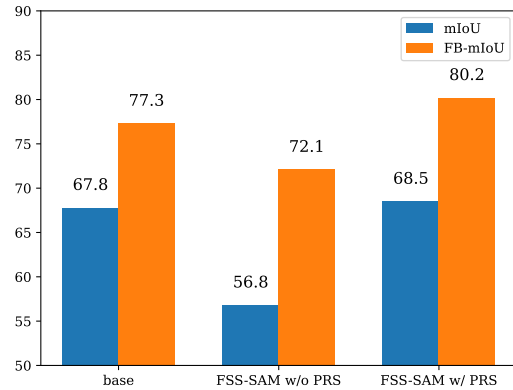
## 1 Introduction

Due to the high cost of manual annotation for semantic segmentation, few-shot semantic segmentation (FSS) [Shaban *et al.*, 2017; Dong and Xing, 2018] was proposed. It can segment novel classes in inference time with a few annotated images. The novel classes are unseen during training. It is very useful to segment rare classes with a few annotations in real-world applications. Therefore, FSS can be a supplement for original segmentation methods which are trained to segment common classes.

One of the problems of existing FSS methods is the predicted masks often do not have a clear contour as shown in Figure 1. This may be due to the limited number of novel class annotated images, which makes it hard for models to fully learn the detailed edge features of the class. This weakness limits the use of FSS methods in a lot of downstream applications such as medical image analysis [Chen *et al.*, 2018; Zhang *et al.*, 2023], image inpainting [Chu *et al.*, 2023;



**Figure 1:** The qualitative comparison of the segmentation mask (mark in white) and corresponding inpainting (IP) results by the base FSS method and our boosted FSS-SAM.



**Figure 2:** The quantitative comparisons of base FSS, FSS-SAM without PRS algorithm, and FSS-SAM with PRS algorithm in terms of mIoU and FB-mIoU on PASCAL-5<sup>i</sup>.

Ko and Kim, 2023], image composition [Chen *et al.*, 2023], etc.

Recently, a large vision model (LVM) segment anything model (SAM) [Kirillov *et al.*, 2023] has brought tremendous change to semantic segmentation. We consider that it has the potential to solve the problems in FSS. SAM uses 1 billion masks and 11 million images for training, making it have extraordinary zero-shot generalization power, especially in solving detailed features. Therefore, we plan to bridge SAM and FSS to make the predicted mask more accurate.

An intuitive way to bridge SAM and FSS is to re-implement SAM in the FSS paradigm and finetune on the FSS datasets. However, it will consume a lot of computing resources. Unlike re-implement and finetune, we propose a training-free method that can improve the performance of FSS methods efficiently. This method does not need any extra training process and can be easily plugged into any FSS method. Specifically, we use the prompt engineering ap-

proach of SAM to implement a post-processing framework for FSS. We take the output prediction masks of an FSS method to generate prompts. The prompts indicate the rough location of the objects. After that, we input the prompts and the input image to the SAM to get a more accurate new prediction mask. A comparison example can be found in Figure 1. The mask prediction result of our FSS-SAM is more accurate. The downstream inpainting result of our method is successful while the base FSS is unsuccessful. It demonstrates the importance of precise masks in downstream tasks.

Our method is useful for predicting more accurate masks. However, as shown in the bar chart of Figure 2, the overall prediction performance of the method is not very well. It is due to the complexity of the scenes for segmentation and the rough prompts that could produce wrong predictions. Therefore, we propose a prediction selection algorithm that can exclude most of the wrong predictions. The principle of this algorithm is to exclude new masks that differ significantly from the original masks. We can see from Figure 2 that this algorithm can significantly improve the overall performance and outperform the original FSS method in terms of mIoU and FB-mIoU. The major contributions of this paper can be concluded as follows:

- To the best of our knowledge, this is the first work to improve few-shot semantic segmentation in a training-agnostic manner using a large vision model (LVM).
- We propose FSS-SAM framework using prompt engineering and a selection algorithm that can exclude wrong predictions.
- We evaluate our model by plugging our framework into a state-of-the-art FSS method. The experimental results show that the method combined with our framework is superior to the original FSS method.

## 2 Related Works

### 2.1 Few-Shot Semantic Segmentation

Recent FSS methods focus on how to design more advanced model structures to fully utilize the support information to segment query images. There are roughly two types of FSS methods, prototype-based and pixel-based. The prototype-based models transform the features extracted from support images and support masks to some prototypes, then segment query images by matching the prototypes and the query feature maps with cosine similarity or concatenation. For the recent prototype-based methods, NTRENet [Liu *et al.*, 2022b] explicitly extracts background prototypes to eliminate wrong matching between support background features and query features. DPCN [Liu *et al.*, 2022a] uses dynamic convolutional kernels to extract rich support foreground features as prototypes. For pixel-based methods, support and query matching are in a pixel-to-pixel manner. For the recent works, HSNet uses the 4D convolution to do dense feature matching. SCCAN [Xu *et al.*, 2023] uses self-calibrated cross-attention and moving window attention to do feature matching. However, these methods pay more attention to the similarity between support features and query features and they do not

fully utilize the context information of query images themselves. Therefore, FSS-SAM can help make up for this deficiency.

### 2.2 Prompt-Based Large Vision Model

With the development of large language models (LLM), prompt engineering has become a popular research topic. Prompt engineering can connect pretrained large models and downstream tasks. This enables us to have the potential to use large-scale models to develop more applications. This characteristic is also applicable in the field of large vision models. As an LVM model for segmentation, SAM [Kirillov *et al.*, 2023] has two work modes: automatic and prompt. The automatic mode segments images without other input. We focus on prompt mode. Recent prompt-based applications of SAM include medical image analysis [Wu *et al.*, 2023; Zhou *et al.*, 2023], video object tracking [Yang *et al.*, 2023; Cheng *et al.*, 2023], image editing [Yu *et al.*, 2023; Chen *et al.*, 2023], and so on. MSA [Wu *et al.*, 2023] uses an adaptor to fine-tune SAM, aiming to transfer domain knowledge of medical image segmentation to SAM. SAM-Track [Cheng *et al.*, 2023; Yu *et al.*, 2023] is a unified video segmentation and tracking framework. It provides two modes: iterative and automatic. Iterative mode enables users to choose objects in multimodal ways. Automatic mode tracks new objects in the subsequent frames. Anydoor [Chen *et al.*, 2023] uses SAM as an object segmentation tool for the subsequent image foreground-background composition task. Few-shot semantic segmentation is also a potential downstream task that is suitable for prompt-based large vision models, which is a motivation for our work.

## 3 Problem Definition

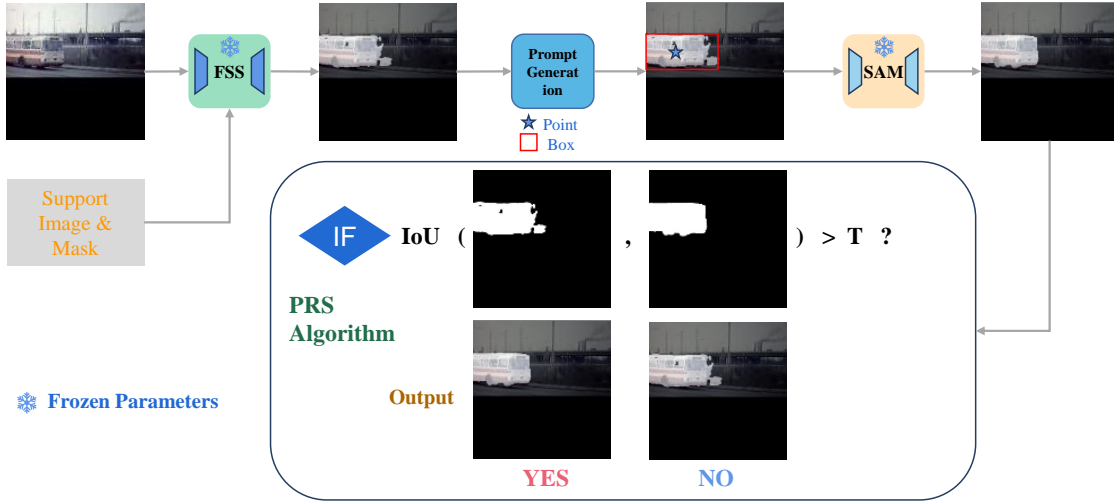
For a typical meta-learning paradigm of the few-shot semantic segmentation task, each episode includes a query image set  $Q = \{I^q, M^q\}$  and a support image set  $S = \{I_k^S, M_k^S\}_{k=1}^K$ . The episodes are randomly sampled in the base image set. The  $I^q$  and  $M^q$  stand for the query images and query masks. The  $I^S$  and  $M^S$  stand for the support images and support masks.  $K$  means the number of support images and masks we use to predict a mask for a query image. During inference, the  $I^q$ ,  $I^S$ , and  $M^S$  are given. The  $M^q$  is the prediction target. The ground truth of the query is  $GT^q$ .

Our FSS-SAM is an inference-time post-processing method for ordinary FSS methods. Our input is  $Q = \{I^q, M_{FSS}^q\}$ , where  $I^q$  is the query image and  $M_{FSS}^q$  is the mask predicted by an arbitrary pretrained FSS method. We use  $Q$  to predict  $Q' = \{M_{SAM}^q\}$ , where  $M_{SAM}^q$  is the new predicted mask boosted by SAM.


## 4 Method

### 4.1 Framework

The framework is illustrated in Figure 3. The framework is in inference mode. We have a query image  $I^q$ , support image  $I^s$ , and support mask  $M^s$ . Firstly, we use a pretrained FSS method to predict a coarse mask  $M_{FSS}^q$ . Then we use  $M_{FSS}^q$  to generate point and box prompts. The input of SAM is the



**Figure 3:** Framework of our FSS-SAM. The FSS model and SAM are all frozen, the parameters are all fixed. In the PRS algorithm, IoU means intersection over union, and T denotes the threshold. The YES and NO indicate whether the condition is met.



**Figure 4:** The illustration of different prompts.

prompts together with query image  $I^q$ . Finally, we process inference on pretrained SAM to get the fine mask  $M_{SAM}^q$ . After we get prediction results from SAM. We propose a select algorithm named the PRS algorithm. The PRS algorithm can choose better predictions. We illustrate the algorithm in section 4.3.

## 4.2 Prompt Generation

SAM receives images and prompts as input.

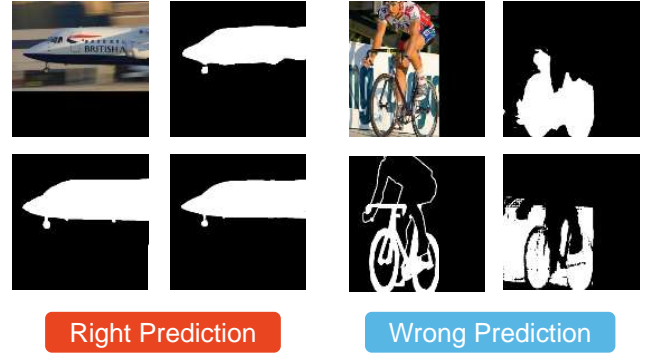
$$M_{SAM}^q = SAM(I^q, Prompts) \quad (1)$$

We need to design suitable prompts to provide SAM with the location of the target objects. SAM receives two kinds of prompts, box and point. So we generate the box and point from the  $M_{FSS}^q$ . We design ways to get these prompts as illustrated in Figure 4.

**Point** The point we use is the centroid point of the foreground in the  $M_{FSS}^q$ . We use the moment theory [Mukundan and Ramakrishnan, 1998] for calculation. The implementation is based on the OpenCV library [Bradski, 2000].

**Box** The box we use is the largest surrounded box of the foreground area of the  $M_{FSS}^q$ . The calculation method is as follows:

$$\begin{aligned} x_1 &= \min(F), y_1 = \min(F) \\ x_2 &= \max(F), y_2 = \max(F) \end{aligned} \quad (2)$$



**Figure 5:** The right and wrong prediction by FSS-SAM. For each sub-figures, The top left is  $I^q$ , top right is  $M_{FSS}^q$ , bottom left is  $GT^q$ , bottom right is  $M_{SAM}^q$ .

where F is the foreground of the  $M_{FSS}^q$ ,  $\min$  and  $\max$  is the minimal and maximal value of the foreground,  $(x_1, y_1)$  and  $(x_2, y_2)$  are the vertex coordinates of the box.

## 4.3 PRS Algorithm

### Motivations

Due to the complexity of image content, especially for some images with multiple objects, not all the boosted FSS-SAM results are right. Illustrations of right and wrong examples are shown in Figure 5. The wrong prediction is caused by multiple objects in the scene. The wrong prediction will decrease model performance. To prevent performance from decreasing, we analyze our results. The performance of our method is related to two factors: the performance of the base FSS method, and the performance of our FSS-SAM method. Concretely, there are three situations. (1) FSS predicts right, and SAM predicts right. The prediction performance of  $M_{SAM}^q$  is better than  $M_{FSS}^q$  in this situation. (2) FSS predicts right, and SAM predicts wrong. At this time,  $M_{SAM}^q$  is worse than  $M_{FSS}^q$ . This is the situation that we want to reduce. (3) FSS

predicts wrong. The FSS predicts the wrong locations of the target object. At this time, regardless of whether FSS-SAM predicts the correct object or not, the overall predictive performance cannot be predicted. So, there is no practical value. Based on the three situations, we aim to improve overall performance by decreasing the situation (2).

### Algorithm

We propose a strategy to reduce the situation (2). Specifically, we want to select better predicting results between  $M_{FSS}^q$  and  $M_{SAM}^q$ . In other words, we want to exclude wrong predictions by SAM. To achieve this goal, we need a judging criterion that helps us to choose  $M_{FSS}^q$  or  $M_{SAM}^q$  as the final prediction. In order to formulate the judging criteria, we make an assumption:

**Assumption 1.**  $M_{FSS}^q$  is a coarse mask that gives the right location of the target objects.

Based on Assumption 1, the prompt generated by  $M_{FSS}^q$  provides the correct location to SAM, and we can get a valid SAM-boosted mask. When the Assumption 1 holds, our method helps to improve performance. For exceptions to this assumption,  $M_{FSS}^q$  gives the wrong location. We input prompts at the wrong locations to SAM so that the SAM-boosted masks are wrong either. At this time, neither choosing  $M_{FSS}^q$  nor  $M_{SAM}^q$  can increase overall performance. So we ignore these cases.

Based on experimental experience, we find that when a  $M_{SAM}^q$  shares a large number of pixels with the corresponding  $M_{FSS}^q$ , it is likely to be a right prediction and vice versa. Figure 5 is an example. So we introduce Condition 1: The intersection over union (IoU) of  $M_{SAM}^q$  and  $M_{FSS}^q$  is greater than a predefined threshold. At this time, we have an empirical theorem:

**Theorem 1.** When the Condition 1 meets, the  $M_{SAM}^q$  is a right prediction.

Furthermore, we have another empirical theorem that comes from the experiment results:

**Theorem 2.** When the  $M_{SAM}^q$  is a right prediction, it is more accurate than the corresponding  $M_{FSS}^q$ .

Therefore, we can choose  $M_{SAM}^q$  instead of  $M_{FSS}^q$  when the Condition 1 is met. Based on the above analysis, we propose a prediction results selection algorithm, abbreviated as PRS algorithm. The algorithm can perform batch processing and output the final prediction results. The detailed algorithm is illustrated in Algorithm 1.

### Performance Analysis

When it comes to evaluation metrics, we discuss individual data and batch data separately. For individual data, it can be classified into three situations.

- PRS algorithm choose  $M_{SAM}^q$  instead of  $M_{FSS}^q$  and the segmentation accuracy increase.
- PRS algorithm choose  $M_{SAM}^q$  instead of  $M_{FSS}^q$  and the segmentation accuracy decrease.
- PRS algorithm choose  $M_{FSS}^q$  instead of  $M_{SAM}^q$ . The performance of this method is the same as that of the basic FSS method.

---

### Algorithm 1 Prediction Results Selection

---

**Input:** Initial dataset  $D_{FSS}, D_{SAM}$  containing FSS generated masks  $M_{FSS}^q$  and SAM-boosted masks  $M_{SAM}^q$ . We denote the  $i^{th}$  corresponding  $M_{FSS}^q$  and  $M_{SAM}^q$  as  $FSS_i$  and  $SAM_i$ .

**Parameter:** Threshold  $T$

**Output:** Final dataset  $D_{FSS-SAM}$

```

1: while  $FSS_i, SAM_i$  in  $D_{FSS}, D_{SAM}$  do
2:   Calculate intersection of  $FSS_i$  and  $SAM_i$ .
3:   Calculate union of  $FSS_i$  and  $SAM_i$ .
4:   Calculate the intersection over union (IoU).
5:   if  $IoU > T$  then
6:     Append  $SAM_i$  to final dataset  $D_{FSS-SAM}$ .
7:   else
8:     Append  $FSS_i$  to final dataset  $D_{FSS-SAM}$ .
9:   end if
10: end while
11: return  $D_{FSS-SAM}$ 

```

---

For batch data, the above three situations occur simultaneously. Therefore, for overall metrics such as mIoU and FB-mIoU, the proportion and the increased or decreased value of these three situations affect the final performance comparison. We discuss the performance with FB-mIoU and name it FB-mIoU-S. The formula is as follows:

$$FB\text{-mIoU-S} = \frac{\sum_{i=1}^S \sum_{j=1}^{N_i} I_{i,j}}{\sum_{i=1}^S \sum_{j=1}^{N_i} U_{i,j}} \quad (3)$$

where  $S$  is the number of situations,  $N_i$  is the number of samples in each situation,  $I_{i,j}, U_{i,j}$  are the intersection and union of one  $M_{SAM}^q$  and the corresponding  $GT^q$ , separately. When situation one has a greater impact on FB-mIoU values than situation two, the overall performance of  $D_{FSS-SAM}$  is better than  $D_{SAM}$ , and vice versa. From the experiment results, we evaluate that the PRS algorithm increases the overall performance by decreasing situation two. We show how the PRS algorithm improves the overall performance including mIoU and FB-mIoU in section 5.6.

## 5 Experiment

### 5.1 Datasets

We evaluate the performance of our method on two public datasets, PASCAL-5<sup>i</sup> [Shaban *et al.*, 2017] and COCO-20<sup>i</sup> [Nguyen and Todorovic, 2019]. PASCAL-5<sup>i</sup> contains 20 classes. It is built from PASCAL VOC 2012 [Everingham *et al.*, 2010]. COCO-20<sup>i</sup> has 80 classes. It is created from MSCOCO [Lin *et al.*, 2014]. Following previous works [Tian *et al.*, 2020; Liu *et al.*, 2020a], we split PASCAL-5<sup>i</sup> and COCO-20<sup>i</sup> into 4 folds evenly for cross-validation. For each fold, the other three folds are used for training, while this fold itself is used for testing. Following previous work, we randomly sampled 1,000 episodes from PASCAL-5<sup>i</sup> and COCO-20<sup>i</sup> for testing.

### 5.2 Evaluation metrics

We adopt mean intersection over union (mIoU) and foreground-background mIoU (FB-mIoU) as our evaluation

metrics. The mIoU measures the mean IoU for all foreground classes. FB-mIoU ignores the classes and treats them as a single FG class.

### 5.3 Implementation details

We use the codes and pretrained weights of the official SAM repository [Kirillov *et al.*, 2023] to implement our model. The model does not require training and can be plugged into all the existing few-shot semantic segmentation methods. We use the open-source code and pretrained weights of BAM [Lang *et al.*, 2022a] to evaluate our model. The threshold T in the PRS algorithm is empirically set to 0.75. We choose box prompts for evaluation.

### 5.4 Performance Comparisons

#### Quantitative Results

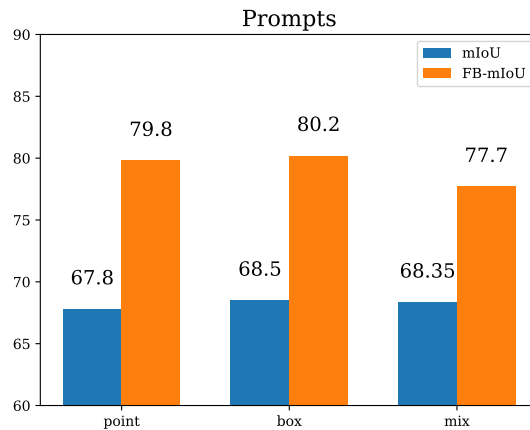
We compare our model with several state-of-the-art models, including SG-One (TCYB'19) [Zhang *et al.*, 2018], PANet (ICCV'19) [Wang *et al.*, 2019], FWB (ICCV'19) [Wang *et al.*, 2019], PFENet (TPAMI'20) [Tian *et al.*, 2020], PRNet (arxiv'20) [Liu and Qin, 2020], HSNet (ICCV'21) [Min *et al.*, 2021], CANet (ICCV'19) [Zhang *et al.*, 2019b], PGNet (ICCV'19) [Zhang *et al.*, 2019a], PpNet (ECCV'20) [Liu *et al.*, 2020b], CWT (ICCV'21) [Lu *et al.*, 2021], CyCTR (NeurIPS'21) [Zhang *et al.*, 2021], DCP (IJCAI'22) [Lang *et al.*, 2022b], NTRENet (CVPR'22) [Liu *et al.*, 2022b], DCAMA (ECCV'22) [Shi *et al.*, 2022], MLC (ICCV'21) [Yang *et al.*, 2021], BAM (CVPR'22) [Lang *et al.*, 2022a] and ABCNet (CVPR'23) [Xu *et al.*, 2023]. The mIoU comparison results on PASCAL-5<sup>i</sup> are shown in Table 2. We can see that: (1) Our models outperform the state-of-the-art models separately on two kinds of backbones and 1-shot/5-shot settings. (2) The baseline model that is plugged in by our model outperforms the baseline models. For FB-mIoU, the results of PASCAL-5<sup>i</sup> are illustrated in Table 1. We use the average value of the 4 folds. We can see that the baseline model combined with our model outperforms the baseline models with VGG16 [Simonyan and Zisserman, 2014] and ResNet50 [He *et al.*, 2016] separately. For the results of COCO-20<sup>i</sup> shown in Table 3, we know that our model outperforms most of the state-of-the-art models on different backbones and shot settings. Compared to the baseline model, our model performs relatively better. We can conclude that in terms of mIoU and FB-mIoU, our model evidently outperforms the baseline model and other state-of-the-art models on PASCAL-5<sup>i</sup>, and marginally outperforms other models on COCO-20<sup>i</sup>. In addition, according to qualitative results, our method performs better than the results currently displayed.

#### Qualitative Results

We compare the qualitative results between our method and the baseline FSS method. From Figure 7 and Figure 8, we can see that our prediction results have more accurate edges and details. Compared to the ground truth masks, our results are more accurate. Therefore, the quantitative results of our method should be increased if the ground truth masks are more accurate.

Backbone	Method	FB-IoU (%)	
		1-shot	5-shot
VGG16	PFENet	72.0	72.3
	HSNet	73.4	76.6
	BAM	77.3	81.1
	<b>BAM + ours</b>	<b>78.2</b>	<b>82.0</b>
ResNet50	PGNet	69.9	70.5
	PPNet	69.2	75.8
	PFENet	73.3	73.9
	HSNet	76.7	80.6
	<b>BAM + ours</b>	<b>80.2</b>	<b>82.7</b>

**Table 1:** Performance comparison on PASCAL-5<sup>i</sup> in terms of FB-mIoU.



**Figure 6:** The illustration of performance using different prompts. We set T=0.75 in the PRS algorithm.

### 5.5 Ablation Studies

#### Different Prompts

We evaluate the performance differences by using different prompts. There are three types of prompts, including box prompts, point prompts, and mixed box and point prompts. The comparison results of ResNet50 backbone, 1-shot setting on PASCAL-5<sup>i</sup> are shown in Figure 6. We can see from the figure that the performances of the three kinds of prompts are at the same level. Therefore, for our method, choosing any type of prompt is acceptable. In our experiment, we adopt the box prompt.

### 5.6 Parameter Sensitive Analysis

#### T in PRS Algorithm

Threshold T is the only hyperparameter in the PRS algorithm. It is important to use it to adjust the quantity of boosted FSS-SAM outputs and FSS output. If we set T=1, the PRS algorithm will use the original FSS outputs. On the contrary, if we set T=0, the PRS algorithm will use all the FSS-SAM outputs. When T=0, the model is equivalent to the FSS-SAM without the PRS algorithm. We evaluate the performances that T = 0, 0.25, 0.5, 0.75, 1 under ResNet50 backbone, 1-shot setting on PASCAL-5<sup>i</sup>. The results are shown in Figure 9. From the figure, we can see that (1) The performance of the T=0 case is lower than the original case. This means us-




Figure 7: Qualitative comparison results on PASCAL-5<sup>i</sup>.




Figure 8: Qualitative comparison results on COCO-20<sup>i</sup>.

Backbone	Method	1-shot					5-shot				
		Fold-0	Fold-1	Fold-2	Fold-3	Mean	Fold-0	Fold-1	Fold-2	Fold-3	Mean
VGG16	SG-One	40.2	58.4	48.4	38.4	46.3	41.9	58.6	48.6	39.4	47.1
	PANet	42.3	58.0	51.1	41.2	48.1	51.8	64.6	59.8	46.5	55.7
	FWB	47.0	59.6	52.6	48.3	51.9	50.9	62.9	56.5	50.1	55.1
	PFENet	56.9	68.2	54.4	52.4	58.0	59.0	69.1	54.8	52.9	59.0
	HSNet	59.6	65.7	59.6	54.0	59.7	64.9	69.0	64.1	58.6	64.1
	BAM	63.2	70.8	66.1	57.5	64.4	67.4	73.1	70.6	64.0	68.8
	<b>BAM + FSS-SAM (ours)</b>	<b>65.3</b>	<b>72.1</b>	<b>67.6</b>	<b>58.6</b>	<b>65.9</b>	<b>69.8</b>	<b>73.9</b>	<b>71.7</b>	<b>65.2</b>	<b>70.2</b>
	CANet	52.5	65.9	51.3	51.9	55.4	55.5	67.8	51.9	53.2	57.1
	PGNet	56.0	66.9	50.6	50.4	56.0	57.7	68.7	52.9	54.6	58.5
	PPNet	48.6	60.6	55.7	46.5	52.8	58.9	68.3	66.8	58.0	63.0
ResNet50	PFENet	61.7	69.5	55.4	56.3	60.8	63.1	70.7	55.8	57.9	61.9
	CWT	56.3	62.0	59.9	47.2	56.4	61.3	68.5	68.5	56.6	63.7
	CyCTR	65.7	71.0	59.5	59.7	64.0	69.3	73.5	63.8	63.5	67.5
	HSNet	64.3	70.7	60.3	60.5	64.0	70.3	73.2	67.4	67.1	69.5
	NTRENet	65.4	72.3	59.4	59.8	64.2	66.2	72.8	61.7	62.2	65.7
	DCP	63.8	70.5	61.2	55.7	62.8	67.2	73.2	66.4	64.5	67.8
	DCAMA	66.1	71.9	59.7	57.5	63.8	70.7	72.9	63.0	65.0	67.9
	ABCNet	68.8	73.4	62.3	59.5	66.0	71.7	74.2	65.4	67.0	69.6
	BAM	69.0	73.6	67.6	61.1	67.8	70.6	75.1	70.8	67.2	70.9
	<b>BAM + FSS-SAM (ours)</b>	<b>70.2</b>	<b>74.0</b>	<b>67.9</b>	<b>62.0</b>	<b>68.5</b>	<b>71.9</b>	<b>75.3</b>	<b>71.1</b>	<b>68.3</b>	<b>71.6</b>

**Table 2:** Performance comparison on PASCAL-5<sup>i</sup> in terms of mIoU. Results in **bold** denote the best performance.

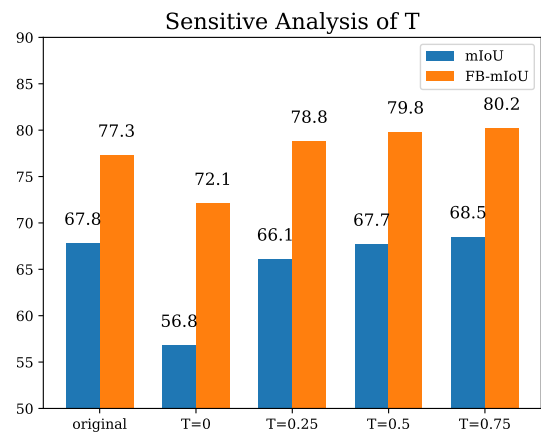
Backbone	Method	1-shot					5-shot				
		Fold-0	Fold-1	Fold-2	Fold-3	Mean	Fold-0	Fold-1	Fold-2	Fold-3	Mean
VGG16	FWB	18.4	16.7	19.6	25.4	20.0	20.9	19.2	21.9	28.4	22.6
	PRNet	27.5	33.0	26.7	29.0	29.0	31.2	36.5	31.5	32.0	32.8
	PFENet	35.4	38.1	36.8	34.7	36.3	38.2	42.5	41.8	38.9	40.4
	BAM	37.5	47.0	46.4	<b>41.6</b>	43.1	48.2	52.6	<b>48.6</b>	<b>48.8</b>	<b>49.5</b>
	<b>BAM + FSS-SAM (ours)</b>	<b>37.7</b>	<b>47.6</b>	<b>46.5</b>	41.5	<b>43.3</b>	<b>48.4</b>	<b>52.8</b>	48.4	48.7	<b>49.5</b>
ResNet50	CWT	32.2	36.0	31.6	31.6	32.9	40.1	43.8	39.0	42.4	41.3
	CyCTR	38.9	43.0	39.6	39.8	40.3	41.1	48.9	45.2	47.0	45.6
	HSNet	36.7	41.4	39.5	39.1	39.2	44.4	49.7	46.1	45.5	46.4
	NTRENet	36.8	42.6	39.9	37.9	39.3	38.2	44.1	40.4	38.4	40.3
	DCP	40.9	43.8	42.6	38.3	41.4	45.8	49.7	43.7	46.6	46.5
	DCAMA	41.9	45.1	44.4	41.7	43.3	45.9	50.5	50.7	46.0	48.3
	ABCNet	<b>42.3</b>	46.2	46.0	42.0	44.1	45.5	51.7	52.6	46.4	49.1
	BAM	39.0	<b>50.6</b>	47.5	<b>43.4</b>	45.1	47.2	<b>54.2</b>	<b>48.3</b>	<b>47.1</b>	<b>49.2</b>
	<b>BAM + FSS-SAM (ours)</b>	39.1	50.4	<b>48.4</b>	43.1	<b>45.3</b>	<b>47.3</b>	54.1	48.2	<b>47.1</b>	<b>49.2</b>

**Table 3:** Performance comparison on COCO-20<sup>i</sup> in terms of mIoU. Results in **bold** denote the best performance.

ing FSS-SAM without the PRS algorithm does not well. (2) The performance of  $T=0.25$ ,  $0.5$ , and  $0.75$  continues to improve, and the performance of  $T=0.75$  reaches its best. From the experimental results, we can conclude that the PRS algorithm helps to improve the overall performance of FSS-SAM. Moreover, choosing an appropriate  $T$  is important.

## 6 Conclusion

In this paper, we propose a training-free plug-and-play post-processing method that can boost any few-shot semantic segmentation method to get more accurate prediction masks. We leverage the powerful segmentation ability of the large vision model SAM to implement our method. We find that directly using SAM could generate some wrong predictions. Therefore, we propose PRS algorithm to exclude wrong predictions and increase overall prediction performance. Extensive experiments evaluate the superiority of our method.



**Figure 9:** The sensitive analyst of  $T$  in PRS algorithm.

## References

- [Bradski, 2000] Gary Bradski. The opencv library. *Dr. Dobbs's Journal: Software Tools for the Professional Programmer*, 25(11):120–123, 2000.
- [Chen *et al.*, 2018] Liang Chen, Paul Bentley, Kensaku Mori, Kazunari Misawa, Michitaka Fujiwara, and Daniel Rueckert. Drinet for medical image segmentation. *IEEE transactions on medical imaging*, 37(11):2453–2462, 2018.
- [Chen *et al.*, 2023] Xi Chen, Lianghua Huang, Yu Liu, Yujun Shen, Deli Zhao, and Hengshuang Zhao. Anydoor: Zero-shot object-level image customization. *arXiv preprint arXiv:2307.09481*, 2023.
- [Cheng *et al.*, 2023] Yangming Cheng, Liulei Li, Yuanyou Xu, Xiaodi Li, Zongxin Yang, Wenguan Wang, and Yi Yang. Segment and track anything. *arXiv preprint arXiv:2305.06558*, 2023.
- [Chu *et al.*, 2023] Tianyi Chu, Jiafu Chen, Jiakai Sun, Shuobin Lian, Zhizhong Wang, Zhiwen Zuo, Lei Zhao, Wei Xing, and Dongming Lu. Rethinking fast fourier convolution in image inpainting. In *Proceedings of the IEEE/CVF International Conference on Computer Vision*, pages 23195–23205, 2023.
- [Dong and Xing, 2018] Nanqing Dong and Eric P Xing. Few-shot semantic segmentation with prototype learning. In *BMVC*, volume 3, 2018.
- [Everingham *et al.*, 2010] Mark Everingham, Luc Van Gool, Christopher KI Williams, John Winn, and Andrew Zisserman. The pascal visual object classes (voc) challenge. *International journal of computer vision*, 88(2):303–338, 2010.
- [He *et al.*, 2016] Kaiming He, Xiangyu Zhang, Shaoqing Ren, and Jian Sun. Deep residual learning for image recognition. In *Proceedings of the IEEE conference on computer vision and pattern recognition*, pages 770–778, 2016.
- [Kirillov *et al.*, 2023] Alexander Kirillov, Eric Mintun, Nikhila Ravi, Hanzi Mao, Chloe Rolland, Laura Gustafson, Tete Xiao, Spencer Whitehead, Alexander C Berg, Wan-Yen Lo, et al. Segment anything. *arXiv preprint arXiv:2304.02643*, 2023.
- [Ko and Kim, 2023] Keunsoo Ko and Chang-Su Kim. Continuously masked transformer for image inpainting. In *Proceedings of the IEEE/CVF International Conference on Computer Vision*, pages 13169–13178, 2023.
- [Lang *et al.*, 2022a] Chunbo Lang, Gong Cheng, Binfei Tu, and Junwei Han. Learning what not to segment: A new perspective on few-shot segmentation. In *Proceedings of the IEEE/CVF conference on computer vision and pattern recognition*, pages 8057–8067, 2022.
- [Lang *et al.*, 2022b] Chunbo Lang, Binfei Tu, Gong Cheng, and Junwei Han. Beyond the prototype: Divide-and-conquer proxies for few-shot segmentation. *arXiv preprint arXiv:2204.09903*, 2022.
- [Lin *et al.*, 2014] Tsung-Yi Lin, Michael Maire, Serge Belongie, James Hays, Pietro Perona, Deva Ramanan, Piotr Dollár, and C Lawrence Zitnick. Microsoft coco: Common objects in context. In *European conference on computer vision*, pages 740–755. Springer, 2014.
- [Liu and Qin, 2020] Jinlu Liu and Yongqiang Qin. Prototype refinement network for few-shot segmentation. *arXiv preprint arXiv:2002.03579*, 2020.
- [Liu *et al.*, 2020a] Weide Liu, Chi Zhang, Guosheng Lin, and Fayao Liu. Crnet: Cross-reference networks for few-shot segmentation. In *Proceedings of the IEEE/CVF Conference on Computer Vision and Pattern Recognition*, pages 4165–4173, 2020.
- [Liu *et al.*, 2020b] Yongfei Liu, Xiangyi Zhang, Songyang Zhang, and Xuming He. Part-aware prototype network for few-shot semantic segmentation. In *European Conference on Computer Vision*, pages 142–158. Springer, 2020.
- [Liu *et al.*, 2022a] Jie Liu, Yanqi Bao, Guo-Sen Xie, Huan Xiong, Jan-Jakob Sonke, and Efstratios Gavves. Dynamic prototype convolution network for few-shot semantic segmentation. In *Proceedings of the IEEE/CVF Conference on Computer Vision and Pattern Recognition*, pages 11553–11562, 2022.
- [Liu *et al.*, 2022b] Yuanwei Liu, Nian Liu, Qinglong Cao, Xiwen Yao, Junwei Han, and Ling Shao. Learning non-target knowledge for few-shot semantic segmentation. In *Proceedings of the IEEE/CVF Conference on Computer Vision and Pattern Recognition*, pages 11573–11582, 2022.
- [Lu *et al.*, 2021] Zhihe Lu, Sen He, Xiatian Zhu, Li Zhang, Yi-Zhe Song, and Tao Xiang. Simpler is better: Few-shot semantic segmentation with classifier weight transformer. In *Proceedings of the IEEE/CVF International Conference on Computer Vision*, pages 8741–8750, 2021.
- [Min *et al.*, 2021] Juhong Min, Dahyun Kang, and Minsu Cho. Hypercorrelation squeeze for few-shot segmentation. *arXiv preprint arXiv:2104.01538*, 2021.
- [Mukundan and Ramakrishnan, 1998] Ramakrishnan Mukundan and KR Ramakrishnan. *Moment functions in image analysis: theory and applications*. World scientific, 1998.
- [Nguyen and Todorovic, 2019] Khoi Nguyen and Sinisa Todorovic. Feature weighting and boosting for few-shot segmentation. In *Proceedings of the IEEE/CVF International Conference on Computer Vision*, pages 622–631, 2019.
- [Shaban *et al.*, 2017] Amirreza Shaban, Shray Bansal, Zhen Liu, Irfan Essa, and Byron Boots. One-shot learning for semantic segmentation. *arXiv preprint arXiv:1709.03410*, 2017.
- [Shi *et al.*, 2022] Xinyu Shi, Dong Wei, Yu Zhang, Donghuan Lu, Munan Ning, Jiashun Chen, Kai Ma, and Yefeng Zheng. Dense cross-query-and-support attention weighted mask aggregation for few-shot segmentation. In *European Conference on Computer Vision*, pages 151–168. Springer, 2022.



- [Simonyan and Zisserman, 2014] Karen Simonyan and Andrew Zisserman. Very deep convolutional networks for large-scale image recognition. *arXiv preprint arXiv:1409.1556*, 2014.
- [Tian *et al.*, 2020] Zhuotao Tian, Hengshuang Zhao, Michelle Shu, Zhicheng Yang, Ruiyu Li, and Jiaya Jia. Prior guided feature enrichment network for few-shot segmentation. *IEEE Transactions on Pattern Analysis & Machine Intelligence*, (01):1–1, 2020.
- [Wang *et al.*, 2019] Kaixin Wang, Jun Hao Liew, Yingtian Zou, Daquan Zhou, and Jiashi Feng. Panet: Few-shot image semantic segmentation with prototype alignment. In *Proceedings of the IEEE/CVF International Conference on Computer Vision*, pages 9197–9206, 2019.
- [Wu *et al.*, 2023] Junde Wu, Rao Fu, Huihui Fang, Yuanpei Liu, Zhaowei Wang, Yanwu Xu, Yueming Jin, and Tal Arbel. Medical sam adapter: Adapting segment anything model for medical image segmentation. *arXiv preprint arXiv:2304.12620*, 2023.
- [Xu *et al.*, 2023] Qianxiong Xu, Wenting Zhao, Guosheng Lin, and Cheng Long. Self-calibrated cross attention network for few-shot segmentation. In *Proceedings of the IEEE/CVF International Conference on Computer Vision*, pages 655–665, 2023.
- [Yang *et al.*, 2021] Lihe Yang, Wei Zhuo, Lei Qi, Yinghuan Shi, and Yang Gao. Mining latent classes for few-shot segmentation. *arXiv preprint arXiv:2103.15402*, 2021.
- [Yang *et al.*, 2023] Jinyu Yang, Mingqi Gao, Zhe Li, Shang Gao, Fangjing Wang, and Feng Zheng. Track anything: Segment anything meets videos. *arXiv preprint arXiv:2304.11968*, 2023.
- [Yu *et al.*, 2023] Tao Yu, Runseng Feng, Ruoyu Feng, Jinning Liu, Xin Jin, Wenjun Zeng, and Zhibo Chen. Inpaint anything: Segment anything meets image inpainting. *arXiv preprint arXiv:2304.06790*, 2023.
- [Zhang *et al.*, 2018] Xiaolin Zhang, Yunchao Wei, Yi Yang, and Thomas S Huang. Sg-one: Similarity guidance network for one-shot semantic segmentation. *arXiv preprint arXiv:1810.09091*, 2018.
- [Zhang *et al.*, 2019a] Chi Zhang, Guosheng Lin, Fayao Liu, Jiushuang Guo, Qingyao Wu, and Rui Yao. Pyramid graph networks with connection attentions for region-based one-shot semantic segmentation. In *Proceedings of the IEEE/CVF International Conference on Computer Vision*, pages 9587–9595, 2019.
- [Zhang *et al.*, 2019b] Chi Zhang, Guosheng Lin, Fayao Liu, Rui Yao, and Chunhua Shen. Canet: Class-agnostic segmentation networks with iterative refinement and attentive few-shot learning. In *Proceedings of the IEEE/CVF Conference on Computer Vision and Pattern Recognition*, pages 5217–5226, 2019.
- [Zhang *et al.*, 2021] Gengwei Zhang, Guoliang Kang, Yi Yang, and Yunchao Wei. Few-shot segmentation via cycle-consistent transformer. *Advances in Neural Information Processing Systems*, 34:21984–21996, 2021.
- [Zhang *et al.*, 2023] Yizhe Zhang, Tao Zhou, Shuo Wang, Peixian Liang, Yeji Zhang, and Danny Z Chen. Input augmentation with sam: Boosting medical image segmentation with segmentation foundation model. In *International Conference on Medical Image Computing and Computer-Assisted Intervention*, pages 129–139. Springer, 2023.
- [Zhou *et al.*, 2023] Tao Zhou, Yizhe Zhang, Yi Zhou, Ye Wu, and Chen Gong. Can sam segment polyps? *arXiv preprint arXiv:2304.07583*, 2023.