

# Cross-level Multi-instance Distillation for Self-supervised Fine-grained Visual Categorization

Qi Bi, *Student Member, IEEE*, Wei Ji, Jingjun Yi, Haolan Zhan, Gui-Song Xia, *Senior Member, IEEE*

**Abstract**—High-quality annotation of fine-grained visual categories demands great expert knowledge, which is taxing and time consuming. Alternatively, learning fine-grained visual representation from enormous unlabeled images (*e.g.*, species, brands) by self-supervised learning becomes a feasible solution. However, recent investigations find that existing self-supervised learning methods are less qualified to represent fine-grained categories. The bottleneck lies in that the pre-text representation is built from every patch-wise embedding, while fine-grained categories are only determined by several key patches of an image. In this paper, we propose a Cross-level Multi-instance Distillation (CMD) framework to tackle this challenge. Our key idea is to consider the importance of each image patch in determining the fine-grained pre-text representation by multiple instance learning. To comprehensively learn the relation between informative patches and fine-grained semantics, the multi-instance knowledge distillation is implemented on both the region/image crop pairs from the teacher and student net, and the region-image crops inside the teacher / student net, which we term as *intra-level multi-instance distillation* and *inter-level multi-instance distillation*. Extensive experiments on several commonly used datasets, including CUB-200-2011, Stanford Cars and FGVC Aircraft, demonstrate that the proposed method outperforms the contemporary methods by upto 10.14% and existing state-of-the-art self-supervised learning approaches by upto 19.78% on both top-1 accuracy and Rank-1 retrieval metric. Source code will be publicly available.

**Index Terms**—Fine-grained Visual Categorization, Self-supervised Learning, Multiple Instance Learning, Knowledge Distillation.

## I. INTRODUCTION

### A. Problem Statement

FINE-grained visual categorization (FGVC) aims to discern similar objects, brand, species and *etc.* from the same coarse-grained category to their individual fine-grained categories [1], [2], [3], [4], [5]. A key bottleneck of FGVC is the scarcity of large-scale high-quality fine-grained annotation, which costs extensive time and effort for experts with proficient domain knowledge [6]. While the amount of sample annotation is large-scale in many vision tasks [7], [8], the sample amount of most existing FGVC datasets is still under ten-thousand level. As there are huge amount of unlabeled

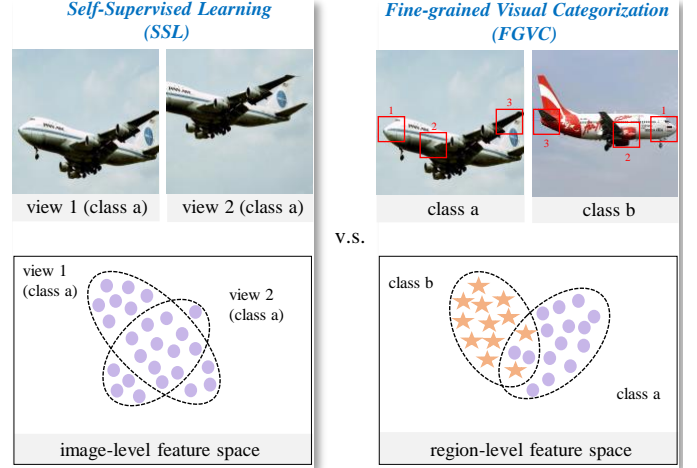


Fig. 1: Key challenge to incorporate self-supervised learning (SSL) for fine-grained visual categorization (FGVC) lies in the learning objective inconsistency. **left**: SSL leverages image-level objectives to learn the same coarse-grained feature space; **right**: FGVC leverages region-level objectives to learn subtle parts (in red boxes) to discern an image from other fine-grained categories under the same coarse-grained category.

images from similar species, brands, objects and *etc.*, self-supervised learning (SSL) techniques, which learn the pre-text representation from unlabeled images [9], [10], [11], [12], provide a feasible substitution to alleviate this dilemma.

Recent works have explored the possibility, but unfortunately found that existing SSL pipelines are less qualified to highlight the key part patterns (*e.g.*, informative patches) for fine-grained semantics [13], [14]. Specifically, an indiscriminative FGVC feature space from contrastive learning is observed [13], and a number of dominant SSL pipelines show significantly inferior performance compared with the fully-supervised upper bound [14]. Overall, adapting SSL for FGVC remains intriguing but less explored.

The key challenge of *self-supervised fine-grained visual representation learning* lies in the learning objective inconsistency between FGVC and SSL. Existing SSL pipelines leverage image-level learning objectives (illustrated in Fig. 1 left), which minimize the distances between two augmented views by taking the feature embedding from an image into account [13]. In contrast, FGVC relies on region-level learning objectives (illustrated in Fig. 1 right). As the fine-grained categories from a certain coarse-grained category only have subtle differences, the fine-grained semantics are usually only

Qi Bi and Jingjun Yi are with Wuhan University, Wuhan, 430072, China.

Wei Ji is with University of Alberta, Edmonton, Canada.

Haolan Zhan is with Monash University, Australia.

G.-S. Xia is with the National Engineering Research Center for Multimedia Software, School of Computer Science and Institute of Artificial Intelligence, and also the State Key Lab. LIESMARS, Wuhan University, Wuhan, 430072 China. E-mail: [guisong.xia@whu.edu.cn](mailto:guisong.xia@whu.edu.cn).

This research is funded by the National Natural Science Foundation of China under contracts No.61922065 and No.61771350, and partially funded by the Science and Technology Major Project of Hubei Province (Next-Generation AI Technologies) under Grant 2019AEA170.

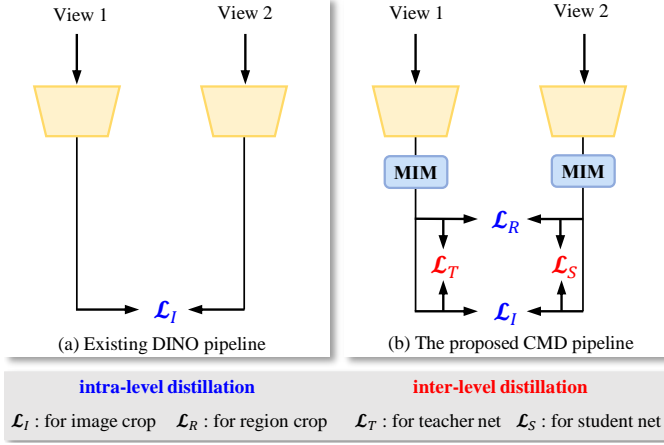


Fig. 2: Flowchart of the existing DINO paradigm (left) and the proposed Cross-level Multi-instance Distillation CMD (right). MIM refers to multi-instance modeling.

determined by some key local regions. Thus, the information from the key part patterns can be overwhelmed from the huge amount of indiscriminate patterns by existing SSL pipelines.

### B. Motivation & Objectives

In this paper, we are motivated to push the frontier of *self-supervised fine-grained visual representation learning* by addressing the learning objective inconsistency between SSL and FGVC. The objectives are two-fold.

1) *The key local regions that determine the fine-grained categories contribute more to the pre-text representation:* This objective is intuitive and straight-forward to understand. Only when the subtle fine-grained patterns, which rest in several local regions of an image, are highlighted in the SSL pipeline, can the pre-text representation carries more discriminative information for fine-grained patterns.

To realize this objective, multiple instance learning (MIL) is introduced [15], [16], [17] to model the relation between image and each patch, where each patch is regarded as an instance and each image is regarded as a bag [18], [19], [20]. In contrast to the conventional MIL with available bag-level annotation [16], [17], the bag annotation is unavailable in our self-supervised fine-grained learning problem. To this end, the bag representations from the augmented crop pairs are learnt under the self-supervised knowledge distillation without label (DINO) paradigm [12], so as to guide the instance-level representation learning.

2) *Aligning the fine-grained information between region-level and image-level:* Modern SSL pipelines (e.g., EsViT [21]) use both region- and image- level crops to learn pre-text representation, which provides more access to extensively exploit the informative patches corresponding to the fine-grained semantics. Ideally, the cropped image-region pairs that represent similar fine-grained categories need to be close together, while those represent dissimilar fine-grained categories need to be far apart.

To realize this objective, we propose both intra-level and inter-level multi-instance distillation (in Fig. 2). The intra-level

multi-distillation acquires the fine-grained knowledge from image-level crops and region-level crops from the teacher-student pair. In contrast, the inter-level multi-instance distillation acquires the fine-grained knowledge from image-region crop pairs inside the teacher/student net. The joint distillation of both helps comprehensively learn the relation between informative parts and fine-grained semantics of an image.

### C. Contribution

Our contribution can be summarized as follows:

- We propose a **Cross-level Multi-instance Distillation (CMD)** framework for self-supervised fine-grained visual categorization. Multiple instance learning is introduced to model the relation between fine-grained semantics and image patches.
- We propose both intra-level and inter-level learning objectives for multi-instance distillation, which learn the relation between informative parts and fine-grained semantics among the image-level and region-level crops from both teacher and student net.
- Experiments on CUB-200-2011, Stanford Cars and FGVC Aircraft show that the proposed CMD outperforms the contemporary method by upto 10.14% and the state-of-the-art self-supervised representation learning methods by upto 19.78% on top-1 accuracy.

The remainder of this paper is organized as follows. In Section II, the related work is summarized. In Section III, a detailed problem formulation of MIL and self-supervised FGVC is discussed. In Section IV, the proposed CMD is presented in detail. In Section V, extensive experiments are implemented to validate the effectiveness of the proposed CMD. Finally, we draw the conclusion in Section VI.

## II. RELATED WORK

### A. Fine-grained Visual Categorization

Fine-grained visual categorization (FGVC) is a fundamental task for image understanding and pattern recognition. It aims to discern a specific fine-grained category (e.g., golden retriever) from the subordinate coarse-grained category (e.g., dog). The discriminative patterns among different fine-grained categories can be rather subtle, which are usually termed as parts. They may only occupy several or tens of pixels in an entire image.

Existing FGVC approaches are usually fully-supervised. They follow the part-driven paradigm, which discerns the fine-grained semantics from the discriminative parts. The utilization of parts can be either explicit or implicit. The explicit part selection pipelines are heavily inherited from the visual localization frameworks [3], [4], [1]. More recently, implicit part selection approaches have been extensively studies. Technically, these methods either build multi-scale representations [22], [23], [24], [25], [26] from CNN [27], [22], [28] and ViT models [26], [29], [30], or utilize attention modules [24], [31], [32], [33].

On the other hand, there is a recent trend to combine FGVC with other tasks, such as object re-identification [34], [35],

image retrieval [36], [37], multi-modal learning [38], [2] and *etc.*. In general, enhancing the representation from subtle fine-grained patterns is able to also improve the discriminative ability of these tasks, yielding a better performance.

### B. Self-supervised Visual Representation Learning

In the context of computer vision, self-supervised learning (SSL) intends to learn a pre-text visual representation from unlabeled images for down-stream tasks. Some representative works include SimCLR [9], MoCo [11], BYOL [39], SimSiam [10], BarlowTwins [40], VICReg [41], and *etc.*. The overall idea of these methods is to learn an image representation from two or multiple augmented views.

On the other hand, self-distillation with no labels (DINO) shows its superiority [12] against these image-level SSL methods. Self-supervised distillation the Vision Transformer shows emerging properties to perceive more details in the image apart from the image-level semantics[12], which yield a stronger feature representation. Later, its advanced version efficient self-supervised vision transformer (EsViT) is proposed to improve the computational efficiency and the view interaction [21]. Compared with CNN based contrastive learning frameworks, ViT based DINO frameworks [12], [21] are more capable to preserve the object structures in an image. It motivates us to shift the focus from CNN backbone to ViT backbone for fine-grained self-supervised learning.

### C. Self-supervised Fine-grained Visual Categorization

Self-supervised FGVC is an emerging research topic, which intends to learn a pre-text representation that can discriminate the fine-grained semantics. Pioneer works are summarized as follows. Cole et al. empirically found some existing self-supervised learning pipelines suffered significant performance decline for FGVC task [13]. Shu et al. proposed a common rational learning strategy (LCR) for fine-grained visual categorization and retrieval [14]. Kim et al. considered the fine-grained visual representation learning under a self-supervised open-set scenario [42].

On the other hand, as earlier FGVC pipelines adapt the localization pipeline for part proposals, in this paper, we consider the self-supervised localization approaches [43], [44], [45], [46], [47] as an alternative solution for self-supervised FGVC and make extensive comparison.

### D. Multiple Instance Learning

Multiple instance learning (MIL) is a typical machine learning tool dealing with this so-called weak annotation scenario. It models an image as a bag of instances with only a single bag annotation, which is able to find the key instances that trigger the bag annotation.

In the deep learning era, MIL has been integrated into deep learning models in an end-to-end manner, which is termed as deep MIL. Specifically, residual connection and deep supervision has turned out effective to improve the deep MIL features [17], [48]. Attention weights can also enhance the representation capability of deep MIL features [16], [49], [50].

More recently, due to the rapid development of deep learning and computer vision, deep MIL has also demonstrated its representation learning ability on other tasks such as whole slide image classification [51], [52], aerial scene classification [53], [54], weakly-supervised object detection [55], [20], weakly-supervised segmentation [56] and *etc.*.

## III. PRELIMINARY

### A. MIL Formulation

Given a bag  $\mathbf{X}$  that consists of a set of instances  $\mathbf{X} = \{\mathbf{x}^1, \dots, \mathbf{x}^K\}$ . The bag  $\mathbf{X}$  corresponds to a binary label  $Y \in \{0, 1\}$ , while there is no label for each instance.

Multiple instance learning (MIL) assumes that each instance  $\mathbf{x}^k$  ( $k = 1, \dots, K$ ) exists a label  $y^k \in \{0, 1\}$ , but these instance-level labels remain unknown during the learning process. It is formulated as

$$Y = \begin{cases} 0 & \text{if } \sum_{k=1}^K y^k = 0 \\ 1 & \text{else} \end{cases}. \quad (1)$$

In deep learning era, to avoid the gradient vanishing problem and to stabilize the training of a neural network, the bag label is assumed to be the Bernoulli distribution [16], [57], given by  $Y \in [0, 1]$ .

### B. MIL Aggregation Function

Given a deep multiple instance neural network, assume that each instance  $\mathbf{x}^k$  corresponds to an instance embedding  $\mathbf{z}_{\mathbf{x}^k}$ , and the bag  $\mathbf{X}$  corresponds to a bag embedding  $\mathbf{z}$ . The aggregation function  $g(\cdot)$  bridges the gap between the instance embedding and bag embedding, by aggregating  $\mathbf{z}_{\mathbf{x}^k}$  into  $\mathbf{z}$ . The aggregation function  $g(\cdot)$  is assumed to be permutation invariant.

**Lemma 1.** A scoring function for a set of instances  $\mathbf{X}$ ,  $S(\mathbf{X}) \in \mathbb{R}$ , is permutation invariant to the elements in  $\mathbf{X}$ , if and only if it can be decomposed in the following form:

$$S(\mathbf{X}) = h\left(\sum_{\mathbf{x} \in \mathbf{X}} f(\mathbf{x})\right), \quad (2)$$

where  $f$  and  $h$  are suitable transformations.

**Proof.** Please refer to [57] for the detailed proof.

Eq. 2 indicates that, the transformation from instance to bag is a three-step procedure for MIL. First step, a transformation  $f$  converts the instances  $\mathbf{x}^k$  to instance embedding  $\mathbf{z}_{\mathbf{x}^k}$ ; Second step, an aggregation function  $g(\cdot)$  converts the transformed instance embeddings in a permutation invariant manner; Third step, a transformation  $h$  converts the aggregated representation into the bag score.

### C. Instance Paradigm v.s. Embedding Paradigm

There are two domain paradigms for existing deep multiple instance learning approaches, namely, instance-level paradigm and embedding-level paradigm, respectively.

1) *Instance-level Paradigm*: The aggregation function  $g(\cdot)$  directly transforms the instance embedding  $\mathbf{z}_{\mathbf{x}^k}$  into the bag score. Consequently, the transformation  $h(\cdot)$  degrades into an identity mapping.

2) *Embedding-level Paradigm*: The function  $f(\cdot)$  maps the instances to a low-dimensional embedding  $\mathbf{z}_{\mathbf{x}^k}$ . The aggregation function  $g(\cdot)$  transforms  $\mathbf{z}_{\mathbf{x}^k}$  into the bag embedding  $\mathbf{z}$ . Finally, the transformation  $h(\cdot)$  transforms the bag embedding into the bag score.

#### D. MIL Formulation for Self-supervised FGVC

In self-supervised fine-grained visual representation learning task, there is neither explicit instance label  $y^k$  nor bag label  $Y$ . Following the MIL paradigm (Eq. 2), the bag embedding is a pre-text representation learnt by a self-supervised framework.

Specifically, given two augmented views, following Eq. 2, the bag embedding of each view, denoted as  $\mathbf{z}_t$  and  $\mathbf{z}_s$ , can be generated. Then, the MIL formulation under the self-supervised learning can be presented as

$$\mathcal{L}(\mathbf{z}_t, \mathbf{z}_s), \quad (3)$$

where  $\mathcal{L}$  is a learning objective function to minimize the difference between  $\mathbf{z}_t$  and  $\mathbf{z}_s$ . For different self-supervised learning pipelines, the learning objective function  $\mathcal{L}$  can be different. For example, for SimCLR [9], it is the contrastive loss function. For Self-distillation with no labels (DINO) [12], it is a summed cross entropy loss function.

### IV. PROPOSED APPROACH

Fig. 3 gives an overview of the proposed Cross-level Multi-instance Distillation (CMD) for self-supervised FGVC. On top of the Self-distillation with no labels (DINO) [12] paradigm, three key steps are involved in CMD, namely, multi-instance modeling (in Sec. IV-A), intra-level multi-instance distillation (in Sec. IV-B) and inter-level multi-instance distillation (in Sec. IV-C). Finally, more implementation details and loss functions are provided in Sec. IV-D.

#### A. Multi-instance Modeling

1) *Motivation*: Self-supervised FGVC needs to bridge the relation between several highlighted key patches of the image and the fine-grained semantics. To this end, MIL is introduced to model each patch of the image as an instance and the overall image as a bag. Although MIL has demonstrated great success in weakly-supervised learning scenarios, some unique challenges remain in our task.

2) *Challenges*: Usually, there is bag-level annotation under MIL formulation [18], [19], [20], [58]. However, for self-supervised FGVC, there is neither bag-level nor instance-level annotation. Thus, the bag representation has to be learnt in a self-supervised manner. In addition, to comprehensively exploit the relation between key patches and fine-grained semantics, it is necessary to inherit both region-level and image-level crops in existing SSL pipelines [21]. For simplicity, here we model both region-level and image-level crops as *bag*.

3) *Notations & Definitions*: Given an image  $\mathbf{X}$  as input, and two augmented views  $\mathbf{X}_t$  and  $\mathbf{X}_s$  for the teacher net  $t$  and student net  $s$ , respectively. For both nets, some crops are image-level (denoted as  $\mathcal{I}$ ) and some crops are region-level (denoted as  $\mathcal{R}$ ). For convenience, we formulate an instance  $\mathbf{x}_s^i$  and  $\mathbf{x}_t^i$  from an augmented view  $\mathbf{X}_s$  and  $\mathbf{X}_t$  is an image patch of the same size as the patch size in a Vision Transformer backbone, denoted as  $\mathbf{X}_s = \{\mathbf{x}_s^1, \dots, \mathbf{x}_s^i, \dots\}$  and  $\mathbf{X}_t = \{\mathbf{x}_t^1, \dots, \mathbf{x}_t^i, \dots\}$ . For both teacher and student net, the Swin Transformer [59] is used as the default backbone for feature extraction. A linear layer  $h(\cdot)$  is used to transform the patch-wise embedding  $\mathbf{R}_t$  and  $\mathbf{R}_s$  into a set of instance embedding  $\mathbf{z}_{\mathbf{x}_t^i} \in \mathbb{R}^{(w \cdot h) \times 1}$  or  $\mathbf{z}_{\mathbf{x}_s^i} \in \mathbb{R}^{(w \cdot h) \times 1}$ .

4) *Multiple Instance Aggregation Function*: The key to model the relation between instance and bag is the aggregation function, which has to be permutation invariant to the order change of instances [16], [17]. Take the teacher net as an example, the mean pooling based aggregation function is used to learn both the region-level bag embedding  $\mathbf{z}_t \in \mathbb{R}^{(w \cdot h) \times 1}$  and image-level bag embedding  $\bar{\mathbf{z}}_t \in \mathbb{R}^{(w \cdot h) \times 1}$ , given by

$$\mathbf{z}_t = \frac{1}{\mathcal{R}} \sum_{\mathbf{x}_t^i \in \mathcal{R}} \mathbf{z}_{\mathbf{x}_t^i}, \quad \bar{\mathbf{z}}_t = \frac{1}{\mathcal{I}} \sum_{\mathbf{x}_t^i \in \mathcal{I}} \mathbf{z}_{\mathbf{x}_t^i}. \quad (4)$$

For student network, the aggregation from the instance representation to the bag representation is the same as the above process, and we get both crop-level bag representation  $\mathbf{z}_s \in \mathbb{R}^{(w \cdot h) \times 1}$  and image-level bag representation  $\bar{\mathbf{z}}_s \in \mathbb{R}^{(w \cdot h) \times 1}$ .

5) *Permutation Invariance Property*: Here we provide the proof that, in the proposed framework, the aggregation function from both region-level and image-level crops to bag embedding meets the permutation invariance property, which is both sufficient and necessary to hold the multiple instance formation.

**Theorem 1.** *The transformation from instance embedding to bag embedding of the region-crop (Eq. 5) is permutation-invariant.*

**Proof.** Take the teacher net  $t$  as an example. In the proposed framework, the transformation between instance embedding  $\mathbf{z}_{\mathbf{x}_t}$  and bag embedding  $\mathbf{z}_t$  of a region crop  $\mathcal{R}$  is calculated as

$$\mathbf{z}_t = \frac{1}{\mathcal{R}} \sum_{\mathbf{x}_t^k \in \mathcal{R}} \mathbf{z}_{\mathbf{x}_t^k}, \quad (5)$$

where we have  $\mathcal{R} = \{\mathbf{x}_t^1, \dots, \mathbf{x}_t^k, \dots, \mathbf{x}_t^R\}$ , and the instances  $\{\mathbf{x}_t^1, \dots, \mathbf{x}_t^k, \dots, \mathbf{x}_t^R\}$  correspond to the instance embeddings  $\{\mathbf{z}_{\mathbf{x}_t^1}, \dots, \mathbf{z}_{\mathbf{x}_t^k}, \dots, \mathbf{z}_{\mathbf{x}_t^R}\}$ .

Assume  $\{\mathbf{x}_t^{\sigma(1)}, \dots, \mathbf{x}_t^{\sigma(k)}, \dots, \mathbf{x}_t^{\sigma(R)}\}$  is an arrangement of  $\{\mathbf{x}_t^1, \dots, \mathbf{x}_t^k, \dots, \mathbf{x}_t^R\}$ , which corresponds to the instance embeddings  $\{\mathbf{z}_{\mathbf{x}_t^{\sigma(1)}}, \dots, \mathbf{z}_{\mathbf{x}_t^{\sigma(k)}}, \dots, \mathbf{z}_{\mathbf{x}_t^{\sigma(R)}}\}$ .

A permutation transformation  $t$  of the instances is a process presented as

$$t: \{\mathbf{x}_t^1, \dots, \mathbf{x}_t^k, \dots, \mathbf{x}_t^R\} \rightarrow \{\mathbf{x}_t^{\sigma(1)}, \dots, \mathbf{x}_t^{\sigma(k)}, \dots, \mathbf{x}_t^{\sigma(R)}\}. \quad (6)$$

Obviously, we have

$$\mathbf{z}_t = \frac{1}{\mathcal{R}} \sum_{\mathbf{x}_t^k \in \mathcal{R}} \mathbf{z}_{\mathbf{x}_t^k} = \frac{1}{\mathcal{R}} \sum_{\mathbf{x}_t^{\sigma(k)} \in \mathcal{R}} \mathbf{z}_{\mathbf{x}_t^{\sigma(k)}}. \quad (7)$$



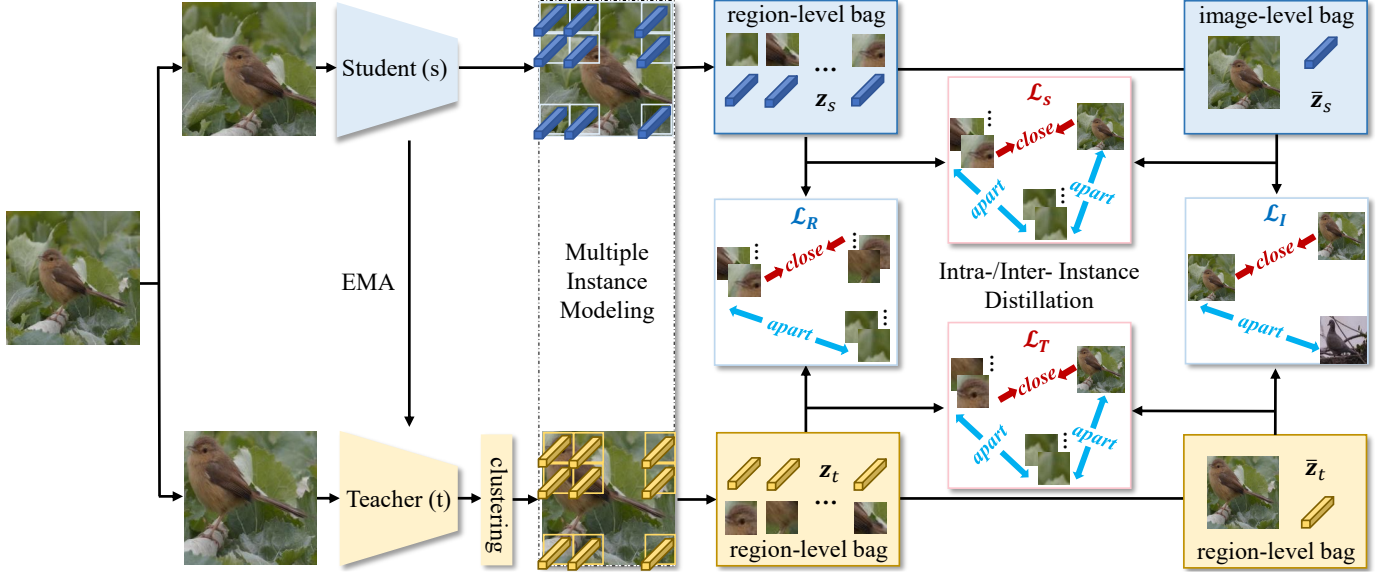


Fig. 3: Framework overview of the proposed **Cross-level Multi-instance Distillation (CMD)** for self-supervised fine-grained visual categorization. The proposed framework follows the self-distillation with no labels (DINO) [12] paradigm. After feature extraction, three key steps are involved, namely, multi-instance modeling (Sec. IV-A), intra-level multi-instance distillation (Sec. IV-B with  $\mathcal{L}_I$  and  $\mathcal{L}_R$ ) and inter-level multi-instance distillation (Sec. IV-C with  $\mathcal{L}_T$  and  $\mathcal{L}_S$ ).

**Theorem 2.** *The transformation from instance embedding to bag embedding of the image-crop (Eq. 5) is permutation-invariant.*

**Proof.** The proof is similar to the proof of Theorem 1. Still take the teacher net  $t$  as an example. In the proposed framework, the transformation between instance embedding  $\mathbf{z}_{\mathbf{x}_t}$  and bag embedding  $\bar{\mathbf{z}}_t$  of a region crop  $\mathcal{I}$  is calculated as

$$\bar{\mathbf{z}}_t = \frac{1}{|\mathcal{I}|} \sum_{\mathbf{x}_t^k \in \mathcal{I}} \mathbf{z}_{\mathbf{x}_t^k}, \quad (8)$$

where we have  $\mathcal{R} = \{\mathbf{x}_t^1, \dots, \mathbf{x}_t^k, \dots, \mathbf{x}_t^I\}$ , and the instances  $\{\mathbf{x}_t^1, \dots, \mathbf{x}_t^k, \dots, \mathbf{x}_t^I\}$  correspond to the instance embeddings  $\{\mathbf{z}_{\mathbf{x}_t^1}, \dots, \mathbf{z}_{\mathbf{x}_t^k}, \dots, \mathbf{z}_{\mathbf{x}_t^I}\}$ .

Assume  $\{\mathbf{x}_t^{\sigma(1)}, \dots, \mathbf{x}_t^{\sigma(k)}, \dots, \mathbf{x}_t^{\sigma(I)}\}$  is an arrangement of  $\{\mathbf{x}_t^1, \dots, \mathbf{x}_t^k, \dots, \mathbf{x}_t^I\}$ , which corresponds to the instance embeddings  $\{\mathbf{z}_{\mathbf{x}_t^{\sigma(1)}}, \dots, \mathbf{z}_{\mathbf{x}_t^{\sigma(k)}}, \dots, \mathbf{z}_{\mathbf{x}_t^{\sigma(I)}}\}$ .

A permutation transformation  $t$  of the instances is a process presented as

$$t : \{\mathbf{x}_t^1, \dots, \mathbf{x}_t^k, \dots, \mathbf{x}_t^I\} \rightarrow \{\mathbf{x}_t^{\sigma(1)}, \dots, \mathbf{x}_t^{\sigma(k)}, \dots, \mathbf{x}_t^{\sigma(I)}\}. \quad (9)$$

Obviously, we have

$$\bar{\mathbf{z}}_t = \frac{1}{|\mathcal{I}|} \sum_{\mathbf{x}_t^k \in \mathcal{I}} \mathbf{z}_{\mathbf{x}_t^k} = \frac{1}{|\mathcal{I}|} \sum_{\mathbf{x}_t^{\sigma(k)} \in \mathcal{I}} \mathbf{z}_{\mathbf{x}_t^{\sigma(k)}}. \quad (10)$$

### B. Intra-level Multi-instance Distillation

1) *Motivation:* In the feature space, the distance between the region-level bag representation from teacher net  $\mathbf{z}_t$  and from student net  $\mathbf{z}_s$ , and the distance between the image-level bag representation from teacher net  $\bar{\mathbf{z}}_t$  and from student net  $\bar{\mathbf{z}}_s$ , both needs to be minimized. In this way, the cropped image pairs / cropped region pairs that represent similar fine-grained

categories are close together, while those represent dissimilar fine-grained categories are far apart.

The intra-level multi-instance distillation is proposed to realize the above two objectives, which distillates image-level crops (Eq. 11) and region-level crops (Eq. 12), respectively.

2) *Notations & Definitions:* For both teacher net  $t$  and student net  $s$ , after view augmentation, there are multiple view crops (both region crops and image crops) from an image, denoted as  $\mathbf{V} = \{\mathbf{X}_t\}$  and  $\mathbf{V}^* = \{\mathbf{X}_s\}$ , respectively. Assume that the crop pairs from the teacher and student net are organized as  $\mathcal{P} = \{(s, t) | \mathbf{X}_s \in \mathbf{V}, \mathbf{X}_t \in \mathbf{V}^*, s \neq t\}$ .

3) *Image-level Multi-instance Distillation:* After modeled by MIL, the image-level bag representation from teacher net  $\bar{\mathbf{z}}_t$  and student net  $\bar{\mathbf{z}}_s$  is minimized pair-by-pair, given by

$$\mathcal{L}_I = -\frac{1}{\mathcal{P}} \sum_{(s, t) \in \mathcal{P}} \bar{\mathbf{z}}_s \log \bar{\mathbf{z}}_t. \quad (11)$$

4) *Region-level Multi-instance Distillation:* Similarly, after modeled by MIL, the region-level bag representation from teacher net  $\mathbf{z}_t$  and from student net  $\mathbf{z}_s$  is minimized firstly region-by-region for each pair  $(t, s)$  and then averaged pair-by-pair, given by

$$\mathcal{L}_R = -\frac{1}{\mathcal{P}} \sum_{(s, t) \in \mathcal{P}} \frac{1}{T} \sum_{i=1}^T \mathbf{z}_{j^*} \log \mathbf{z}_i, \quad (12)$$

where  $j^*$  is the index of the feature in  $\mathbf{R}_t$  that has the highest similarity with the  $i^{th}$  feature in  $\mathbf{R}_s$  (defined in Sec. IV-A), and  $T$  is the length of the patch-wise embedding

$$j^* = \arg \max_j \frac{R_i^T R_j}{|R_i| |R_j|}, \quad (13)$$

where  $z_i = h(R_i)$  and  $z_j = h(R_j)$ , and  $R_i \in \mathbf{R}_s$ ,  $R_j \in \mathbf{R}_t$ .

### C. Inter-level Multi-instance Distillation

1) *Motivation*: The intra-level multi-instance distillation (in Sec. IV-B) does not take the semantic relation between the region-level crops and image-level crops from the same augmented view into account. More abundant information to describe the key regions can rest in the relation between region-level and image-level crops from the same augmented view. Ideally, in our framework, the fine-grained semantics should be consistent between both image-level and region-level crops.

To this end, we further propose the inter-level multi-instance distillation to exploit this aspect. It helps the cropped image-region pairs that represent similar fine-grained categories are close together, while those represent dissimilar fine-grained categories are far apart.

2) *Notations & Definitions*: Still consider the crops  $\mathbf{X}_s \in \mathbf{V}$  inside the student net and the crops  $\mathbf{X}_t \in \mathbf{V}^*$  inside the teacher net. These crops  $\mathbf{X}_s \in \mathbf{V}$  from the student net organize a crop pair as  $\mathcal{V} = \{(i, j) | \mathbf{X}_s^i \in \mathbf{V}, \mathbf{X}_s^j \in \mathbf{V}, i \neq j\}$ , where  $\mathbf{X}_s^i, \mathbf{X}_s^j$  correspond to a bag embedding  $\mathbf{z}_s^i, \mathbf{z}_s^j$ . For simplicity, here  $\mathbf{z}_s$  refers to the bag representation of either region-level or image-level.

3) *Inter-level Multi-instance Distillation of Student Net*: For student net  $s$ , the embedding between each crop pair, either image-level or region-level, is minimized by the Kullback–Leibler divergence [60], given by

$$\mathcal{L}_S = \frac{1}{V} \sum_{(i,j) \in \mathcal{V}} \mathbf{z}_s^i \log \frac{\mathbf{z}_s^i}{\mathbf{z}_s^j}. \quad (14)$$

4) *Inter-level Multi-instance Distillation of Teacher Net*: Similarly, for the teacher net  $t$ , we have the crop pair  $\mathcal{V}^* = \{(i, j) | \mathbf{X}_t^i \in \mathbf{V}^*, \mathbf{X}_t^j \in \mathbf{V}^*, i \neq j\}$ , where  $\mathbf{X}_t^i, \mathbf{X}_t^j$  correspond to the bag embedding  $\mathbf{z}_t^i, \mathbf{z}_t^j$ . Also for simplicity, here  $\mathbf{z}_t$  refers to the bag representation regardless of region-level or image-level. Similarly, the learning objective of the inter-level multi-instance distillation for the teacher net is also measured by Kullback–Leibler divergence [60], and can be computed as

$$\mathcal{L}_T = \frac{1}{V^*} \sum_{(i,j) \in \mathcal{V}^*} \mathbf{z}_t^i \log \frac{\mathbf{z}_t^i}{\mathbf{z}_t^j}. \quad (15)$$

### D. Loss and Implementation Details

The overall learning objective of the proposed CMD framework is a combination of the intra-level and inter-level multi-instance distillation, computed as

$$\mathcal{L} = (\mathcal{L}_I + \mathcal{L}_R)/2 + \lambda_1(\mathcal{L}_S + \mathcal{L}_T). \quad (16)$$

where  $\lambda$  is a loss weight to balance the impact between the intra- and inter- level multi-instance distillation. Empirically, we set  $\lambda_1=0.1$ . For the theoretical analysis on its advantage over existing image-level SSL learning objectives, please refer to the supplementary material.

Following the convention of recent self-distillation with no labels paradigm (e.g. DINO [12], EsViT [21]), the parameters of teacher net and the student net are updated in an alternative manner. Given a frozen teacher net, the student net is updated by minimizing its full learning objective as

$\theta_s \leftarrow \operatorname{argmin}_{\theta_s} \mathcal{L}(s, t; \theta_s)$ . Instead, the teacher net is updated by using an exponential moving average (EMA) from the weights of the student net, presented as  $\theta_t \leftarrow \lambda \theta_t + (1 - \lambda) \theta_s$ . Here  $\lambda$  is a weight parameter that is parameterized by a cosine schedule, and varies from 0.996 to 1.

By default, both the teacher net and the student net have 2 image-level crops and 8 region-level crops. The image-level crops have a size of  $224 \times 224 \times 3$ , the region-level crops have a size of  $96 \times 96 \times 3$ , and each instance for multiple instance modeling has a size of  $32 \times 32 \times 3$ . Consequently, each image-level crop has 49 instances, and each region-level crop has 9 instances.

Both the teacher net and the student net use the Swin-Tiny backbone [59] as the feature extractor, and the pre-trained weights from ImageNet are used as the initial weights. To train the entire framework, the initial learning rate is  $5 \times 10^{-4}$ , and the weight decay is set 0.05. The AdamW optimizer is utilized and the model training terminates after 300 epochs.

### E. Theoretical Analysis

Overall, SSL uses image-level learning objective, but FGVC requires region-level learning objective to discern tiny discriminative patterns, which easily leads to the *ambiguous gradient* problem. This subsection provides a conceptual and high-level discussion of this problem.

Given a dataset of  $N$  unlabeled samples. After feature extraction, assume each sample is represented by  $\mathbf{x}_1, \mathbf{x}_2, \dots, \mathbf{x}_N$ , where  $i$  is the  $i$ -th samples, and  $\mathbf{x}_i \in \mathbb{R}^{1 \times (w \cdot h \cdot c)}$ . Here  $(w \cdot h \cdot c)$  proportional to the width, height and channel of deep features, and are high dimensional.

For conventional SSL (e.g., SimCLR, MoCo), the learning objective  $\mathcal{L}_{SSL}$  is to minimize the distance between  $\mathbf{x}_i$  and a sample  $\mathbf{x}^+$  of the same category, while at the same time maximize the distance between  $\mathbf{x}_i$  and a sample  $\mathbf{x}^-$  of a different category, given by

$$\mathcal{L}_{SSL} = \sum_i^N (\min \operatorname{Dist}(\mathbf{x}_i, \mathbf{x}^+) + \max \operatorname{Dist}(\mathbf{x}_i, \mathbf{x}^-)), \quad (17)$$

where  $\operatorname{Dist}$  is the distance metric, e.g.,  $l_2$  loss, KL-loss.

For FGVC, still consider the above dataset. The difference is, these  $N$  samples are from the same coarse-category (e.g., dog), and they have much closer distance in the feature space.

The discern between fine-grained categories is to use tiny and subtle feature  $\mathbf{x}_i^1 \in \mathbb{R}^{1 \times (w_1 \cdot h_1 \cdot c)}$  from  $\mathbf{x}_1 \in \mathbb{R}^{1 \times (w \cdot h \cdot c)}$  for categorization, where only a minor  $w_1$  and  $h_1$  from the width and height dimensions are useful, and  $w_1 \cdot h_1 \ll w \cdot h$ . Let we denote the rest feature as  $\mathbf{x}_i^2 \in \mathbb{R}^{1 \times ((w-w_1) \cdot (h-h_1) \cdot c)}$ .

In *image space*, given an  $256 \times 256$  image, the fine-grained patterns may only occupies tens of pixels (e.g., 50). In *feature space*, when both width and height are down-sampled (e.g., into a quarter), the fine-grained patterns  $\mathbf{x}_i^1$  may only occupies a handful of pixels (e.g., 3 pixels), while the overall feature map  $\mathbf{x}_i$  has a size of  $64 \times 64$ . The estimation in *feature space* is  $(w_1 \cdot h_1)/(w \cdot h) \approx 3/(64 \times 64) \approx 7.3 \times 10^{-4}$ .

When using conventional SSL for FGVC, it implements Eq.1 where  $\mathbf{x}_i^1$  has dominant impact. The gradient is:

$$\begin{aligned} \frac{\partial \mathcal{L}_{SSL}}{\partial \mathbf{x}_i} &= \frac{\partial \mathcal{L}_{SSL}}{\partial \mathbf{x}_i^1} \cdot \frac{\partial \mathbf{x}_i^1}{\partial \mathbf{x}_i} \\ &= \frac{\partial(\min \text{Dist}(\mathbf{x}_i, \mathbf{x}^+))}{\partial \mathbf{x}_i^1} \cdot \frac{\partial \mathbf{x}_i^1}{\partial \mathbf{x}_i} \\ &\quad + \frac{\partial(\max \text{Dist}(\mathbf{x}_i, \mathbf{x}^-))}{\partial \mathbf{x}_i^1} \cdot \frac{\partial \mathbf{x}_i^1}{\partial \mathbf{x}_i}, \end{aligned} \quad (18)$$

The dramatic ration  $(w_1 \cdot h_1)/(w \cdot h)$  leads to a constant value in most of the channels when calculating the gradient  $\frac{\partial \mathbf{x}_i^1}{\partial \mathbf{x}_i}$ . In fact, according to the above estimation, only 0.07% channels are informative for fine-grained patterns. It is more likely to cause ambiguous gradient, yielding a less discriminative feature space for FGVC.

In contrast, we formulate each image patch as an instance to better discern fine-grained pattern  $\mathbf{x}_i^1$ . In our proposed CMD, it is not based on the sample-wise learning objective, but instance-wise learning objective, given by:

$$\mathcal{L}_{CMD} = \sum_i^N (\min \text{Dist}(\mathbf{x}_i^1, \mathbf{x}^{1+}) + \max \text{Dist}(\mathbf{x}_i^2, \mathbf{x}^{2-})), \quad (19)$$

Consequently, the impact of fine-grained patterns  $\mathbf{x}_i^1$  is:

$$\frac{\partial \mathcal{L}_{CMD}}{\partial \mathbf{x}_i} = \frac{\partial \min \text{Dist}(\mathbf{x}_i^1, \mathbf{x}^{1+})}{\partial \mathbf{x}_i^1}. \quad (20)$$

The negligible term  $\frac{\partial \mathbf{x}_i^1}{\partial \mathbf{x}_i}$  that leads to *ambiguous gradients* is eliminated in the proposed CMD, which helps learn a more discriminative FGVC feature space. In addition, the calculation of  $\frac{\partial \mathbf{x}_i^1}{\partial \mathbf{x}_i}$  can be specified by the distance function Dist of a specified SSL pipeline.

## V. EXPERIMENTAL ANALYSIS

### A. Dataset & Evaluation Protocols

**CUB-200-2011**<sup>1</sup> is a FGVC dataset that contains 200 bird species. It has 5,994 training samples and 5,794 test samples.

**Stanford Cars**<sup>2</sup> contains 196 fine-grained categories, with 8,144 training samples and 8,041 test samples.

**FGVC Aircraft**<sup>3</sup> contains 102 fine-grained aircraft categories. It has a total number of 6,667 training samples and 3,333 test samples.

For simplicity, these datasets are denoted as CUB, CAR and AIR, respectively. All our experiments follow the default training/testing split of these datasets.

Top-1 accuracy is the commonly-used metric for FGVC. Following [14], the linear probing from the self-supervised representation is evaluated by the top-1 accuracy. On the other hand, the image retrieval setting is also used for evaluation. As a kind of nearest neighbor classification, it helps benchmark whether the pre-text representation learnt by SSL is discriminative for fine-grained categories. Rank-1, Rank-5 and mAP

are reported. Following [14], given the learned features, one image per time is used as the query image to retrieve the rest images in the test set. This operation goes through all the samples in the test set, and the average is reported.

### B. Comparison with Self-supervised Methods

The proposed method is compared with a variety of self-supervised visual representation learning methods (SimCLR [9], BYOL [39], MoCo v2 [11], DINO [12], BarlowTwins [40], SimSiam [10], EsViT [21], VICReg [41]) and a contemporary self-supervised FGVC method LCR [14].

1) *On Linear Probing*: Table I reports the top-1 accuracy of the proposed method and existing self-supervised learning methods. On both CUB and CAR, it leads to a performance gain of 10.14% and 11.13% against the second best-performed method LCR [14], which is a contemporary self-supervised FGVC method. At least more than 20% accuracy gain can be observed when compared with other self-supervised visual representation learning methods. On AIR, it leads to a performance gain of 5.80% against the second best-performed method EsViT [21]. Also, it shows a 8.52% performance gain against LCR [14], and shows at least more than 12% performance gain against other self-supervised visual learning methods. On the other hand, when using ResNet-50 backbone that has inferior feature representation ability than Swin Transformer, the proposed CMD still significantly outperforms all the compared methods on all the three datasets by upto 5.07%.

2) *On Image Retrieval*: Table II reports the image retrieval outcomes of the proposed method, the contemporary LCR [14], two SSL methods (MoCo v2 [11], EsViT [21]) and the fully-supervised ResNet-50. On CUB, the proposed method significantly outperforms all the compared methods, with a 20.19% gain of Rank-1, 13.43% gain of Rank-5 and 6.45% gain of mAP, respectively. Similarly, on AIR, it leads to a performance gain of 9.34% on Rank-1, 6.83% on Rank-5 and 13.18% on mAP, respectively. On Cars, its Rank-1 and Rank-5 are slightly inferior to LCR [14]. However, its mAP metric achieves 16.21%, which is 7.34% higher than LCR [14].

### C. Compared with Other Alternative Solutions

Some localization based self-supervised learning pipelines may also learn fine-grained representation. For a more boarder comparison, these recent self-supervised localization pipelines [14], [43], [44], [45], [46], [47] are also benchmarked on self-supervised FGVC. Table III reports their performance. The proposed method significantly outperforms all the compared methods in terms of the top-1 accuracy on the three benchmarks, superior to the second best-performed method by 8.61%, 8.16% and 8.31%, respectively. Under the image retrieval setting, it outperforms the second best-performed method by 20.52% and 8.72% on CUB and AIR, respectively. On Cars, its Rank-1 metric is slightly inferior to LCR [14] and its two variations, but is still significantly higher than other methods by > 20%. On the other hand, when using the same ResNet-50 backbone, it still outperforms all the compared methods on the top-1 accuracy on all three datasets, and the Rank-1 metric on CUB and AIR.

<sup>1</sup>[https://www.vision.caltech.edu/datasets/cub\\_200\\_2011/](https://www.vision.caltech.edu/datasets/cub_200_2011/)

<sup>2</sup>[https://ai.stanford.edu/~jkruse/cars/car\\_dataset.html](https://ai.stanford.edu/~jkruse/cars/car_dataset.html)

<sup>3</sup><https://www.robots.ox.ac.uk/~vgg/data/fgvc-aircraft/>

TABLE I: Comparison with the other state-of-the-art self-supervised learning frameworks with linear probing Top-1 accuracy (in %), on the CUB, CAR and AIR datasets. By default, the compared results are directly cited from [14]. †: Our implementation by official code and default parameter settings. Parameters (Params., in million) & throughput (im/s) are both of the feature extractor, and are calculated on a NVIDIA V100 GPU with 128 samples per forward. Results marked in **bold** and in **blue** are the best results from all the compared methods and the best results from ResNet-50 backbone.

Method	Proc. & Year	Architectures	Para.	im/s	Linear Top-1 Accuracy		
					CUB	CAR	AIR
Supervised	CVPR2016	ResNet-50	23	1237	81.34	91.02	87.13
	ICCV2021	Swin-Tiny†	28	808	91.09	93.59	93.43
DINO [12]	CVPR2021	ResNet-50	23	1237	16.66	10.51	12.93
Barlow [40]	ICML2021	ResNet-50	23	1237	33.45	31.91	34.77
VICReg [41]	ICLR2022	ResNet-50	23	1237	37.78	30.80	36.00
SimCLR [9]	ICML2020	ResNet-50	23	1237	38.39	49.41	45.22
BYOL [39]	NeurIPS2020	ResNet-50	23	1237	39.27	45.21	37.62
SimSiam [10]	CVPR2021	ResNet-50	23	1237	39.97	58.89	43.06
MAE† [61]	CVPR2022	ResNet-50	23	1237	7.68	12.46	14.85
MoCo v2 [11]	ArXiv2020	ResNet-50	23	1237	68.30	58.43	52.54
BYOL+LCR [14]	CVPR2023	ResNet-50	23	1237	51.20	50.64	45.94
EsViT† [21]	ICLR2022	Swin-Tiny	28	808	61.67	58.25	59.59
LCR [14]	CVPR2023	ResNet-50	23	1237	71.31	60.75	55.87
CMD (Ours)	2024	ResNet-50	23	1237	<b>76.38</b>	<b>65.49</b>	<b>60.21</b>
		Swin-Tiny	28	808	<b>81.45</b>	<b>71.87</b>	<b>64.39</b>

TABLE II: Performance comparison between the proposed method and other methods under the image retrieval setting. Evaluation metrics include Rank-1, Rank-5 and mAP (presented in percentage %). Experiments are conducted on the CUB, CAR and AIR datasets.

Dataset	Method	Architectures	Retrieval		
			Rank-1	Rank-5	mAP
CUB	Supervised	ResNet-50	10.65	29.32	5.09
	MoCo v2 [11]	ResNet-50	17.07	41.46	8.13
	EsViT [21]	Swin-Tiny	44.88	72.83	20.54
	LCR [14]	ResNet-50	49.69	75.23	24.01
	CMD (Ours)	Swin-Tiny	<b>69.88</b>	<b>88.66</b>	<b>30.46</b>
Cars	Supervised	ResNet-50	4.91	16.98	2.34
	MoCo v2 [11]	ResNet-50	10.94	29.57	3.12
	EsViT [21]	Swin-Tiny	23.15	45.97	4.54
	LCR [14]	ResNet-50	<b>34.56</b>	<b>60.75</b>	8.87
	CMD (Ours)	Swin-Tiny	32.66	53.91	<b>16.21</b>
Aircraft	Supervised	ResNet-50	5.16	14.22	2.61
	MoCo v2 [11]	ResNet-50	19.38	39.90	6.30
	EsViT [21]	Swin-Tiny	23.15	45.97	4.54
	LCR [14]	ResNet-50	34.33	61.09	15.43
	CMD (Ours)	Swin-Tiny	<b>43.67</b>	<b>67.92</b>	<b>29.61</b>

#### D. Ablation Studies

1) *On Each Component*: Table IV reports the each component’s impact on the top-1 accuracy for the entire framework. The baseline is a DINO based framework that only has two image-level crops for both student and teacher net, denoted as  $\mathcal{L}_V$ . On top of it, the impact of multi-instance learning (MIL), region-level crops ( $\mathcal{L}_R$ ), inter-level distillation for teacher net ( $\mathcal{L}_T$ ), and inter-level distillation for student net ( $\mathcal{L}_S$ ), are all studied. It can be seen that, the introduce of MIL leads to a performance gain of 4.89%, 5.12% and 3.27% on CUB, CAR, AIR, respectively. The introduce of region-level crops can significantly improve the fine-grained representation, yielding a performance gain of 13.37% and 9.36% on CUB and Cars, respectively. It indicates that the joint learning of image-level and region-level crops, although straight-forward, significantly benefits the fine-grained representation.

On the other hand, the inter-level multi-instance distillation on teacher net (denoted as  $\mathcal{L}_T$ ) leads to a performance gain of 3.74%, 2.45% and 1.20% on CUB, CAR and AIR, respectively, while inter-level multi-instance distillation on student net (denoted as  $\mathcal{L}_S$ ) leads to a performance gain of 15.73%, 8.91% and 3.34% on CUB, CAR and AIR. To better understand the much more significant improvement of  $\mathcal{L}_S$  than  $\mathcal{L}_T$ , an additional t-SNE visualization for the feature space is shown in Fig. 4. The inter-level multi-instance distillation for the student net ( $\mathcal{L}_S$ ) significantly improves the feature separation of fine-grained categories.

2) *On Region-level Crop Number*: By default the region-level crop number for both the teacher net and student net is 8. To extensively investigate the impact of region-level crop number, we test the scenarios when the framework has 2, 4, 6, 8, 10 and 12 region-level crops, and report the results on both CUB and Cars. The results are shown in Fig. 5 (a) and (b), respectively. When the region-level crop numbers are very few, e.g., 2 and 4, the performance of the proposed CMD degrades greatly, e.g., 66.71% and 71.46% on CUB. When the region-level crop number becomes larger, the performance of the proposed CMD becomes more stable, and achieves its maximum on the size of 8.

3) *On Instance Sizes*: By default the instance size is set  $32 \times 32 \times 3$  for the framework. To investigate the robustness of the multi-instance modeling, we systematically test the situation when the instance size is 2, 4, 8, 16 and 32, respectively. Note that the instance size has to be the common divisor of 96 and 224, so that 32 is the max common divisor that the size can reach. The results on CUB and CAR are shown in Fig. 5. When the instance size is 2 or 4, the CMD collapses and does not yield meaningful results. Also, when the instance size is 8, the performance declines to 72.75% and 65.49% on CUB and Cars. These observations can be explained from *Curse of Dimensionality*, as the too-small instance size significantly increases the dimension of feature embedding. In contrast,



TABLE III: Comparison with the alternatives from self-supervised localization with linear probing Top-1 accuracy (in %) and Rank-1 retrieval (in %), on CUB-200-2011, Stanford Cars and FGVC Aircraft. Results marked in **bold** and in **blue** are the best results from all the compared methods and the best results from ResNet-50 backbone. By default, the compared results are directly cited from [14]. '-': Neither report nor with official source code.

Method	Architectures	Linear Top-1 Classification			Rank-1 Retrieval		
		CUB	CAR	AIR	CUB	CAR	AIR
MoCo v2 + Bilinear [14]	ResNet-50	68.44	58.06	53.01	41.27	30.89	30.80
SAM-SSL [43]	ResNet-50	68.59	58.49	52.97	18.38	14.26	21.72
SAM-SSL + Bilinear [14]	ResNet-50	71.56	59.12	55.12	44.20	<b>35.38</b>	32.10
DiLo [44]	ResNet-50 + FPN	64.14	-	-	-	-	-
CVSA [45]	ResNet-50 + BYOL [39]	65.02	-	-	-	-	-
LEWEL [46]	ResNet-50	69.27	59.02	54.33	19.23	12.01	20.67
ContrastiveCrop [47]	ResNet-50	68.82	61.66	54.40	18.71	13.61	20.88
LCR + MultiTask [14]	ResNet-50	72.84	63.71	56.08	49.36	33.55	34.95
CMD (Ours)	ResNet-50	<b>76.38</b>	<b>65.49</b>	<b>60.21</b>	<b>60.08</b>	31.95	<b>39.56</b>
	Swin-Tiny	<b>81.45</b>	<b>71.87</b>	<b>64.39</b>	<b>69.88</b>	32.66	<b>43.67</b>

TABLE IV: Ablation studies on each component. Metric Top-1 accuracy (in %) on CUB, CAR and AIR.

Component					Linear Top-1 Accuracy		
$\mathcal{L}_V$	$MIL$	$\mathcal{L}_R$	$\mathcal{L}_T$	$\mathcal{L}_S$	CUB	CAR	AIR
✓					43.72	46.03	50.68
✓	✓				48.61	51.15	53.95
✓	✓	✓			61.98	60.51	59.85
✓	✓	✓	✓		65.72	62.96	61.05
✓	✓	✓	✓	✓	<b>81.45</b>	<b>71.87</b>	<b>64.39</b>

TABLE V: Ablation studies on the label proportions of CMD and other methods on CUB and AIR.

Dataset	Method	label proportion		
		100%	50%	20%
CUB	ResNet-50	68.17	58.99	46.54
	MoCo v2 [11]	68.30	60.96	46.91
	LCR [14]	71.31	66.52	55.33
	CMD (Ours)	<b>81.45</b>	<b>76.44</b>	<b>63.70</b>
		<b>+10.14</b>	<b>+9.92</b>	<b>+8.37</b>
AIR	ResNet-50	47.38	37.83	28.20
	MoCo v2 [11]	52.54	45.52	35.17
	LCR [14]	55.87	48.22	38.55
	CMD (Ours)	<b>64.39</b>	<b>55.56</b>	<b>41.74</b>
		<b>+8.52</b>	<b>+7.34</b>	<b>+3.19</b>

TABLE VI: Impact of  $\lambda_1$  on linear probing of the proposed CMD. Top-1 accuracy is presented in (%). Experiments conducted on CUB.

$\lambda_1$	10	1	0.1	0.01	0.001
top-1 acc.	78.03	80.82	81.45	81.36	79.25

when the instance size is larger, *e.g.*, 16 or 32, the performance of CMD becomes stable owing to the proper size of feature embedding.

4) *On Different Label Proportions:* When training the linear classifier, the number of training samples significantly impacts the performance. Table V reports the performance of the proposed method and the contemporary LCR [14], a self-supervised visual representation method MoCo v2 [11] and the fully-supervised ResNet-50. On CUB, when the label proportion is 100%, 50% and 20%, the proposed method shows a performance gain of 10.14%, 9.92% and 8.37% against the

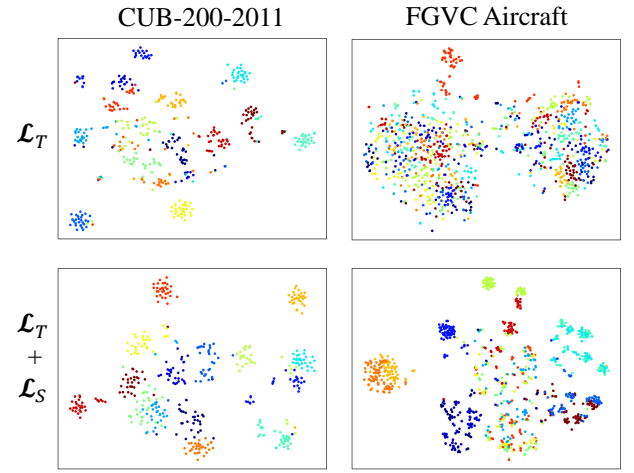


Fig. 4: T-SNE visualization of the features space when only implementing inter-level multi-instance distillation on teacher net ( $\mathcal{L}_T$ ) and on both teacher and student net ( $\mathcal{L}_T + \mathcal{L}_S$ ).

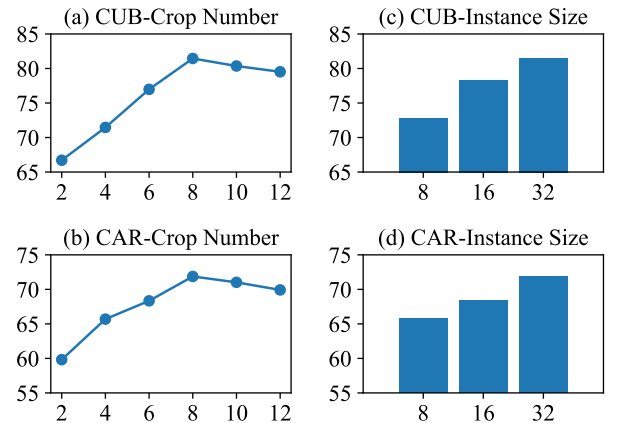


Fig. 5: Ablation studies on region-level crop number ((a) on CUB and (b) on CAR) and instance size ((c) on CUB and (d) on CAR).

second best-performed method. On AIR, the performance gain against the second best-performed method is 8.52%, 7.34%



Fig. 6: Fine-grained patterns are properly activated by the proposed CMD. Following existing FGVC [22], [23], [24], [25], [26], the last-layer feature from the backbone is visualized by GradCAM.




Fig. 7: By the formulation of multiple instance learning, the key instances (in red rectangular) in both region-level and image-level crops are properly activated.

and 3.19%, under the proportion of 100%, 50% and 20%, respectively.

#### E. Sensitivity Analysis of $\lambda_1$

The learning objective of the proposed CMD is dependent on the  $\lambda_1$  value in Eq. 16. As reported in Table. VI, we test the settings when  $\lambda_1$  takes value from  $\{10, 1, 0.1, 0.01, 0.001\}$  on the CUB-200-2011 dataset, and observe a top-1 accuracy (in percentage %) of  $\{78.03, 80.82, 81.45, 81.36, 79.25\}$ .

The results indicate that, a too small  $\lambda_1$  can reduce the impact of Inter-level Multi-instance Distillation ( $\mathcal{L}_S$  and  $\mathcal{L}_T$ ), while a too large  $\lambda_1$  can overwhelm the impact of Intra-level

Multi-instance Distillation ( $\mathcal{L}_I$  and  $\mathcal{L}_R$ ). Therefore, we choose a trade-off value 0.1 for  $\lambda_1$ .

#### F. Generalization on Different Backbones

Apart from the use of Swin-Tiny and ResNet-50 backbone in the main submission, we further test the generalization ability of the proposed CMD on other CNN and ViT backbones, including ResNet-101 [62], Convolutional vision Transformer (CvT) [63], Vision Longformer (ViL) [64] and Swin-Small [59].

The experiments are conducted on FGVC Aircraft dataset, and the results are shown in Tab. VII. The proposed CMD,

TABLE VII: Generalization of the proposed CMD on different backbones. Top-1 accuracy is presented in (%). Experiments conducted on AIR.

	Res-50	Res-101	CvT	ViL	Swin-T	Swin-S
acc.	60.21	61.58	58.71	62.18	64.39	66.25

after linear probing, achieves a top-1 accuracy of 60.21%, 61.58%, 58.71%, 62.18%, 64.39% and 66.25% on the backbone of ResNet-50, ResNet-101, CvT, ViL, Swin-Tiny and Swin-Small, respectively. Generally, the proposed CMD shows a good generalization on a variety of CNN and ViT based backbones.

### G. Visualization

1) *On Fine-grained Patterns*: Fig. 6 provides some visualization on the learnt fine-grained patterns from the proposed CMD on CUB, AIR and CAR. It can highlight the key local patterns that discern each fine-grained category from the other object categories of the same coarse-grained category, the same as what existing fully-supervised FGVC methods do [22], [23], [24], [25], [26].

2) *On Activated Instances*: Fig. 7 shows the activated instances by the proposed CMD on both image-level and region-level crops, both of which are formulated as *bag*. These instances are located on the regions of the objects that help discriminate them from other fine-grained categories.

## VI. CONCLUSION

Self-supervised FGVC is an emerging topic. In this paper, we propose a simple, straight-forward but effective method **Cross-level Multi-instance Distillation (CMD)**. It uses the multiple instance formulation to model the relation between image patches and fine-grained semantics. Both intra-level and inter-level multi-instance distillation are proposed to learn the informative patches that relate to the fine-grained semantics. Extensive experiments on three publicly available FGVC benchmarks show it significantly outperforms the state-of-the-art SSL methods and the contemporary self-supervised FGVC method LCR.

The proposed CMD has the potential for large-scale pre-training on huge amount of unlabeled fine-grained images. In the future, we would like to explore its representation ability on other fine-grained visual tasks.

## APPENDIX

The pseudo code of the proposed CMD is given in Algorithm ???. The four learning objective functions for both inter-level and intra-level multi-instance distillation are easy to be implemented and integrated into the existing Self Distillation with No Labels (DINO) pipelines, *e.g.*, DINO[12], EsViT [21].

## REFERENCES

[1] J. Han, X. Yao, G. Cheng, X. Feng, and D. Xu, "P-cnn: Part-based convolutional neural networks for fine-grained visual categorization," *IEEE transactions on pattern analysis and machine intelligence*, vol. 44, no. 2, pp. 579–590, 2022.

[2] H. Wang, J. Liao, T. Cheng, Z. Gao, H. Liu, B. Ren, X. Bai, and W. Liu, "Knowledge mining with scene text for fine-grained recognition," in *Proceedings of the IEEE/CVF Conference on Computer Vision and Pattern Recognition*, 2022, pp. 4624–4633.

[3] W. Luo, X. Yang, X. Mo, Y. Lu, L. S. Davis, J. Li, J. Yang, and S.-N. Lim, "Cross-x learning for fine-grained visual categorization," in *Proceedings of the IEEE/CVF International Conference on Computer Vision*, 2019, pp. 8242–8251.

[4] W. Ge, X. Lin, and Y. Yu, "Weakly supervised complementary parts models for fine-grained image classification from the bottom up," in *Proceedings of the IEEE/CVF Conference on Computer Vision and Pattern Recognition*, 2019, pp. 3034–3043.

[5] Y. Song, N. Sebe, and W. Wang, "On the eigenvalues of global covariance pooling for fine-grained visual recognition," *IEEE Transactions on Pattern Analysis and Machine Intelligence*, vol. 45, no. 3, pp. 3554–3566, 2023.

[6] X.-S. Wei, Y.-Z. Song, O. M. Aodha, J. Wu, Y. Peng, J. Tang, J. Yang, and S. Belongie, "Fine-grained image analysis with deep learning: A survey," *IEEE Transactions on Pattern Analysis and Machine Intelligence*, vol. 44, no. 12, pp. 8927–8948, 2022.

[7] Q. Bi, S. You, and T. Gevers, "Interactive learning of intrinsic and extrinsic properties for all-day semantic segmentation," *IEEE Transactions on Image Processing*, 2023.

[8] J. Pan, Q. Bi, Y. Yang, P. Zhu, and C. Bian, "Label-efficient hybrid-supervised learning for medical image segmentation," in *Proceedings of the AAAI Conference on Artificial Intelligence*, vol. 36, no. 2, 2022, pp. 2026–2034.

[9] T. Chen, S. Kornblith, M. Norouzi, and G. Hinton, "A simple framework for contrastive learning of visual representations," in *International conference on machine learning*, 2020, pp. 1597–1607.

[10] X. Chen and K. He, "Exploring simple siamese representation learning," in *Proceedings of the IEEE/CVF conference on computer vision and pattern recognition*, 2021, pp. 15 750–15 758.

[11] X. Chen, H. Fan, R. Girshick, and K. He, "Improved baselines with momentum contrastive learning," *arXiv preprint arXiv:2003.04297*.

[12] M. Caron, H. Touvron, I. Misra, H. Jégou, J. Mairal, P. Bojanowski, and A. Joulin, "Emerging properties in self-supervised vision transformers," in *Proceedings of the IEEE/CVF international conference on computer vision*, 2021, pp. 9650–9660.

[13] E. Cole, X. Yang, K. Wilber, O. Mac Aodha, and S. Belongie, "When does contrastive visual representation learning work?" in *Proceedings of the IEEE/CVF Conference on Computer Vision and Pattern Recognition*, 2022, pp. 14 755–14 764.

[14] Y. Shu, A. van den Hengel, and L. Liu, "Learning common rationale to improve self-supervised representation for fine-grained visual recognition problems," in *Proceedings of the IEEE/CVF Conference on Computer Vision and Pattern Recognition*, 2023, pp. 11 392–11 401.

[15] X.-S. Wei, H.-J. Ye, X. Mu, J. Wu, C. Shen, and Z.-H. Zhou, "Multi-instance learning with emerging novel class," *IEEE Transactions on Knowledge and Data Engineering*, vol. 33, no. 5, pp. 2109–2120, 2019.

[16] M. Ilse, J. Tomczak, and M. Welling, "Attention-based deep multiple instance learning," in *International conference on machine learning*, 2018, pp. 2127–2136.

[17] X. Wang, Y. Yan, P. Tang, X. Bai, and W. Liu, "Revisiting multiple instance neural networks," *Pattern Recognition*, vol. 74, pp. 15–24, 2018.

[18] X. Wang, B. Wang, X. Bai, W. Liu, and Z. Tu, "Max-margin multiple-instance dictionary learning," in *International conference on machine learning*, 2013, pp. 846–854.

[19] X. Wang, Z. Zhu, C. Yao, and X. Bai, "Relaxed multiple-instance svm with application to object discovery," in *Proceedings of the IEEE International Conference on Computer Vision*, 2015, pp. 1224–1232.

[20] P. Tang, X. Wang, X. Bai, and W. Liu, "Multiple instance detection network with online instance classifier refinement," in *Proceedings of the IEEE conference on computer vision and pattern recognition*, 2017, pp. 2843–2851.

[21] C. Li, J. Yang, P. Zhang, M. Gao, B. Xiao, X. Dai, L. Yuan, and J. Gao, "Efficient self-supervised vision transformers for representation learning," in *International Conference on Learning Representations*, 2022.

[22] L. Zhang, S. Huang, W. Liu, and D. Tao, "Learning a mixture of granularity-specific experts for fine-grained categorization," in *Proceedings of the IEEE/CVF International Conference on Computer Vision*, 2019, pp. 8331–8340.

[23] H. Touvron, A. Vedaldi, M. Douze, and H. Jégou, "Fixing the train-test resolution discrepancy," in *Advances in neural information processing systems*, vol. 32, 2019.



- [24] R. Ji, L. Wen, L. Zhang, D. Du, Y. Wu, C. Zhao, X. Liu, and F. Huang, "Attention convolutional binary neural tree for fine-grained visual categorization," in *Proceedings of the IEEE/CVF Conference on Computer Vision and Pattern Recognition*, 2020, pp. 10468–10477.
- [25] R. Du, D. Chang, A. K. Bhunia, J. Xie, Z. Ma, Y.-Z. Song, and J. Guo, "Fine-grained visual classification via progressive multi-granularity training of jigsaw patches," in *European Conference on Computer Vision*, 2020, pp. 153–168.
- [26] Y. Zhao, J. Li, X. Chen, and Y. Tian, "Part-guided relational transformers for fine-grained visual recognition," *IEEE Transactions on Image Processing*, vol. 30, pp. 9470–9481, 2021.
- [27] A. Dubey, O. Gupta, P. Guo, R. Raskar, R. Farrell, and N. Naik, "Pairwise confusion for fine-grained visual classification," in *European conference on computer vision*, 2018, pp. 70–86.
- [28] D. Chang, Y. Tong, R. Du, T. Hospedales, Y.-Z. Song, and Z. Ma, "An erudite fine-grained visual classification model," in *Proceedings of the IEEE/CVF Conference on Computer Vision and Pattern Recognition*, 2023, pp. 7268–7277.
- [29] Y. Hu, X. Jin, Y. Zhang, H. Hong, J. Zhang, Y. He, and H. Xue, "Rams-trans: Recurrent attention multi-scale transformer for fine-grained image recognition," in *Proceedings of the 29th ACM International Conference on Multimedia*, 2021, pp. 4239–4248.
- [30] J. He, J.-N. Chen, S. Liu, A. Kortylewski, C. Yang, Y. Bai, C. Wang, and A. Yuille, "Transfg: A transformer architecture for fine-grained recognition," in *Proceedings of the AAAI Conference on Artificial Intelligence*, 2022, pp. 2026–2034.
- [31] Y. Gao, X. Han, X. Wang, W. Huang, and M. Scott, "Channel interaction networks for fine-grained image categorization," in *Proceedings of the AAAI Conference on Artificial Intelligence*, vol. 34, no. 07, 2020, pp. 10818–10825.
- [32] P. Zhuang, Y. Wang, and Y. Qiao, "Learning attentive pairwise interaction for fine-grained classification," in *Proceedings of the AAAI Conference on Artificial Intelligence*, vol. 34, no. 07, 2020, pp. 13130–13137.
- [33] A. Behera, Z. Wharton, P. Hewage, and A. Bera, "Context-aware attentional pooling (cap) for fine-grained visual classification," in *Proceedings of the AAAI Conference on Artificial Intelligence*, 2021, pp. 929–937.
- [34] Y. Rao, G. Chen, J. Lu, and J. Zhou, "Counterfactual attention learning for fine-grained visual categorization and re-identification," in *Proceedings of the IEEE/CVF International Conference on Computer Vision*, 2021, pp. 1025–1034.
- [35] H. Zhu, W. Ke, D. Li, J. Liu, L. Tian, and Y. Shan, "Dual cross-attention learning for fine-grained visual categorization and object re-identification," in *Proceedings of the IEEE/CVF Conference on Computer Vision and Pattern Recognition*, 2022, pp. 4692–4702.
- [36] X.-S. Wei, Y. Shen, X. Sun, H.-J. Ye, and J. Yang, "A2-net: Learning attribute-aware hash codes for large-scale fine-grained image retrieval," *Advances in Neural Information Processing Systems*, vol. 34, pp. 5720–5730, 2021.
- [37] Y. Shen, X. Sun, X.-S. Wei, Q.-Y. Jiang, and J. Yang, "Semicon: A learning-to-hash solution for large-scale fine-grained image retrieval," in *European Conference on Computer Vision*, 2022, pp. 531–548.
- [38] L. Yang, X. Li, R. Song, B. Zhao, J. Tao, S. Zhou, J. Liang, and J. Yang, "Dynamic mlp for fine-grained image classification by leveraging geographical and temporal information," in *Proceedings of the IEEE/CVF Conference on Computer Vision and Pattern Recognition*, 2022, pp. 10945–10954.
- [39] J.-B. Grill, F. Strub, F. Altché, C. Tallec, P. Richemond, E. Buchatskaya, C. Doersch, B. Avila Pires, Z. Guo, M. Gheshlaghi Azar *et al.*, "Bootstrap your own latent-a new approach to self-supervised learning," *Advances in neural information processing systems*, vol. 33, pp. 21271–21284, 2020.
- [40] J. Zbontar, L. Jing, I. Misra, Y. LeCun, and S. Deny, "Barlow twins: Self-supervised learning via redundancy reduction," in *International Conference on Machine Learning*, 2021, pp. 12310–12320.
- [41] A. Bardes, J. Ponce, and Y. Lecun, "Vireg: Variance-invariance-covariance regularization for self-supervised learning," in *International Conference on Learning Representations*, 2022.
- [42] S. Kim, S. Bae, and S.-Y. Yun, "Coreset sampling from open-set for fine-grained self-supervised learning," in *Proceedings of the IEEE/CVF Conference on Computer Vision and Pattern Recognition*, 2023, pp. 7537–7547.
- [43] Y. Shu, B. Yu, H. Xu, and L. Liu, "Improving fine-grained visual recognition in low data regimes via self-boosting attention mechanism," in *European Conference of Computer Vision*, 2022, pp. 449–465.
- [44] N. Zhao, Z. Wu, R. W. Lau, and S. Lin, "Distilling localization for self-supervised representation learning," in *Proceedings of the AAAI Conference on Artificial Intelligence*, vol. 35, no. 12, 2021, pp. 10990–10998.
- [45] D. Wu, S. Li, Z. Zang, K. Wang, L. Shang, B. Sun, H. Li, and S. Z. Li, "Align yourself: Self-supervised pre-training for fine-grained recognition via saliency alignment," *arXiv preprint arXiv:2106.15788*, 2021.
- [46] L. Huang, S. You, M. Zheng, F. Wang, C. Qian, and T. Yamasaki, "Learning where to learn in cross-view self-supervised learning," in *Proceedings of the IEEE/CVF Conference on Computer Vision and Pattern Recognition*, 2022, pp. 14451–14460.
- [47] X. Peng, K. Wang, Z. Zhu, M. Wang, and Y. You, "Crafting better contrastive views for siamese representation learning," in *Proceedings of the IEEE/CVF Conference on Computer Vision and Pattern Recognition*, 2022, pp. 16031–16040.
- [48] Y. Yan, X. Wang, X. Guo, J. Fang, W. Liu, and J. Huang, "Deep multi-instance learning with dynamic pooling," in *Asian Conference on Machine Learning*, 2018, pp. 662–677.
- [49] Q. Bi, K. Qin, H. Zhang, and G.-S. Xia, "Local semantic enhanced convnet for aerial scene recognition," *IEEE Transactions on Image Processing*, vol. 30, pp. 6498–6511, 2021.
- [50] S. Yu, K. Ma, Q. Bi, C. Bian, M. Ning, N. He, Y. Li, H. Liu, and Y. Zheng, "Mil-vt: Multiple instance learning enhanced vision transformer for fundus image classification," in *Medical Image Computing and Computer Assisted Intervention*, 2021, pp. 45–54.
- [51] X. Wang, Y. Yan, P. Tang, W. Liu, and X. Guo, "Bag similarity network for deep multi-instance learning," *Information Sciences*, vol. 504, pp. 578–588, 2019.
- [52] R. Zhang, Q. Zhang, Y. Liu, H. Xin, Y. Liu, and X. Wang, "Multi-level multiple instance learning with transformer for whole slide image classification," *arXiv preprint arXiv:2306.05029*, 2023.
- [53] Q. Bi, K. Qin, Z. Li, H. Zhang, K. Xu, and G.-S. Xia, "A multiple-instance densely-connected convnet for aerial scene classification," *IEEE Transactions on Image Processing*, vol. 29, pp. 4911–4926, 2020.
- [54] Q. Bi, B. Zhou, K. Qin, Q. Ye, and G.-S. Xia, "All grains, one scheme (agos): Learning multigrain instance representation for aerial scene classification," *IEEE Transactions on Geoscience and Remote Sensing*, vol. 60, pp. 1–17, 2022.
- [55] P. Tang, X. Wang, Z. Huang, X. Bai, and W. Liu, "Deep patch learning for weakly supervised object classification and discovery," *Pattern Recognition*, vol. 71, pp. 446–459, 2017.
- [56] T. Cheng, X. Wang, S. Chen, W. Zhang, Q. Zhang, C. Huang, Z. Zhang, and W. Liu, "Sparse instance activation for real-time instance segmentation," in *Proceedings of the IEEE/CVF Conference on Computer Vision and Pattern Recognition*, 2022, pp. 4433–4442.
- [57] M. Zaheer, S. Kottur, S. Ravanbakhsh, B. Poczos, R. R. Salakhutdinov, and A. J. Smola, "Deep sets," *Advances in neural information processing systems*, vol. 30, 2017.
- [58] P. Tang, X. Wang, B. Feng, and W. Liu, "Learning multi-instance deep discriminative patterns for image classification," *IEEE transactions on image processing*, vol. 26, no. 7, pp. 3385–3396, 2016.
- [59] Z. Liu, Y. Lin, Y. Cao, H. Hu, Y. Wei, Z. Zhang, S. Lin, and B. Guo, "Swin transformer: Hierarchical vision transformer using shifted windows," in *Proceedings of the IEEE/CVF International Conference on Computer Vision*, 2021, pp. 10012–10022.
- [60] P. Hall, "On kullback-leibler loss and density estimation," *The Annals of Statistics*, pp. 1491–1519, 1987.
- [61] K. He, X. Chen, S. Xie, Y. Li, P. Dollár, and R. Girshick, "Masked autoencoders are scalable vision learners," in *Proceedings of the IEEE/CVF Conference on Computer Vision and Pattern Recognition*, 2022, pp. 16000–16009.
- [62] K. He, X. Zhang, S. Ren, and J. Sun, "Deep residual learning for image recognition," in *Proceedings of the IEEE conference on computer vision and pattern recognition*, 2016, pp. 770–778.
- [63] H. Wu, B. Xiao, N. Codella, M. Liu, X. Dai, L. Yuan, and L. Zhang, "Cvt: Introducing convolutions to vision transformers," in *Proceedings of the IEEE/CVF International Conference on Computer Vision*, 2021, pp. 22–31.
- [64] P. Zhang, X. Dai, J. Yang, B. Xiao, L. Yuan, L. Zhang, and J. Gao, "Multi-scale vision longformer: A new vision transformer for high-resolution image encoding," in *Proceedings of the IEEE/CVF international conference on computer vision*, 2021, pp. 2998–3008.