

# File System Aging

Alex Conway<sup>1,2</sup>, Ainesh Bakshi<sup>3</sup>, Arghya Bhattacharya<sup>4</sup>, Rory Bennett<sup>4</sup>, Yizheng Jiao<sup>5</sup>, Eric Knorr<sup>6</sup>, Yang Zhan<sup>7</sup>, Michael A. Bender<sup>4</sup>, William Jannen<sup>8</sup>, Rob Johnson<sup>2</sup>, Bradley C. Kuszmaul<sup>9</sup>, Donald E. Porter<sup>5</sup>, Jun Yuan<sup>10</sup>, and Martin Farach-Colton<sup>11</sup>

<sup>1</sup>Cornell Tech

<sup>2</sup>VMware Research

<sup>3</sup>Carnegie Mellon University

<sup>4</sup>Stony Brook University

<sup>5</sup>University of North Carolina at Chapel Hill

<sup>6</sup>Harvard University

<sup>7</sup>Huawei

<sup>8</sup>Williams College

<sup>9</sup>Google

<sup>10</sup>Data Dog

<sup>11</sup>Rutgers University

January 18, 2024

## Abstract

File systems must allocate space for files without knowing what will be added or removed in the future. Over the life of a file system, this may cause suboptimal file placement decisions that eventually lead to slower performance, or *aging*. Traditional file systems employ heuristics, such as colocating related files and data blocks, to avoid aging, and many file system implementors treat aging as a solved problem in the common case, but it is believed that when a storage device fills up, space pressure exacerbates fragmentation-based aging.

However, this article describes both realistic and synthetic workloads that can cause these heuristics to fail, inducing large performance declines due to aging even when the storage device is nearly empty. For example, on ext4 and ZFS, a few thousand git pull operations can reduce read performance by a factor of 2, and performing 10000 pulls can reduce performance by up to a factor of 8. We further present microbenchmarks demonstrating that common placement strategies are extremely sensitive to file-creation order; varying the creation order of a few thousand small files in a real-world directory structure can slow down reads by 2–10× on hard disks, depending on the file system.

We argue that these slowdowns are caused by poor layout. We demonstrate a correlation between the read performance of a directory scan and the locality within a file system’s access patterns, using a *dynamic layout score*.

We complement these results with microbenchmarks that show that space pressure can cause a substantial amount of inter-file and intra-file fragmentation. However, on a “real-world” application benchmark, space pressure causes fragmentation that slows subsequent reads by only 20% on ext4, relative to the amount of fragmentation that would occur on a file system with abundant space. The other file systems show negligible additional degradation under space pressure.

Our results suggest that the effect of free-space fragmentation on read performance is best described as accelerating the file system aging process. The effect on write performance is non-existent in some cases, and, in most cases, an order of magnitude smaller than the read degradation from fragmentation caused by normal usage.

In short, many file systems are exquisitely prone to read aging after a variety of write patterns. We show, however, that aging is not inevitable. BetrFS, a file system based on write-optimized dictionaries, exhibits almost no aging in our experiments. BetrFS typically outperforms the other file systems in our benchmarks; aged BetrFS even outperforms the unaged versions of these file systems, excepting Btrfs. We present a framework for understanding and predicting aging, and identify the key features of BetrFS that avoid aging.

## 1 Introduction

File systems tend to slow over time, or *age*, as they become increasingly fragmented as files are created, deleted, moved, appended to, and truncated [36, 27].

Fragmentation occurs when logically contiguous file blocks—either from a large file or from small files in the same directory—become scattered on disk. Reading these files requires additional seeks, and on hard drives, a few seeks can have an outsized effect on performance. For example, if a file system places a 100MiB file in 200 disjoint pieces (i.e., 200 seeks) on a disk with 100MiB/s bandwidth and 5ms seek time, reading the data will take twice as long as reading it in an ideal layout (i.e., one seek). Even on SSDs, which do not perform mechanical seeks, a decline in logical block locality can harm performance [28].

The state of the art in mitigating file system *aging* applies best-effort heuristics at allocation time to prevent fragmentation. For example, file systems attempt to place related files close together on disk while also leaving empty space for future files [27, 9, 40, 26]. In addition, some file systems (including ext4, XFS, Btrfs, and F2FS, among those tested in this article) attempt to reverse aging by including defragmentation tools that reorganize files and file blocks into contiguous regions.

Over the past two decades, there have been differing opinions about the significance of aging. The seminal work of Smith and Seltzer [36] showed that file systems age under realistic workloads, and this aging affects performance. On the other hand, there is a widely held view in the developer community that

aging is a solved problem in production file systems unless, perhaps, the device is nearly full. For example, the Linux System Administrator’s Guide [41] says:

Modern Linux file systems keep fragmentation at a minimum by keeping all blocks in a file close together, even if they can’t be stored in consecutive sectors. Some file systems, like ext3, effectively allocate the free block that is nearest to other blocks in a file. Therefore it is not necessary to worry about fragmentation in a Linux system.

There have also been changes in storage technology and file-system design that could substantially affect aging. For example, a back-of-the-envelope analysis suggests that aging should get worse as rotating disks get bigger, as seek times have been relatively stable, but bandwidth grows (approximately) as the square root of the capacity. Consider the same level of fragmentation as the above example, but on a new, faster disk with 600MiB/s bandwidth but still a 5ms seek time. Then the 200 seeks would introduce a four-fold slowdown rather than a two-fold slowdown. Thus, we expect fragmentation to become an increasingly significant problem as the gap between random IO and sequential IO grows.

As for SSDs, there is a widespread belief that fragmentation is not an issue. For example, PCWorld measured the performance gains from defragmenting an NTFS file system[15], and concluded that, “From my limited tests, I’m firmly convinced that the tiny difference that even the best SSD defragger makes is not worth reducing the life span of your SSD.” Furthermore, SSD performance is more nuanced as SSDs have additional storage for over-provisioning, which helps to improve SSD performance and prolong SSD lifetime.

In this article, we revisit the issue of file-system aging in light of changes in storage hardware, file-system design, and data-structure theory. We make several contributions:

1. We give a simple, fast, and portable method for aging file systems.
2. We show that fragmentation over time (i.e., aging) is a first-order performance concern, and that this is true even on modern hardware, such as SSDs, even on modern file systems, and even when the storage device is nearly empty.
3. We demonstrate a synthetic benchmark designed to stress the worst-case full-disk behavior of the file system. We show that although this benchmark can create more substantial aging on full disks than when there is no space pressure, the effect is modest on SSDs and substantially lower on HDDs, even on HDDs facing space pressure under some “real-world” aging benchmarks.
4. Furthermore, we show that aging is not inevitable. We present several techniques for avoiding aging. We show that BetrFS [14, 16, 17, 42, 43, 44, 47, 46, 45], a research prototype that includes several of these design techniques, is much more resistant to aging than the other file systems we tested, at least when the device is not full. In fact, BetrFS essentially did not age in our experiments on non-full disks, establishing that, aging is a solvable problem

when disks are not full. In the near-full-disk setting, BetrFS was unable to complete the test suite because it became unstable. It remains an open question whether BetrFS or other file systems can avoid aging under near-full-disk conditions.

**Results.** We use realistic application workloads to age—or degrade performance by inducing fragmentation—five widely-used file systems—Btrfs [33], ext4 [9, 40, 26], F2FS [24], XFS [37], and ZFS [8]—as well as the BetrFS research file system. One workload ages the file system by performing successive git checkouts of the Linux kernel’s source code repository, emulating the aging that a developer might experience on their workstation. A second workload ages the file system by running a mail-server benchmark, emulating aging over the continued use of a server.

We evaluate the impact of aging as follows. We periodically stop the aging workload and measure the overall read throughput of the file system—more significant fragmentation will result in slower read throughput. To isolate the impact of aging, as opposed to performance degradation due to changes in, say, the distribution of file sizes, we then copy the file system onto a fresh partition, essentially producing a defragmented or “unaged” version of the file system, and we perform the same read throughput measurement. We treat the differences in read throughput between the aged and unaged copies as the result of aging. Note that, using this methodology, we focus exclusively on the performance impacts that aging induces on read operations.

Our application benchmarks show that:

- All the production file systems age on both hard disk drives (HDDs) and SSDs. For example, under our git workload, we observe over  $62\times$  slowdowns on HDDs and  $2\text{--}6\times$  slowdowns on SSDs. Similarly, under our mail-server workload, we observe  $3\text{--}10\times$  slowdowns on HDDs due to aging.
- Aging can happen quickly. For example, ext4 shows over a  $2\times$  slowdown after 1200 git pulls; Btrfs and ZFS slow down similarly after 1300 and 1600 pulls, respectively.
- BetrFS exhibits essentially no aging for a few thousand git pulls. Other than Btrfs, BetrFS’s aged performance is close to the other file systems’ unaged performance on almost all benchmarks.
- The costs of aging can be staggering in concrete terms. For example, at the end of our git workload on an HDD, all five production file systems took over 4 minutes to sequentially scan through 5GiB of data. F2FS took over 50 minutes and ZFS over 60 minutes; BetrFS, on the other hand, took less than a minute.

We also performed several microbenchmarks to tease out specific causes of aging, and we found that performance in the production file systems was sensitive to numerous factors:

- If only 10% of files are created out of order relative to the directory structure (and therefore relative to a depth-first search of the directory tree) on HDDs, only Btrfs achieves a scan throughput of 75MiB/s, whereas ext4, F2FS, XFS, and ZFS achieve a scan throughput of only 19–40MiB/s. If the files are copied completely out of order, then of these, only XFS achieves 23MiB/s, whereas ext4, F2FS, and ZFS have a throughput of 6–9MiB/s. These slowdowns are not inevitable; BetrFS throughput is 143MiB/s when files are copied in order, and it maintains a throughput of roughly 140MiB/s when 10% of files are copied out of order. Yet, when files are copied completely out of order, BetrFS performance degrades to 13MiB/s.
- If an application writes to a file in small chunks, then the file’s blocks can end up scattered on disk, harming performance when reading the file back. For example, in a benchmark that performs one hundred rounds of small appends to one hundred files on an HDD, XFS and ZFS realize 31–40× lower read throughput than the baseline—when all files were written sequentially, one whole file at a time. F2FS ages by a factor of 11. Ext4 and Btrfs are more stable but eventually age by a factor of 1.5. BetrFS throughput remains stable at one-third of the disk’s raw bandwidth throughout the test.
- Disk fullness can amplify the read-throughput degradation caused by aging workloads, although the impact of disk fullness is more pronounced on HDDs than on SSDs. We find that, on an HDD, a synthetic fragmentation benchmark ages ext4 far worse on a full disk than on a nearly empty one. For the other file systems, having a full disk roughly doubles the read-throughput degradation. On SSDs, disk fullness has a modest effect on the read throughput degradation caused by the synthetic benchmark (typically less than 20%), except on Btrfs. Disk fullness amplifies the read-throughput degradation caused by a git-based application benchmark on ext4 by 20% compared to an initially empty HDD. However, disk fullness has a negligible impact on the read-throughput degradation induced by the same git-based benchmark on Btrfs and XFS on HDD, as well as for all file systems on SSD.

## 2 A Framework for Aging

Because block devices can more efficiently access nearby disk addresses, the relative proximity of related blocks directly affects a file system’s performance. **Fragmentation** occurs when logically related blocks become scattered. We categorize fragmentation by block type and their relationships:

- **Intrafile fragmentation:** fragmentation among a single file’s allocated blocks.
- **Interfile fragmentation:** fragmentation among the allocated blocks of small files that are in the same directory.
- **Free-space fragmentation:** fragmentation among unallocated disk blocks.

The first two types of fragmentation directly impact the read performance of a file system and therefore induce *read aging*. When reading logically sequential data, fragmented blocks will incur non-sequential reads, which on most modern storage hardware are considerably slower than sequential reads.

The impacts of free-space fragmentation on file system performance are more nuanced, and thus we consider free-space fragmentation separately. First, free-space fragmentation can affect read performance, but its impacts are indirect and already captured in the first two types of fragmentation. To see why, consider a set of unallocated (free) blocks. For these free blocks to be fragmented, they must be interspersed with allocated blocks, and the immediate impact of such interspersing is captured in our measures of inter- and intra-file fragmentation. However, free space is where newly allocated blocks are drawn from, so some amount of free space is necessary for file systems to maintain locality as files and directories grow in size. Thus, without appropriate free space fragmentation, *future* allocations will introduce inter- and intra-file fragmentation and therefore lead to read aging. These nuances are discussed further in Section 2.3.

The above discussion hints at an important distinction between the related notions of fragmentation and aging. Although we can quantify fragmentation at any point in time, aging is a dynamic process induced by a sequence of file system operations over time; the degree to which fragmentation worsens as a file system evolves determines the degree to which a file system ages. Hence, to understand a file system’s aging profile, we must treat the aging process as a path—where every file system operation produces a new point (a static file system state) on that path.

Now that we’ve categorized fragmentation along these three axes, the rest of this section will provide a framework for quantifying the degree of aging that we observe.

## 2.1 Natural Transfer Size

Our aging model is based on the observation that storage device bandwidth is typically maximized when IOs are large; that is, sequential IOs are faster than random IOs. We abstract away from hardware particulars by defining the *natural transfer size* (NTS) to be the minimum amount of sequential data that must be transferred per IO in order to obtain some fixed fraction of maximum throughput, say 50% or 90%. IOs that exceed a device’s NTS achieve an even larger fraction of the device’s maximum bandwidth.

Figure 2.1 plots SSD and HDD read bandwidth as a function of IO size. From each device’s address space, we sampled 1000 offsets uniformly at random and then performed multiple rounds of sequential reads. Each round performed 1000 fixed-size reads, ranging from 4KiB–512MiB. We conclude that a reasonable NTS for both the SSDs and HDDs we measured is 4MiB.

The cause of the performance gap between sequential-IO and random-IO is different for different hardware. For HDDs, seek times offer a simple explanation. For SSDs, this gap is hard to explain conclusively without vendor support; common theories include: sequential accesses are easier to stripe across internal

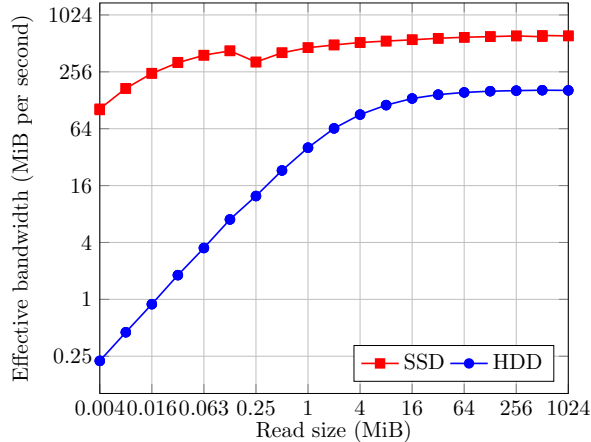


Figure 1: Effective bandwidth vs. read size. Higher is better. Even on SSDs, large IOs can yield an order of magnitude more bandwidth than small IOs. Note that both axes use log scale.

banks, better-leveraging parallelism [20]; some FTL translation data structures have nonuniform search times [25]; and fragmented SSDs are not able to prefetch data [10] or metadata [18]. Whatever the reason, SSDs show a modest gap between sequential and random read performance, though not as great as on disks.

In order to avoid read aging, file systems should avoid breaking large files into pieces significantly smaller than the NTS of the hardware. They should also group small files that are logically related (therefore likely to be accessed together) into clusters of size at least the NTS and store the clusters at nearby addresses. We consider the major classes of file systems and explore the challenges each file system type encounters in achieving these two goals.

## 2.2 Allocation Strategies and Intrafile/Interfile Aging

The major file systems currently in use can be roughly categorized as B-tree-based, such as XFS [37], ZFS [8], and Btrfs [33]; update-in-place, such as ext4 [9, 40, 26]; and log-structured, such as F2FS [24]. The research file system that we consider, BetrFS, is B<sup>ε</sup>-tree-based. Each of these fundamental file-system-design categories have different aging dynamics, discussed in turn below. In later sections, we experimentally evaluate file systems from these categories.

**B-tree-based file systems.** The read-aging performance of a B-tree depends on the leaf size. If the leaves are much smaller than the NTS, then the B-tree will age as the leaves are split and merged, and thus moved around on the storage device.

Making leaves as large as the NTS increases *write amplification*, i.e., the ratio between the amount of data changed and the amount of data written to

storage. In the extreme case, a single-bit change to a B-tree leaf can cause the entire leaf to be rewritten. Thus, B-trees are usually implemented with small leaves. Consequently, we expect B-tree-based file systems to age under a wide variety of workloads.

Section 6 shows that the read aging of Btrfs is inversely related to the leaf size, as predicted. There are, in theory, ways to mitigate the read aging due to B-tree leaf movements. For example, the leaves could be stored in a packed memory array [6]. However, such an arrangement might well incur an unacceptable performance overhead to keep the leaves arranged in logical order, and we know of no examples of B-tree implementation with such leaf-arrangement algorithms.

**Update-in-place file systems.** When data is written once and never moved, such as in update-in-place file systems like ext4, sequential order is very difficult to maintain: imagine a workload that writes two files to disk and then creates files that should logically occur between them. Without moving one of the original files, sequentiality cannot be maintained. Such pathological cases abound, and the process is quite brittle. As noted above, delayed allocation is an attempt to mitigate the effects of such cases by batching writes and updates before committing them to the overall structure.

**$B^\epsilon$ -tree-based file systems.**  $B^\epsilon$ -tree-based file systems batch file-system changes in a sequence of cascading logs, one per node of the tree. Each time a node overflows, its contents are flushed to child nodes. The seeming disadvantage is that data is written many times, thus increasing the write amplification. However, each time a node is modified, it receives many changes, as opposed to B-trees, which might receive only one change. Thus, a  $B^\epsilon$ -tree has asymptotically lower write amplification than a B-tree. Consequently,  $B^\epsilon$ -trees can have much larger nodes, and typically do in implementation. BetrFS uses a  $B^\epsilon$ -tree with 4MiB nodes.

Since 4MiB is around the NTS for our storage devices, we expect BetrFS not to age—which we verify below.

File systems based on other write-optimized dictionaries, like log-structured merge trees (LSMs) [29], can similarly resist read aging, depending on the implementation. As with  $B^\epsilon$ -trees, it is essential that node sizes match the NTS, the schema reflect logical access order, and enough writes are batched to avoid heavy write amplification.

## 2.3 Free-space Fragmentation and Disk Fullness

Free-space fragmentation can have a direct effect on write performance, and an indirect effect on read performance. When free space is fragmented, the filesystem must choose between scattering new data among the existing free-space fragments or migrating old data to coalesce free-space fragments. Both choices come with a cost. If a filesystem fragments incoming writes, then the free-space



fragmentation gets turned into regular intra- and inter-file fragmentation, *i.e.*, read aging. A fragmented write is also slower than when free space is unfragmented, as one write is split into discrete IOs. If the file system compacts the free space by moving data, the compaction introduces write amplification that slows the write operation. In either case, free-space fragmentation degrades write performance.

Note that intra- and inter-file fragmentation can exacerbate free-space fragmentation, and vice versa: fragmented files, when deleted, produce fragmented free space.

As devices become fuller, managing free-space fragmentation becomes more difficult. If the file system coalesces free-space fragments, the cost of coalescing is inversely proportional to the fraction of free space available on the disk [7]. This is because combining several small free-space fragments into one large fragment requires moving already-allocated data, which itself needs to be written into free space. In order to avoid also fragmenting that data, the allocated data may need to be moved multiple times. Even on systems that do not coalesce free-space fragments, fuller disks simply have more allocated objects and less free space.

Free-space fragmentation does not directly impact read performance, since free space is not actually accessed during a scan. However, as discussed above, higher degrees of free-space fragmentation make it harder for file systems to colocate related data; thus, the relationship between free-space fragmentation and read aging is indirect but very real.

## 2.4 Summary

Because HDDs and most types of SSDs have faster sequential IO than random IO, file-system fragmentation harms performance, and the degradation of file-system performance over time due to increased fragmentation is called aging. There are several different types of fragmentation. Fragmentation among a single file's allocated blocks (intra-file fragmentation) and fragmentation among the allocated blocks of related files that are in the same directory (inter-file fragmentation) directly impact read performance and therefore directly contribute to read aging. Fragmentation among unallocated blocks, free-space fragmentation, indirectly impacts read performance. Due to the complex feedback discussed above, we might expect disk fullness to affect both free-space and intra- and inter-file fragmentation, and hence affect read and write performance.

To achieve performance that is proportional to the device's available bandwidth, file systems should perform IOs that are at least as large as their device's natural transfer size. For commodity HDDs and SSDs, the natural transfer size is large, typically several MiB. So that read requests can be satisfied using large sequential IOs, file systems should colocate related data. However, preserving data locality requires rewriting data as the system evolves, which necessarily introduces write amplification.

Thus, for a file-system to avoid aging and maximize long-term performance, it should dynamically rewrite and group related data, and when doing so, it

should minimize write amplification and avoid fragmenting free space.

Not all file system designs implement this behavior. The rest of this work examines several such file systems under representative aging workloads in order to understand their aging profiles.

### 3 Measuring File System Fragmentation

This section explains the two measures for file system fragmentation used in our evaluation: recursive scan (i.e., `grep -r ...`) latency and *dynamic layout score*, a modified form of Smith and Seltzer’s *layout score* [36]. These measures are designed to capture both intra-file and inter-file fragmentation.

**Recursive scan latency.** The first measure we present is the wall-clock time required to perform a recursive `grep` in the root directory of the file system. This measure captures the effects of both intra- and inter-file locality, as a recursive `grep` scans the contents of both large files and large directories containing many related files. We report search time per unit of data, normalizing by using ext4’s `du` output. We will refer to this measure as the *grep test*.

**Dynamic layout score.** Smith and Seltzer’s layout score [36] measures the fraction of blocks in a file or (in aggregate) a file system that is allocated in a contiguous sequence in the logical block space. We extend this score to capture the dynamic IO patterns of a file system. During a given workload, we observe the IO requests by the file system using `blktrace` [5], and we measure the fraction of the requested blocks that are consecutive. This approach captures the impact that a file system’s placement decisions have on its IO patterns, including the impact that placement decisions have on metadata accesses and on accesses that span files. For a given aging workload, a high dynamic layout score indicates good data and metadata locality—in other words, an efficient on-disk organization.

One potential shortcoming of this measure is that it does not distinguish between small and large discontinuities. Small discontinuities on a hard drive should induce fewer expensive mechanical seeks than large discontinuities in general; however, factors such as track length, difference in angular placement and other geometric considerations can complicate this relationship. A more sophisticated layout measure that penalizes discontinuities proportional to their magnitude might be more predictive. We leave this for further research. On SSDs, we have found that the length of discontinuities has a smaller effect. Thus, we will show that dynamic layout score strongly correlates with `grep` test performance on SSDs and moderately correlates with `grep` test performance on hard drives.

**Measuring fragmentation.** Though the different forms of fragmentation are interdependent, we can cleanly measure each fragmentation type at any single moment in time. We measure free-space fragmentation directly on ext4 using

**e2freefrag** [38]. This tool produces a histogram of the sizes of free extents (un-allocated fragments). Although we do not report the free-space fragmentation on other file systems, the allocated and free space could be directly inferred by scanning the data with a cold cache and using a tool such as **blktrace** [5] to observe which blocks are read. Cold-cache reads can be similarly used to measure intra- and inter-file fragmentation; the dynamic layout score (described above) captures these fragmentation types.

**Write performance and fragmentation.** When writing a data stream, a file system’s performance is affected by the number of fragments that are written, since each fragment requires a random IO— writing the same amount of data using fewer fragments will have better performance. To measure the impact that fragmentation has on writes, we record the wall-clock latency of new writes. We find that the aging workloads used in this work are not CPU-bound.

**Measuring disk fullness.** A file system with unlimited free space is able to apply its ideal allocation strategies without restriction. As the amount of available free space decreases, the file system’s allocation and placement options become more constrained. One of the goals of this study is to understand the impact that *disk fullness* has on file system aging.

Ideally, we would be able to design experiments that parameterize disk fullness. One way to do this is to, for a given disk, scale a workload to achieve different fullness fractions. However, scaling the workload necessarily changes the workload, a confounding factor. Another option is to run the same workload on disks of different sizes. However, there are two challenges here: different physical devices have different hardware specifications, a confounding factor. Also, there is a practical limitation on the availability of disk sizes in the market, restricting measurement granularity.

To standardize our notion of fullness and to capture the notion of “restricted placement options”, we use space pressure as a stand-in for disk fullness. This choice allows us to abstract away the differences in individual disk sizes and run the same workload across different media.

**Establishing baselines.** In order to evaluate the effects of aging and disk fullness, we need to establish a baseline for comparison that is neither aged nor restricted by space pressure. Since aging is the result of fragmentation introduced over time by a series of file system operations, our goal, then, is to create a file system state that has the identical logical contents of some aged file system state, but with an ideal layout, subject to the file system’s allocation policies. Said differently, if we consider only the *logical* contents of an aged file system at some point in time, then we want a baseline where those logical contents are organized on disk with the maximum locality that the file system’s design can achieve.

Note that we never compare the performance of two “aged” file system states; we compare a given “aged” file system state against the optimal layout that the

file system could achieve. This strategy is analogous to competitive analysis [22, 12] in the theory community. So, for a target file system state that we wish to evaluate, we create an unaged baseline as follows. We allocate a fresh, empty file system on a device that has a single partition spanning its entire logical address space (this minimizes space pressure given the physical limitation of finitely-sized devices). Then, we present this fresh, empty file system with the target file system’s logical contents in an ordering that corresponds to the files’ logical relationships, as defined by their sort ordering within the namespace hierarchy. Thus, we are writing the data in an order that corresponds to the order that data is read during a grep test.

We now argue that a baseline created using this strategy achieves our goals. First, by allocating a new file system on an empty partition, we minimize space pressure. We cannot truly remove space pressure, given that no device has unlimited capacity, but for the experiments and devices used in this study, this baseline’s space pressure is negligible. Second, our baseline file system state should be “unaged”. However, in the process of “unaging”, the only things we can control are the operations that we perform and the order that we perform them in. That is why we ask the fresh, empty file system to write files in an order that corresponds to the files’ logical sort ordering. Although the file system’s allocation decisions are made based on the file system’s current state, our baseline’s write ordering incorporates future knowledge about the final file system state. Thus, at every point in time, the file system has the maximum amount of information to place the files in a way that maximizes the files’ locality.

We first run a workload on a small partition (the “full disk” case). This workload may involve creating, deleting, renaming, writing, etc., files. It measures the disk fullness and ensures that, after initial setup, the partition is always above a certain level of fullness. We record the sequence of operations performed (such as git pulls or file deletions) and then replay them on a much larger partition (the “empty disk” case). Thus the empty and full partitions go through the exact same sequence of logical filesystem states.

We measure the effect of aging on the full partition, the empty partition, and a fresh (large) partition to which we have copied the current state (the “unaged disk” case). The unaged partition thus provides the baseline performance of an unaged version of the same filesystem state, and the empty disk version provides a baseline for the performance of the full disk version.

## 4 Experimental Setup

Each experiment compares several file systems: BetrFS, Btrfs, ext4, F2FS, XFS, and ZFS. We use the versions of XFS, Btrfs, ext4 and F2FS that are part of the 3.11.10 kernel, and ZFS 0.6.5.11-1\_trusty, downloaded from the zfs-linux repository on [www.github.com](http://www.github.com). We used BetrFS 0.3 in the experiments<sup>1</sup>. We use default recommended file system settings unless otherwise noted. Lazy inode

---

<sup>1</sup>Available at [github.com/oscarlab/betrfs](http://github.com/oscarlab/betrfs)

table and journal initialization are turned off on ext4, pushing more work onto file system creation time and reducing experimental noise.

All experimental results are collected on a Intel(R) Xeon(R) CPU with a 4-core 3.00 GHz Intel E3-1220 v6 CPU, 32GiB RAM, a 500GiB, 7200 RPM ATA Toshiba DT01ACA050 disk with a 250GiB, Samsung SSD 860 EVO, with a 512B block size—both disks used SATA 3.0. Each file system’s block size is set to 4096B. Unless otherwise noted, all experiments are cold-cache.

The system runs 64-bit Ubuntu 14.04.6 LTS server with Linux kernel version 3.11.10 on a bootable USB stick. All HDD tests besides the mailserver aging benchmark are performed on two 20GiB partitions located at the outermost region of the drive. For the SSD tests, we additionally partition the remainder of the drive and fill it with random data, although we have preliminary data that indicates this does not affect performance.

## 5 Fragmentation Microbenchmarks

We present several simple microbenchmarks, each designed around a write/update pattern for which it is difficult to ensure both fast writes in the moment and future locality. These microbenchmarks isolate and highlight the effects of both intra-file fragmentation and inter-file fragmentation and show the performance impact aging can have on read performance in the worst cases.

**Intrafile Fragmentation.** When a file grows, there may not be room to store the new blocks with the old blocks on disk, and a single file’s data may become scattered.

Our benchmark creates ten files by first creating each file of an initial size and then appending between 0 and 100 4KiB chunks of random data in a round-robin fashion to each of these ten files. In the first round, the initial size of each file is 256KiB, and each entire file is written sequentially, one at a time. In subsequent rounds, the number of round-robin chunks increases from 0 to 400KiB, until in the last round, each file is of size 656KiB. After all the files are written, the caches are flushed by remounting. This microbenchmark emulates the aging process of multiple files growing in length with time. The file system must allocate space for these files somewhere, but eventually, the files must either be fragmented or moved.

Given that the data set size is small and the test is designed to run in a short time, an `fsync` is performed after each file is written in order to defeat deferred allocation.

The performance of the file systems we tested on an HDD and SSD are summarized in Figures 2. On HDD, the layout correlates more highly ( $-0.85$ ) with the performance among just Btrfs, F2FS, and XFS, as these filesystems’ layout scores all degrade over the course of the benchmark. On SSD, all the file systems excluding ZFS perform similarly (note the scale of the y-axis), with BetrFS slightly outperforming the rest between rounds 40 and 80 of the benchmark. In the cases for Btrfs, ext4, F2FS, and XFS, there is a strongly negative correlation

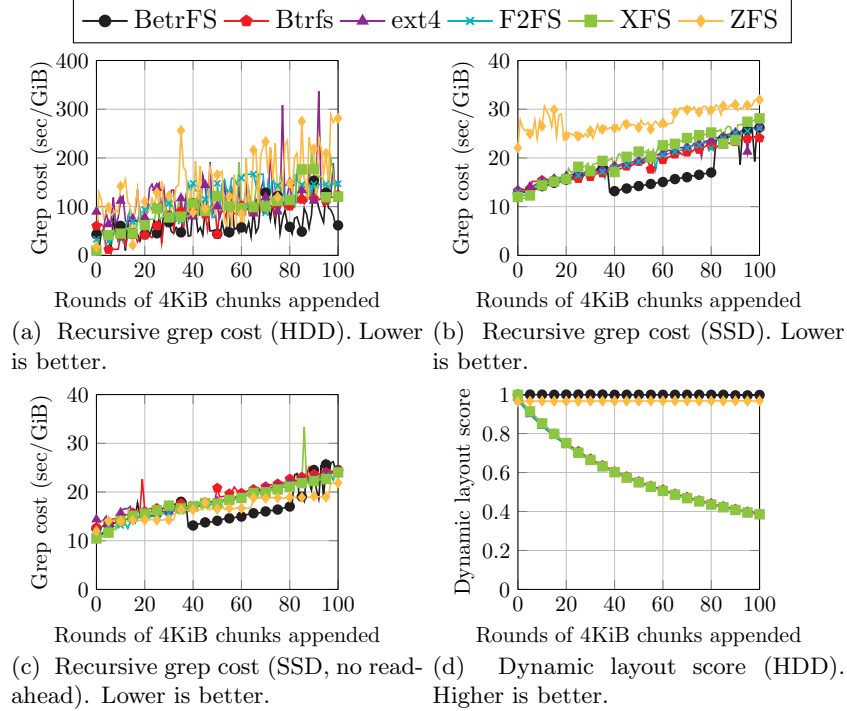


Figure 2: Intrafile benchmark: 4KiB chunks are appended round-robin to sequential data to create 10 400KiB files. Dynamic layout scores generally correlate with read performance as measured by the recursive grep test; on an SSD, this effect is hidden by the read-ahead buffer.

( $-0.95$ ) between the grep cost and the dynamic layout score. For BetrFS and ZFS, the performance is hidden by read-ahead in the OS; ZFS performance is worse than that of the other commercial file systems, and BetrFS is consistently outperforming the others, as illustrated in Figure 2b. Figure 2c shows the performance when we disable the read-ahead; the performance is highly correlated ( $-.93$ ) with layout score of Btrfs, ext4, F2FS, and XFS. We do note that this relationship on an SSD is still not precise; SSDs are sufficiently fast that factors such as CPU time can also have a significant effect on performance.

**Interfile Fragmentation.** Many workloads read multiple files with some logical relationship, and frequently those files are placed in the same directory. Interfile fragmentation occurs when files which are related—in this case being close together in the directory tree—are not colocated in the LBA space.

We present a microbenchmark to measure the impact of namespace creation order on interfile locality. It takes a given “real-life” file structure, in this case, the Linux repository obtained from `github.com`, and copies the repository’s files in a semi-randomized order. This gives us a “natural” directory structure but

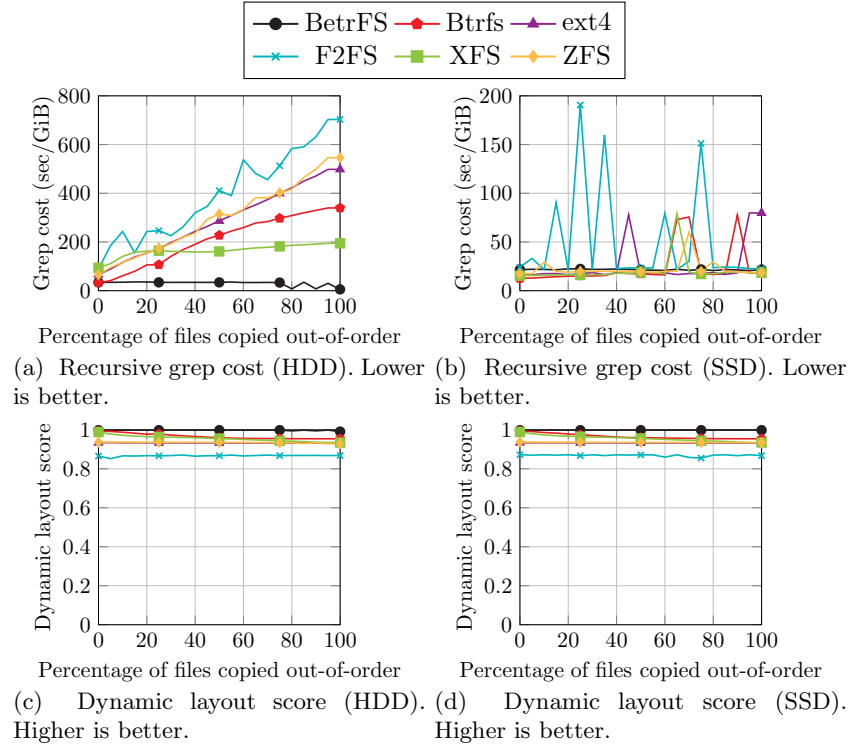


Figure 3: Interfile benchmark: All files in the Linux Github repository are replaced by 4KiB random data and copied in varying degrees of order. Dynamic layout scores are predictive of recursive grep performance.

isolates the effect of file ordering without the influence of intrafile layout. The benchmark creates a sorted list of the files as well as a random permutation of a prefix of that list. On each round of the test, the benchmark copies a subset of the list, creating directories as needed with `cp --parents`. More specifically, on the  $n$ th round, it swaps the order in which a subset of the first  $n\%$  of files appearing in the random permutations are copied; all remaining files in the suffix are then copied in order. Thus, the first round will be an in-order copy of the entire list, and subsequent rounds will be copied in progressively more random order until the last round is a fully random-order copy.

The results of this test are shown in Figure 3. On hard drive, all the file systems except BetrFS and XFS show a precipitous performance decline even if only a small percentage of the files are copied out of order. F2FS often underperforms by at least 100 seconds per GiB, compared to any other filesystem, and ends with a grep cost  $20\times$  that of BetrFS; this is not entirely unexpected as it is not designed to be used on hard drive. XFS is somewhat more stable, although it is  $17\text{--}36\times$  slower than drive bandwidth—as measured with `hdparm -t`—throughout the test, even on an in-order copy. BetrFS consistently performs around  $1/6$  of bandwidth, which by the end of the test is  $6\times$  faster than XFS, and  $6\text{--}23\times$  faster than the other file systems. The dynamic layout scores are moderately correlated with this performance ( $-0.68$ ).

On SSD, all the commercial file systems have sharp increases in grep time at several times; this is most pronounced for F2FS. BetrFS is the only file system with stable fast performance; it performs at or slightly below the level of all the other file systems, but does so consistently, with no spikes in grep time.

## 6 Application Level Read-Aging: Git

To measure aging in the “real-world,” we create a workload designed to simulate a developer using git to work on a collaborative project.

Git is a distributed version control system that enables collaborating developers to synchronize their source code changes. Git users *pull* changes from other developers, which then get merged with their own changes. In a typical workload, a Git user may perform pulls multiple times per day over several years in a long-running project. Git can synchronize all types of file system changes, so performing a Git pull may result in the creation of new source files, deletion of old files, file renames, and file modifications. Git also maintains its own internal data structures, which it updates during pulls. Thus, Git performs many operations which are similar to those shown in Section 5 that cause file system aging.

We present a git benchmark that performs 10,000 pulls from the source Linux git repository and places the files in a destination repository, starting from the initial commit. Both the source and the destination repository are part of the same file system that stays on a single partition. After every 100 pulls, the benchmark performs a recursive grep test and computes the file system’s dynamic layout score. This score is referred to as the dynamic layout score of



the aged file system and is compared to the dynamic layout score of an unaged file system where the same contents of the aged file system are copied to a freshly formatted partition.

On a hard disk (Figure 4a), there is a clear aging trend in all file systems except BetrFS. By the end of the experiment, all the file systems except BetrFS show performance drops under aging on the order of at least  $2\times$  relative to their unaged versions. All are  $2\text{--}31\times$  worse than BetrFS. In all of the experiments in this section, ZFS and F2FS age considerably more than all other file systems—indicating less effective locality in data placement. The overall correlation between grep performance and dynamic layout score is strongly negative, at  $-0.78$ .

On an SSD (Figure 4c), Btrfs and XFS show clear signs of aging, although they converge to a fully aged configuration after only about 1,000 pulls. While the effect is not as drastic as on HDD, in all the traditional file systems we see slowdowns of  $1.3\text{--}2.3\times$  over BetrFS, which does not slow down. In fact, aged BetrFS on the HDD is close to outperform all the other aged file systems on an SSD, and is close even when they are unaged. Again, this performance decline is negatively correlated ( $-0.59$ ) with the dynamic layout scores.

The aged and unaged performance of ext4 and ZFS are comparable and slower than several other file systems. We believe this is because the average file size decreases over the course of the test, and these file systems are not as well-tuned for small files. To test this hypothesis, we constructed synthetic workloads by copying random data into a randomly constructed repository. To construct the repository, we started with an empty list of subdirectories, and for 1000 rounds, we randomly chose a parent directory, into which to insert a child subdirectory, and added that child to our growing list of parents. Therefore, in the worst case, our repository would have depth 1000, with a much smaller expected depth. After creating the empty subdirectories, we randomly determined the locations of 32K files throughout our directory structure. We then inserted random data of uniform size at these file locations. This test consists of four rounds: the uniform sizes were 8–20KiB, which we increased in increments of 4KiB. Figure 5 shows both the measured average file size of the git workload (one point is one pull) and the microbenchmark. Overall, there is a clear relationship between the average file size and grep cost.

The zig-zag pattern in the graphs is created by an automatic garbage collection process in Git. Once a certain number of “loose objects” are created (in git terminology), many of them are collected and compressed into a “pack.” At the file system level, this corresponds to merging numerous small files into a single large file. According to the Git manual, this process is designed to “reduce disk space and increase performance”, so this is an example of an application-level attempt to mitigate file system aging. If we turn off the git garbage collection, as shown in Figures 4b, 4d and 4f, the effect of aging is even more pronounced, and the zig-zags essentially disappear.

On both the HDD and SSD, the same patterns emerge as with garbage collection on, but exacerbated: F2FS aging is by far the most extreme. ZFS

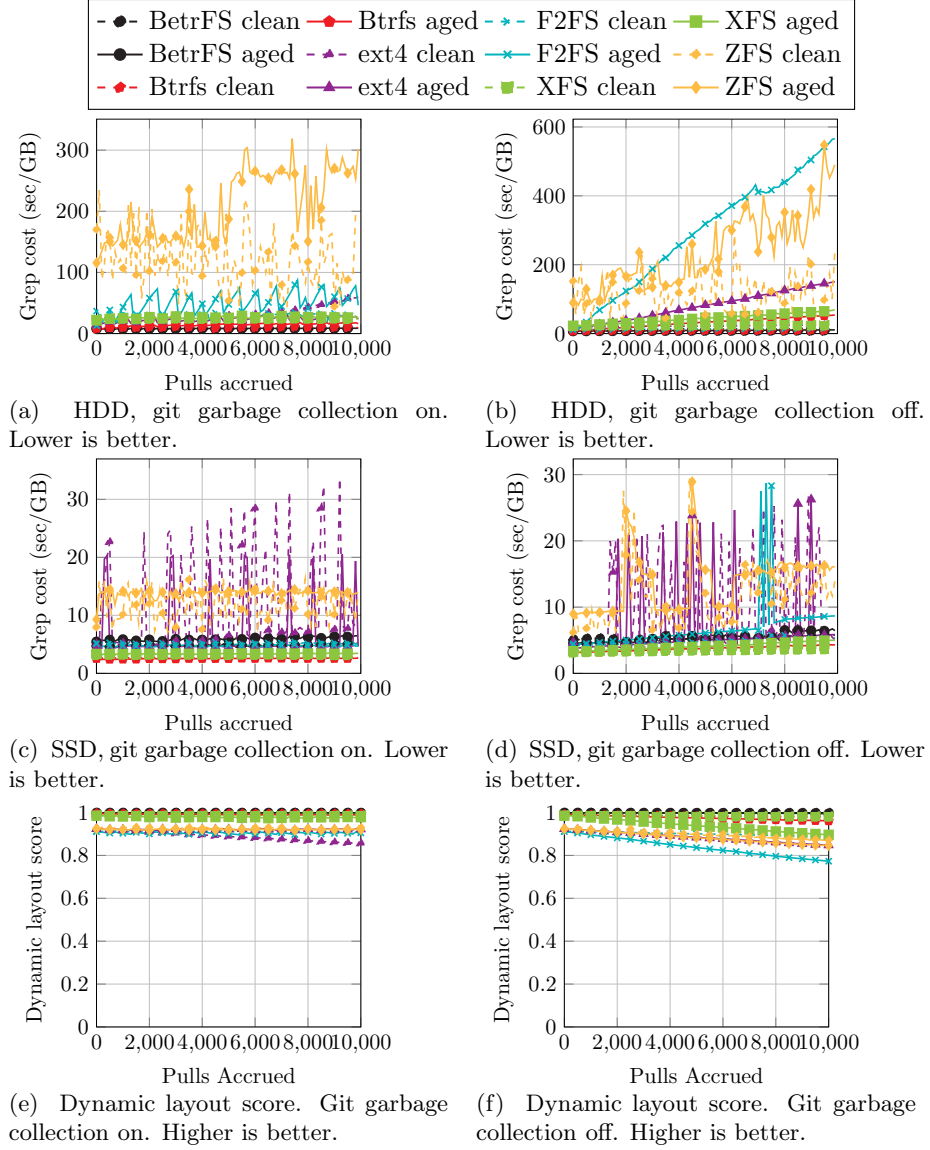


Figure 4: Git read-aging experimental results. On-disk layout as measured by dynamic layout score is generally predictive of read performance.

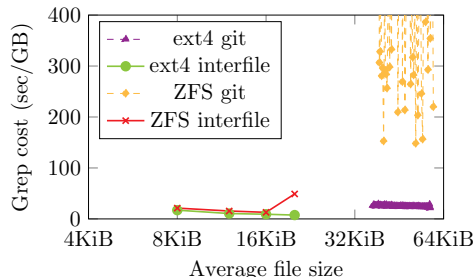


Figure 5: Average file size versus unaged grep costs (SSD). Lower is better. Each point on the git lines represents the average file size for the git experiment. For each point in the interfile microbenchmark, all files are set to that given size. The figure shows a clear relationship between average file size and grep cost. ext4 performs better on SSD with larger file sizes in both the git and interfile benchmarks.

ages considerably high on the HDD, but not on the SSD. ZFS and ext4 perform worse than the other file systems (except F2FS aged) on SSD, but do not age following a particular pattern. XFS and Btrfs both aged significantly, around  $2\times$  each, and BetrFS has strong, level performance in both aged and clean states. This performance correlates with dynamic layout score both on SSD ( $-0.78$ ) and moderately so on HDD ( $-0.54$ ).

We note that this analysis, both of the microbenchmarks and of the git workload, runs counter to the commonly held belief that locality is solely an issue on the hard drive. While the random read performance of solid state drives does somewhat mitigate the aging effects, aging clearly has a major performance impact.

**Git Workload with Warm Cache.** The tests we have presented so far have all been performed with a cold cache, so that they more or less directly test the performance of the file systems’ on-disk layout under various aging conditions. In practice, however, some data will be in cache, and so it is natural to ask how much the layout choices that the file system makes will affect the overall performance with a warm cache.

We evaluate the sensitivity of the git workloads to varying amounts of system RAM. We use the same procedure as above, except that we do not flush any caches or remount the hard drive between iterations. This test is performed on a hard drive with git garbage collection off. The size of the data on disk is initially about 4.47GiB and grows throughout the test to approximately 5.2GiB.

The results are summarized in Figure 6. We present data for ext4, Btrfs, XFS, and ZFS. BetrFS is a research prototype and unstable under memory pressure; although we plan to fix these issues in the future, we omit this comparison. In general, when the caches are warm and there is sufficient memory to keep all the data in cache, then the read is very fast. However, as soon as there is no

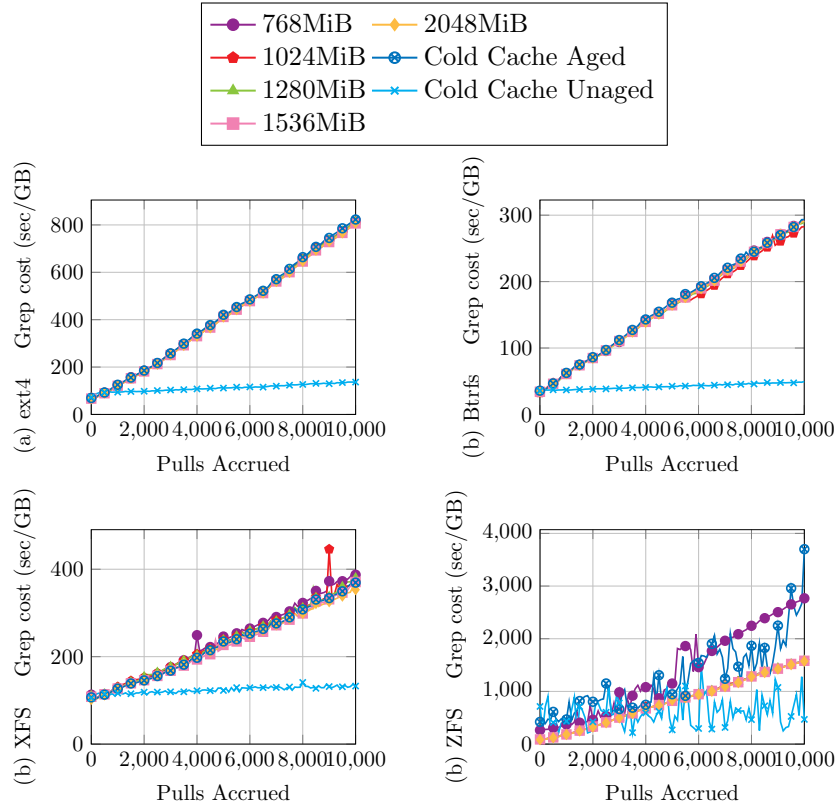


Figure 6: Grep costs as a function of system RAM and the number of git pulls for ext4 (top left), Btrfs (top right), XFS (bottom left), ZFS (bottom right). Lower is better. Note that the file systems' warm cache performances are generally worse than their unaged cold cache performances.

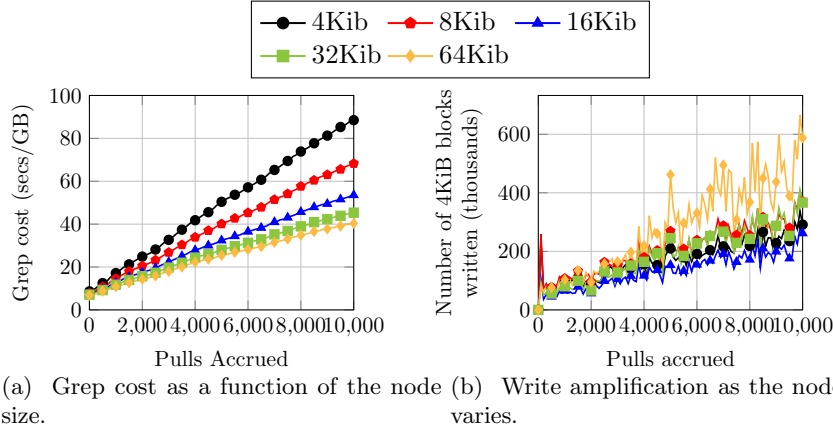


Figure 7: Aging and write amplification on Btrfs, with varying node sizes, under the git aging benchmark. Lower is better. Note that a larger node size reduces Btrfs aging but increases its write amplification.

longer sufficient memory, the performance of the aged file system with a warm cache is generally worse than unaged with a cold cache. In general, unless all data fits into DRAM, a good layout matters more than a having a warm cache.

**Btrfs Node-Size Trade-Off.** Btrfs allows users to specify the node size of its metadata B-tree at creation time. Because small files are stored in the metadata B-tree, a larger node size results in a less fragmented file system, at a cost of more expensive metadata updates.

We present the git test with a 4KiB node size, the default setting, as well as 8KiB, 16KiB, 32KiB, and 64KiB (the maximum). Figure 7a shows similar performance graphs to Figure 4, one line for each node size. The 4KiB node size has the worst read performance by the end of the test, and the performance consistently improves as we increase the node size all the way to 64KiB. Figure 7b plots the number of 4KiB blocks written to disk between each test (within the 100 pulls). As expected, the 64KiB node size writes the maximum number of blocks and the 4KiB node writes the least. We thus demonstrate—as predicted by our model—that aging is reduced by a larger block size, but at the cost of write amplification.

## 7 Application Level Aging: Mail Server

In addition to the git workload, we evaluate aging with the Dovecot email server. Dovecot is configured with the Maildir backend, which stores each message in a file, and each inbox in a directory. We simulate 2 users, each having 80 mailboxes receiving new email, deleting old emails, and searching through their mailboxes.

A cycle or “day” for the mailserver comprises 8,000 operations, where each operation is equally likely to be an insert or a delete, corresponding to receiving a new email or deleting an old one. Each email is a string of random characters, the length of which is uniformly distributed over the range  $[1, 32K]$ . Each mailbox is initialized with 1,000 messages, and, because inserts and deletes are balanced, mailbox size tends to stay around 1,000. We simulate the mailserver for 100 cycles and after each cycle we perform a recursive grep for a random string. Similar to the aforementioned git benchmarks, we then copy the partition to a freshly formatted file system, and run a recursive grep.

Figure 8a shows the read costs in seconds per GiB of the grep test on hard disk. Although the unaged versions of all file systems show consistent performance over the life of the benchmark, the aged versions of ext4, Btrfs, XFS, and ZFS show significant degradation over time. In particular, aged ext4 performance degrades by  $4.75\times$ , and is  $33\times$  slower than aged BetrFS. XFS slows down by a factor of 10 and Btrfs by a factor of 12.5. ZFS periodically has major dips in read performance, with time for reading 1GiB spiking by up to 100 seconds. However, the aged version of BetrFS does not slow down. As with the other HDD experiments, dynamic layout score, as illustrated in Figure 8b is moderately correlated ( $-0.64$ ) with grep cost.

Figure 8c shows the read costs on solid state drive. All unaged file systems show consistent performance, with F2FS outperforming all others by far. Meanwhile, BetrFS performs comparatively moderately, only outperforming ext4 and ZFS. Half of the aged file systems are also consistent throughout the benchmark, while BetrFS, Btrfs, and XFS have more pronounced degradation over time, with BetrFS degrading by the most and ending with the worst grep performance. More specifically, BetrFS degrades by  $2.6\times$ , Btrfs degrades by  $2.33\times$ , and XFS degrades by  $2.49\times$ . Note, however, that no matter the filesystem, the rate at which we read a GiB never surpasses 40 seconds, *i.e.*, the range of read times remains small across filesystems on SSD. The dynamic layout score, as shown in Figure 8d, is more negatively correlated ( $-0.76$ ) with grep cost on SSD than on HDD.

## 8 Full Disk Aging

In this section we describe the benchmarks used to generate free-space fragmentation and the results of running them on several popular filesystems.

**Free-space fragmentation microbenchmark (FSFB).** FSFB is a worst-case microbenchmark, designed to induce severe free-space fragmentation. FSFB first fills a filesystem with many small files. Next, it randomly selects files for deletion and creates a new directory with the same total size as the deleted files. Deleting small files creates fragmented free space, across which the new directory will need to be allocated.

FSFB starts by creating a random directory structure with 1000 directories. Then it creates files by randomly selecting a directory and creating a file there

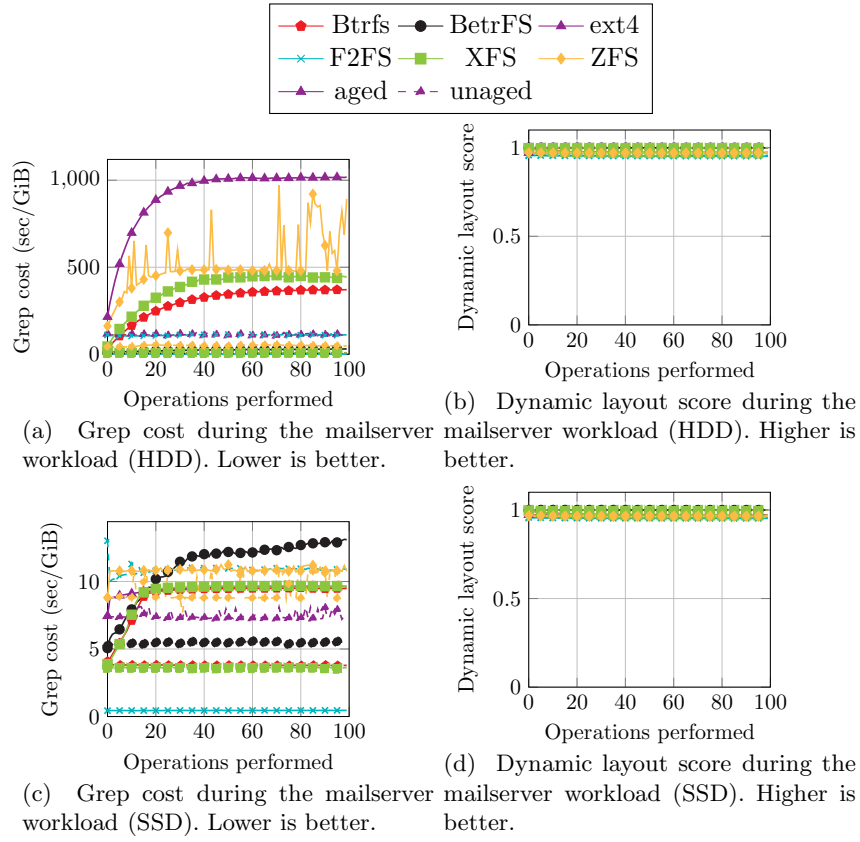
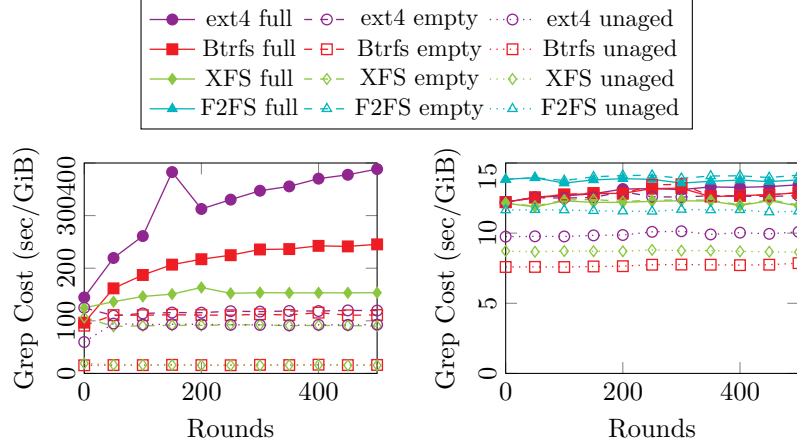


Figure 8: Mailserver performance and dynamic layout scores.



(a) Grep performance under FSFB (b) Grep performance on SSD under (HDD). By the end, all full file systems FSFB. The full filesystems show no discernible slowdown compared to empty, and Btrfs are 7 $\times$  slower empty than however the empty ones are 25-50% slower than unaged.

Figure 9: Read performance under FSFB on a 95% full “full” disk, a 10% full “empty” disk, and an “unaged” copy. Lower is better.

with size chosen randomly between 1KiB and 150KiB. This process creates the files out-of-directory-order, so that the initial layout is “pre-aged.” This process repeats until the file system reaches the target level of fullness.

FSFB then ages the file system through a series of *replacement rounds*. In a replacement round, 5% of the files, by size, are removed at random and then replaced by new files of equivalent total size in a newly created directory in a random location.

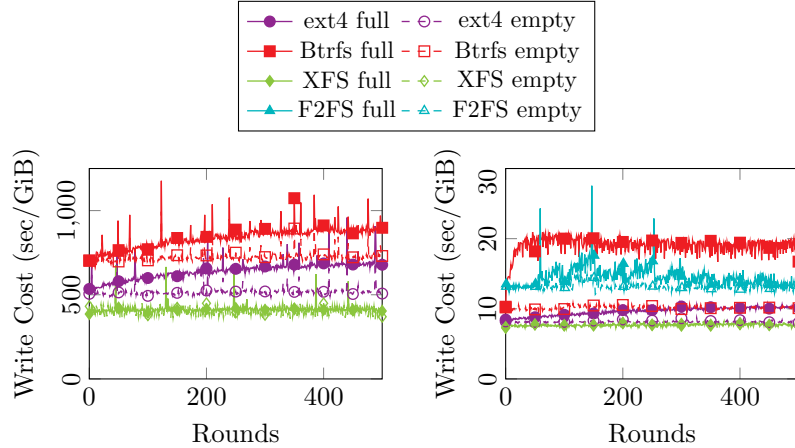
**FSFB read aging.** We run the microbenchmark with a target fullness of 95% on a 5GiB partition. We then age the filesystem for 500 replacement rounds, performing a grep test every 50 rounds. We then replay the benchmark on a 50GiB partition, so that it is at most 10% full (“empty”). We also create an “unaged” version by copying the data to a fresh partition.

Figure 9a shows the HDD results. All filesystems are slower in the full-disk case than the empty-disk case. However, Btrfs and XFS slow-down far more from unaged to aged than from empty to full. ext4, in contrast, only loses read performance under space pressure.

Figure 9b shows the SSD results. The additional read aging from disk fullness is negligible.

**FSFB write aging.** We measure write aging by measuring the wall-clock time to create each new directory of files during a replacement round.





(a) On HDD, ext4 slows by 40% and (b) On SSD, ext4, XFS, Btrfs, and F2FS exhibit different behaviors. ext4 most unchanged. shows a heavy slowdown.

Figure 10: Write performance under FSFB on a 95% full “full” disk and a 10% full “empty” disk. Lower is better.

Figure 10a shows that, on an empty hard drive, none of the filesystems exhibit any write aging beyond the initial filesystem construction. When the disk is full, ext4 has 40% higher write costs, Btrfs has 25% higher write costs, and XFS has essentially the same costs. Thus disk fullness does induce some write aging, but it is an order of magnitude less than read aging on an empty disk.

On SSDs (Figure 10b), XFS is slightly faster when the disk is full, ext4 exhibits a modest 25% slowdown between the empty and full cases, Btrfs rapidly loses half its performance in the full-disk case, and F2FS has erratic but generally only slightly slower performance. Again, except possibly for Btrfs, the performance differences between an empty and full SSD are smaller than the read aging performance losses on an empty disk.

As with the read aging effect of disk fullness, space pressure induces a significant write aging effect, but it is an order of magnitude smaller than read aging. The two outlier points were ext4 full-disk aging on an HDD and Btrfs write aging on an SSD. It might be worth investigating the design decisions that make these filesystems vulnerable to this workload on a full disk.

**Git benchmark full-disk read aging.** We also use git as a more representative application benchmark. We modify the git aging benchmark [11], so that it can be used to keep a disk in a nearly-full steady state. The git benchmark replays the commit history of the Linux kernel from [github.com](https://github.com). The benchmark pulls each commit, running a grep test every 100 commits.

The challenge to performing the git test on a full disk is that the repository grows over time. The disk starts empty and eventually becomes full, at which

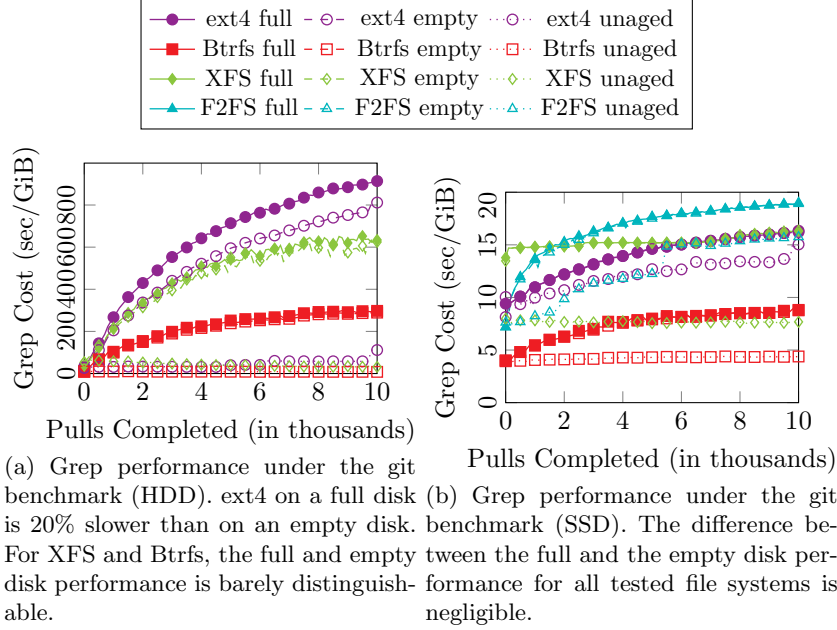


Figure 11: Read performance under the git benchmark. Lower is better.

time we cannot pull newer commits. We overcome this challenge by maintaining multiple copies of the repository. We initially fill the disk to 75% by creating multiple copies of the initial commit. Then we update the repositories in a round-robin manner by pulling one more commit, until a pull fails due to disk fullness. After the pull fails, at that state of the repository, the repository is deleted, which frees up space. Then the process continues.

Every operation is also mirrored on an “empty” filesystem and an “unaged” version (see Section 3). Because this workload is generally CPU-bound during the pulls, we do not present the effect on write aging.

On an HDD, there is a big difference between the empty and unaged versions (Figure 11a), commensurate with prior results [11]. For XFS and Btrfs, the full and empty versions are barely distinguishable. The read cost for ext4 on a full disk is about 20% greater than on an empty disk.

On SSD, the full and empty lines of all three filesystems are essentially indistinguishable, shown in Figure 11b. On ext4, F2FS and, to a lesser extent on Btrfs, the read costs of the unaged versions drift higher as the benchmark progresses. This is due to a smaller average file size.

If free-space aging were a first-order consideration, we would expect it to consistently create performance degradation in all of these experiments. In the git workload, disk fullness has at most a lower-order effect on read aging than the workload itself. Its biggest impact was on ext4 on HDD, which added 20% to the read cost, compared to a 1,200% increase from the baseline fragmentation caused by usage with an abundance of space.

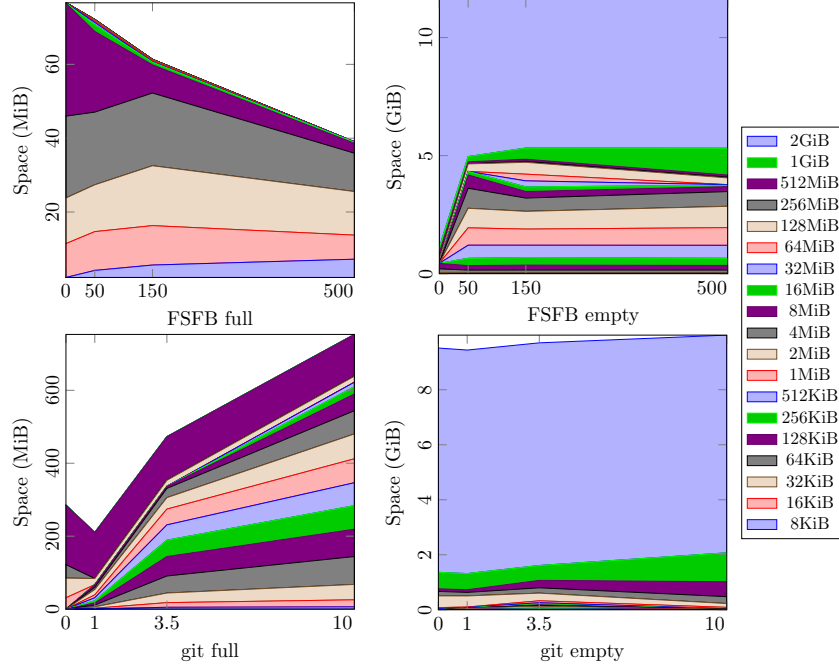


Figure 12: Free space by extent size on ext4 for snapshots under FSFB (at 0, 50, 150 and 500 rounds) and git (at 0, 1, 3.5 and 10 thousand pulls). Each bar represents the total free space in extents of the given size.

**Free-Space Fragmentation on ext4** Figure 12 shows the distribution of free-space among different extent sizes (bucketed into powers of 2), as reported by e2freefrag [38], on ext4 during our benchmarks.

Both benchmarks create many small free fragments. However, FSFB on a full disk immediately uses all the large free extents, whereas git on a full disk and both benchmarks on a empty disk have large free extents available throughout. Because ext4 saw a large performance impact from fullness under FSFB (Figure 9), but not under git (Figure 11), this suggests that the availability of large free extents is more important for ext4 performance than the existence of many small free fragments.

## 9 Conclusion

The experiments above suggest that conventional wisdom on fragmentation, aging, allocation and file systems is inadequate in several ways.

First, while it may seem intuitive to write data as few times as possible, writing data only once creates a tension between the logical ordering of the file system’s current state and the potential to make modifications without disrupt-

ing the future order. Rewriting data multiple times allows the file system to maintain locality. The overhead of these multiple writes can be managed by rewriting data in batches, as is done in write-optimized dictionaries.

For example, in BetrFS, data might be written as many as a logarithmic number of times, whereas in ext4, it will be written once, yet BetrFS in general is able to perform as well as or better than an unaged ext4 file system and significantly outperforms aged ext4 file systems.

Second, today’s file system heuristics are not able to maintain enough locality to enable reads to be performed at the disks natural transfer size. And since the natural transfer size on a rotating disk is a function of the seek time and bandwidth, it will tend to increase with time. Thus we expect this problem to possibly become worse with newer hardware, not better.

We experimentally confirmed our expectation that non-write-optimized file systems would age, but we were surprised by how quickly and dramatically aging impacts performance. This rapid aging is important: a user’s experience with unaged file systems is likely so fleeting that they do not notice performance degradation. Instead, the performance costs of aging are built into their expectations of file system performance.

Finally, because representative aging is a difficult goal, simulating multi-year workloads, many research papers benchmark on unaged file systems. Our results indicate that it is relatively easy to quickly drive a file system into an aged state—even if this state is not precisely the state of the file system after, say, three years of typical use—and this degraded state can be easily measured.

## 10 Related Work

Prior work on file system aging can be broadly grouped into three categories: techniques for artificially inducing aging, for measuring aging, and for mitigating aging.

### 10.1 Creating Aged File Systems

It takes years to collect years of traces from live systems. Moreover, traces are large, idiosyncratic, and may contain sensitive data. Consequently, researchers have created synthetic benchmarks to simulate aging. Once aged, a filesystem can be profiled using other benchmarking tools to understand how an initial aged state affects *future* operations.

The seminal work of Smith and Seltzer [36] created a methodology for simulating and measuring aging on a file system—leading to more representative benchmark results than running on a new, empty file system. The study is based on data collected from daily snapshots of more than fifty real file systems from five servers over durations ranging from one to three years. An overarching goal of Smith and Seltzer’s work was to evaluate file systems with representative levels of aging.

Other tools have been subsequently developed for synthetically aging a file system. TBBT [48] was designed to synthetically age a disk in order to create a starting point for an NFS trace replay. TBBT first creates a namespace hierarchy, then interleaves synthetic operations so that allocations are more fragmented.

The Impressions framework [1] was designed so that users can synthetically age a file system by setting a small number of parameters, such as the organization of the directory hierarchy. Impressions also lets users specify a target layout score for the resulting image.

Like Impressions, Geriatrix is a software tool that generates synthetic aging workloads [21]. Geriatrix is unique in that users can provide aging profiles to fragment both allocated file blocks and the free space within the file system. In addition to the Geriatrix tool, the project contributes a set of built-in aging profiles and a repository of aged file system images.

TBBT, Impressions, and Geriatrix all create file systems with a specific level of fragmentation, whereas our study identifies realistic workloads that induce fragmentation.

## 10.2 Quantifying File System Aging

Smith and Seltzer also introduced a *layout score* for studying aging, which was used by subsequent studies [3, 1]. Their layout score is the fraction of file blocks that are placed in consecutive physical locations on the disk. We introduce a variation of this measure, the *dynamic layout score* in Section 3.

The *degree of fragmentation (DoF)* is used in the study of fragmentation in mobile devices [18]. DoF is the ratio of the actual number of extents, or ranges of contiguous physical blocks, to the ideal number of extents. Both the layout score and DoF measure how one file is fragmented.

Several studies have reported file system statistics such as number of files, distributions of file sizes and types, and organization of file system namespaces [2, 13, 34]. These statistics can inform parameter choices in aging frameworks like TBBT and Impressions [48, 1].

Ji et al. [19] studied filesystem fragmentation on mobile devices, confirming that fragmentation causes performance degradation on mobile devices and that existing defragmentation techniques are ineffective on mobile devices.

## 10.3 Strategies to Mitigate Aging

When files are created or extended, blocks must be allocated to store the new data. Especially when data is rarely or never relocated, as in an update-in-place file system like ext4, initial block allocation decisions determine performance over the life of the file system.

**Cylinder or Block Groups.** FFS [27] introduced the idea of *cylinder groups*, which later evolved into block groups or allocation groups (XFS). Each group maintains information about its inodes and a bitmap of blocks. A new

directory is placed in the cylinder group that contains more than the average number of free inodes, while inodes and data blocks of files in one directory are placed in the same cylinder group when possible.

ZFS [8] is designed to pool storage across multiple devices [8]. ZFS selects from one of a few hundred *metaslabs* on a device, based on a weighted calculation of several factors including minimizing seek distances. The metaslab with the highest weight is chosen.

In the case of F2FS [24], a log-structured file system, the disk is divided into segments—the granularity at which the log is garbage collected, or cleaned. The primary locality-related optimization in F2FS is that writes are grouped to improve locality, and dirty segments are filled before finding another segment to write to. In other words, writes with temporal locality are more likely to be placed with physical locality.

Groups are a best-effort approach to directory locality: space is reserved for co-locating files in the same directory, but when space is exhausted, files in the same directory can be scattered across the disk. Similarly, if a file is renamed, it is not physically moved to a new group.

**Extents.** All of the file systems we measure, except F2FS and BetrFS, allocate space using *extents*, or runs of physically contiguous blocks. In ext4 [9, 40, 26], for example, an extent can be up to 128 MiB. Extents reduce bookkeeping overheads (storing a range versus an exhaustive list of blocks). Heuristics to select larger extents can improve locality of large files. For instance, ZFS selects from available extents in a metaslab using a first-fit policy.

**Delayed Allocation.** Most modern file systems, including ext4, XFS, Btrfs, and ZFS, implement delayed allocation, where logical blocks are not allocated until buffers are written to disk. By delaying allocation when a file is growing, the file system can allocate a larger extent for data appended to the same file. However, allocations can only be delayed so long without violating durability and/or consistency requirements; a typical file system ensures data is dirty no longer than a few seconds. Thus, delaying an allocation only improves locality inasmuch as adjacent data is also written on the same time-scale; delayed allocation alone cannot prevent fragmentation when data is added or removed over larger time-scales.

Application developers may also request a persistent preallocation of contiguous blocks using `fallocate`. To take full advantage of this interface, developers must know each file’s size in advance. Furthermore, `fallocate` can only help intrafile fragmentation; there is currently not an analogous interface to ensure directory locality.

**Packing small files and metadata.** For directories with many small files, an important optimization can be to pack the file contents, and potentially metadata, into a small number of blocks or extents. Btrfs [33] stores metadata of files and directories in copy-on-write B-trees. Small files are broken into one

or more fragments, which are packed inside the B-trees. For small files, the fragments are indexed by object identifier (comparable to inode number); the locality of a directory with multiple small files depends upon the proximity of the object identifiers.

BetrFS stores metadata and data as key-value pairs in two B<sup>+</sup>-trees. Nodes in a B<sup>+</sup>-tree are large (2–4 MiB), amortizing seek costs. Key/value pairs are packed within a node by sort-order, and nodes are periodically rewritten, copy-on-write, as changes are applied in batches.

BetrFS also divides the namespace of the file system into *zones* of a desired size (512 KiB by default), in order to maintain locality within a directory as well as implement efficient renames. Each zone root is either a single, large file, or a subdirectory of small files. The key for a file or directory is its relative path to its zone root. The key/value pairs in a zone are contiguous, thereby maintaining locality.

**Defragmentation and Garbage Collection.** File system defragmentation is a classic aging mitigation technique traditionally employed on disk-based devices like HDDs, where LBA fragmentation induces expensive seeks. Many of the file systems in this study provide online or offline defragmentation utilities [39, 30, 4, 23], which can be used to gather each file’s blocks and group related data and metadata on disk. Defragmenters like these that are tightly coupled to specific file system designs can leverage data structure knowledge and low-level file system APIs to consolidate logically related data at the (often high) cost of rewriting.

FragPicker [31] is a defragmentation tool that is not tied to any specific file system design or device type; instead, FragPicker adapts its data rewriting policies based on a file system’s update paradigm, e.g., update-in-place or no-overwrite. FragPicker’s policies attempt to minimize writes—which harm newer devices that have limited endurance—and focus on reducing request-splitting, i.e., breaking a request for a logical range of data into multiple block requests to the block IO subsystem. To accomplish these goals, FragPicker monitors an application’s IO patterns in an *analysis* phase and then migrates only data ranges that it predicts will most impact future performance.

Similar to defragmentation, garbage collection in log-structured file systems [35] rewrites and relocates file system data. The primary goals of garbage collection are to reclaim space and to defragment free space. However, garbage collection may harm read performance because related blocks can be moved farther from each other. A recently proposed defragmentation scheme for log-structure file systems [32] reorders blocks in inode order before writing back to disk. This can improve locality within a segment, but cannot address all types of fragmentation, such as scattering a file across segments.

## Acknowledgments

Part of this work was done while Jannen, Jiao, Porter, Yuan, and Zhan were at Stony Brook University, and while Bakshi, Conway, and Knorr were at Rutgers University.

We gratefully acknowledge support from a NetApp Faculty Fellowship, NSF grants CCF 805476, CCF 822388, CCF 1314547, CNS 1161541, CNS 1408695, CNS 1408782, CNS 1405641, CNS 1409238, CNS 1755615, CCF 1439084, CCF 1725543, CSR 1763680, CCF 1716252, CCF 1617618, IIS 1247726, IIS 1247750, and from VMware.

## References

- [1] Nitin Agrawal, Andrea C. Arpaci-Dusseau, and Remzi H. Arpaci-Dusseau. Generating realistic impressions for file-system benchmarking. *ACM Transactions on Storage*, 5(4), December 2009.
- [2] Nitin Agrawal, William J. Bolosky, John R. Douceur, and Jacob R. Lorch. A five-year study of file-system metadata. *Trans. Storage*, 3(3), October 2007.
- [3] Woo Hyun Ahn, Kyungbaek Kim, Yongjin Choi, and Daeyeon Park. DFS: A de-fragmented file system. In *10th IEEE International Symposium on Modeling, Analysis and Simulation of Computer and Telecommunications Systems (MASCOTS)*, pages 71–80, 2002.
- [4] Btrfs. Wiki section on defragmentation. Accessed 10 May 2016.
- [5] Jens Axboe, Alan D. Brunelle, and Nathan Scott. blktrace(8) - linux man page. <https://linux.die.net/man/8/blktrace>.
- [6] M. A. Bender, E. Demaine, and M. Farach-Colton. Cache-oblivious B-trees. *SIAM Journal on Computing*, 35(2):341–358, 2005.
- [7] Michael A. Bender, Martin Farach-Colton, Sándor P. Fekete, Jeremy T. Fineman, and Seth Gilbert. Cost-oblivious storage reallocation. *ACM Trans. Algorithms*, 13(3):38:1–38:20, 2017.
- [8] Jeff Bonwick and B. Moore. ZFS: The last word in file systems. In *SNIA Developers Conference*, Santa Clara, CA, USA, September 2008. Slides at [https://www.snia.org/sites/default/orig/sdc\\_archives/2008\\_presentations/monday/JeffBonw](https://www.snia.org/sites/default/orig/sdc_archives/2008_presentations/monday/JeffBonw) talk at [https://blogs.oracle.com/video/entry/zfs\\_the\\_last\\_word\\_in](https://blogs.oracle.com/video/entry/zfs_the_last_word_in). Accessed 10 May 2016.
- [9] Rémy Card, Theodore Ts'o, and Stephen Tweedie. Design and implementation of the Second Extended Filesystem. In *Proceedings of the First Dutch International Symposium on Linux*, pages 1–6, Amsterdam, NL, December 8–9 1994.



- [10] Feng Chen, David A. Koufaty, and Xiaodong Zhang. Understanding intrinsic characteristics and system implications of flash memory based solid state drives. In *Proceedings of the Eleventh International Joint Conference on Measurement and Modeling of Computer Systems*, SIGMETRICS '09, pages 181–192, New York, NY, USA, 2009. ACM.
- [11] Alexander Conway, Ainesh Bakshi, Yizheng Jiao, William Jannen, Yang Zhan, Jun Yuan, Michael A. Bender, Rob Johnson, Bradley C. Kuszmaul, Donald E. Porter, and Martin Farach-Colton. File systems fated for senescence? nonsense, says science! In Geoff Kuenning and Carl A. Waldspurger, editors, *USENIX FAST*, pages 45–58. USENIX Association, 2017.
- [12] Thomas H. Cormen, Charles E. Leiserson, Ronald L. Rivest, and Clifford Stein. *Introduction to Algorithms, 3rd Edition*. MIT Press, 2009.
- [13] Allen B. Downey. The structural cause of file size distributions. In *Proceedings of the 2001 ACM SIGMETRICS International Conference on Measurement and Modeling of Computer Systems*, SIGMETRICS '01, pages 328–329, New York, NY, USA, 2001. ACM.
- [14] John Esmet, Michael A. Bender, Martin Farach-Colton, and B. C. Kuszmaul. The TokuFS streaming file system. In *4th USENIX Workshop on Hot Topics in Storage and File Systems (HotStorage 12)*, 2012.
- [15] Jon Jacobi. Fragging wonderful: The truth about defragging your ssd. Accessed 25 September 2016.
- [16] William Jannen, Jun Yuan, Yang Zhan, Amogh Akshintala, John Esmet, Yizheng Jiao, Ankur Mittal, Prashant Pandey, Phaneendra Reddy, Leif Walsh, Michael Bender, Martin Farach-Colton, Rob Johnson, Bradley C. Kuszmaul, and Donald E. Porter. BetrFS: A right-optimized write-optimized file system. In *13th USENIX Conference on File and Storage Technologies (FAST 15)*, pages 301–315, Santa Clara, CA, USA, 2015. USENIX Association.
- [17] William Jannen, Jun Yuan, Yang Zhan, Amogh Akshintala, John Esmet, Yizheng Jiao, Ankur Mittal, Prashant Pandey, Phaneendra Reddy, Leif Walsh, Michael Bender, Martin Farach-Colton, Rob Johnson, Bradley C. Kuszmaul, and Donald E. Porter. BetrFS: Write-optimization in a kernel file system. *ACM Transactions on Storage*, 11(4), November 2015.
- [18] Cheng Ji, Li-Pin Chang, Liang Shi, Chao Wu, Qiao Li, and Chun Jason Xue. An empirical study of file-system fragmentation in mobile storage systems. In *8th USENIX Workshop on Hot Topics in Storage and File Systems (HotStorage 16)*, Denver, CO, 2016. USENIX Association.
- [19] Cheng Ji, Li-Pin Chang, Liang Shi, Chao Wu, Qiao Li, and Chun Jason Xue. An empirical study of file-system fragmentation in mobile storage

- systems. In Nitin Agrawal and Sam H. Noh, editors, *HotStorage*. USENIX Association, 2016.
- [20] Myoungsoo Jung and Mahmut Kandemir. Revisiting widely held ssd expectations and rethinking system-level implications. In *Proceedings of the ACM SIGMETRICS/international conference on Measurement and modeling of computer systems (SIGMETRICS '13)*, pages 203–216, New York, NY, USA, 2013. ACM.
  - [21] Saurabh Kadekodi, Vaishnavh Nagarajan, and Gregory R. Ganger. Geriatrix: Aging what you see and what you don’t see. a file system aging approach for modern storage systems. In *USENIX ATC*, pages 691–704, Boston, MA, July 2018. USENIX Association.
  - [22] Anna R. Karlin, Mark S. Manasse, L. A. McGeoch, and S. Owicki. Competitive randomized algorithms for nonuniform problems. *Algorithmica*, 11(6):542–571, 1994.
  - [23] Jaegeuk Kim. f2fstools: Userland tools for the f2fs filesystem. <https://git.kernel.org/pub/scm/linux/kernel/git/jaegeuk/f2fs-tools.git>. Version 1.15.0. Accessed 17 February 2023.
  - [24] Changman Lee, Dongho Sim, Jooyoung Hwang, and Sangyeun Cho. F2FS: A new file system for flash storage. In *13th USENIX Conference on File and Storage Technologies (FAST '15)*, pages 273–286, Santa Clara, CA, USA, February 22–25 2015.
  - [25] Dongzhe Ma, Jianhua Feng, and Guoliang Li. A survey of address translation technologies for flash memories. *ACM Comput. Surv.*, 46(3):36:1–36:39, January 2014.
  - [26] Avantika Mathur, MingMing Cao, Suparna Bhattacharya, Andreas Dilger, Alex Tomas, and Laurent Vivier. The new ext4 filesystem: current status and future plans. In *Ottawa Linux Symposium (OLS)*, volume 2, pages 21–34, Ottawa, ON, Canada, 2007.
  - [27] Marshall K. McKusick, William N. Joy, Samuel J. Leffler, and Robert S. Fabry. A fast file system for UNIX. *ACM Transactions on Computer Systems*, 2(3):181–197, August 1984.
  - [28] Changwoo Min, Kangnyeon Kim, Hyunjin Cho, Sang-Won Lee, and Young Ik Eom. SFS: random write considered harmful in solid state drives. In *10th USENIX Conference on File and Storage Technologies (FAST 12)*, pages 139–154, San Jose, CA, USA, February 14–17 2012.
  - [29] Patrick O’Neil, Edward Cheng, Dieter Gawlic, and Elizabeth O’Neil. The log-structured merge-tree (LSM-tree). *Acta Informatica*, 33(4):351–385, 1996.

- [30] Oracle. Defragmenting an XFS file system. Oracle Linux Administrator's Solution Guide for Release 6. Accessed 10 May 2016.
- [31] Jonggyu Park and Young Ik Eom. *FragPicker: A New Defragmentation Tool for Modern Storage Devices*, pages 280–294. ACM, New York, NY, USA, 2021.
- [32] Jonggyu Park, Dong Hyun Kang, and Young Ik Eom. File defragmentation scheme for a log-structured file system. In *Proceedings of the 7th ACM SIGOPS Asia-Pacific Workshop on Systems*, APSys '16, pages 19:1–19:7, New York, NY, USA, 2016. ACM.
- [33] Ohad Rodeh, Josef Bacik, and Chris Mason. BTRFS: The Linux B-tree filesystem. *ACM Transactions on Storage*, 9(3), August 2013.
- [34] Drew Roselli, Jacob R. Lorch, and Thomas E. Anderson. A comparison of file system workloads. In *Proceedings of the Annual Conference on USENIX Annual Technical Conference*, ATEC '00, pages 4–4, Berkeley, CA, USA, 2000. USENIX Association.
- [35] Mendel Rosenblum and John K. Ousterhout. The design and implementation of a log-structured file system. *ACM Transactions on Computer Systems (TOCS)*, 10(1):26–52, February 1992.
- [36] Keith A. Smith and Margo Seltzer. File system aging — increasing the relevance of file system benchmarks. In *Proceedings of the 1997 ACM SIGMETRICS international conference on Measurement and modeling of computer systems (SIGMETRICS '97)*, pages 203–213, Seattle, WA, June 15–18 1997.
- [37] Adam Sweeney, Doug Doucette, Wei Hu, Curtis Anderson, Mike Nishimoto, and Geoff Peck. Scalability in the XFS file system. In *Proceedings of the USENIX 1996 Annual Technical Conference*, San Diego, CA, USA, January 22–26 1996.
- [38] Rupesh Thakare, Andreas Dilger, and Kalpak Shah. e2freefrag(8) - linux man page. <https://linux.die.net/man/8/e2freefrag>.
- [39] Theodore Ts'o. E2fsprogs: Ext2/3/4 filesystem utilities, May 17 2015. Version 1.42.13. Accessed 10 May 2016.
- [40] Stephen Tweedie. EXT3, journaling filesystem. In *Ottawa Linux Symposium*, Ottawa, ON, Canada, July 20 2000.
- [41] Lars Wirzenius, Joanna Oja, Stephen Stafford, and Alex Weeks. *Linux System Administrator's Guide*. The Linux Documentation Project, 2004. Version 0.9.

- [42] Jun Yuan, Yang Zhan, William Jannen, Prashant Pandey, Amogh Akshintala, Kanchan Chandnani, Pooja Deo, Zardosht Kasheff, Leif Walsh, Michael Bender, Martin Farach-Colton, Rob Johnson, Bradley C. Kuszmaul, and Donald E. Porter. Optimizing every operation in a write-optimized file system. In *14th USENIX Conference on File and Storage Technologies (FAST 16)*, pages 1–14, Santa Clara, CA, USA, 2016.
- [43] Jun Yuan, Yang Zhan, William Jannen, Prashant Pandey, Amogh Akshintala, Kanchan Chandnani, Pooja Deo, Zardosht Kasheff, Leif Walsh, Michael A. Bender, Martin Farach-Colton, Rob Johnson, Bradley C. Kuszmaul, and Donald E. Porter. Writes wrought right, and other adventures in file system optimization. *ACM Trans. Storage*, 13(1), mar 2017.
- [44] Yang Zhan, Alex Conway, Yizheng Jiao, Eric Knorr, Michael A. Bender, Martin Farach-Colton, William Jannen, Rob Johnson, Donald E. Porter, and Jun Yuan. The full path to Full-Path indexing. In *16th USENIX Conference on File and Storage Technologies (FAST 18)*, pages 123–138, Oakland, CA, February 2018. USENIX Association.
- [45] Yang Zhan, Alex Conway, Yizheng Jiao, Nirjhar Mukherjee, Ian Groombridge, Michael A. Bender, Martin Farach-Colton, William Jannen, Rob Johnson, Donald E. Porter, and Jun Yuan. Copy-on-abundant-write for nimble file system clones. *ACM Trans. Storage*, 17(1), jan 2021.
- [46] Yang Zhan, Alexander Conway, Yizheng Jiao, Nirjhar Mukherjee, Ian Groombridge, Michael A. Bender, Martin Farach-Colton, William Jannen, Rob Johnson, Donald E. Porter, and Jun Yuan. How to copy files. In *18th USENIX Conference on File and Storage Technologies (FAST 20)*, pages 75–89, Santa Clara, CA, February 2020. USENIX Association.
- [47] Yang Zhan, Yizheng Jiao, Donald E. Porter, Alex Conway, Eric Knorr, Martin Farach-Colton, Michael A. Bender, Jun Yuan, William Jannen, and Rob Johnson. Efficient directory mutations in a full-path-indexed file system. *ACM Trans. Storage*, 14(3), nov 2018.
- [48] Ningning Zhu, Jiawu Chen, and Tzi-Cker Chiueh. TBBT: Scalable and accurate trace replay for file server evaluation. In *4th USENIX Conference on File and Storage Technologies (FAST 05)*, pages 323–336, Santa Clara, CA, USA, 2005.