

ADJOINT MONTE CARLO METHOD

RUSSEL CAFLISCH AND YUNAN YANG

ABSTRACT. This survey explores the development of adjoint Monte Carlo methods for solving optimization problems governed by kinetic equations, a common challenge in areas such as plasma control and device design. These optimization problems are particularly demanding due to the high dimensionality of the phase space and the randomness in evaluating the objective functional, a consequence of using a forward Monte Carlo solver. To overcome these difficulties, a range of “adjoint Monte Carlo methods” have been devised. These methods skillfully combine Monte Carlo gradient estimators with PDE-constrained optimization, introducing innovative solutions tailored for kinetic applications. In this review, we begin by examining three primary strategies for Monte Carlo gradient estimation: the score function approach, the reparameterization trick, and the coupling method. We also delve into the adjoint-state method, an essential element in PDE-constrained optimization. Focusing on applications in the radiative transfer equation and the nonlinear Boltzmann equation, we provide a comprehensive guide on how to integrate Monte Carlo gradient techniques within both the optimize-then-discretize and the discretize-then-optimize frameworks from PDE-constrained optimization. This approach leads to the formulation of effective adjoint Monte Carlo methods, enabling efficient gradient estimation in complex, high-dimensional optimization problems.

1. INTRODUCTION

The Monte Carlo method, a cornerstone in the field of computational mathematics, is a stochastic technique used for solving a wide array of mathematical problems which are often too complex for standard deterministic approaches [41, 51]. The Monte Carlo method, as we know it today, was developed by John von Neumann and Stanisław Ulam during World War II [56, 41, 17, 40], aiming to enhance decision-making in situations characterized by uncertainty. Its name is inspired by the famous casino town of Monaco, reflecting the method’s fundamental reliance on the concept of randomness, akin to a roulette game. The Monte Carlo method is renowned for its versatility and efficacy in diverse domains ranging from physics to finance and engineering to artificial intelligence. At its core, the Monte Carlo method involves the use of random sampling to approximate solutions to problems that might be deterministic in principle but are practically infeasible to solve directly.

In many optimization problems arising from a wide array of applications where the Monte Carlo method is most effective, there is a strong need to compute the derivative of an objective function with respect to its parameters. This is crucial if one uses local optimization algorithms such as gradient descent and Newton’s method to find the optimizer with fewer objective function evaluations [45]. A significant difficulty of directly computing the gradient is that the objective function is approximated by the

Monte Carlo method, suffering from intrinsic randomness. Handling the randomness in the objective function gives rise to the field of Monte Carlo gradient estimation.

In computational mathematics, the technique of Monte Carlo gradient estimation emerges as a critical tool, leveraging stochastic processes to tackle complex optimization challenges [22, 42, 23, 50]. Building on the foundational Monte Carlo method, this approach broadens its application to gradient estimation. In particular, Monte Carlo gradient estimation excels in approximating the gradients of expectations, a task often impractical or impossible due to the complexity of the underlying expectations. This method skillfully overcomes such barriers by sampling from relevant distributions and using these samples for gradient estimation.

There are three primary strategies employed in Monte Carlo gradient estimators:

- (i) the likelihood ratio method [23], also known as the score function method [50];
- (ii) the pathwise derivative method [22, 21], sometimes referred to as the reparameterization trick [31];
- (iii) the coupling method [48, 42].

Each of these strategies possesses distinct characteristics and is suited to specific problem contexts. We will revisit these strategies comprehensively in Section 2, exploring their unique properties and applicability.

In this survey, our objective is to explore the application of Monte Carlo gradient estimation techniques in addressing optimization problems that emerge from kinetic theory. Notably, the Monte Carlo method has been a prominent choice for numerically solving kinetic equations, especially those with state variables existing in a seven-dimensional phase space [11]. Alongside the development of mesh-based numerical methods, there has been significant interest in the Direct Simulation Monte Carlo (DSMC) approach and its various extensions [6, 43, 8, 46, 47].

When dealing with design and control tasks modeled by kinetic equations, such as plasma control and device design [18], the challenge involves mathematically resolving a kinetic Partial Differential Equation (PDE)-constrained optimization problem. This classical approach typically requires adjusting parameters to align with reference data or to achieve specific desired properties, effectively minimizing an objective functional [27]. The iterative update process in these problems involves the computation of gradients, requiring the solution of two PDEs: the original forward equation and its corresponding adjoint PDE, based on the adjoint-state method. In particular, the gradient is derived from either the optimize-then-discretize (OTD) or the discretize-then-optimize (DTO) frameworks (see Section 3). However, this may lead to prohibitive computational costs, particularly in high-dimensional PDEs.

To reduce the computational costs, one can consider using Monte Carlo solvers for gradient-based PDE-constrained optimizations. While there are established Monte Carlo methods for solving the complex forward kinetic PDE, such as the Boltzmann equation and the Vlasov–Poisson equation, a key research question arises:

How to effectively solve the corresponding adjoint equation using a Monte Carlo method?

The primary challenge in developing a Monte Carlo numerical solver for the adjoint equation lies in reconciling the Monte Carlo approach with the computation of gradients. In essence, the Monte Carlo forward solver computes the weak form solution of a given PDE, which is a weighted linear combination of Dirac delta measures. However, the gradient calculations for PDE-constrained optimization problems typically involve multiplying two PDE solutions – one forward and one adjoint. Utilizing the same or a similar Monte Carlo solver for the adjoint PDE as used for the forward PDE presents a problem; the gradient requires the multiplication of two sets of Dirac delta measures over the same phase space, which is not well-defined since Dirac delta is not technically a function. Therefore, it is crucial to carefully design an appropriate adjoint Monte Carlo method, which also requires a thorough understanding of the nature of adjoint variables. This survey focuses on this exact issue.

In this survey, we present a general framework for the adjoint Monte Carlo method, illustrating its application in two case studies: the Radiative Transfer Equation (RTE) [36] and the Boltzmann Equation [10, 58]. The method skillfully combines Monte Carlo gradient estimation techniques, prevalent in mathematical finance and machine learning [22, 42], with established solutions for PDE-constrained optimization [26]. It introduces a novel approach to handling randomness in the discretization and approximation of forward equations, which is beyond the typical study of PDE-constrained optimization, necessitating new theoretical and computational strategies for the adjoint PDE. An overview diagram of this method is also provided in Figure 1.

We aim to establish a framework for formulating an adjoint Monte Carlo method, showcased through two detailed case studies: the radiative transfer equation (RTE) [36] and the Boltzmann equation [10, 58]. This exploration will not only address the theoretical aspects but also provide practical insights into its implementation. In a nutshell, the adjoint Monte Carlo method designed for various kinetic PDEs skillfully integrates mature techniques from Monte Carlo gradient estimation, which are widely used in mathematical finance and machine learning [22, 42], with solution frameworks for PDE-constrained optimization problems. Unlike the typical solution procedure in PDE-constrained optimization, the discretization and approximation of the forward (state) equation in the context considered here involve randomness, which requires innovations in both theoretical understandings and computational algorithms for the adjoint PDE. An overview diagram for the adjoint Monte Carlo method is presented in Figure 1.

Since its first proposal in 2021 [10], the adjoint Monte Carlo method [58, 36] has seen impactful use, notably in topology optimization for rarefied gas flow channel design [24, 59], a spatially inhomogeneous Boltzmann-equation constrained optimization problem. A key challenge of the adjoint Monte Carlo method is its high memory requirement, which led to the development of a reversible extension for permuted congruential pseudorandom number generators to reduce memory usage [38]. This further influences the work of adjoint sensitivity calculation in plasma edge codes [13]. The adjoint Monte Carlo method for kinetic applications has gathered much research interest in recent years, which warrants the timeliness of this survey.

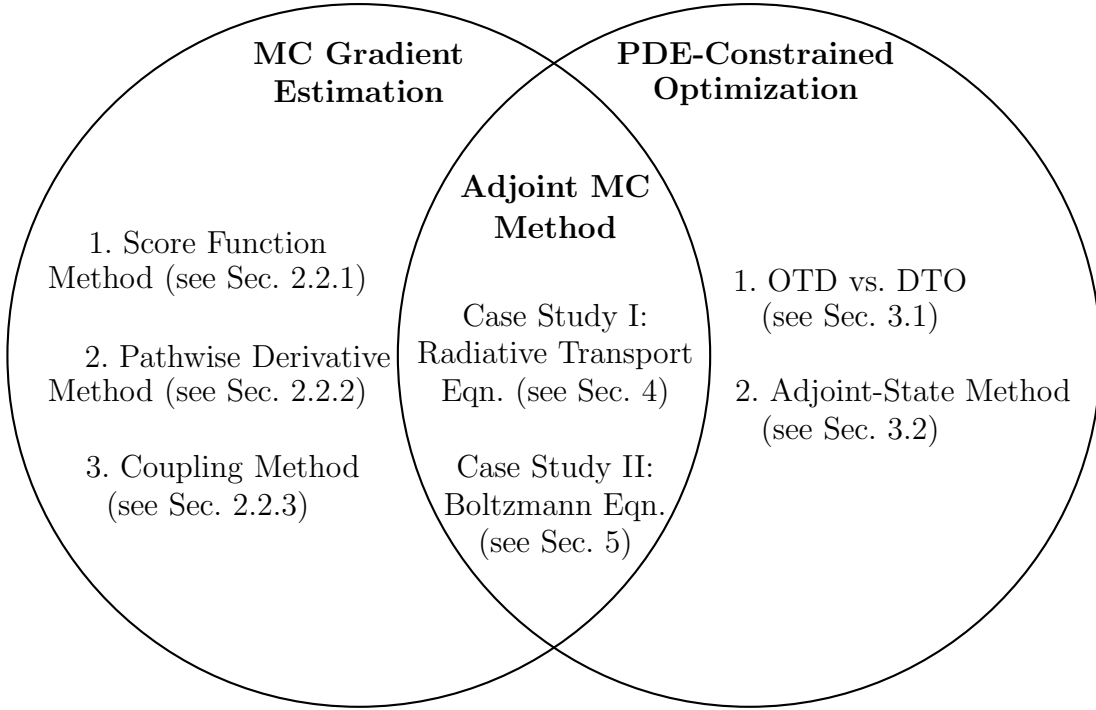


FIGURE 1. The diagram illustrates the main structure of this survey paper. The adjoint Monte Carlo (MC) method integrates effective techniques from Monte Carlo gradient estimation and problem-solving frameworks in PDE-constrained optimization to tackle challenging optimization problems based on various kinetic PDEs.

The rest of the paper is organized as follows. We first introduce essential mathematical and statistical background in Section 2, where we will present an overview of the field of the Monte Carlo gradient and its mainstream strategies. In Section 3, we switch gears to revisit PDE-constrained optimization problems and the general mathematical frameworks to tackle them. In particular, we re-derive the adjoint-state method, a key ingredient to guarantee the scalability of PDE-constrained optimization for real-world applications. The central theme of this survey paper is to showcase how one can combine the Monte Carlo gradient estimation methods in Section 2 with strategies that solve the PDE-constrained optimization problem in Section 3, two separate research topics, together, and innovate a new class of method, termed as the “Adjoint Monte Carlo Method”, for solving optimization problems regarding kinetic PDEs. In Section 4, we give an example of the radiative transport equation (RTE), a linear mean-field equation. To compute the derivative of the objective functional constrained by the RTE, we show how to derive and utilize the adjoint Monte Carlo method based on the OTD and DTO approaches, respectively. In Section 5, we look closely at the Boltzmann equation, a nonlinear integro-differential equation but not a mean-field equation. The binary collision in the Boltzmann equation requires careful treatment, and we obtain the adjoint Monte Carlo method in the DTO approach.

With the two examples, we have outlined the steps to construct an adjoint Monte Carlo scheme. Conclusions and more discussions follow in Section 6.

2. MONTE CARLO GRADIENT ESTIMATION

The term “Monte Carlo gradient” refers to the estimation of the gradient of a given objective function using Monte Carlo methods. Consider a general objective function in the form of

$$(1) \quad J(\theta) = \int f(x)p(x, \theta)dx = \mathbb{E}_{X \sim p(x, \theta)} [f(X)],$$

where $f(x)$ is an observable function, assumed to be independent of θ , and $p(x, \theta)$ is the input density function corresponding to a given distribution that depends on the parameter θ . The optimization problem aims to find an optimal parameter θ that minimizes the objective function $J(\theta)$. If one wants to use optimization algorithms such as steepest descent, conjugate gradient descent, and Newton’s method [45], it is essential to have a computationally feasible way of obtaining the gradient of $J(\theta)$.

Often, we do not have direct access to the analytic form of the density function $p(x, \theta)$, or it is challenging to use other deterministic quadrature rules to approximate the integral in (1). In such cases, the objective function (1) can be approximated through the Monte Carlo integration:

$$(2) \quad J(\theta) \approx \hat{J}(\theta) = \frac{\rho}{N} \sum_{i=1}^N f(X_i), \quad X_1, \dots, X_N \sim p(x, \theta),$$

where X_1, \dots, X_N are independent and identically distributed (i.i.d.) samples, $\rho = \int p(x, \theta)dx$ is the total mass and is often independent with respect to the parameter θ . For probability distributions, we always have $\rho = 1$. We remark that $\hat{J}(\theta)$ given in (2) is an unbiased estimator as it satisfies

$$\mathbb{E} [\hat{J}(\theta)] = J(\theta),$$

where the expectation is taken with respect to all the i.i.d. samples X_1, \dots, X_N .

Based on the Central Limit Theorem, we have [12]

$$J(\theta) - \hat{J}(\theta) \approx \sigma(\theta)N^{-1/2} \mathbf{r},$$

where the random variable $\mathbf{r} \sim N(0, 1)$, the 1D standard normal distribution, and

$$\sigma(\theta) = \sqrt{\int (f - J(\theta))^2 p(x, \theta)dx}$$

is the standard deviation, depending on the parameter θ .

In this survey paper, the problem of interest is not to estimate $J(\theta)$ but instead to evaluate (or approximate) the gradient of $J(\theta)$ with respect to the parameter θ ,

$$(3) \quad G(\theta) := \nabla_{\theta} J(\theta).$$

There are two main scenarios where the Monte Carlo gradient estimation is useful. First, in some contexts, especially in high-dimensional spaces or complex models, it

is challenging or computationally expensive to directly compute the gradient $G(\theta)$. Monte Carlo gradient estimation provides a stochastic approach to approximate these gradients. Second, in many cases, the objective function evaluation can be stochastic in nature due to either the computational complexity of directly evaluating $J(\theta)$ or the lack of access to the full distribution function $p(x, \theta)$. In such scenarios, one has to approximate the objective function $J(\theta)$ through certain Monte Carlo methods. As a result, one only has access to the random variable $\hat{J}(\theta)$ instead of deterministic value $J(\theta)$. To examine the sensitivity of the approximated random objective function value $\hat{J}(\theta)$ to the parameter θ , it is then equivalent to examining the sensitivity of the samples

$$X_1, X_2, \dots, X_N \sim p(x; \theta)$$

in the Monte Carlo method with respect to the parameter θ in the underlying distribution. We will use $\hat{G}(\theta)$ to denote the Monte Carlo gradient estimation of $G(\theta)$.

2.1. Overview. Monte Carlo gradient estimation, sometimes referred to as the “differentiable Monte Carlo”, is a topic of interest and an active field of research in a wide range of subjects [42]. In reinforcement learning [30], one research topic is to determine the optimal policy that has a maximum reward. The objective is often an expected reward where the reward is a random variable, similar to the form of $J(\theta)$ in (1). The so-called policy gradient, the gradient of this expectation with respect to the policy parameters in reinforcement learning, is often estimated using Monte Carlo methods. The well-known REINFORCE algorithm is a classic example [57], which utilized the score-function method, which we will discuss in detail later in Section 2.2.1.

In variational Bayesian inference, the evidence lower bound (ELBO) is a fundamental concept, which is a method used to approximate complex posterior distributions. The goal of variational inference is to maximize the ELBO with respect to the parameters of the variational distribution. This is equivalent to minimizing the divergence between the true posterior and the variational distribution. The variational problem is often optimized using Monte Carlo gradient estimators [31], especially when the model involves latent variables. The Monte Carlo gradient estimation provides an unbiased estimate of the true gradient. This makes it a powerful tool for optimizing the ELBO, especially when the exact gradient computation is intractable.

Monte Carlo methods are widely used in mathematical finance for valuing complex financial derivatives and risk management. Some financial derivatives have payoffs that are challenging to value using traditional closed-form solutions or numerical methods like finite difference methods. Monte Carlo simulation can be used to simulate many possible sample paths of the underlying asset(s) and then average the payoffs across these paths to estimate the derivative’s value. The gradient (sensitivity) of this value with respect to model parameters can be estimated using the Monte Carlo gradient, e.g., the “Greeks” of financial instruments with respect to underlying parameters [22, Sec. 7.2].

Monte Carlo methods offer a notable advantage in their natural capacity for parallelization. This characteristic stems from the methods’ reliance on numerous i.i.d. random samples to approximate solutions. Since these sampling activities are independent of each other, they can be effectively distributed across various processors or computing

nodes. This ability to execute in parallel not only speeds up the computational process but also enhances the scalability and efficiency of Monte Carlo methods, making them particularly suitable for tackling large-scale problems in high-performance computing environments.

A significant challenge in utilizing Monte Carlo methods for optimization tasks, as previously noted, lies in calculating the gradients of expectations estimated through these methods, inherently random in nature. Accurately determining these gradients is essential for optimization in fields such as reinforcement learning, Bayesian inference, and simulation-based design. The stochastic nature of Monte Carlo gradient estimation means that the estimated gradient can have high variance. Techniques like quasi Monte Carlo method [12], importance sampling [53], antithetic variates [34], or control variates [52] can be used to reduce this variance. Depending on the sampling method, there might be bias in the gradient estimates, i.e., $\mathbb{E}[\widehat{G}(\theta)] \neq G(\theta)$. It is crucial to ensure that the estimator is unbiased or that the bias is controlled and understood. This topic has attracted much research endeavor [39, 15, 54, 44].

2.2. Methods. In the following subsections, we will introduce three primary methods of Monte Carlo gradient estimation, each widely employed across diverse fields.

2.2.1. Likelihood Ratio Method / Score Function Method. The Monte Carlo gradient estimator based on the score function method stands as one of the most versatile gradient estimators. It has a wide range of applications. It is known as the score function estimator in [50, 32], and referred to as the likelihood ratio method in [23]. The method is also called the REINFORCE estimator in reinforcement learning [57]. Next, we will briefly introduce its derivation and comment on the properties.

Consider the parameterized density function $p(x, \theta)$. The score function is the derivative of the logarithm of $p(x, \theta)$, i.e.,

$$(4) \quad \nabla_{\theta} \log p(x, \theta),$$

and it satisfies the relationship

$$(5) \quad \nabla_{\theta} p(x, \theta) = p(x, \theta) \nabla_{\theta} \log p(x, \theta).$$

If X is a random variable with its distribution characterized by the density function $p(x, \theta)$, we have another important property regarding the score function:

$$(6) \quad \mathbb{E}_{X \sim p(x, \theta)} [\nabla_{\theta} \log p(X, \theta)] = \int \frac{\nabla_{\theta} p(x, \theta)}{p(x, \theta)} p(x, \theta) dx = \nabla_{\theta} \int p(x, \theta) dx = \nabla_{\theta} 1 = 0.$$

That is, as a random variable, $\nabla_{\theta} \log p(X, \theta)$ has mean zero. If $\theta \in \mathbb{R}^m$, $\nabla_{\theta} \log p(X, \theta)$ is a vector-valued random variable. We proceed to compute its covariance matrix $C(\theta)$. The ij -th entry of $C(\theta)$ is

$$(7) \quad \begin{aligned} C_{ij}(\theta) &= \int \frac{\partial \log p(x, \theta)}{\partial \theta_i} \frac{\partial \log p(x, \theta)}{\partial \theta_j} p(x, \theta) dx \\ &= -\mathbb{E}_{X \sim p(x, \theta)} \left[\frac{\partial^2}{\partial \theta_i \partial \theta_j} \log p(X, \theta) \right]. \end{aligned}$$

The last term is the so-called Fisher information. The second equality holds because

$$\nabla_{\theta} \left(\mathbb{E}_{X \sim p(x, \theta)} [\nabla_{\theta} \log p(X, \theta)] \right) = 0 ,$$

as a result of (6).

The score function plays a crucial role in statistical estimation and machine learning, serving as a foundational tool for parameter estimation and model evaluation. It is essentially the gradient of the log-likelihood function with respect to the parameters, providing critical information about how the likelihood changes with respect to these parameters. The importance of the score function lies in its ability to identify the most probable parameters that best fit the data, thereby maximizing the likelihood. In complex models, the score function guides optimization algorithms toward the best parameter values, significantly impacting the accuracy and efficiency of model fitting. Additionally, it is instrumental in constructing various statistical tests and confidence intervals, making it a key component in inferential statistics and model diagnostics.

Given the properties of the score function, we next describe how to use it to estimate the gradient defined in (3). We first reformulate $G(\theta)$ as follows.

$$\begin{aligned} G(\theta) &= \nabla_{\theta} \left(\int f(x) p(x, \theta) dx \right) \\ &= \int f(x) \nabla_{\theta} p(x, \theta) dx \\ &= \int f(x) (\nabla_{\theta} \log p(x, \theta)) p(x, \theta) dx \\ (8) \quad &= \mathbb{E}_{X \sim p(x, \theta)} [f(X) \nabla_{\theta} \log p(X, \theta)] , \end{aligned}$$

where we used the identity in (5). As a result, to generate an estimation of $G(\theta)$, denoted by \hat{G} , we can use Monte Carlo integration to approximate the last term in (8):

$$(9) \quad \hat{G} \approx \frac{1}{N} \sum_{i=1}^N f(X_i) \nabla_{\theta} \log p(X_i, \theta) ,$$

where X_1, \dots, X_N are i.i.d. samples following the distribution $p(x, \theta)$. Here, we assume that $\rho = \int p(x, \theta) dx = 1$. The formula outlined in (9) is the score method gradient estimator, one of the most classic techniques for gradient estimation. We can also verify that the estimator \hat{G} is unbiased:

$$\mathbb{E}_{X_i \sim p(x, \theta), \text{i.i.d.}} [\hat{G}] = G(\theta) .$$

Recall that in the beginning of Section 2, we remarked that estimating the Monte Carlo gradient is equivalent to examining the sensitivity of the samples $\{X_i\}$ on the parameter θ . The ‘‘Score Function Method’’ achieves this by first evaluating the score function at those sample positions, i.e., $\nabla_{\theta} \log p(X_i, \theta)$, and then multiplying the contribution by a weight $f(X_i)$. The final weighted average of the score function values yields the true parameter sensitivity.

Note that we interchanged the order between differentiation and integration in the reformulation of $G(\theta)$ in (8). To justify this step, we need extra conditions on the density function $p(x, \theta)$ and the integrand $f(x)$ [35, 32]. One necessary condition

is that $p(x, \theta)$ is continuously differentiable with respect to θ and is also absolutely continuous with respect to θ at the boundary of the support [48, 22].

2.2.2. Pathwise Derivative Method / Reparameterization Trick. The pathwise derivative method [22] is also sometimes referred to as the process derivative [48, 21], stochastic backpropagation [49], and the reparameterization trick [31]. The pathwise derivative method is often used to make the gradient estimation more stable. This method involves reparameterizing the latent variables in a way that allows the gradient to be taken with respect to the parameters of the variational distribution directly rather than through the sampling process.

To begin with, we consider a specific way of sampling the target probability measure μ_θ with density $p(x, \theta)$ where $d\mu(x) = p(x, \theta)dx$. Suppose there exists a parameter θ -independent distribution π such that

$$(10) \quad \mu_\theta = T_\theta \# \pi, \quad T_\theta : \mathbb{R}^n \mapsto \mathbb{R}^n.$$

Here, the function T_θ is often referred to as the push-forward map. It turns one measure π to another measure μ and is also mass-preserving:

$$\mu_\theta(A) = \pi(T_\theta^{-1}(A))$$

where A is an arbitrary Borel measurable set and $T_\theta^{-1}(A)$ denotes its preimage.

If the relationship (10) is satisfied, we can sample from μ_θ by sampling π . To do so, we first obtain N i.i.d. samples from π , denoted by Y_1, \dots, Y_N , and transform these samples through the deterministic function T_θ :

$$(11) \quad X_i = T_\theta(Y_i), \quad i = 1, \dots, N.$$

Then the resulting samples $X_1, \dots, X_i, \dots, X_N \sim \mu_\theta$. If π is also absolutely continuous with respect to the Lebesgue measure in \mathbb{R}^n with the density function $q(x)$, and moreover, T_θ is a bijection, then we have the change of variable formula:

$$q(x) = p(T_\theta(x), \theta) |\nabla_x T_\theta|,$$

where $|\nabla_x T_\theta|$ represents the determinant of the Jacobian matrix $\nabla_x T_\theta$.

The parameterized push-forward map T_θ is also considered as a path function. For example, when sampling a Gaussian random variable following $N(3, \theta^2)$ with $\theta > 0$, we can first sample from the standard normal distribution $N(0, 1)$, followed by proper translation and dilation through the linear map $T_\theta(x) = \theta x + 3$.

A direct consequence of this pathwise sampling is the Law of the Unconscious Statisticians (LOTUS) [19]:

$$(12) \quad \mathbb{E}_{Y \sim \pi} [f(T_\theta(Y))] = \mathbb{E}_{X \sim \mu_\theta} [f(X)].$$

LOTUS tells us that we can perform (Monte Carlo) integration without knowing the underlying probability distribution as long as we are given the corresponding sampling path T_θ and the base distribution π . Using this property, we obtain another

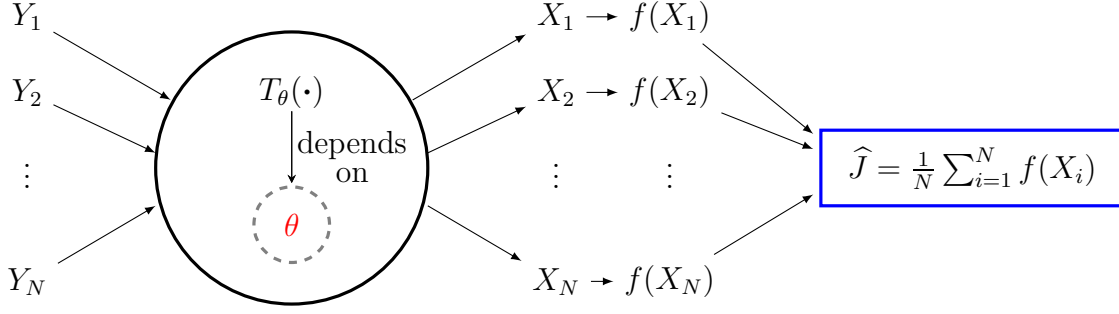


FIGURE 2. A diagram showing the dependence of the approximated objective function \hat{J} on the samples $\{X_i\} \sim \mu_\theta$, which are determined by the parameter θ through the push-forward map $T_\theta(\cdot)$ **path by path** in the “Pathwise Derivative Method” (see Section 2.2.2).

reformulation of the gradient G that is different from (8):

$$\begin{aligned}
 G &= \nabla_\theta (\mathbb{E}_{X \sim \mu_\theta} [f(X)]) \\
 &= \nabla_\theta (\mathbb{E}_{Y \sim \pi} [f(T_\theta(Y))]) \\
 &= \mathbb{E}_{Y \sim \pi} [\nabla_\theta f(T_\theta(Y))] \\
 (13) \quad &= \mathbb{E}_{Y \sim \pi} \left[\nabla_\theta T_\theta(Y)^\top \nabla_x f(x) \Big|_{x=T_\theta(Y)} \right].
 \end{aligned}$$

The gradient estimator is then a Monte Carlo approximation of (13), given by

$$(14) \quad \hat{G} = \frac{1}{N} \sum_{i=1}^N \nabla_\theta T_\theta(Y_i)^\top \nabla_x f(T_\theta(Y_i)), \quad Y_i \sim \pi, \quad i = 1, \dots, N.$$

The pathwise gradient estimation is applicable when the function inside the expectation is differentiable with respect to its parameter θ . It involves directly differentiating the simulation, and the formula inherits the structure of a chain rule:

From θ to $T_\theta(X)$ (i.e., $\nabla_\theta T_\theta$), and from $T_\theta(X)$ to $f(T_\theta(X))$ (i.e., $\nabla_x f(x) \Big|_{x=T_\theta(X)}$).

Different from the score function method discussed in Section 2.2.1, the contribution of the gradient is traced path by path as shown in the diagram in Figure 2. The dependence of the samples $\{X_i\}_{i=1}^N$ on the parameter θ is evident through the deterministic path function (i.e., the push-forward map) T_θ . This is the fundamental reason why the simple chain rule is applicable here.

The pathwise method is, however, limited to distributions that can be reformulated as (10), the push-forward of a baseline parameter-independent distribution. Moreover, the push-forward map has to be differentiable in terms of the parameters. Often, the process of sampling X from $p(x, \theta)$ and the process of computing the gradient of the samples with respect to the parameter θ , i.e., the computation of the $\nabla_\theta X$, are coupled together. It is possible to decouple these two processes by sampling using a favorite and efficient method, and then approximate $\nabla_\theta X$ in another way [42, Sec. 5.3]. Similar to the derivation of the score function estimator, we also used the interchange between differentiation and integration in (13). A sufficient condition requires $f(x)$ to

be differentiable. If the interchange is justified, we can again see that the pathwise gradient estimator \widehat{G} given in (14) is unbiased:

$$\mathbb{E}_{Y_i \sim \pi, \text{i.i.d.}}[\widehat{G}] = G(\theta).$$

2.2.3. Coupling Method. Without loss of generality, we first consider the simple case where θ is a one-dimensional (1D) variable. For a fixed parameter θ , we generate N i.i.d. samples, X_1, \dots, X_N , following $p(x, \theta)$, and then evaluate the Monte Carlo sum $\widehat{J}(\theta)$ following (2). Given a small perturbation $\Delta\theta$ in the parameter θ , we again draw N i.i.d. samples, $\tilde{X}_1, \dots, \tilde{X}_N$, corresponding to the perturbed density function $p(\tilde{x}, \theta + \Delta\theta)$. We then calculate the new Monte Carlo sum $\widehat{J}(\theta + \Delta\theta)$. In this setup, the sampling procedure of $\{X_i\}$ and $\{\tilde{X}_i\}$ are independent, and we denote the resulting gradient estimation from uncorrelated distributions as \widehat{G}_{ind} .

Using the idea of finite-difference approximation to the first-order derivative, we can approximate the gradient $G = \nabla J(\theta) \approx \frac{1}{\Delta\theta} (J(\theta + \Delta\theta) - J(\theta))$ using the Monte Carlo sums:

$$(15) \quad \widehat{G}_{ind} \approx \frac{1}{\Delta\theta} (\widehat{J}(\theta + \Delta\theta) - \widehat{J}(\theta)) = \frac{1}{N\Delta\theta} \sum_{i=1}^N (f(\tilde{X}_i) - f(X_i)).$$

The variance of \widehat{G}_{ind} can be calculated as follows.

$$(16) \quad \begin{aligned} \text{Var}[\widehat{G}_{ind}] &= \frac{1}{N^2|\Delta\theta|^2} \sum_{i=1}^N \left(\text{Var}_{X_i \sim p(x, \theta)}[f(X_i)] + \text{Var}_{\tilde{X}_i \sim p(\tilde{x}, \theta + \Delta\theta)}[f(\tilde{X}_i)] \right) \\ &= \frac{1}{N|\Delta\theta|^2} \left(\text{Var}_{X \sim p(x, \theta)}[f(X)] + \text{Var}_{\tilde{X} \sim p(\tilde{x}, \theta + \Delta\theta)}[f(\tilde{X})] \right). \end{aligned}$$

Besides the random errors from computing both $\widehat{J}(\theta + \Delta\theta)$ and $\widehat{J}(\theta)$, we address that this gradient estimator is also subject to the finite difference approximation error $\mathcal{O}(|\Delta\theta|)$. Higher-order difference schemes, such as the central difference method, can be used here. Moreover, reducing the size of $\Delta\theta$ decreases the finite difference error but, unfortunately, increases the random error as the standard deviation is proportional to $1/|\Delta\theta|$; see Equation (16). Therefore, to reduce the total error, $|\Delta\theta|$ cannot be chosen to be too large or too small. Certain prior analyses and estimations can be helpful to select a reasonable perturbation $\Delta\theta$; see [10, Sec. 6.1].

The random error not only depends on the size of $\Delta\theta$, but also the concrete sampling schemes for $\{X_i\}$ and $\{\tilde{X}_i\}$. The Coupling Method in the context of Monte Carlo gradients is a technique used to reduce the variance in the gradient estimation (15) that comes from the two sets of samples. The essential idea behind the coupling method is to *introduce a dependency* between pairs of random variables,

$$X_i, \text{ and } \tilde{X}_i, \quad i = 1, \dots, N,$$

that are used in the Monte Carlo estimation process.

Consider a joint distribution function $P(x, \tilde{x}; \theta, \Delta\theta)$ whose two marginals are $p(x, \theta)$ and $p(\tilde{x}, \theta + \Delta\theta)$, respectively. Let (X_i, \tilde{X}_i) be i.i.d. samples from $P(x, \tilde{x}; \theta, \Delta\theta)$, $i =$

$1, \dots, N$. We still use Equation (15) to estimate the gradient, which is denoted by \widehat{G}_{cp} to highlight the coupled sampling. We proceed to calculate the variance of \widehat{G}_{cp} :

$$\begin{aligned} \text{Var}_{(X_i, \tilde{X}_i) \sim P}[\widehat{G}_{cp}] &= \frac{1}{N^2 |\Delta\theta|^2} \sum_{i=1}^N \left(\text{Var}_{X_i \sim p(x, \theta)}[f(X_i)] + \text{Var}_{\tilde{X}_i \sim p(\tilde{x}, \theta + \Delta\theta)}[f(\tilde{X}_i)] \right. \\ &\quad \left. - 2 \text{Cov}_{(X_i, \tilde{X}_i) \sim P}[f(X_i), f(\tilde{X}_i)] \right) \\ &= \text{Var}[\widehat{G}_{ind}] - \frac{2}{N |\Delta\theta|^2} \text{Cov}_{(X, \tilde{X}) \sim P}[f(X), f(\tilde{X})]. \end{aligned}$$

Thus, if one can strategically correlate these two sets of random samples such that $\text{Cov}_{(X, \tilde{X}) \sim P}[f(X), f(\tilde{X})]$ is as large as possible, the variance of the gradient estimate \widehat{G}_{cp} can be significantly smaller than \widehat{G}_{ind} that is obtained without coupling the two sets of samples. In other words, we want to design correlations so that pairs of samples move together more closely in the sample space, thereby reducing the randomness in the gradient estimation in (15). A simple and practical way to correlate these two sets of samples is to fix the random seed in the random number generator when sampling $\{X_i\}$ and $\{\tilde{X}_i\}$. Other coupling methods exist, and their concrete forms highly depend on the sampling algorithm under consideration.

By reducing the variance of the gradient estimates, the coupling method can lead to more efficient parameter optimization, as it requires fewer samples to achieve a certain level of accuracy. However, it is worth noting that the coupling method does not scale well when the dimension of the parameter θ increases. Consider $\theta \in \mathbb{R}^m$. Then, we need to repeat the procedure in (15) at least m times to obtain the full gradient, as each evaluation following (15) only yields a directional derivative. This involves m different sampling tasks for one gradient evaluation. In contrast, the Score Function Method (Section 2.2.1) and the Pathwise Derivative Method (Section 2.2.2) require as few as one sampling process to produce a good estimation for the gradient G , especially if combined with the adjoint-state method to be discussed in Section 3.2.

We remark that the Coupling Method can be used to verify the accuracy of the gradient obtained through the adjoint Monte Carlo method [10]. This is because it only requires an efficient sampling algorithm, e.g., forward Monte Carlo solvers for kinetic PDEs, for the target distribution, and does not demand access to the target density $p(x, \theta)$ or the distribution to have a reparameterization structure, which is very hard to ensure when working with applications of kinetic PDEs.

3. PDE-CONSTRAINED OPTIMIZATION AND THE ADJOINT-STATE METHOD

Many real-world phenomena are described by PDEs, from fluid dynamics and heat transfer to electromagnetism and elasticity. For example, as the focus of this survey, kinetic equations, which describe the evolution of systems based on their individual particle dynamics, are fundamental in various scientific and engineering disciplines. Optimizing systems described by these phenomena often naturally leads to PDE-constrained optimization problems. Examples include

- optimizing the shape of a plasma fusion reactor,

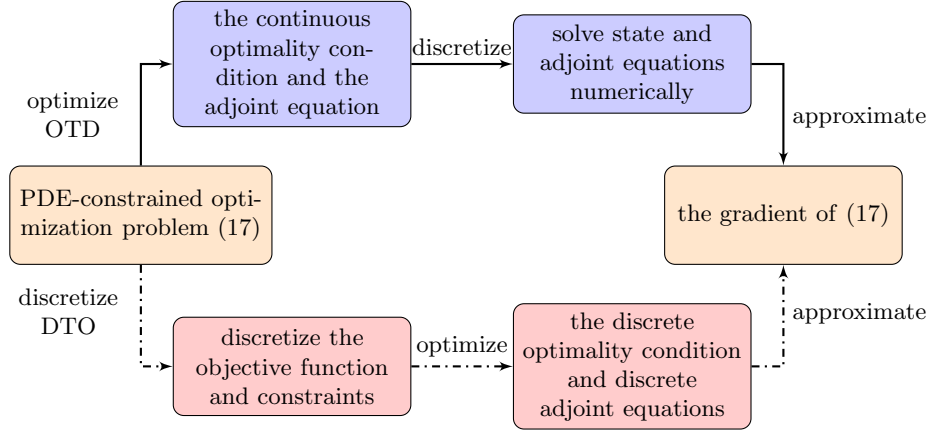


FIGURE 3. The OTD approach (solid line) and the DTO approach (dash line) to compute the gradient with respect to the unknown parameter for a general PDE-constrained optimization problem (17).

- reconstructing the heat conductivity for a specific material or
- controlling the movements of robots.

Most PDE-constrained optimization problems share a common mathematical formulation:

$$(17) \quad \min_{\theta} J(f, \theta) \quad \text{subject to} \quad h(f, \theta) = 0.$$

Here, $J(f, \theta)$ is an objective functional of the state variable f (often the PDE solution) and parameter function θ . The dependence of f on θ is expressed implicitly through the operator h denoting the PDE. Recall that a PDE is an implicit formulation of its corresponding PDE solution. For convenience, we will also denote $f = F(\theta)$ to highlight the dependence between the PDE solution f and the parameter θ . The (nonlinear) operator F is often referred to as the forward operator in inverse problems and the control theory, and the task of solving f given h and θ is regarded as the forward problem.

3.1. OTD and DTO Approaches. When it comes to solving (17), “Optimize-then-Discretize” (OTD) and “Discretize-then-Optimize” (DTO) are two fundamental approaches in the context of optimization problems constrained by PDEs. These approaches refer to the sequence in which the optimization problem is tackled with respect to its continuous formulation and discretized counterpart. For the OTD approach, the optimization problem is formulated and solved in its continuous setting. After obtaining the continuous solution (or, more commonly, its optimality condition), the governing PDEs are discretized (e.g., using finite elements, finite differences, and particle methods). For the DTO approach, the governing PDEs and the objective functional are first discretized using proper schemes, which leads to optimization problems with the finite-dimensional unknown and constraints. The optimization is then performed on this discretized problem. We outline these two approaches in a diagram; see Figure 3.

There have been long-standing discussions on which approach is better [28]. Both OTD and DTO have pros and cons, and the conclusion highly depends on the specific PDE-constrained optimization problem under consideration and the choice of numerical scheme for discretization. OTD often leads to well-structured optimality conditions and can provide insights into the nature of the optimal solution in terms of analysis. The resulting discrete problem might inherit only some of the properties of the continuous problem. One has to conduct discretization with caution to avoid inconsistency issues that can lead to lower-order methods or even a wrong solution. For the DTO approach, the optimization is performed on a finite-dimensional space, which can be more straightforward and amenable to standard optimization techniques. This approach is often more practical for numerical implementations. The discrete problem might preserve only some of the properties of the continuous problem, as we will see later in Sections 4-5. The resulting discrete optimization problem can also be large-scale, especially for fine discretizations. The DTO approach is particularly preferred for problems that are otherwise unsolvable under the OTD approach, such as the heat-transfer optimization problem [5, 20]. The OTD approach is very attractive if one wants to utilize the rich geometric structure of the continuous function space [29].

For a given discretization scheme, the gradient obtained from OTD and DTO may not be equivalent, as demonstrated by many examples in the literature [25, 9, 1, 28, 37]. The lack of symmetry in discretization often causes such inconsistency. Examples include the non-Galerkin discretization of the optimality system. Such differences may contribute to (big) errors in optimization for solving nonlinear problems.

3.2. Adjoint-State Method. Both OTD and DTO approaches require deriving the first-order optimality condition, especially the derivative of the (approximated) objective J with respect to the (discretized) parameter θ . Next, we introduce an efficient way to compute the derivative. Under the OTD approach, f and θ are functions while in the DTO approach, they are both discrete objects as a result of discretization. In the following derivations, we will not distinguish between these two.

Since the PDE constraint h implies that f depends on θ , we will plug in $f = F(\theta)$ into (17). Thus, we deal with the optimization problem

$$(18) \quad \min_{\theta} \mathfrak{J}(\theta), \quad \text{where} \quad \mathfrak{J}(\theta) = J(F(\theta), \theta).$$

Correspondingly, the PDE constraint becomes

$$(19) \quad h(F(\theta), \theta) = 0.$$

Without loss of generality, we assign all the variables with corresponding linear spaces that can be both finite and infinite dimensional: $f \in U$, $\theta \in V$, $h(f, u) \in W$ and U, V, W are Hilbert spaces. We further assume that operators h and F are smooth enough such that they are Fréchet differentiable.

A first-order variation of h with respect to θ yields

$$(20) \quad h_f(F(\theta), \theta) D_{\theta} F(\theta) + h_{\theta}(F(\theta), \theta) = 0,$$

where h_f and h_{θ} are Fréchet derivatives of $h(f, \theta)$ with respect to f and θ variables, and $D_{\theta} F$ is the derivative of $F(\theta)$ with respect to θ . Note that $h_f \in \mathcal{L}(U, W)$, $h_{\theta} \in \mathcal{L}(V, W)$

and $D_\theta F \in \mathcal{L}(V, U)$, where $\mathcal{L}(A, B)$ denotes the linear operator that maps elements from function space A to function space B .

To calculate the derivative of \mathfrak{J} with respect to θ , we use chain rule and obtain

$$(21) \quad D_\theta \mathfrak{J} = J_f(f, \theta) D_\theta F(\theta) + J_\theta(f, \theta),$$

where $D_\theta \mathfrak{J} \in V^*$, the dual space of V . Also, with U^* being the dual space of U , $J_f \in U^*$ and $J_\theta \in V^*$ are partial Fréchet derivatives of $J(f, \theta)$ with respect to f and θ variables, respectively.

Using (21) to compute the derivative of \mathfrak{J} requires $D_\theta F$, the linearized operator of the forward map F . Recall that the dependence between θ and f is *implicitly* given through the PDE constraint h . That is, F is defined through (19). As a result, to obtain $D_\theta F$, we have to utilize (20). One may first solve for $D_\theta F(\theta)$ at a particular θ^* through

$$(22) \quad h_f(F(\theta^*), \theta^*) D_\theta F(\theta^*) = -h_\theta(F(\theta^*), \theta^*),$$

and then plug the solution into (21). We remark that since the objective function J is user's choice, J_f and J_θ are usually known and easy to compute based on the form of J . If V , the space of θ , is finite-dimensional, then the cost of this inverse solve (22) increases linearly with respect to the dimension of V (i.e., the intrinsic degrees of freedom in the unknown parameter θ), and can be computationally prohibitive for very large-scale problems.

Next, we present a more efficient way of obtaining $D_\theta \mathfrak{J}$, called the *Adjoint-State Method*. We first derive it using the method of Lagrangian multipliers. Consider the Lagrangian L given by

$$(23) \quad L(f, \lambda, \theta) = J(f, \theta) + \lambda h(f, \theta),$$

where $\lambda \in W^*$, the dual space of W . In the Lagrangian (23), there is no dependence among f, λ and θ , as all of them are independent variables. However, if we plug $f = F(\theta)$ into (23), which is equivalent to restraining the Lagrangian over a particular manifold $\mathcal{M} := \{(f, \theta) : f = F(\theta)\}$, a subset of the full space $U \times V$, we would obtain

$$(24) \quad \begin{aligned} \mathfrak{L}(\lambda, \theta) &:= L(F(\theta), \lambda, \theta) \\ &= J(F(\theta), \theta) + \lambda h(F(\theta), \theta) \\ &= J(F(\theta), \theta) \\ &= \mathfrak{J}(\theta), \end{aligned}$$

where we used (18) and (19). Furthermore, the derivative of \mathfrak{L} with respect to θ yields

$$(25) \quad \mathfrak{L}_\theta(\lambda, \theta) = L_\theta(F(\theta), \lambda, \theta) + L_f(F(\theta), \lambda, \theta) D_\theta F(\theta),$$

where $\mathfrak{L}_\theta, L_\theta \in V^*$ and $L_f \in U^*$. We remark that both \mathfrak{L} and \mathfrak{L}_θ are independent of the variable λ since the last term in (24) is λ -independent.

If we choose a particular $\lambda \in W^*$ such that $L_f(F(\theta), \lambda, \theta) = 0 \in U^*$, then we do not have to involve $D_\theta F(\theta)$ for the calculation of the derivative following the formula (25). **This is the central idea behind the adjoint-state method.** After further simplification for $L_f(F(\theta), \lambda, \theta)$, we obtain

$$L_f(F(\theta), \lambda, \theta) = J_f(F(\theta), \theta) + \lambda h_f(F(\theta), \theta).$$

If λ solves the following equation

$$(26) \quad \lambda h_f(F(\theta), \theta) = -J_f(F(\theta), \theta),$$

then λ is θ -dependent and we denote it by $\lambda(\theta)$. Finally, with this particular choice of λ , we have reached a simple form of the derivative following (25):

$$(27) \quad \begin{aligned} D_\theta \mathfrak{J}(\theta) &= D_\theta \mathfrak{L}(F(\theta), \lambda(\theta), \theta) \\ &= L_\theta(F(\theta), \lambda(\theta), \theta) \\ &= J_\theta(F(\theta), \theta) + \lambda(\theta) h_\theta(F(\theta), \theta). \end{aligned}$$

The first equation holds because of (24).

Equation (26) is often referred to as the *adjoint equation*, while solving f based on (19) is referred to as the *state equation*. In the *adjoint-state method*, for a given θ^* , we solve the forward equation once and obtain $f = F(\theta^*)$. It is followed by an adjoint equation solve, which results in λ . Note that λ implicitly depends on θ^* due to Equation (26). We then obtain the derivative $D_\theta \mathfrak{J}(\theta^*)$ of the constrained problem following the formula (27). If h is a PDE constraint, this amounts to two PDE solves, independent of the dimension of the discretized θ -space V , making it extremely attractive for infinite-dimensional optimization problems. Therefore, the adjoint-state method is widely used for large-scale practical problems with a differentiable equality constraint (19) and a differentiable objective functional J .

Remark 1. *We have presented a framework that can apply to both OTD and DTO approaches for a large class of PDE-constrained problems. Note that this requires U (the space for f), V (the space for θ), and W (the space for the range of the equality constraint h) to be vector spaces and, preferably, Hilbert spaces. However, for many kinetic equations, the solution should be regarded as (probability) distribution functions with nonnegativity and total mass conserved. Moreover, for discretization schemes based on particle methods, the relationship between the continuous and discrete variables is not linear, not to mention the further complications originating from the stochasticity in random algorithms (e.g., the Monte Carlo method). In the later sections, we will discuss two specific cases and how to adapt the adjoint-state method to such representative kinetic equation-based optimization problems.*

In the following sections, we will study closely two kinetic equation-constrained optimization problems and how to employ and adapt the general framework in Section 3 to solve them systemically. Since both the radiative transport equation and the Boltzmann equation can be solved through Monte Carlo particle methods, we will also derive the corresponding adjoint Monte Carlo method for each of the two kinetic equations. Interested readers may refer to [10, 36, 58] for more details in terms of motivation, derivation and convergence proofs.

4. CASE STUDY I: RADIATIVE TRANSPORT EQUATION

The radiative transport equation (RTE), also known as the radiative transfer equation, is a model problem for simulating light propagation in an optical environment.

For simplicity, we consider time-dependent RTE with no spatial boundary effect,

$$(28) \quad \begin{cases} \partial_t f + v \cdot \nabla_x f &= \sigma(x) \mathcal{L}[f], \\ f(t=0, x, v) &= f_0(x, v), \end{cases} \quad x \in \mathbb{R}^{d_x}, v \in \Omega.$$

Here, $f(t, x, v)$ is the distribution function of photon particles at time t on the phase space (x, v) and d_x is the dimension for the spatial domain. The left-hand side of the equation describes the photon moving in a straight line in x with velocity v , whereas the right-hand side characterizes the photon particles' interaction with the media characterized by the function $\sigma(x)$. The term $\mathcal{L}[f]$ is defined by

$$(29) \quad \mathcal{L}[f] = \frac{1}{|\Omega|} \langle f \rangle_v - f, \quad \text{with} \quad \langle f \rangle_v = \int_{\Omega} f(x, v) dv.$$

The entire right-hand side represents that particles at location x have a probability proportional to $\sigma(x)$ to be scattered, into a new direction uniformly chosen in the v space. As a result, the distribution function in the phase space exhibits a gain on $|\Omega|^{-1} \langle f \rangle_v(x)$ and a loss on $f(x, v)$. We will use $\langle \cdot \rangle_s$ to denote the integration in variable s with respect to the Lebesgue measure.

The forward problem (28), i.e., given σ and solving for f , has a unique solution under very mild conditions on both $\sigma(x)$ and the initial data f_0 [16, 4]. Moreover, the equation preserves mass because $\rho = \langle f \rangle_{xv}$ is a constant in time. Without loss of generality, we set $\rho = 1$. Note that (28) is a linear equation with respect to f .

4.1. Constrained Optimization Problem. We consider a PDE-constrained optimization originated from an inverse problem as an example. Assume we have measurement which is the final-time solution of the RTE,

$$d(x, v) \approx f(t = T, x, v),$$

and the goal is to identify the variable absorption parameter $\sigma(x)$ in the spatial domain given the known initial condition. The objective functional for the corresponding computational inverse problem is the mismatch of the simulated solution and the measured data, and the constraints come from the fact that the simulated solution satisfies a forward RTE. The corresponding PDE-constrained optimization is of the form

$$(30) \quad \min_{\sigma} J(f(\cdot; \sigma)), \quad \text{s.t. } f(\cdot; \sigma) \text{ satisfies (28)},$$

where $f(\cdot; \sigma)$ is the simulated data that solves (28) with the given initial condition and the absorbing parameter $\sigma(x)$. In this particular application setup, we may consider the objective functional

$$J(f(\cdot; \sigma)) = \frac{1}{2} \iint |f(t = T, x, v; \sigma) - d(x, v)|^2 dx dv.$$

Similar to (19), we can rewrite (28) to match the general form of an equality constraint $h(f, \sigma) = 0$. We then denote $f = F(\sigma)$ with F being the forward operator. Next, we consider all relevant function spaces, U (the space of f), V (the space of σ), W (the space of the constraint) to be L^2 over the respective domain.

4.2. The OTD Approach. In the following, we detail how to employ the OTD approach to design an adjoint Monte Carlo method to tackle (30).

4.2.1. Gradient Derivation. We first apply the method of Lagrange multipliers and consider the Lagrangian following the recipe given in Section 3.2.

$$L(f, \lambda, \bar{\lambda}, \sigma) = J(f) + \langle \lambda, \partial_t f + v \cdot \nabla_x f - \sigma(x) \mathcal{L}[f] \rangle_{txv} + \langle \bar{\lambda}, f(t=0, x, v) - f_0(x, v) \rangle_{xv}.$$

Here, functions $\lambda(t, x, v)$ and $\bar{\lambda}(x, v)$ are Lagrange multipliers with respect to the RTE solution $f(t, x, v)$ for $t > 0$ and the initial condition $f(t=0, x, v)$, respectively.

We remark that the λ and $\bar{\lambda}$ we used here slightly differ from the adjoint variable λ in Section 3.2. The former is in the function space W where $h(f, \sigma)$ belongs to, while the latter is considered an element of W^* , i.e., the *dual space* of W . In other words, the $\lambda, \bar{\lambda}$ used here represent the Riesz representation of the λ in (23) through the Riesz map. Since all the spaces we consider in this subsection are L^2 for the RTE-based constrained optimization, these two coincide, and thus, we will not differentiate between them when referring to the adjoint variable.

With integration by parts, we rewrite the Lagrangian as:

$$L(f, \lambda, \bar{\lambda}, \sigma) = J(f) + \langle f, -\partial_t \lambda - v \cdot \nabla_x \lambda - \sigma(x) \mathcal{L}[\lambda] \rangle_{txv} + \langle \bar{\lambda}, f(t=0, x, v) - f_0(x, v) \rangle_{xv} \\ + \langle \lambda(t=T, x, v), f(t=T, x, v) \rangle_{xv} - \langle \lambda(t=0, x, v), f(t=0, x, v) \rangle_{xv}.$$

Based on (26), we can set the derivative of $L(f, \lambda, \bar{\lambda}, \sigma)$ with respect to $f(t, x, v)$ for any $0 \leq t \leq T$ evaluated at $f = F(\sigma)$ to be zero. We then obtain the adjoint equation for the RTE-constrained optimization problem:

$$(31) \quad \begin{cases} -\partial_t \lambda - v \cdot \nabla_x \lambda &= \sigma(x) \mathcal{L}[\lambda], \\ \lambda(T, x, v) &= -\frac{\delta J}{\delta f(T, x, v)}, \end{cases}$$

where the final condition at T comes from the form of J given in (30). Note that the resulting adjoint solution λ is σ -dependent.

Following the general framework in (27), we then have the Fréchet derivative of $\mathfrak{J}(\sigma) := J(F(\sigma))$ as

$$(32) \quad D_\sigma \mathfrak{J}(\sigma) = L_\sigma(F(\sigma), \lambda, \bar{\lambda}, \sigma) = -\langle \lambda, \mathcal{L}[f] \rangle_{tv} = \int_0^T \langle \lambda f \rangle_v dt - \frac{1}{|\Omega|} \int_0^T \langle f \rangle_v \langle \lambda \rangle_v dt.$$

The derivation above is carried out completely on the function space in the continuous setting, as done in the OTD framework. Here, we consider the function space for the parameter $\sigma(x)$ to be L^2 , so the derivative $D_\sigma \mathfrak{J}(\sigma)$ is indeed the L^2 gradient of \mathfrak{J} .

4.2.2. Discretization. Upon obtaining (32), the next step is discretization, which involves numerically solving (i) the state equation (28), (ii) the adjoint equation (31), and (iii) a discrete approximation for the gradient (32).

Assume we have a good numerical scheme for the forward state equation (28). It is also quite tempting to solve the adjoint equation (31) using the same scheme, given the great similarity between (28) and (31), which results from the fact that the state equation (28) is linear with respect to f . However, one has to be careful here as we want to construct a consistent numerical scheme for the adjoint equation with respect

to the one applied to the forward equation. That is, the *numerical* solution for the adjoint equation (31) is preferably to be an adjoint of the *numerical* solution for the state equation (28). Failure to preserve the consistency, i.e., the adjoint relationship on the discrete level, may result in a low-order or even wrong gradient approximation [25].

First, we consider the finite-volume method for the state equation (28). We only consider the 1D case for both x and v as an illustrating example. Denote

$$f_{i,j}^m \approx f(t_m, x_i, v_j), \quad \lambda_{i,j}^m \approx \lambda(t_m, x_i, v_j), \quad 0 \leq m \leq M, \quad 1 \leq j \leq N_v, \quad 1 \leq i \leq N_x,$$

as the numerical approximation, and let Δx , Δt and Δv be the corresponding mesh size in x , t and v , respectively. We consider the time domain $[0, T]$, the spatial domain $D = [-2, 2]$ and the velocity domain $\Omega = [-1, 1]$. Then $M\Delta t = T$, $t_m = m\Delta t$, $\Delta x N_x = |D| = 4$, and $\Delta v N_v = |\Omega| = 2$. We have the following discretization for (28):

(33)

$$f_{i,j}^{m+1} - f_{i,j}^m + \frac{\Delta t}{\Delta x} v_j^+ (f_{i,j}^m - f_{i-1,j}^m) + \frac{\Delta t}{\Delta x} v_j^- (f_{i+1,j}^m - f_{i,j}^m) = \sigma_i \Delta t (|\Omega|^{-1} \langle f_{i,j}^m \rangle_v - f_{i,j}^m),$$

for $0 \leq m \leq M-1$, $1 \leq i \leq N_x$, and $1 \leq j \leq N_v$, with the initial condition

$$f_{i,j}^0 = f_0(x_i, v_j).$$

Here, $v_j = -1 + (j-1/2)\Delta v$, $j = 0, \dots, N_v$, representing the cell center, and $v^+ = \max\{v, 0\}$, $v^- = \min\{v, 0\}$. The average in v is computed by a simple midpoint rule: $\langle f_{i,j}^n \rangle_v = \sum_{j=1}^{N_v} f_{i,j}^n \Delta v$. The consistent scheme for λ in the adjoint equation (31) is

(34)

$$-(\lambda_{i,j}^{m+1} - \lambda_{i,j}^m) - \frac{\Delta t}{\Delta x} v_j^+ (\lambda_{i+1,j}^m - \lambda_{i,j}^m) - \frac{\Delta t}{\Delta x} v_j^- (\lambda_{i,j}^m - \lambda_{i-1,j}^m) = \sigma_i \Delta t (|\Omega|^{-1} \langle \lambda_{i,j}^{m+1} \rangle_v - \lambda_{i,j}^{m+1}),$$

for $m = M-1, M-2, \dots, \geq 0$ and $1 \leq j \leq N_v$, with the final condition depending on the objective function J .

Note that v_j^+ is multiplied by $(f_{i,j}^m - f_{i-1,j}^m)$ in (33), but by $(\lambda_{i+1,j}^m - \lambda_{i,j}^m)$ in (34). The right-hand sides of (33) and (34) are also evaluated at different time points. In other words, we cannot simply replace $\{f_{i,j}^m\}$ in (33) with $\{\lambda_{i,j}^m\}$ and flip the sign on the right-hand side as a numerical solver for the adjoint equation (31), despite the fact that the continuous adjoint equation (31) can be derived by applying these steps to the continuous forward equation (28). These are the differences between consistent forward and adjoint numerical schemes and inconsistent ones.

4.2.3. Discretization with Adjoint Particle Method. The RTE in (28) has an efficient Monte Carlo solver with provable convergence [36, Theorem 2.1]. The step-by-step numerical scheme is detailed in Algorithm 1. As noted earlier, the adjoint equation (31) can be seen as the forward equation (28) with the sign in time and velocity reversed, which implies that we can also adapt the same Monte Carlo method for solving the adjoint equation. If we follow this approach, an immediate problem will arise as detailed in [36, Section 2.2]: both f and λ are approximated by empirical distributions, i.e., finite sums of delta measures, and consequently the gradient evaluation in (32) will involve the multiplication of two delta measures over the x and v domains, and these two sets of trajectories meet in the (t, x, v) space with probability zero. Therefore, a

Algorithm 1 Monte Carlo Method for Solving the Forward RTE (28)

- 1: **Preparation:** N pairs of samples $\{(x_n^0, v_n^0)\}_{n=1}^N$ from the initial distribution $f_0(x, v)$; the total time steps M and the time spacing Δt ; and the parameter function $\sigma(x)$.
 - 2: **for** $m = 0$ to $M - 1$ **do**
 - 3: Given $\{(x_n^m, v_n^m)\}_{n=1}^N$, set $x_n^{m+1} = x_n^m + \Delta t v_n^m$, $n = 1, \dots, N$.
 - 4: Draw random numbers $\{p_n^{m+1}\}_{n=1}^N$ from the uniform distribution $\mathcal{U}([0, 1])$.
 - 5: **if** $p_n^{m+1} \geq \alpha_n^{m+1} = \exp(-\sigma(x_n^{m+1})\Delta t)$ **then** $v_n^{m+1} = \eta_n^{m+1}$ where $\eta_n^{m+1} \sim \mathcal{U}(\Omega)$.
 - 6: **else** $v_n^{m+1} = v_n^m$.
 - 7: **end if**
 - 8: **end for**
-

direct discretization of the adjoint equation (31) using the same Monte Carlo method leads to *severe inconsistency* between the forward and adjoint numerical schemes.

To circumvent this issue, [36] proposed a different adjoint Monte Carlo approach, which is also much more simple than Algorithm 1. First, we observe that, on the continuous level,

$$\partial_t \langle fg \rangle_{xv} \equiv 0.$$

Since f is approximated by an empirical distribution

$$(35) \quad f_N(t, x, v) \approx \frac{1}{N} \sum_{n=1}^N \delta(x - x_n(t)) \delta(v - v_n(t)),$$

by combining the previous equations we obtain the relation that

$$\sum_{n=1}^N \lambda(t_m, x_n^m, v_n^m) = \sum_{n=1}^N \lambda(t_{m+1}, x_n^{m+1}, v_n^{m+1}).$$

It is sufficient to require that for $m = M - 1, \dots, 0$

$$\lambda(t_m, x_n^m, v_n^m) = \lambda(t_{m+1}, x_n^{m+1}, v_n^{m+1}) = \dots = \lambda(t^M, x_n^M, v_n^M) = -\frac{\delta J}{\delta f}(T, x_n^M, v_n^M) =: \psi_n.$$

The final-time condition comes from (31). In other words, we do not even need to “solve” the adjoint equation (31), as $\lambda(t, x, v)$ at time $t = t_m$ is represented by N weighted adjoint particles

$$(36) \quad \{(x = x_n^m, v = v_n^m, \psi_n)\}_{n=1}^N.$$

Each particle is located at $x = x_n^m$ and $v = v_n^m$, with weight ψ_n . We can perform numerical interpolation and obtain a function approximating $\lambda(t, x, v)$ with certain assumptions on the smoothness of $\lambda(t, x, v)$. We plot two trajectories with indices n and $n + 1$ in Figure 4 as examples, illustrating that the adjoint variable carries the same value ψ_n and ψ_{n+1} propagating backward in time along the same trajectory from the forward Monte Carlo solver.

Moreover, we have obtained all values in $\{(x_n^m, v_n^m, \psi_n)\}$ immediately after solving the forward equation (28) using the Monte Carlo Algorithm 1. In contrast to the finite volume scheme mentioned above, this adjoint Monte Carlo approach requires zero

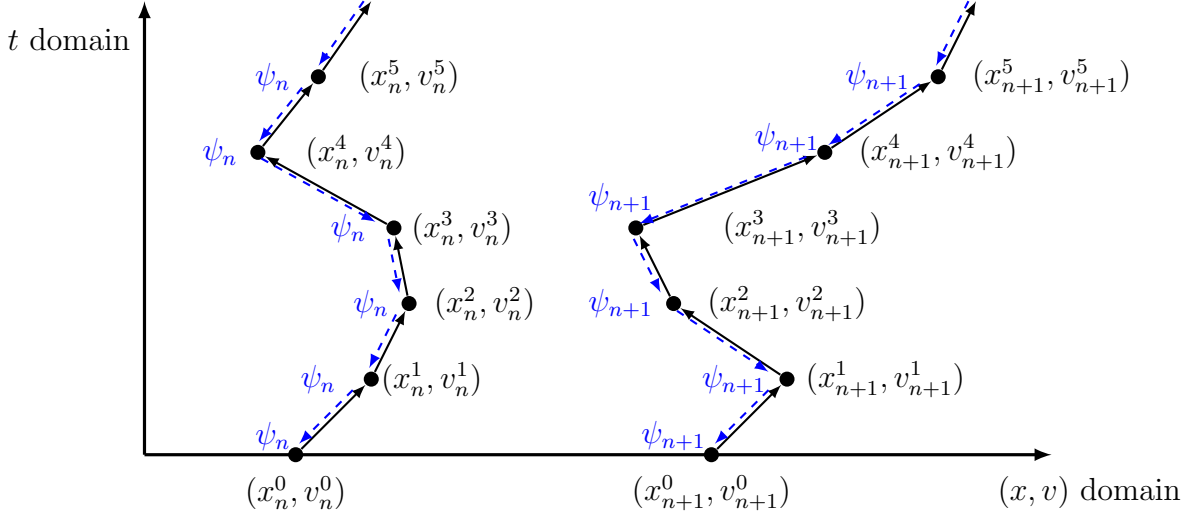


FIGURE 4. An illustration of the RTE forward Monte Carlo trajectory (black) and its adjoint Monte Carlo trajectory (blue) for particle indices n and $n + 1$, as examples. The forward and adjoint trajectories coincide since they share the same randomness in the adjoint Monte Carlo method. Moreover, the adjoint variable $\gamma(t, x, v)$ carries a fixed value ψ_n (resp. ψ_{n+1}) along the time trajectory; see (36).

computational cost in backward time evolution but could potentially demand flops if a continuous format of $\lambda(t, x, v)$ is needed.

The approximation for the gradient (32) by using the Monte Carlo solver for f and the weighted particle representation (36) for λ is proved to converge to the true gradient; see [36, Theorem 2.2] for details. In this step, we fully *correlate* the forward and adjoint Monte Carlo solves in terms of their source of randomness. This is analogous to the **Coupling Method** discussed in Section 2.2.3. Unlike the Monte Carlo gradient estimator from the standard coupling method, the gradient obtained here does not suffer from the finite difference error, and more importantly, the computational cost is **independent** of the size of the discretized θ .

This is our first example of using the adjoint Monte Carlo method as an efficient approach for kinetic equation-constrained optimization problems.

4.3. The DTO Approach. In this subsection, we will employ an alternative approach, the DTO framework, to compute the gradient of the RTE-constrained optimization problem (30) through a *different* adjoint Monte Carlo method. As the first step for the DTO approach, we need to discretize the objective functional and the state equation (28). If we use the finite-volume method, the discrete state equation would be (33), and the corresponding discrete adjoint equation follows (34). Interested reader may refer to [36, Appendix A] for details. In the following, we consider the discretization based on the Monte Carlo Algorithm 1.

Without loss of generality, we consider the objective functional

$$(37) \quad J = \iint r(x, v) f(T, x, v) dx dv = \mathbb{E}_{(X, V) \sim f(T, x, v)} [r(X, V)] ,$$

where J denotes the expectation of r with respect to the final-time RTE solution $f(T, x, v)$. The choice of J is only for notational convenience, and the derivations shall easily apply to general objective functionals. If f is approximated by f_N given in Equation (35), the value in (37) could be approximated by the Monte Carlo quadrature

$$(38) \quad J \approx \frac{1}{N} \sum_{n=1}^N r(x_n^M, v_n^M) =: \hat{J} .$$

Next, we assume that for any $m = 0, \dots, M$,

$$(x_n^m, v_n^m) \stackrel{\text{i.i.d.}}{\sim} f(t_m, x, v), \quad \forall n = 1, \dots, N .$$

Given any smooth test function $\phi(v)$ and $m = 0, \dots, M-1$, we have

$$(39) \quad \mathbb{E}_{\eta^{m+1}} \mathbb{E}_{p^{m+1}} [\phi(v) | (x_n^m, v_n^m)] = \alpha_n^{m+1} \phi(v_n^m) + (1 - \alpha_n^{m+1}) \frac{1}{|\Omega|} \int_{\Omega} \phi(\eta) d\eta ,$$

where

$$\alpha_n^{m+1} = \exp(-\sigma(x_n^{m+1})\Delta t) = \exp(-\sigma(x_n^m + \Delta t v_n^m)\Delta t) ,$$

while η^{m+1} and p^{m+1} are random variables in Algorithm 1.

Consider a fixed particle index n . For different realizations of $\{(x_n^m, v_n^m)\}_{m=0}^M$, the value $\phi(v_n^m)$ changes with respect to the time index m . As a result, $\phi(v_n^m)$ can be treated as a discrete-time stochastic process on a probability space spanned by random variables $\{p^m, \eta^m\}_{m=1}^M$, and hence naturally generates a filtration.

Moreover, we define the following conditional expectation for $m = 0, 1, \dots, M-1$

$$\tilde{\mathbb{E}}^m[\cdot | (x_n^m, v_n^m)] = \mathbb{E}_{\eta^{m+1}} \mathbb{E}_{p^{m+1}} \cdots \mathbb{E}_{\eta^M} \mathbb{E}_{p^M}[\cdot | (x_n^m, v_n^m)] .$$

Using these notations, the final objective functional (37), after forward Euler time discretization, can be approximated as sums of conditional expectations:

$$(40) \quad J \approx \tilde{J}^m := \frac{1}{N} \sum_{n=1}^N \mathbb{E}_{(x_n^m, v_n^m) \sim f(t_m, x, v)} \left[\tilde{\mathbb{E}}^m[r(x_n^M, v_n^M) | (x_n^m, v_n^m)] \right] ,$$

as a result of the law of total expectations. Note that the above formula holds for any $0 \leq m \leq M-1$.

We can further write \tilde{J}^m into $\tilde{J}^m = \sum_{n=1}^N \tilde{J}_n^m$ following (40), where

$$(41) \quad \tilde{J}_n^m = \frac{1}{N} \mathbb{E}_{(x_n^m, v_n^m) \sim f(t_m, x, v)} [\mathcal{R}_n^m(x_n^m, v_n^m)] ,$$

$$(42) \quad \mathcal{R}_n^m(x_n^m, v_n^m) = \tilde{\mathbb{E}}^m[r(x_n^M, v_n^M) | (x_n^m, v_n^m)] .$$

The dependence of $\mathcal{R}_n^m(x_n^m, v_n^m)$ on the coefficient function $\sigma(x)$ is through the evaluations of $\{\sigma(x_n^{m+1})\}$ where $x_n^{m+1} = x_n^m + \Delta t v_n^m$, used in the acceptance-rejection probabilities in each $\mathbb{E}_{p^{m+1}}$; see (39). Note that \mathcal{R}_n^m is conditioned on (x_n^m, v_n^m) , so it can be seen as a function of (x_n^m, v_n^m) and consequently a function of $\sigma(x_n^{m+1})$ for a given coefficient $\sigma(x)$. When (x_n^m, v_n^m) is considered a random variable, \mathcal{R}_n^m is also a

random variable. Thus, using the **Score Function Method** for computing the Monte Carlo gradient, discussed in Section 2.2.1, we can express the derivative of \mathcal{R}_n^m with respect to each $\theta_n^{m+1} := \sigma(x_n^{m+1})$ as

$$(43) \quad \frac{\partial \mathcal{R}_n^m}{\partial \theta_n^{m+1}} = \tilde{\mathbb{E}}^m \left[\frac{\partial \log \kappa_n^{m+1}}{\partial \theta_n^{m+1}} r(x_n^M, v_n^M) \right] =: G_n^m,$$

where the probability for the rejection sampling and its score function are

$$\kappa_n^{m+1} = \begin{cases} \alpha_n^{m+1}, & \text{if } v_n^{m+1} = v_n^m, \\ 1 - \alpha_n^{m+1}, & \text{otherwise} \end{cases}, \quad \frac{\partial \log \kappa_n^{m+1}}{\partial \theta_n^{m+1}} = \begin{cases} -\Delta t, & \text{if } v_n^{m+1} = v_n^m, \\ \Delta t \frac{\alpha_n^{m+1}}{1 - \alpha_n^{m+1}}, & \text{otherwise} \end{cases}.$$

In (43), we fix a particular (x_n^m, v_n^m) . When (x_n^m, v_n^m) is considered a random variable, both G_n^m and \mathcal{R}_n^m are also random variables. Using the same trajectories from the Monte Carlo solver for the forward RTE (see Algorithm 1), we obtain samples $\{\hat{\mathcal{R}}_n^m\}_{m=0}^{M-1}$ according to (42), and the Monte Carlo gradient $\{\hat{\mathcal{G}}_n^m\}_{m=0}^{M-1}$ based on (43), for \mathcal{R}_n^m and G_n^m , respectively:

$$(44) \quad \hat{\mathcal{R}}_n^m = r(x_n^M, v_n^M), \quad \hat{\mathcal{G}}_n^m = \begin{cases} -r(x_n^M, v_n^M) \Delta t, & \text{if } v_n^{m+1} = v_n^m, \\ r(x_n^M, v_n^M) \frac{\alpha_n^{m+1} \Delta t}{1 - \alpha_n^{m+1}}, & \text{otherwise,} \end{cases}$$

with $m = 0, \dots, M-1$.

Based on (41) and (42), we can also treat $N^{-1} \hat{\mathcal{R}}_n^m$ as a sample of \tilde{J}_n^m . Since all the derivations above are based on the same forward RTE particle trajectories, $\{(x_n^m, v_n^m)\}_{m=0}^M$, $n = 1, \dots, N$, obtained by running Algorithm 1, the following holds for any $m = 0, \dots, M-1$:

$$\begin{aligned} J & \stackrel{\text{time discretization}}{\approx} \sum_{n=1}^N \tilde{J}_n^m \stackrel{\text{sample (41)}}{\approx} \frac{1}{N} \sum_{n=1}^N \mathcal{R}_n^m \stackrel{\text{sample (42)}}{\approx} \frac{1}{N} \sum_{n=1}^N \hat{\mathcal{R}}_n^m, \\ & \stackrel{\text{based on (38)}}{\approx} \hat{J} = \frac{1}{N} \sum_{n=1}^N r(x_n^M, v_n^M). \end{aligned}$$

Thus, the Monte Carlo gradient of \hat{J} with respect to $\sigma(x_n^{m+1})$ can be approximated by

$$(45) \quad \frac{\partial \hat{J}}{\partial \theta_n^{m+1}} \approx \frac{1}{N} \sum_{i=1}^N \frac{\partial \mathcal{R}_i^m}{\partial \theta_n^{m+1}} = \frac{1}{N} \frac{\partial \mathcal{R}_n^m}{\partial \theta_n^{m+1}} \approx \frac{1}{N} \hat{\mathcal{G}}_n^m, \quad \forall m,$$

since \mathcal{R}_i^m does not depend on $\theta_n^{m+1} = \sigma(x_n^{m+1})$ if $i \neq n$, $\forall m$. Combining (45) with (44), we obtain a Monte Carlo gradient formula for $\frac{\partial \hat{J}}{\partial \theta_n^{m+1}}$.

However, it is worth noting that

$$(46) \quad \frac{\partial \hat{J}}{\partial \theta_n^{m+1}} \neq \frac{\delta J}{\delta \sigma}(x_n^{m+1}), \quad \theta_n^{m+1} = \sigma(x_n^{m+1}).$$

The left-hand side gradient treats $\theta_n^{m+1} = \sigma(x_n^{m+1})$ as a single parameter, and therefore the effective parameters are MN scalars, $\{\theta_n^{m+1}\}$, where $n = 1, \dots, N$ and $m =$

$0, \dots, M-1$. On the other hand, $\frac{\delta J}{\delta \sigma}$ is a functional derivative with respect to the parameter function $\sigma(x)$ (the same with the OTD derivative (32)). Since we assume $\sigma \in L^2$ and the dual space of L^2 is still L^2 , the derivative $\frac{\delta J}{\delta \sigma}$ is also the gradient function $G(x)$. The right-hand side of (46) is then function $G(x)$ evaluated at $x = x_n^{m+1}$. We use the following example to show how to relate both sides of (46).

Consider a separate mesh grid $\{\bar{x}_j\}$ in the spatial domain, and Q_j is a small neighborhood of \bar{x}_j for each j . Consider a perturbed parameter function $\sigma(x) + \delta\sigma(x)$, where $\delta\sigma(x) = \mathbb{1}_{x \in Q_j} \epsilon$ for some small constant ϵ . We then have

$$(47) \quad J(\sigma + \delta\sigma) - J(\sigma) \approx \int_x \frac{\delta J}{\delta \sigma}(x) \delta\sigma(x) dx = \epsilon \int_{Q_j} \frac{\delta J}{\delta \sigma}(x) dx.$$

On the other hand, with $\hat{J}(\sigma)$ denoting the value (38) calculated with a given parameter function σ , we have the following based on (45):

$$(48) \quad \hat{J}(\sigma + \delta\sigma) - \hat{J}(\sigma) \approx \sum_{n=1}^N \sum_{m=0}^{M-1} \frac{\partial \hat{J}}{\partial \sigma(x_n^{m+1})} \delta\sigma(x_n^{m+1}) \approx \epsilon \frac{1}{N} \sum_{n=1}^N \sum_{m=0}^{M-1} \mathbb{1}_{x_n^{m+1} \in Q_j} \hat{\mathcal{G}}_n^m,$$

where we used (45). Combining the last terms in (47)-(48) and assuming the approximated gradient function $\frac{\delta J}{\delta \sigma}$ is piecewise constant on $\{Q_j\}$, we have

$$\frac{\delta J}{\delta \sigma}(\bar{x}_j) |Q_j| \approx \int_{Q_j} \frac{\delta J}{\delta \sigma}(x) dx \approx \frac{1}{N} \sum_{n=1}^N \sum_{m=0}^{M-1} \mathbb{1}_{x_n^{m+1} \in Q_j} \hat{\mathcal{G}}_n^m.$$

Finally, we may approximate the gradient using values of (44) by

$$(49) \quad \begin{aligned} \frac{\delta J}{\delta \sigma}(\bar{x}_j) &\approx \frac{1}{|Q_j|} \frac{1}{N} \sum_{n=1}^N \sum_{m=0}^{M-1} \mathbb{1}_{x_n^{m+1} \in Q_j} \hat{\mathcal{G}}_n^m \\ &= \frac{1}{|Q_j|} \frac{\Delta t}{N} \sum_{n=1}^N \sum_{m=1}^M \mathbb{1}_{x_n^m \in Q_j} r(x_n^M, v_n^M) \xi_n^m, \quad \xi_n^m = \begin{cases} -1, & \text{if } v_n^m = v_n^{m-1}, \\ \frac{\alpha_n^m}{1 - \alpha_n^m}, & \text{otherwise.} \end{cases} \end{aligned}$$

Note that sorting is needed in computing (49) for all particles in the long-time horizon.

In this DTO approach, the adjoint particle does not show up explicitly, but is implicitly represented by the particle representation of the gradient, $\hat{\mathcal{G}}_n^m$, where $1 \leq n \leq N$, $0 \leq m \leq M-1$. Started from the DTO approach, this is our second example of using an adjoint Monte Carlo method for efficient gradient computation.

5. CASE STUDY II: BOLTZMANN EQUATION

In this section, we present an adjoint Monte Carlo method for the Boltzmann equation, a famous kinetic equation with a quadratic nonlinearity. The derivation here are more intricate as we need to incorporate the binary collision feature of the forward problem into the adjoint particle system.

For simplicity, we consider the spatially homogeneous Boltzmann equation

$$(50) \quad \frac{\partial f}{\partial t} = Q(f, f).$$

The nonlinear collision operator $Q(f, f)$, which describes the binary collisions among particles, is defined as

$$Q(f, f) = \int_{\mathbb{R}^3} \int_{\mathcal{S}^2} q(v - v_1, \sigma) (f(v'_1) f(v') - f(v_1) f(v)) d\sigma dv_1,$$

in which (v', v'_1) represent the post-collisional velocities associated with the pre-collisional velocities (v, v_1) , the collision kernel function $q \geq 0$, and the σ integral is over the surface of the unit sphere \mathcal{S}^2 .

By conserving the momentum $v + v_1$ and the energy $v^2 + v_1^2$, we have

$$(51) \quad \begin{aligned} v' &= 1/2(v + v_1) + 1/2|v - v_1|\sigma, \\ v'_1 &= 1/2(v + v_1) - 1/2|v - v_1|\sigma, \end{aligned}$$

where $\sigma \in \mathcal{S}^2$ is a collision parameter. We will hereafter use the shorthand notation

$$\begin{aligned} (f, f_1, f', f'_1) &= (f(v), f(v_1), f(v'), f(v'_1)), \\ (\hat{f}, \hat{f}_1, \hat{f}', \hat{f}'_1) &= \rho^{-1}(f(v), f(v_1), f(v'), f(v'_1)) \end{aligned}$$

for the values of f in the Boltzmann collision operator Q , as well as the normalized densities \hat{f} with $\rho = \int f(v) dv$ and $\int \hat{f}(v) dv = 1$.

Physical symmetries imply that

$$(52) \quad q(v - v_1, \sigma) = \tilde{q}(|v - v_1|, \theta),$$

where $\cos \theta = \sigma \cdot \alpha$ with $\alpha = \frac{v - v_1}{|v - v_1|}$ and $\sigma = \frac{v' - v'_1}{|v' - v'_1|} = \frac{v' - v'_1}{|v - v_1|}$. That is, the collision kernel we consider here only depends on the size of the pre-collision relative velocity $|v - v_1|$, and the angle θ between the pre- and post-relative velocity directions.

In [10], the collision rule (51) was re-written conveniently in terms of matrix-vector multiplications, as

$$(53) \quad \begin{pmatrix} v' \\ v'_1 \end{pmatrix} = A(\sigma, \alpha) \begin{pmatrix} v \\ v_1 \end{pmatrix},$$

where

$$(54) \quad A(\sigma, \alpha) = \frac{1}{2} \begin{pmatrix} I + \sigma \alpha^T & I - \sigma \alpha^T \\ I - \sigma \alpha^T & I + \sigma \alpha^T \end{pmatrix},$$

in which I is the identity matrix in \mathbb{R}^3 . It is worth noting that

$$A(\sigma, \alpha)^T = A(\sigma, \alpha)^{-1} =: B(\sigma, \alpha).$$

We highlight the dependence of A and B on σ and α by writing $A(\sigma, \alpha)$ and $B(\sigma, \alpha)$. Here, for a fixed pair of velocity (v, v_1) , we also define the Jacobian matrix $C \in \mathbb{R}^{6 \times 6}$ given by

$$(55) \quad C(\sigma, \alpha) = \frac{\partial(v', v'_1)}{\partial(v, v_1)}.$$

Even though (53) is a matrix-vector multiplication, C and A do not always coincide since the collision parameter σ can depend on the velocity pair (v, v_1) for certain collision kernel q .

Next, we will assume that the collision kernel q is uniformly bounded from above. For some $\Sigma > 0$, we have

$$(56) \quad q(v - v_1, \sigma) \leq \Sigma$$

for all v , v_1 , and σ . In practice, this is not a restriction because one can take Σ to be the largest value of q for the discrete set of velocity and parameter values.

Although the formulation and analysis presented here are valid for the general collision model (52), the following form is often considered,

$$(57) \quad q(v - v_1, \sigma) = \tilde{q}(|v - v_1|, \theta) = C_\kappa(\theta)|v - v_1|^\beta.$$

We refer to [55, Sec. 1.4] for more modeling intuition regarding this type of collision models. The collision model (57) accommodates both the variable hard sphere (VHS) model, when $C_\kappa(\theta)$ is constant, and the variable soft sphere (VSS) model [33] with angular dependence.

With the assumption (56), the Boltzmann equation (50) can be further written as

$$\begin{aligned} \frac{\partial f}{\partial t} &= \int_{\mathbb{R}^3} \int_{\mathcal{S}^2} (f' f'_1 - f f_1) q(v - v_1, \sigma) d\sigma dv_1 \\ &= \iint f' f'_1 q d\sigma dv_1 - \iint f f_1 q d\sigma dv_1 \\ &= \iint f' f'_1 q d\sigma dv_1 + \iint f f_1 (\Sigma - q) d\sigma dv_1 - \iint \Sigma f f_1 d\sigma dv_1 \\ (58) \quad &= \iint f' f'_1 q d\sigma dv_1 + f \iint f_1 (\Sigma - q) d\sigma dv_1 - \mu f. \end{aligned}$$

Recall $\rho = \int f_1 dv_1$ is the total mass. We define $\bar{A} = \int_0^{2\pi} \int_0^\pi \sin(\theta) d\theta d\varphi = 4\pi$, the surface area of the unit sphere, and then we have

$$(59) \quad \mu = \bar{A} \Sigma \rho.$$

If we multiply both sides of (58) by an arbitrary test function $\phi(v)$, then divide by ρ and finally integrate over v , we obtain

$$\begin{aligned} \frac{\partial(\int \phi \hat{f} dv)}{\partial t} &= \rho \iiint \phi \hat{f}' \hat{f}'_1 q d\sigma dv_1 dv + \rho \iiint \phi \hat{f} \hat{f}_1 (\Sigma - q) d\sigma dv_1 dv - \mu \int \phi \hat{f} dv \\ &= \rho \iiint \phi' \hat{f} \hat{f}_1 q d\sigma dv_1 dv + \rho \iiint \phi \hat{f} \hat{f}_1 (\Sigma - q) d\sigma dv_1 dv - \mu \int \phi \hat{f} dv, \end{aligned}$$

using $dv dv_1 = dv' dv'_1$ and then interchanging notation (v, v_1) and (v', v'_1) in the first integral. After applying the explicit Euler time integration from t_k to $t_{k+1} = t_k + \Delta t$,

we obtain

$$(60) \quad \int \phi \hat{f}(v, t_{k+1}) dv = (1 - \Delta t \mu) \int \phi \hat{f}(v, t_k) dv$$

$$(61) \quad + \iiint \phi' \Delta t \mu \Sigma^{-1} q \hat{f}(v, t_k) \hat{f}_1(v_1, t_k) \bar{A}^{-1} d\sigma dv_1 dv$$

$$(62) \quad + \iiint \phi \Delta t \mu \Sigma^{-1} (\Sigma - q) \hat{f}(v, t_k) \hat{f}_1(v_1, t_k) \bar{A}^{-1} d\sigma dv_1 dv.$$

For a fixed k , $\hat{f}(v, t_k) = f(v, t_k)/\rho$ is the probability density of v , and $\hat{f}(v, t_k) \hat{f}_1(v_1, t_k) \bar{A}^{-1}$ is the probability density over the three variables (v, v_1, σ) . The three terms (60), (61) and (62) on the right-hand side of this equation represent the sampling of the collision process, using rejection sampling, as described in the DSMC algorithm in Section 5.1.

Algorithm 2 DSMC Algorithm Using Rejection Sampling for a General Collision Kernel q in the Nonlinear Boltzmann Equation.

- 1: Compute the initial velocity particles based on the initial condition, $\mathcal{V}^0 = \{v_1^0, \dots, v_N^0\}$.
 - 2: **for** $k = 0$ to $M - 1$ **do**
 - 3: Given \mathcal{V}^k , choose $N_c = \lceil \Delta t \mu N / 2 \rceil$ velocity pairs (i_ℓ, i_{ℓ_1}) uniformly without replacement. The remaining $N - 2N_c$ particles do not have a virtual (or real) collision and set $v_i^{k+1} = v_i^k$.
 - 4: **for** $\ell = 1$ to N_c **do**
 - 5: Sample σ_ℓ^k uniformly over \mathcal{S}^2 .
 - 6: Compute $\theta_\ell^k = \arccos(\sigma_\ell^k \cdot \alpha_\ell^k)$ and $q_\ell^k = q(|v_{i_\ell}^k - v_{i_{\ell_1}}^k|, \theta_\ell^k)$.
 - 7: Draw a random number ξ_ℓ^k from the uniform distribution $\mathcal{U}([0, 1])$.
 - 8: **if** $\xi_\ell^k \leq q_\ell^k / \Sigma$ **then**
 - 9: Perform real collision for $(v_{i_\ell}^k, v_{i_{\ell_1}}^k)$ following (51) and obtain $(v_{i_\ell}^{k'}, v_{i_{\ell_1}}^{k'})$.
 - 10: Set $(v_{i_\ell}^{k+1}, v_{i_{\ell_1}}^{k+1}) = (v_{i_\ell}^{k'}, v_{i_{\ell_1}}^{k'})$.
 - 11: **else**
 - 12: The virtual collision is not a real collision. Set $(v_{i_\ell}^{k+1}, v_{i_{\ell_1}}^{k+1}) = (v_{i_\ell}^k, v_{i_{\ell_1}}^k)$.
 - 13: **end if**
 - 14: **end for**
 - 15: **end for**
-

5.1. The (Forward) DSMC Method. The study of rarefied gas dynamics, particularly in regimes where the continuum assumption is not valid, has always posed significant challenges. Over the past few decades, the Direct Simulation Monte Carlo (DSMC) method has emerged as a pivotal tool in this domain, offering a particle-based, probabilistic approach to tackle the complexities of the Boltzmann equation.

At the heart of DSMC lies the representation of gas molecules as simulated particles. Each of these particles embodies a multitude of real molecules, moving and interacting

based on probabilistic models. The method decouples molecular motion and collisions, simplifying the simulation process. A cornerstone of the DSMC method is its treatment of molecular collisions. Through probabilistic models, DSMC captures the essence of intermolecular interactions, ensuring that the simulated dynamics align closely with real-world physics. The inherent parallel nature of DSMC makes it well-suited for high-performance computing environments. The versatility of DSMC has led to its adoption in a wide range of applications from aerodynamics to microfluidics, including providing the numerical solution to the Boltzmann equation (50).

Bird's book [7] is often considered the seminal reference for the DSMC method. A comprehensive review of the DSMC method and its applications can also be found in [2]. The DSMC tutorial written by Pareschi and Russo [46] is a very clear manual for the application of DSMC for the Boltzmann equation. The book [14] by Cercignani, Illner and Pulvirenti provides a mathematical foundation for the Boltzmann equation and methods like DSMC. For the rest of the section, we focus on the DSMC method particularly designed for the Boltzmann equation. Instead of directly solving the Boltzmann equation, DSMC simulates the motion and collisions of a finite number of representative gas molecules.

In the DSMC method [6, 43, 3], we consider a set of N velocities evolving in discrete time due to collisions whose distribution can be described by the distribution function f in (50). We divide time interval $[0, T]$ into M number of sub-intervals of size $\Delta t = T/M$. At the k -th time interval, the particle velocities are represented as

$$\mathcal{V}^k = \{v_1, \dots, v_N\}(t_k),$$

and we denote the i -th velocity particle in \mathcal{V}^k as v_i^k . The distribution function $f(v, t)$ is then discretized by the empirical distribution

$$(63) \quad f(v, t_k) \approx \frac{\rho}{N} \sum_{i=1}^N \delta(v - v_i^k), \quad k = 0, \dots, M.$$

We define the total number of virtual collision pairs $N_c = \lceil \Delta t \mu N / 2 \rceil$. Note that the number of particles having a virtual collision is $2N_c \approx \Delta t \mu N$. Thus, the probability of having a virtual collision is $\Delta t \mu$, and the probability of not having a virtual collision is $1 - \Delta t \mu$, matching the term (60). For each velocity $v_i^k \in \mathcal{V}^k$ in this algorithm, there are three possible outcomes, whose probabilities are denoted by h_j where $j = 1, 2, 3$:

Outcome	Probability
1. No virtual collision	$h_1 = 1 - \Delta t \mu$
2. A real collision	$h_2 = \Delta t \mu \, q_i^k / \Sigma$
3. A virtual, but not a real, collision	$h_3 = \Delta t \mu (1 - q_i^k / \Sigma)$

Here, $q_i^k = q(v_i^k - v_{i_1}^k, \sigma_i^k)$ where $v_{i_1}^k$ represents the virtual collision partner of v_i^k and σ_i^k is the sampled collision parameter for this pair. Note that the total probability of no real collision is $h_1 + h_3 = 1 - \Delta t \mu q_i^k / \Sigma$. Since the h_j 's depend on the collision kernel q , we may also view them each as function of $v - v_1$ and σ . Later, we will use the

following score functions based on the definition in (4):

$$\begin{aligned}\partial_{v_i^k}(\log h_1) &= 0, \\ \partial_{v_i^k}(\log h_2) &= (q_i^k)^{-1} \partial_{v_i^k} q_i^k, \\ \partial_{v_i^k}(\log h_3) &= -(\Sigma - q_i^k)^{-1} \partial_{v_i^k} q_i^k.\end{aligned}$$

We will combine the Score Function Method (Section 2.2.1) with the adjoint-state method (Section 3.2) to design the adjoint Monte Carlo algorithm. Recall ρ , Δt and Σ are constants. Also note that $\partial_{v_{i_1}^k}(\log h_j) = -\partial_{v_i^k}(\log h_j)$, $j = 1, 2, 3$, if $(v_i^k, v_{i_1}^k)$ is a virtual collision pair.

We can decide whether a particle participates in a *virtual* collision or not through uniform sampling. However, in order to determine whether a selected virtual collision pair participates in the *actual* collision or not, we need to use the rejection sampling since the probability q_i^k is pair-dependent. We further remark that if a virtual velocity pair is rejected for a real collision (Outcome #2), it is automatically accepted for a virtual but not real collision (Outcome #3). With all the notations defined above, we present the DSMC algorithm using the rejection sampling in Algorithm 2. The algorithm applies to any general collision kernel satisfying (56).

Note that the DSMC algorithm is a single sample of the dynamics for N particles following equations (60)-(62). It is not the same as N samples of a single particle because of the nonlinearity of these equations. For consistency, the derivation of the adjoint equations will also employ a single sample of the N -particle dynamics.

5.2. DTO Approach: The Adjoint DSMC Method. As a test problem, we consider an optimization problem for the spatially homogeneous Boltzmann equation (50). The initial condition is

$$(64) \quad f(v, 0) = f_0(v; \theta),$$

where f_0 is the prescribed initial data depending on the parameter θ , which can be high-dimensional. The goal is to find θ which optimizes the objective function

$$(65) \quad J(\theta) = \int_{\mathbb{R}^3} \phi(v) f(v, T) dv,$$

where $f(v, T)$ is the solution at time T to (50) given the initial condition (64), and thus $f(v, T)$ depends on θ through the initial condition. This is a PDE-constrained optimization problem. The adjoint DSMC method proposed in [10] is an efficient particle-based method to compute the gradient of the objective function (65) based on the forward DSMC scheme (Section 5.1). It was generalized to a much more general collision kernel in [58]. We will briefly review its derivation and the main result.

We first rewrite the objective function (65) at time $T = t_M$ as

$$(66) \quad J = \mathbb{E} [\bar{\phi}^M], \quad \text{where} \quad \bar{\phi}^M = \frac{\rho}{N} \sum_{i=1}^N \phi_i^M,$$

where $\rho = \int f(v, T) dv$, $\phi_i^M = \phi(v_i^M)$ with $v_i^M \sim f(v, T)$. The expectation \mathbb{E} is taken over all the randomness in the forward DSMC simulation over M time steps.

Next, we define the expectations for each step of the forward DSMC algorithm. For simplicity, we assume that the number of particles N is even. The velocities change at a discrete time in the DSMC Algorithm 2. This involves the following two steps at time t_k where $k = 0, \dots, M - 1$.

- Step 1. Randomly (and uniformly) select collision pairs, v_i^k and $v_{i_1}^k$, and also to randomly select collision parameters. The expectation over this step will be denoted as \mathbb{E}_p^k (with “p” signifying collision “parameters” and collision “pairs”).
- Step 2. Perform collisions at the correct rate, i.e., the given collision kernel, $q(v - v_1, \sigma)$, using the rejection sampling. This is performed by choosing outcome j with probability

$$(67) \quad h_{ij}^k = h_j(v_i^k - v_{i_1}^k, \sigma_i^k)$$

for $j = 1, 2, 3$ regarding this collision pair $(v_i^k, v_{i_1}^k)$; see Section 5.1 for the definition of $\{h_j\}$. The expectation for this step will be denoted as \mathbb{E}_r^k (with “r” signifying collision “rejection sampling”).

The total expectation over the step from time t_k to t_{k+1} is

$$\mathbb{E}^k = \mathbb{E}_p^k \mathbb{E}_r^k.$$

Two ways of deriving the same adjoint DSMC method were presented in [58]. We will describe below the Lagrangian approach following the general framework in Section 3.2. Consider the Lagrangian

$$(68) \quad \begin{aligned} L(\{v_i^k\}, \{\gamma_i^k\}, \theta) &= J + \frac{1}{2} \sum_{k=0}^{M-1} \sum_{i=1}^N \mathbb{E}^k \left[\left(\frac{\gamma_i^{k+1}}{\gamma_{i_1}^{k+1}} \right) \cdot \left(\mathcal{C}_i^k \left(\frac{v_i^k}{v_{i_1}^k} \right) - \left(\frac{v_i^{k+1}}{v_{i_1}^{k+1}} \right) \right) \middle| \left(\frac{v_i^k}{v_{i_1}^k} \right) \right] + \\ &\sum_{i=1}^N \mathbb{E}_{\hat{v}_{0i} \sim f_0(v; \theta)} [\gamma_i^0 \cdot (\hat{v}_{0i} - v_i^0)]. \end{aligned}$$

The “1/2” scaling is to avoid enforcing the collision rule twice. Note that v_i^k and $v_{i_1}^k$ are a collision pair, but that neither $(v_i^{k+1}, v_{i_1}^{k+1})$ nor $(v_i^M, v_{i_1}^M)$ are a collision pair. In this application of the adjoint-state method (see Section 3.2), the state variables are the random velocity particles $\{v_i^k\} \subset \mathbb{R}^3$, and the adjoint variables are $\{\gamma_i^k\} \subset \mathbb{R}^3$, which are also random.

In the second step, we first select a time step t_k , condition the Lagrangian L on $\mathcal{V}^k = \{v_i^k\}_{i=1}^N$, and differentiate it with respect to each v_i^k , $i = 1, \dots, N$, to obtain the corresponding adjoint equations. For a given $k = 0, \dots, M - 1$, and a particular velocity v_i^k , the only elements in \mathcal{V}^{k+1} that depend on v_i^k are v_i^{k+1} and $v_{i_1}^{k+1}$, which are determined by

$$(69) \quad \begin{pmatrix} v_i^{k+1} \\ v_{i_1}^{k+1} \end{pmatrix} = \mathcal{C}_i^k \begin{pmatrix} v_i^k \\ v_{i_1}^k \end{pmatrix},$$

where the operator \mathcal{C}_i^k is one of the following three possible matrices each with probability h_{ij}^k given in (67) for $j = 1, 2, 3$,

$$(70) \quad \mathcal{C}_i^k = \begin{cases} I, & j = 1, (v_i^k, v_{i_1}^k) \text{ does not have a real or virtual collision,} \\ A(\sigma_i^k, \alpha_i^k), & j = 2, (v_i^k, v_{i_1}^k) \text{ has a real collision,} \\ I, & j = 3, (v_i^k, v_{i_1}^k) \text{ has a virtual, but not a real, collision,} \end{cases}$$

where $I \in \mathbb{R}^{6 \times 6}$ is the identity matrix. Note that $A(\sigma, \alpha)$ and $\{h_{ij}^k\}$ are defined in (54) and (67), respectively. Furthermore, we find the adjoint of the Jacobian matrices D given by

$$(71) \quad D = \left[\frac{\partial(v', v_1')}{\partial(v, v_1)} \right]^\top = \begin{cases} I, & j = 1, \\ [C(\sigma, \alpha)]^\top, & j = 2, \\ I, & j = 3, \end{cases}$$

where $C(\sigma, \alpha)$ is defined in (55), and is not necessarily the same as $A(\sigma, \alpha)$, especially when the collision kernel is angle dependent.

When we differentiate the Lagrangian L with respect to v_i^k and when $k \neq 0$ or $M-1$, the only term that depends on v_i^k is

$$\mathbb{E}^k \left[\left(\frac{\gamma_i^{k+1}}{\gamma_{i_1}^{k+1}} \right) \cdot \left(\mathcal{C}_i^k \left(\frac{v_i^k}{v_{i_1}^k} \right) - \left(\frac{v_i^{k+1}}{v_{i_1}^{k+1}} \right) \right) \middle| \left(\frac{v_i^k}{v_{i_1}^k} \right) \right].$$

It is crucial to note that there are two places in this term that potentially depend on v_i^k : (1) the v_i^k inside “ $[\cdot]$ ” and (2) the probability h_{ij}^k given in (67) used to define \mathbb{E}_r^k , which is part of \mathbb{E}^k . Once we capture these two contributions, it follows that, for any test function φ ,

$$(72) \quad \frac{\partial}{\partial v_i^k} \mathbb{E}^k[\varphi] = \frac{\partial}{\partial v_i^k} \mathbb{E}_p^k \mathbb{E}_r^k[\varphi] = \mathbb{E}^k \left[\frac{\partial}{\partial v_i^k} \varphi + \varphi \left(\frac{\partial}{\partial v_i^k} \log h_i^k \right) \right],$$

where $h_i^k = h_{ij}^k$ with probability h_{ij}^k . We address that, similar to (8), the score function $\frac{\partial}{\partial v_i^k} \log h_i^k$ shows up. Here, we have applied techniques in the **score function Monte Carlo estimator** introduced earlier in Section 2.2.1.

The introduction of the score function is crucial and the other steps are relatively straightforward. Thus, we omit the remaining derivation details and refer interested readers to [58]. We state the final adjoint equations with the score functions terms:

$$(73) \quad \left(\frac{\gamma_i^k}{\gamma_{i_1}^k} \right) = \mathbb{E}^k \left[D_i^k \left(\frac{\gamma_i^{k+1}}{\gamma_{i_1}^{k+1}} \right) \middle| \mathcal{V}^k \right] + \frac{\rho}{N} \mathbb{E}^k \left[(J_i^{k+1} + J_{i_1}^{k+1}) \left(\frac{\partial \log h_i^k / \partial v_i^k}{\partial \log h_i^k / \partial v_{i_1}^k} \right) \middle| \mathcal{V}^k \right],$$

where $\phi_i^M = \phi(v_i^M)$ with $\phi(v)$ given in the objective function (66), and

$$J_i^k := \mathbb{E}[\phi_i^M | \mathcal{V}^k], \quad \forall k = 0, 1, \dots, M-1.$$

Next, we sample (73), as in the forward DSMC algorithm, over a single sample of the dynamics of N discrete particles. We remark that J_i^{k+1} and $J_{i_1}^{k+1}$ become ϕ_i^M and $\phi_{i_1}^M$

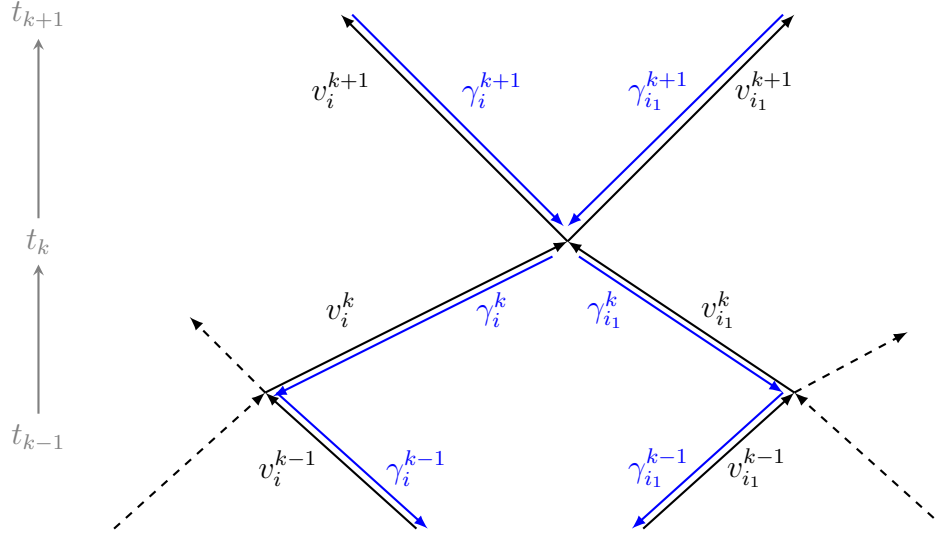


FIGURE 5. An illustration for the Boltzmann forward and adjoint Monte Carlo methods at intermediate time steps t_{k-1} , t_k and t_{k+1} : the forward velocity particles $\{v_i^k\}$ (black) evolve forward in time while the adjoint particles $\{\gamma_i^k\}$ (blue) propagate backward in time, both along the same trajectories sharing the randomness from the forward DSMC sampling.

after sampling. Finally, we obtain the discrete adjoint equations, for any $i = 1, \dots, N$,

$$(74) \quad \begin{pmatrix} \gamma_i^k \\ \gamma_{i_1}^k \end{pmatrix} = D_i^k \begin{pmatrix} \gamma_i^{k+1} \\ \gamma_{i_1}^{k+1} \end{pmatrix} + \frac{\rho}{N} (\phi_i^M + \phi_{i_1}^M) \frac{\partial \log h_i^k}{\partial v_i^k} \begin{pmatrix} 1 \\ -1 \end{pmatrix}.$$

We used the fact that $\frac{\partial}{\partial v_i^k} \log h_i^k = -\frac{\partial}{\partial v_{i_1}^k} \log h_i^k$ based on the symmetry of elastic binary collision. The “final data” for γ_i^k with $k = M$ is

$$(75) \quad \gamma_i^M = \frac{\partial}{\partial v_i^M} \mathbb{E}[\bar{\phi}^M | \mathcal{V}^M] = \frac{\partial}{\partial v_i^M} \bar{\phi}^M = \frac{\rho}{N} \phi'(v_i^M),$$

but can change if the concrete form of the objective function varies. In Figure 5, we illustrate the adjoint relation between the forward DSMC method (propagating forward in time) and the adjoint DSMC method (evolving backward in time) when we use the same randomness in the forward DSMC to sample (73).

Moreover, if the objective function involves the PDE solution at other time steps before the terminal time T , the adjoint equation (74) needs to be modified. However, it can be derived in a similar way following the steps above. To sum up, the discrete adjoint particle system is solved backward in time starting with the final condition (75), evolving based on (74) till the initial time t_0 .

Finally, we take the derivative of the Lagrangian L (68) with respect to the parameter θ , and obtain

$$\partial_\theta L = \partial_\theta \left(\sum_{i=1}^N \mathbb{E}_{\hat{v}_{0i} \sim f_0(v; \theta)} [\gamma_i^0 \cdot \hat{v}_{0i}] \right).$$

Since we restrict the Lagrangian over the solution manifold by performing the forward DSMC, the second and third terms in (68) disappear, and we have $\partial_\theta L = D_\theta J$, the true gradient of the objective function J ; see Section 3.2 for more details.

To turn the gradient in its expectation form into a Monte Carlo gradient estimator, we have to examine how \hat{v}_{0i} depends on the parameter θ in the initial condition $f_0(v; \theta)$. We often employ the **pathwise Monte Carlo gradient estimator** introduced in Section 2.2.2. That is, we apply the “reparameterization trick”:

$$f_0(v; \theta) = T(v; \theta) \# g(v),$$

where the probability distribution $g(v)$ is parameter-independent and the push-forward map $T(v; \theta)$ inherits all the parameter dependence. As a result, we obtain the Monte Carlo gradient estimator

$$D_\theta J \approx \sum_{i=1}^N \gamma_i^0 \cdot \partial_\theta T(\epsilon_i, \theta), \quad \epsilon_i \sim g(v), \quad i = 1, \dots, N.$$

In this demonstration, we place the parameter dependence on the initial condition as an example, but in many setups, the parameter appears at other places of the Boltzmann equation, such as the collision kernel and the boundary condition. The adjoint equation system and the gradient formula will change, but again, they can be derived following the steps above, combined with the Monte Carlo estimation strategies introduced in Section 2.

In summary, we have introduced the adjoint DSMC method to obtain the gradient of the Boltzmann equation-constrained optimization problem. In the derivation, we have employed the score function Monte Carlo gradient estimator (see Section 2.2.1) and the pathwise Monte Carlo gradient estimator (see Section 2.2.2). In the numerical validation of the adjoint DSMC method, the coupling method (see Section 2.2.3) can be used to provide a reference gradient value using the divided difference; see an example in [10, Sec. 6]. All three primary Monte Carlo gradient methods are instrumental for this kinetic equation-constrained optimization problem.

6. CONCLUSIONS

As described in the previous sections, Monte Carlo methods come with significant advantages, as well as difficulties: They are versatile and easy to implement, and they are not limited by dimensionality (more specifically, Monte Carlo methods typically depend linearly, not exponentially, on the dimension of an application); but they are slow and noisy (i.e., they have random errors). Indeed, their practical implementation often depends critically on noise control (i.e., variance reduction).

This review shows that the Monte Carlo method is useful for simulating adjoint equations or variables. This may be surprising because the differentiation that is inherent in adjoint methods could amplify the random noise in the Monte Carlo approach. Indeed, it is essential to avoid “differentiating the noise” in formulating adjoint Monte Carlo methods. This is done differently for OTD (optimize-then-discretize) or DTO (discretize-then-optimize) frameworks, in both of which random sampling is the discretization step (D), and differentiation occurs in the optimization step (O). For OTD,

the differentiation occurs before sampling so that it does not involve random noise. On the other hand, for DTO, random sampling occurs first, and it is essential that each differentiation step only applies to the smooth influence of a single sample value and does not involve the differences between (random) sample values.

A second theme of this review is that the remarkable effectiveness of the score function extends to adjoint Monte Carlo methods. In particular, we showed that an adjoint method can be applied to Monte Carlo sampling that involves a discontinuity due to the use of the rejection method, one of the most effective techniques for efficient sampling, in which the discontinuity is due to the choice between acceptance and rejection. We expect that similar use of the score function will be essential for further application of adjoint Monte Carlo methods.

The two application examples described in this survey — radiative transport and the dynamics of rarefied gases and plasmas — should be just the beginning. We expect that Monte Carlo adjoint methods will be broadly applicable to a wide range of models and simulation methods for physical, biological, and social sciences.

ACKNOWLEDGEMENTS

We thank the editors of the special collection “Active Particles” Vol 4., José Carrillo and Eitan Tadmor, for their encouragement. R. Caflisch is partially supported by the Department of Energy (DOE) under grant DE-FG02-86ER53223. Y. Yang is partially supported by the Office of Naval Research (ONR) under grant N00014-24-1-2088.

REFERENCES

- [1] Feby Abraham, Marek Behr, and Matthias Heinkenschloss. The effect of stabilization in finite element methods for the optimal boundary control of the Oseen equations. *Finite Elements in Analysis and Design*, 41(3):229–251, 2004.
- [2] Francis J Alexander and Alejandro L Garcia. The direct simulation Monte Carlo method. *Computers in Physics*, 11(6):588–593, 1997.
- [3] Hans Babovsky and Reinhard Illner. A convergence proof for Nanbu’s simulation method for the full Boltzmann equation. *SIAM Journal on Numerical Analysis*, 26(1):45–65, 1989.
- [4] Guillaume Bal. Radiative transfer equations with varying refractive index: a mathematical perspective. *JOSA A*, 23(7):1639–1644, 2006.
- [5] John T Betts and Stephen L Campbell. Discretize then optimize. *Mathematics for industry: challenges and frontiers*, pages 140–157, 2005.
- [6] GA Bird. Direct simulation and the Boltzmann equation. *The Physics of Fluids*, 13(11):2676–2681, 1970.
- [7] Graeme A Bird. Molecular gas dynamics and the direct simulation of gas flows. *Molecular gas dynamics and the direct simulation of gas flows*, 1994.
- [8] AV Bobylev and K Nanbu. Theory of collision algorithms for gases and plasmas based on the Boltzmann equation and the Landau–Fokker–Planck equation. *Physical Review E*, 61(4):4576, 2000.
- [9] John Burkardt, Max Gunzburger, and Janet Peterson. Insensitive functionals, inconsistent gradients, spurious minima, and regularized functionals in flow optimization problems. *International Journal of Computational Fluid Dynamics*, 16(3):171–185, 2002.
- [10] Russel Caflisch, Denis Silantyev, and Yunan Yang. Adjoint DSMC for nonlinear Boltzmann equation constrained optimization. *Journal of Computational Physics*, 439:110404, 2021.

- [11] Russel E Caflisch. The Boltzmann equation with a soft potential. *Communications in Mathematical Physics*, 74(1):71–95, 1980.
- [12] Russel E Caflisch. Monte Carlo and quasi-Monte Carlo methods. *Acta numerica*, 7:1–49, 1998.
- [13] Stefano Carli, Laurent Hascoët, Wouter Dekeyser, and Maarten Blommaert. Algorithmic differentiation for adjoint sensitivity calculation in plasma edge codes. *Journal of Computational Physics*, 491:112403, 2023.
- [14] Carlo Cercignani, Reinhard Illner, and Mario Pulvirenti. *The mathematical theory of dilute gases*, volume 106. Springer Science & Business Media, 2013.
- [15] Han-Fu Chen. *Stochastic approximation and its applications*, volume 64. Springer Science & Business Media, 2005.
- [16] Robert Dautray and Jacques-Louis Lions. *Mathematical analysis and numerical methods for science and technology*, volume 6. Springer Science & Business Media, 1993.
- [17] Roger Eckhardt, Stan Ulam, John von Neumann, and the Monte Carlo Method. *Los Alamos Science*, 100(15):131, 1987.
- [18] Lukas Einkemmer, Qin Li, Li Wang, and Yunan Yang. Suppressing Instability in a Vlasov-Poisson System by an External Electric Field Through Constrained Optimization. *Journal of Computational Physics*, 498:112662, 2024.
- [19] Herbert Federer. *Geometric measure theory*. Springer, 2014.
- [20] Kimia Ghobadi, Nedialko S Nedialkov, and Tamas Terlaky. On the discretize then optimize approach. *Preprint for Industrial and Systems Engineering*, 2009.
- [21] Paul Glasserman. *Gradient estimation via perturbation analysis*, volume 116. Springer Science & Business Media, 1990.
- [22] Paul Glasserman. *Monte Carlo Methods in Financial Engineering*, volume 53. Springer Science & Business Media, 2013.
- [23] Peter W Glynn. Likelihood ratio gradient estimation for stochastic systems. *Communications of the ACM*, 33(10):75–84, 1990.
- [24] Kaiwen Guan, Kei Matsushima, Yuki Noguchi, and Takayuki Yamada. Topology optimization for rarefied gas flow problems using density method and adjoint IP-DSMC. *Journal of Computational Physics*, 474:111788, 2023.
- [25] William W Hager. Runge-Kutta methods in optimal control and the transformed adjoint system. *Numerische Mathematik*, 87(2):247–282, 2000.
- [26] Michael Herty, René Pinnau, and Mohammed Seaïd. Optimal control in radiative transfer. *Optimisation Methods and Software*, 22(6):917–936, 2007.
- [27] Michael Hinze, René Pinnau, Michael Ulbrich, and Stefan Ulbrich. *Optimization with PDE constraints*, volume 23. Springer Science & Business Media, 2008.
- [28] Michael Hinze and Arnd Rösch. Discretization of optimal control problems. In *Constrained Optimization and Optimal Control for Partial Differential Equations*, pages 391–430. Springer, 2012.
- [29] Matt Jacobs, Flavien Léger, Wuchen Li, and Stanley Osher. Solving large-scale optimization problems with a convergence rate independent of grid size. *SIAM Journal on Numerical Analysis*, 57(3):1100–1123, 2019.
- [30] Leslie Pack Kaelbling, Michael L Littman, and Andrew W Moore. Reinforcement learning: A survey. *Journal of artificial intelligence research*, 4:237–285, 1996.
- [31] Diederik P Kingma and Max Welling. Auto-encoding variational Bayes. In *International Conference on Learning Representations*, 2014.
- [32] Jack PC Kleijnen and Reuven Y Rubinstein. Optimization and sensitivity analysis of computer simulation models by the score function method. *European Journal of Operational Research*, 88(3):413–427, 1996.
- [33] Katsuhisa Koura and Hiroaki Matsumoto. Variable soft sphere molecular model for inverse-power-law or Lennard-Jones potential. *Physics of fluids A: fluid dynamics*, 3(10):2459–2465, 1991.
- [34] Dirk P Kroese, Thomas Taimre, and Zdravko I Botev. *Handbook of Monte Carlo methods*. John Wiley & Sons, 2013.

- [35] Pierre L'Ecuyer. Note: On the interchange of derivative and expectation for likelihood ratio derivative estimators. *Management Science*, 41(4):738–747, 1995.
- [36] Qin Li, Li Wang, and Yunan Yang. Monte Carlo Gradient in Optimization Constrained by Radiative Transport Equation. *SIAM Journal on Numerical Analysis*, 61(6):2744–2774, 2023.
- [37] Jun Liu and Zhu Wang. Non-commutative discretize-then-optimize algorithms for elliptic PDE-constrained optimal control problems. *Journal of Computational and Applied Mathematics*, 362:596–613, 2019.
- [38] Emil Lønbak, Frédéric Blondeel, Adam Lee, Lander Vanroye, Andreas Van Barel, and Giovanni Samaey. Reversible random number generation for adjoint Monte Carlo simulation of the heat equation. *arXiv preprint arXiv:2302.02778*, 2023.
- [39] Zlochins Mark and Yoram Baram. The bias-variance dilemma of the Monte Carlo method. In *Artificial Neural Networks—ICANN 2001: International Conference Vienna, Austria, August 21–25, 2001 Proceedings 11*, pages 141–147. Springer, 2001.
- [40] N Metropolis. The beginning of the Monte Carlo method. *Los Alamos Science*, 15:125–130, 1987.
- [41] Nicholas Metropolis and Stanislaw Ulam. The Monte Carlo method. *Journal of the American statistical association*, pages 335–341, 1949.
- [42] Shakir Mohamed, Mihaela Rosca, Michael Figurnov, and Andriy Mnih. Monte Carlo gradient estimation in machine learning. *Journal of Machine Learning Research*, 21:1–62, 2020.
- [43] Kenichi Nanbu. Direct simulation scheme derived from the Boltzmann equation. I. monocomponent gases. *Journal of the Physical Society of Japan*, 49(5):2042–2049, 1980.
- [44] Christopher Nemeth and Paul Fearnhead. Stochastic gradient Markov chain Monte Carlo. *Journal of the American Statistical Association*, 116(533):433–450, 2021.
- [45] Jorge Nocedal and Stephen Wright. *Numerical optimization*. Springer Science & Business Media, 2006.
- [46] Lorenzo Pareschi and Giovanni Russo. An introduction to Monte Carlo method for the Boltzmann equation. In *ESAIM: Proceedings*, volume 10, pages 35–75. EDP Sciences, 2001.
- [47] Lorenzo Pareschi and Giuseppe Toscani. *Interacting multiagent systems: kinetic equations and Monte Carlo methods*. OUP Oxford, 2013.
- [48] Georg Ch Pflug. *Optimization of stochastic models: the interface between simulation and optimization*, volume 373. Springer Science & Business Media, 2012.
- [49] Danilo Jimenez Rezende, Shakir Mohamed, and Daan Wierstra. Stochastic backpropagation and approximate inference in deep generative models. In *International conference on machine learning*, pages 1278–1286. PMLR, 2014.
- [50] Reuven Y Rubinstein. The score function approach for sensitivity analysis of computer simulation models. *Mathematics and Computers in Simulation*, 28(5):351–379, 1986.
- [51] Reuven Y Rubinstein and Dirk P Kroese. *Simulation and the Monte Carlo method*. John Wiley & Sons, 2016.
- [52] Reuven Y Rubinstein and Ruth Marcus. Efficiency of multivariate control variates in Monte Carlo simulation. *Operations Research*, 33(3):661–677, 1985.
- [53] Surya T Tokdar and Robert E Kass. Importance sampling: a review. *Wiley Interdisciplinary Reviews: Computational Statistics*, 2(1):54–60, 2010.
- [54] George Tucker, Andriy Mnih, Chris J Maddison, John Lawson, and Jascha Sohl-Dickstein. REBAR: Low-variance, unbiased gradient estimates for discrete latent variable models. *Advances in Neural Information Processing Systems*, 30, 2017.
- [55] Cédric Villani. A review of mathematical topics in collisional kinetic theory. In S. Friedlander and D. Serre, editors, *Handbook of Mathematical Fluid Dynamics*, volume 1 of *Handbook of Mathematical Fluid Dynamics*, pages 71–305. North-Holland, 2002.
- [56] John Von Neumann, Robert D Richtmyer, and Stanislaw Ulam. Statistical methods in neutron diffusion. *Los Alamos Scientific report*, 511:751–764, 1947.
- [57] Ronald J Williams. Simple statistical gradient-following algorithms for connectionist reinforcement learning. *Machine learning*, 8:229–256, 1992.

- [58] Yunan Yang, Denis Silantyev, and Russel Caflisch. Adjoint DSMC for nonlinear spatially-homogeneous Boltzmann equation with a general collision model. *Journal of Computational Physics*, page 112247, 2023.
- [59] Ruifeng Yuan and Lei Wu. An efficient topology optimization method for steady gas flows in all flow regimes. *arXiv preprint arXiv:2308.07018*, 2023.

Email address: `caflisch@courant.nyu.edu`

COURANT INSTITUTE OF MATHEMATICAL SCIENCES, NEW YORK UNIVERSITY, NEW YORK, NY 10012.

Email address: `yunan.yang@cornell.edu`

DEPARTMENT OF MATHEMATICS, CORNELL UNIVERSITY, ITHACA, NY 14853.