

Meta-Learning for Resource Allocation in Uplink Multi STAR-RIS-aided NOMA System

Sepideh Javadi, Armin Farhadi, Mohammad Robat Mili, Eduard Jorswieck, and Naofal Aldhahir

Abstract—Simultaneously transmitting and reflecting reconfigurable intelligent surface (STAR-RIS) is a novel technology which enables the full-space coverage. In this letter, a multi STAR-RIS-aided system using non-orthogonal multiple access in an uplink transmission is considered, where the multi-order reflections among multiple STAR-RISs assist the transmission from the single-antenna users to the multi-antenna base station. Specifically, the total sum rate maximization problem is solved by jointly optimizing the active beamforming, power allocation, transmission and reflection beamforming at the STAR-RIS, and user-STAR-RIS assignment. To solve the non-convex optimization problem, a novel deep reinforcement learning algorithm is proposed which integrates meta-learning and deep deterministic policy gradient (DDPG), denoted by Meta-DDPG. Numerical results demonstrate that our proposed Meta-DDPG algorithm outperforms the conventional DDPG algorithm with 53% improvement, while multi-order reflections among multi STAR-RISs yields to 14.1% enhancement in the total data rate.

Index Terms—Meta-DDPG, NOMA, STAR-RIS, data rate.

I. INTRODUCTION

Reconfigurable intelligent surface (RIS) has emerged as a promising technology for the upcoming sixth generation (6G) wireless systems which enhances the energy and spectrum efficiencies. However, the conventional RIS can only serve the wireless devices located on the same side without providing full-space coverage. To address this limitation, the simultaneously transmitting and reflecting (STAR)-RIS was introduced to enable the simultaneous reconfiguration of the reflected and transmitted signals [1].

As another promising solution to improve the spectral efficiency and achieve massive connectivity, non-orthogonal multiple access (NOMA) can serve multiple users within the same resource block [2]. More specifically, the authors in [3] apply NOMA in a multi-carrier RIS-assisted system and aim to maximize the system throughput. The integration of STAR-RIS and NOMA can enhance the spectrum efficiency and has been envisioned as a future wireless network structure [4], [5]. For instance, the authors in [4] maximize the achievable sum rate in a NOMA-assisted STAR-RIS communication system, where the users in both the reflection and transmission spaces are classified into various clusters. Moreover, the sum rate maximization problem in a STAR-RIS-assisted NOMA system

is studied in [5], where the authors employ both cluster-based NOMA and beamformer-based NOMA schemes at the multi-antenna transmitter. Most of the relevant works are focused on communication systems with a single RIS. However, there are few research works which model multi-RIS deployment scenario in the wireless network [6], [7]. Particularly, the users' utility maximization problem in multi-RIS aided downlink wireless communication is studied in [6], where each user is associated with at least one RIS. Moreover, the application of NOMA in multi-RIS downlink system is investigated in [7], where the authors aim to minimize the total transmit power.

In this letter, we consider multi-order reflections among multiple STAR-RISs using NOMA in an uplink transmission to provide enhanced data rate, since the received signal strength can be amplified considering the second-order reflection [8]. More specifically, we solve the total sum rate maximization problem using a meta deep deterministic policy gradient (Meta-DDPG) algorithm to enable a quick adjustment to a new and dynamic environment. Despite the potential benefit of applying multi STAR-RISs, it has not been thoroughly studied in the literature. To the best of our knowledge, this is the first work which develops the architecture of multi STAR-RIS in an uplink transmission by considering NOMA users for STAR-RISs, where Meta-DDPG is applied to solve the problem. The simulation results reveal that the proposed multi STAR-RIS-assisted scheme is capable of outperforming several benchmark schemes.

II. SYSTEM MODEL AND PROBLEM FORMULATION

As illustrated in Fig. 1, we consider an uplink transmission of multi STAR-RIS-assisted NOMA system comprising of one BS with N_{BS} antennas and a set $\mathcal{N} = \{1, 2, \dots, n, \dots, N\}$ STAR-RISs, in which the n -th STAR-RIS has M_n elements denoted by $\mathcal{M}_n = \{1, 2, \dots, m_n, \dots, M_n\}$. Moreover, the total number of K single antenna users indexed by $\mathcal{K} = \{1, 2, \dots, k, \dots, K\}$ are distributed in the system, where each STAR-RIS serves K_n single antenna users indexed by $\mathcal{K}_n = \{1, 2, \dots, k_n, \dots, K_n\}$. The multiple STAR-RISs are distributed in the system, such that the corresponding space of each STAR-RIS is divided into two parts, namely, reflection space and transmission space. Therefore, the elements of each STAR-RIS divide the incident signal into the reflected signals in the reflection space as well as the transmission signals in the transmission space. Hereafter, the k -th user and m -th element associated with the n -th STAR-RIS are represented by $[k, n]$ and $[m, n]$, respectively.

1) *Signal Model*: The incident, reflected, and transmitted signals by the m -th element of n -th STAR-RIS can be,

Sepideh Javadi and Mohammad Robat Mili are with the Pasargad Institute for Advanced Innovative Solutions (PIAIS), Tehran, Iran (e-mails: sepideh.javadi@piais.ir and mohammad.robati@piais.ir). Armin Farhadi is with the School of Electrical and Computer Engineering, College of Engineering, University of Tehran, Tehran, Iran (e-mail: armin.farhadi@ut.ac.ir). Eduard Jorswieck is with the Institute for Communications Technology, Technische Universität Braunschweig, 38106 Braunschweig, Germany (email: e.jorswieck@tu-bs.de). Naofal Al-Dhahir is with the Department of Electrical and Computer Engineering, The University of Texas at Dallas, Richardson, TX 75080 USA (aldhahir@utdallas.edu).

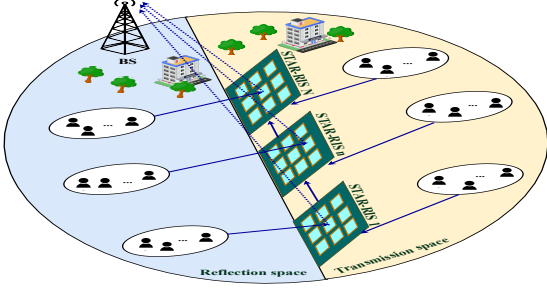


Fig. 1. System model of an uplink multi STAR-RIS system with NOMA.

respectively, expressed as $x_{m,n}$, $r_{m,n} = \sqrt{\alpha_{m,n}^r} e^{j\theta_{m,n}^r} x_{m,n}$ and $t_{m,n} = \sqrt{\alpha_{m,n}^t} e^{j\theta_{m,n}^t} x_{m,n}$, where the amplitude and phase shift of the reflection and transmission coefficients of the m -th element of the n -th STAR-RIS are denoted by $\{\alpha_{m,n}^r, \alpha_{m,n}^t \in [0, 1]\}$ and $\{\theta_{m,n}^r, \theta_{m,n}^t \in [0, 2\pi)\}$, respectively. It is worth noting that contrary to the reflection and transmission phase shifts which are independent, the amplitude coefficients for reflection and transmission are coupled, such that the incident signal energy is equal to the sum of the reflected and transmitted signal's energies, i.e., $|r_{m,n}|^2 + |t_{m,n}|^2 = |x_{m,n}|^2, \forall m \in \mathcal{M}, n \in \mathcal{N}$. Therefore, to realize the above mentioned energy conservation principle, the condition $\alpha_{m,n}^r + \alpha_{m,n}^t = 1$ should be satisfied [9]. The beamforming vector of the n -th STAR-RIS for the reflection ($l = r$) and transmission ($l = t$) is denoted by $\theta_n^l = [\sqrt{\alpha_{1,1}^l} e^{j\theta_{1,1}^l}, \dots, \sqrt{\alpha_{M,n}^l} e^{j\theta_{M,n}^l}, \dots, \sqrt{\alpha_{M,N}^l} e^{j\theta_{M,N}^l}]^H$, where the corresponding diagonal beamforming matrix is defined as $\Theta_n^l = \text{diag}(\theta_n^l) \in \mathbb{C}^{M_n \times M_n}$. The association index $\beta_{k,n}$ determines if user k is associated with the n -th STAR-RIS, such that the user sends the signal to the associated STAR-RIS in an uplink transmission which is defined as follows

$$\begin{cases} \beta_{k,n} = 1, & \text{if user } k \text{ is associated with STAR-RIS } n, \\ \beta_{k,n} = 0, & \text{otherwise.} \end{cases} \quad (1)$$

We assume that the multi STAR-RISs are sorted in descending order of their distances to the BS in the system, i.e., $d_{\text{BS}, \text{S-RIS}_1} > d_{\text{BS}, \text{S-RIS}_2} > \dots > d_{\text{BS}, \text{S-RIS}_N}$. Hence, the received signal at the BS is given by

$$\mathbf{y}_{\text{BS}} = \sum_{n=1}^N \sum_{k=1}^{K_n} \mathbf{h}_{k,n} \sqrt{p_{k,n}} \hat{x}_{k,n} + \mathbf{z}, \quad (2)$$

where $\hat{x}_{k,n}$ represents the transmit signal stemming from the $[k, n]$ -th user to the BS with normalized power, i.e., $\mathbb{E}\{\hat{x}_{k,n}^2\} = 1$, while $p_{k,n}$ denotes the transmit power of the $[k, n]$ -th user. Moreover, \mathbf{z} is the white complex Gaussian noise vector with zero mean and covariance matrix $\sigma^2 \mathbf{I}_{N_{\text{BS}}}$, i.e., $\mathbf{z} \sim \mathcal{CN}(\mathbf{0}, \sigma^2 \mathbf{I}_{N_{\text{BS}}})$, where σ^2 denotes the noise variance and \mathbf{I} is the identity matrix. Furthermore, the diagonal matrix

of the n -th STAR-RIS is defined as follows

$$\Theta_{k,n} = \begin{cases} \Theta_n^t, & \text{if the } k\text{-th user is in the transmission space,} \\ \Theta_n^r, & \text{if the } k\text{-th user is in the reflection space.} \end{cases} \quad (3)$$

The inter-STAR-RIS reflections are considered, in which each STAR-RIS assists the users associated with the farthest STAR-RIS, thus enhancing the transmission quality. Hence, the equivalent channel coefficient of the $[k, n]$ -th user for $n = N$ and $n < N$ are, respectively, defined as follows

$$\begin{aligned} \mathbf{h}_{k,N} &= \mathbf{F}_{N,\text{BS}}^H \Theta_{k,N} \mathbf{f}_{k,N}, \\ \mathbf{h}_{k,n} &= \mathbf{F}_{n,\text{BS}}^H \Theta_{k,n} \mathbf{f}_{k,n} + \sum_{n'=n+1}^N \mathbf{F}_{n',\text{BS}}^H \Theta_{k,n} \mathbf{G}_{n,n'} \Theta_{k,n'} \mathbf{f}_{k,n}, \end{aligned} \quad (4)$$

where the channel vector between the n -th STAR-RIS and the BS is denoted by $\mathbf{F}_{n,\text{BS}} \in \mathbb{C}^{M \times N_{\text{BS}}}$, while $\mathbf{f}_{k,n} \in \mathbb{C}^{M \times 1}$ represents the channel vector between the k -th user and its associated STAR-RIS. Moreover, $\mathbf{G}_{n,n'} \in \mathbb{C}^{M_n \times M_{n'}}$ denotes the channel matrix from the STAR-RIS n to the STAR-RIS n' .

2) *Uplink SIC decoding*: Without loss of generality, we assume that the users are decoded in the order of $\pi(1), \pi(2), \dots, \pi(K)$ and their simplified effective channels can be expressed as

$$|\mathbf{w}_{\pi(k),n}^H \mathbf{h}_{\pi(k),n}|^2 \geq |\mathbf{w}_{\pi(\bar{k}),n'}^H \mathbf{h}_{\pi(\bar{k}),n'}|^2, \quad \forall n \geq n', \quad \forall k > \bar{k}, \quad (5)$$

where $\pi(k)$ denotes the decoding order of the k -th user in an uplink transmission. Moreover, it is assumed that the received beamforming vector $\mathbf{w}_{\pi(k),n} \in \mathbb{C}^{N_{\text{BS}} \times 1}$ is applied at the multi-antenna BS such that we have $\mathbf{w}_{\pi(k),n}^H \mathbf{y}_{\text{BS}}$. Let $\zeta = \mathbf{w}_{\pi(k),n}^H \mathbf{h}_{\pi(k),n}$, $\zeta' = \mathbf{w}_{\pi(\bar{k}),n}^H \mathbf{h}_{\pi(k),n}$ and $\zeta'' = \mathbf{w}_{\pi(j),i}^H \mathbf{h}_{\pi(k),n}$. Then, the signal-to-interference-plus-noise ratio (SINR) of the $[k, n]$ -th user can be expressed as

$$\Gamma_{\pi(k),n} = \frac{\sum_{n=1}^N \beta_{\pi(k),n} p_{\pi(k),n} |\zeta|^2 + \sum_{n=1}^N (1 - \beta_{\pi(k),n}) p_{\pi(k),n} |\zeta|^2}{\sum_{\bar{k} < k} p_{\pi(\bar{k}),n} |\zeta'|^2 + \sum_{i=1}^{n-1} \sum_{j=1}^{K_i} p_{\pi(j),i} |\zeta''|^2 + |\mathbf{w}_{\pi(k),n}^H \mathbf{z}|^2}. \quad (6)$$

Finally, the achievable sum rate of the $[k, n]$ -th user of the proposed uplink multi STAR-RIS-aided NOMA is given by

$$R_{\pi(k),n} = \log_2 (1 + \Gamma_{\pi(k),n}). \quad (7)$$

III. PROBLEM FORMULATION AND SOLUTION

In this section, we aim to maximize the achievable sum rate by jointly designing the power allocation matrix $\mathbf{P} = \{p_{\pi(k),n}, \forall k, n\}$, active beamforming matrix $\mathbf{W} = \{\mathbf{w}_{\pi(k),n}, \forall k, n\}$, association indicator matrix $\beta = \{\beta_{\pi(k),n}, \forall k, n\}$, and STAR-RIS matrix $\Theta = \{\Theta_{\pi(k),n}, \forall k, n\}$. It is worth noting that the discrete variable $\beta_{\pi(k),n}$ can be converted into a continuous variable between

0 and 1 by imposing the equivalent form of $\beta_{\pi(k),n} \in \{0,1\}$ in C_2 and C_3 . Then, the problem is formulated as

$$\begin{aligned}
\mathbf{P}_1 : \quad & \max_{\mathbf{P}, \mathbf{W}, \beta, \Theta} \sum_{n=1}^N \sum_{k=1}^{K_n} R_{\pi(k),n} \\
\text{s.t.} \quad & C_1 : R_{\pi(k),n} \geq R_{\min}, \quad \forall k, n, \\
& C_2 : 0 \leq \beta_{\pi(k),n} \leq 1, \quad \forall k, n, \\
& C_3 : \sum_{n=1}^N \sum_{k=1}^{K_n} (\beta_{\pi(k),n} - \beta_{\pi(k),n}^2) \leq 0, \\
& C_4 : \sum_{n=1}^N \beta_{\pi(k),n} \leq 1, \quad \forall k, \\
& C_5 : p_{\pi(k),n} \geq 0, \quad \forall k, n, \\
& C_6 : \sum_{n=1}^N \sum_{k=1}^{K_n} p_{\pi(k),n} \leq P_{\max}, \quad \forall k, n, \\
& C_7 : \alpha_{m,n}^r, \alpha_{m,n}^t \in [0, 1], \quad \forall m, n, \\
& C_8 : \alpha_{m,n}^r + \alpha_{m,n}^t = 1, \quad \forall m, n, \\
& C_9 : \theta_{m,n}^r, \theta_{m,n}^t \in [0, 2\pi), \quad \forall m, n, \quad (8)
\end{aligned}$$

where constraint C_1 ensures that the minimum QoS requirement of reflection and transmission users in the n -th STAR-RIS. C_2 and C_3 indicate that the association indicator has binary value $\{0,1\}$, while C_4 associates each user in either reflection or transmission space to at most one STAR-RIS. Constraints C_5 and C_6 enforce such power constraint to the users. Finally, the constraints for the amplitude and phase shift coefficients of the STAR-RISs are denoted by C_7 , C_8 , and C_9 respectively.

IV. META-DDPG ALGORITHM

Previous studies based on convex optimization techniques utilize complex mathematical transformations to achieve the local optimum solution. However, the real-time adaptability in the dynamic environments has advantages which can be realized by employing DRL methods. Hence, the integration of meta-learning and the DDPG algorithm is proposed to solve the problem \mathbf{P}_1 [10], [11]. DDPG is based on an actor-critic structure and a neural network in which the actions are determined according to a parametric strategy. The formulated optimization problem can be modeled as a Markov decision process $(\mathcal{S}, \mathcal{A}, \mathcal{T}, \mathcal{R}, \eta)$, where the state and action sets are denoted by \mathcal{S} and \mathcal{A} , respectively. Moreover, the transition model \mathcal{T} is defined as the probability of switching from the current state $s_t \in \mathcal{S}$ at time t to the next step $s' = s_{t+1} \in \mathcal{S}$ at time $t+1$ after taking action $a(t) \in \mathcal{A}$. The performance of the current state is evaluated by reward \mathcal{R} , while $\eta \in (0, 1)$ denotes a discount factor. The discount factor close to 0 gives more priority to immediate rewards, while more weights are given to long-term rewards by choosing a discount factor close to 1. In general, the state is considered as the input of actor network in DDPG which outputs the continuous action. Then, the critic network takes the action and state as inputs and estimates the Q-value function denoted by $Q^Q(s, a | \omega^Q)$. Furthermore, DDPG applies four neural networks, namely, actor and target actor as well as critic and target critic networks, in which the corresponding parameters are denoted by

$\omega^\rho, \tilde{\omega}^\rho, \omega^Q, \tilde{\omega}^Q$, respectively. In particular, the actor network generates the actions by taking the argmax and selects actions $a = \rho(s | \omega^\rho)$ in continuous action spaces, where ρ is the policy. The combination of the actor network and the critic network in DDPG is considered as the state-action function which can be expressed as

$$Q_\rho^Q(s, a | \omega^Q) = \mathbb{E}_\rho(R_t | s_t = s, a_t = a), \quad (9)$$

where $R_t = \sum_{\tau=0}^{\infty} \eta^\tau r^{t+\tau+1}$ determines the discounted expected cumulative reward. Moreover, the following loss function which is the difference between the predicted value $Q^Q(s, a | \omega^Q)$ and target value according to the Bellman equation is minimized in order to learn the parameters of the critic network as follows

$$L(\omega^Q) = \mathbb{E}(X - Q^Q(s, a | \omega^Q))^2, \quad (10)$$

where $X = R + (1 - b)\eta \tilde{Q}^Q(s', \rho'(s', \rho' | \omega^{\rho'}) | \tilde{\omega}^Q)$. Moreover, b is a binary variable which represents the terminal step. Particularly, $b = 1$ if the agent reaches the terminal step at each episode and $b = 0$, otherwise.

A. Meta-DDPG based solution

In this section, the parameters of the actor vector are updated to minimize the following loss function

$$J(\omega^\rho) = -\mathbb{E}[Q^\rho(s, a) | s = s_t, a = \rho_\omega(s_t | \tilde{\omega}^\rho)]. \quad (11)$$

Note that the negative sign in the loss function of the actor network is applied to minimize the negative Q-value and convert the maximization problem into the minimization problem. More specifically, the actor network is encouraged to select actions that maximize the expected cumulative reward and consequently returns the higher Q-value. If $v \ll 1$, the weights of the target networks are updated periodically according to the actor and critic networks as follows

$$\begin{aligned}
\tilde{\omega}_{t+1}^Q &\leftarrow v\omega_t^Q + (1-v)\tilde{\omega}_t^Q, \\
\tilde{\omega}_{t+1}^\mu &\leftarrow v\omega_t^\mu + (1-v)\tilde{\omega}_t^\mu,
\end{aligned} \quad (12)$$

The first step in solving problem (8) is to map the problem into the state space, action space, and reward. Next, we discuss this mapping as well as meta learning.

1) **State space:** The system state space of the DDPG agent at time t which is \bar{R} and the channel gains at the previous time is given by

$$s_t = \left\{ \bar{R}^{t-1}, \left\{ \mathbf{f}_{k,n}^{t-1} \right\}_{k,n \in \mathcal{K}_n, n \in \mathcal{N}}, \left\{ \mathbf{F}_{n,BS}^{t-1} \right\}_{n \in \mathcal{N}}, \left\{ \mathbf{G}_{n,n'}^{t-1} \right\}_{n,n' \in \mathcal{N}} \right\}. \quad (13)$$

2) **Action space:** The agent takes action $a_t = \{\beta, \mathbf{P}, \mathbf{W}, \Theta\}$ in state s_t at each time step t .

3) **Reward:** According to the optimization problem (8), the reward function reflects two main aspects. Firstly, it aims to optimize the total system sum rate. Secondly, it seeks to satisfy the minimum data rate criteria. Let $\vartheta_{k,n}$ denote the penalty item intended to punish the user in the proposed system model whose current transmission rate does not meet the minimum transmission rate requirements.

$$\vartheta_{\pi(k),n} = \begin{cases} 0, & R_{\pi(k),n} \geq R_{\min}, \\ -R_{\pi(k),n}, & 0 \leq R_{\pi(k),n} \leq R_{\min}, \\ -c_3, & R_{\pi(k),n} = 0. \end{cases} \quad (14)$$

Then, the reward function can be formulated as follows

$$\bar{R} = c_1 \sum_{k=1}^{K_n} \sum_{n=1}^N R_{\pi(k),n} + c_2 \sum_{k=1}^{K_n} \sum_{n=1}^N \vartheta_{\pi(k),n}, \quad (15)$$

where c_1 , c_2 , and c_3 are positive constant coefficients and are chosen according to the importance of different parts of reward function. Finally, the immediate reward which forces the proposed learning model to satisfy the constraints can be described as

$$r^t = \begin{cases} \bar{R}, & \text{if constraints are satisfied} \\ 0, & \text{otherwise.} \end{cases} \quad (16)$$

Conventional DDPG has limitations in quickly adjusting to a new and dynamic environment. To address this concern, we propose the integration of DDPG with meta learning. In the following, the Meta-DDPG algorithm is explained in detail. First of all, a bi-level optimization problem is defined as follows

$$\begin{aligned} \psi &= \arg \min_{\psi} \Omega_{\text{meta}}(\omega^{*\rho}) \\ \text{s.t. } \omega^{*\rho} &= \arg \min_{\omega^\rho} (J(\omega^\rho) + \Omega_{\text{new}}(\omega^\rho, \psi)) \end{aligned} \quad (17)$$

Algorithm 1: Meta-DDPG algorithm

- 1 **Input:** The maximum number of episodes E_{\max} , the maximum number of time steps T_{\max} , period time update A_{update} , and $0 < \eta < 1$.
 - 2 **Output:** $\{\beta, \mathbf{P}, \mathbf{W}, \Theta\}$.
 - 3 Initialize the actor and critic networks as $\rho(s|\omega^\rho)$ and $Q_\rho^Q(s, a|\omega^Q)$, respectively.
 - 4 Initialize the target actor and critic networks with parameters of $\tilde{\omega}^Q \leftarrow \omega^Q$ and $\tilde{\omega}^\rho \leftarrow \omega^\rho$.
 - 5 Initialize replay buffer C .
 - 6 **for** $\text{episode}=1$ **to** E_{\max} **do**
 - 7 initialize the environment in order to get the initial state s
 - 8 **for** $t = 1$ **to** T_{\max} **or** $b \neq 1$ **do**
 - 9 receiving reward r_t after executing action a_t in the current state. Then, the network transits from the state s_t to the new state s' . The transition experience (s_t, a_t, r_t, s', b) is stored in buffer C .
 - 10 **for each step of gradient descent to solve problem (17) do**
 - 11 Sample a random mini batch from buffer C according to the transition experience.
 - 12 $\omega^Q = \omega^Q - \text{lr}_{\text{critic}} \nabla_{\omega^Q} L(\omega^Q)$,
 - 13 $\omega_{\text{old}}^\rho = \omega^\rho - \text{lr}_{\text{actor}} \nabla_{\omega^\rho} J(\omega^\rho)$,
 - 14 $\omega_{\text{new}}^\rho = \omega_{\text{old}}^\rho - \text{lr}_{\text{actor}} \nabla_{\omega^\rho} \Omega_{\text{new}}(\omega^\rho, \psi)$,
 - 15 $\omega^\rho \leftarrow \omega_{\text{new}}^\rho$,
 - 16 $\psi = \psi - \text{lr}_{\text{meta}} \nabla (\tanh(J(\omega_{\text{new}}^\rho) - J(\omega_{\text{old}}^\rho)))$.
 - 17 **if** $\text{mod}(t, A_{\text{update}}) = 0$ **then**
 - 18 $\tilde{\omega}_{t+1}^Q = (1 - v)\tilde{\omega}_t^Q + v\omega_t^Q$,
 - 19 $\tilde{\omega}_{t+1}^\rho = (1 - v)\tilde{\omega}_t^\rho + v\omega_t^\rho$.
 - 20 **end if**
 - 21 **end for**
 - 22 **end for**
 - 23 **end for**
-

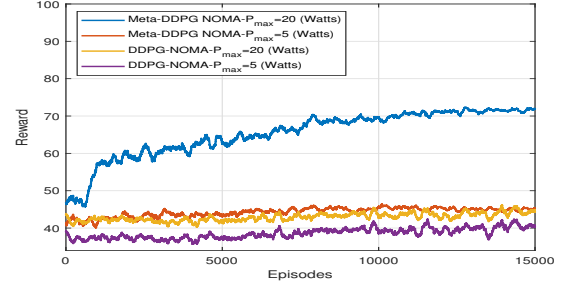


Fig. 2. The stochastic total sum rate in different episodes.

At the outer level, the meta knowledge $\psi \in [0, 1]$ is obtained through the minimization of the meta loss function, $\Omega_{\text{meta}}(\omega^{*\rho}) = \tanh(J(\omega_{\text{new}}^\rho) - J(\omega_{\text{old}}^\rho))$ [11]. Moreover, at the inner level, a new loss function denoted by $J(\omega^\rho) + \Omega_{\text{new}}(\omega^\rho, \psi)$ is minimized by the actor parameters, where $\Omega_{\text{new}}(\omega^\rho, \psi) = \mathbb{E}[\psi (\log(1 + e^{\rho\omega(s|\omega^\rho)}))]$. The actor parameters that are updated by conventional DDPG and Meta-DDPG are defined as $\omega_{\text{old}}^\rho = \omega^\rho - \text{lr}_{\text{actor}} \nabla_{\omega^\rho} J(\omega^\rho)$ and $\omega_{\text{new}}^\rho = \omega_{\text{old}}^\rho - \text{lr}_{\text{actor}} \nabla_{\omega^\rho} \Omega_{\text{new}}(\omega^\rho, \psi)$, respectively.

B. Time-Complexity Analysis of the Meta-DDPG Algorithm

In this section, the time complexity of the proposed Meta-DDPG algorithm is analyzed by adapting the floating point operations per second (FLOPS) for the hidden layers of the actor, critic, and actor-critic networks [12]. It is assumed that the actor and critic networks contain \mathcal{I} and \mathcal{J} connected layers, respectively, while the meta-critic network contains \mathcal{L} connected layers. By taking the activation layer with associated parameter v into account, the time complexity of the actor network can be computed as $2 \sum_{i=0}^{\mathcal{I}-1} ((2\zeta_{a,i} - 1)\zeta_{a,i+1} + v\zeta_{a,i+1})$. Similarly, the time-complexity of the critic and meta-critic networks are computed, in which the overall time-complexity of the proposed Meta-DDPG algorithm can be expressed as

$$\mathcal{O} \left(\sum_{i=0}^{\mathcal{I}-1} \zeta_{a,i} \zeta_{a,i+1} + \sum_{j=0}^{\mathcal{J}-1} \zeta_{c,j} \zeta_{c,j+1} + \frac{1}{2} \sum_{l=0}^{\mathcal{L}-1} \zeta_{m-c,l} \zeta_{m-c,l+1} \right), \quad (18)$$

while the time-complexity of DDPG algorithm is given by

$$\mathcal{O} \left(\sum_{i=0}^{\mathcal{I}-1} \zeta_{a,i} \zeta_{a,i+1} + \sum_{j=0}^{\mathcal{J}-1} \zeta_{c,j} \zeta_{c,j+1} \right). \quad (19)$$

A trade-off between complexity and adaptation is considered. While Meta-DDPG algorithm increases complexity by 2.46% compared to DDPG, it offers significantly better adaptability.

V. SIMULATION RESULTS

In this section, we compare the performance assessment of the Meta-DDPG algorithm to the conventional DDPG algorithm. The simulation parameters and hyperparameters for Meta-DDPG in Rayleigh fading channels are detailed in Table I, unless specified otherwise. Fig. 2 illustrates the convergence and performance comparison between Meta-DDPG and the classic DDPG algorithm over varying numbers of episodes. More specifically, Fig. 2 depicts the achieved total data rate

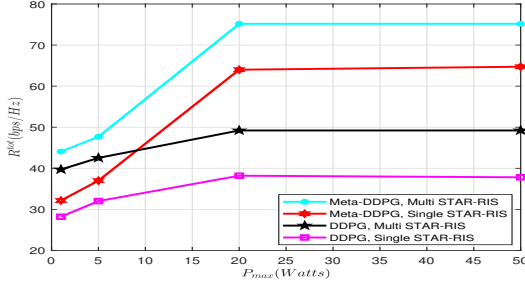


Fig. 3. The system total rate versus the maximum power.

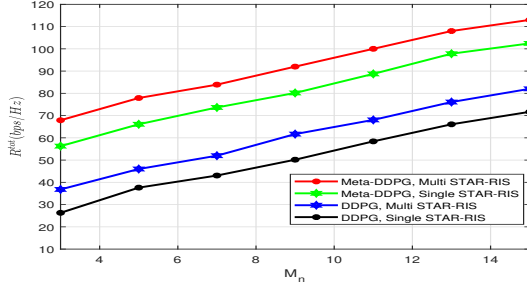


Fig. 4. The system total rate versus the number of STAR-RIS elements.

of Meta-DDPG under different P_{\max} levels. It is evident that increasing the maximum power improves the total data rate. Fig. 3 illustrates the impact of P_{\max} on the total data rate. As evident, the total data rate is increased up to a point 20W and then it saturates. Moreover, this figure illustrates the superior performance of the Meta-DDPG approach over DDPG for both multi STAR-RIS and single STAR-RIS scenarios. Fig. 4 depicts the impact of the number of STAR-RIS elements on the total data rate. From this graphical representation, it becomes evident that as the number of STAR-RIS elements increases, there is an improvement in the total data rate. To demonstrate the influence of Meta-DDPG and multi STAR-RIS on the system model performance, various benchmarks are presented. In these benchmarks, multi STAR-RIS scenario is compared with the single STAR-RIS scenario employing both Meta-DDPG and DDPG algorithms, revealing superior performance of Meta-DDPG algorithm compared to DDPG which yields to 53% improvement. Additionally, a comparison is conducted to showcase the impact of employing multi STAR-RIS versus single STAR-RIS across different benchmarks.

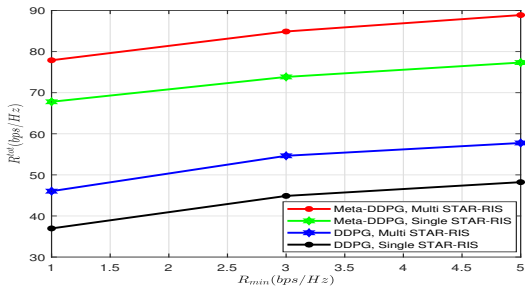


Fig. 5. The system total sum rate versus the minimum rate.

TABLE I
SIMULATION PARAMETERS

| Parameter | Value | Parameter | Value |
|------------|----------|-----------------|-------------|
| P_{\max} | 20 Watts | E_{\max} | 15000 |
| K | 16 | Discount factor | 0.99 |
| R_{\min} | 1 bps/Hz | Noise power | -174 dBm/Hz |
| $ B $ | 10^4 | Batch size | 32 |
| N_{BS} | 4 | N | 4 |

Finally, Fig. 5 provides a visualization of the relationship between the total data rate and different values of the minimum data rate requirement for both multi STAR-RIS and single STAR-RIS scenarios. In this comparison, it is apparent that an increase in the minimum data rate leads to an improvement in the total data rate, while employing the multi STAR-RIS scenario results in higher total data rate compared to the single STAR-RIS scenario with 14.1% improvement.

VI. CONCLUSION

In this letter, the resource allocation scheme in a multi STAR-RIS-aided system is investigated, where the users apply NOMA to assist the efficient transmission. More specifically, the sum rate maximization problem is formulated by jointly optimizing the active beamforming, power allocation, transmission and reflection beamforming at the STAR-RIS, and user-STAR-RIS association indicator. Simulation results demonstrated the effectiveness of the Meta-DDPG learning model, while the higher data rate is achieved by considering multi-order reflections among multiple STAR-RISs.

REFERENCES

- [1] X. Mu, Y. Liu, L. Guo, J. Lin, and R. Schober, "Simultaneously transmitting and reflecting (STAR) RIS aided wireless communications," *IEEE Trans. Wirel. Commun.*, vol. 21, no. 5, pp. 3083–3098, 2022.
- [2] L. Lv, J. Chen, Q. Ni, Z. Ding, and H. Jiang, "Cognitive non-orthogonal multiple access with cooperative relaying: A new wireless frontier for 5G spectrum sharing," *IEEE Commun. Mag.*, vol. 56, no. 4, pp. 188–195, 2018.
- [3] S. Javadi, H. Shafiei, M. Forouzanmehr, A. Khalili, and H. H. Nguyen, "Resource allocation for IRS-assisted MC MISO-NOMA system," *IET Commun.*, vol. 16, no. 13, pp. 1617–1627, 2022.
- [4] J. Zuo, Y. Liu, Z. Ding, L. Song, and H. V. Poor, "Joint design for simultaneously transmitting and reflecting (STAR) RIS assisted NOMA systems," *IEEE Trans. Wirel. Commun.*, vol. 22, no. 1, pp. 611–626, 2023.
- [5] Q. Gao, Y. Liu, X. Mu, M. Jia, D. Li, and L. Hanzo, "Joint location and beamforming design for STAR-RIS assisted NOMA systems," *IEEE Trans. Commun.*, vol. 71, no. 4, pp. 2532–2546, 2023.
- [6] W. Mei and R. Zhang, "Joint base station-IRS-user association in multi-IRS-aided wireless network," in *GLOBECOM 2020 - 2020 IEEE Glob. Commun. Conf.*, 2020, pp. 1–6.
- [7] H. Wang, Z. Shi, Y. Fu, and R. Song, "Downlink multi-IRS aided NOMA system with second-order reflection," *IEEE Wirel. Commun. Lett.*, vol. 12, no. 6, pp. 1022–1026, 2023.
- [8] T. V. Nguyen, D. N. Nguyen, M. D. Renzo, and R. Zhang, "Leveraging secondary reflections and mitigating interference in multi-IRS/RIS aided wireless networks," *IEEE Trans. Wirel. Commun.*, vol. 22, no. 1, pp. 502–517, 2023.
- [9] M. Soleymani, I. Santamaria, and E. A. Jorswieck, "Spectral and energy efficiency maximization of MISO STAR-RIS-assisted URLLC systems," *IEEE Access*, vol. 11, pp. 70 833–70 852, 2023.
- [10] N. C. Luong, D. T. Hoang, S. Gong, D. Niyato, P. Wang, Y.-C. Liang, and D. I. Kim, "Applications of deep reinforcement learning in communications and networking: A survey," *IEEE Commun. Surv. Tutor.*, vol. 21, no. 4, pp. 3133–3174, 2019.
- [11] W. Zhou, Y. Li, Y. Yang, H. Wang, and T. M. Hospedales, "Online meta-critic learning for off-policy actor-critic methods," *Adv. Neural Inf. Process. Syst.*, vol. 33, p. 17662–17673, 2020.
- [12] Q. Wang, A. Gao, and Y. Hu, "Joint power and QoE optimization scheme for Multi-UAV assisted offloading in mobile computing," *IEEE Access*, vol. 9, pp. 21 206–21 217, 2021.