

Quantum Machine Learning in the Cognitive Domain: Alzheimer's Disease Study

Emine AKPINAR
Department of Physics
Yildiz Technical University
Istanbul, Turkey

Abstract—Alzheimer's disease (AD) is the most prevalent neurodegenerative brain disorder, which results in significant cognitive impairments, especially in the elderly population. Cognitive impairments can manifest as a decline in various mental faculties, such as concentration, memory, and other higher-order cognitive abilities. These deficits can significantly impact an individual's capacity to comprehend information, acquire new knowledge, and communicate effectively. One of the affected activities due to cognitive impairments is handwriting. By analyzing different aspects of handwriting, including pressure, velocity, and spatial organization, researchers can detect subtle alterations that might indicate early-stage cognitive impairments, especially AD. Recently, several classical artificial intelligence (AI) approaches have been proposed for detecting AD in elderly individuals through handwriting analysis. However, advanced AI methods require more computational power as the size of the data increases. Additionally, diagnoses can be influenced by factors such as limited relevant classical vector space and correlations between features. Recent studies have shown that using quantum computing technologies in healthcare can not only address these problems but also accelerate complex data analysis and process large datasets more efficiently. In this study, we introduced a variational quantum classifier with fewer circuit elements to facilitate the early diagnosis of AD in elderly individuals based on handwriting data. We employed ZZFeatureMap for encoding features. To classify AD, a parameterized quantum circuit consisting of repeated Ry and Rz rotation gates, as well as CY and CZ two-qubit entangling gates, was designed and implemented. The proposed model achieved an accuracy of 0.75 in classifying AD.

Keywords—Cognitive impairments, Alzheimer's disease, quantum machine learning, variational quantum classifier, handwriting analysis.

I. INTRODUCTION

Cognitive impairments encompass a diverse range of neurological conditions characterized by varied clinical and pathological manifestations, targeting distinct subsets of neurons within specific functional anatomical networks [1]. Cognitive impairment can range from loss of function in multiple mental abilities: concentration, memory, attention, language, problem-solving, decision-making, and other higher-order thinking abilities. These impairments can affect a person's ability to understand information, learn new things, communicate effectively, and perform routine tasks. Although their symptoms can remain unchanged or even vanish, for the majority of patients, the condition evolves into dementia diseases. Therefore, early diagnosis can assist both the patient and caregivers in better managing the coping process with the disease and contribute to the patient's ability to maintain their daily life activities more effectively [2]. Furthermore, being aware of the severity and progression risks enables patients to take precautions before irreversible brain damage occurs. One of the most common conditions associated with cognitive

impairment is Alzheimer's disease (AD) [3, 4]. AD is a neurodegenerative, progressive brain disorder that typically manifests in old age and is one of the leading causes of dementia in today's world. According to the World Alzheimer's Report (2018) [5], approximately 50 million people were affected by this disease in 2018, and it is expected to triple by the year 2050. AD usually begins with mild symptoms and may eventually lead to a severe stage where the patient has difficulty in physical abilities and loses awareness [6].

Criteria for clinical diagnosis of AD were proposed in 1984 [7] by the National Institute of Neurological and Communicative Disorders and Stroke (NINCDS) and by the Alzheimer's Disease and Related Disorders Association (ADRDA). According to these criteria, the diagnosis of AD needs histopathologic confirmation in autopsy or biopsy. To date, in addition to these, clinical diagnosis of such diseases was supported by tools such as imaging, cognitive tests, blood tests...etc. Nonetheless, an early and accurate diagnosis would greatly improve the effectiveness of available treatments, but it is still a challenging task.

In recent studies, it has been demonstrated that individuals with AD diseases demonstrate changes in spatial organization and impaired motor control [8]. Therefore, some diagnostic signs of AD should be detectable through motor tasks. It has been demonstrated that handwriting analysis can provide valuable insights into the cognitive decline impairment with AD [9]. Handwriting is the result of a complex network of cognitive, kinesthetic, and perceptual-motor skills. AD can disrupt the coordination and control of these skills, leading to significant changes in handwriting. By analyzing various aspects of handwriting, such as pressure, velocity, and spatial organization, researchers can identify subtle changes that may indicate cognitive impairments in its early stages [10].

However, in this field, many published studies have been conducted in the areas of medicine and psychology, where typically the relationships between disease and handwriting variables have been determined using classical statistical tools (including ANOVA and MANOVA analysis) [11]. Studies in literature utilize machine learning and deep learning-based classification methods to detect people affected by AD using handwriting information [12,13]. However, advanced classical artificial intelligence methods require higher computational power as the size of the handwriting data increases. Additionally, the diagnoses are influenced by factors such as the noise level of the data, low resolution, limited relevant classical vector space, and correlations between features [14].

Recent studies have shown that the use of quantum computing technologies in the healthcare field can not only solve these problems but also accelerate complex data

analysis and process large datasets more efficiently [15]. Despite the limitations of NISQ (Noisy Intermediate-Scale Quantum) computers, numerous studies have demonstrated the potential for quantum computers to outperform classical computers in certain artificial intelligence applications. To the our knowledge, this is the first study in the cognitive field that utilizes quantum artificial intelligence methods. In this study, we propose a new variational quantum classifier that achieves higher classification accuracy results with fewer circuit elements, making it fully compatible with NISQ quantum computers. With this model, our aim is to detect AD disease using handwriting data.

II. MATERIALS AND METHODS

There are three main stages in the proposed study: data collection and pre-processing, classification using the proposed variational quantum classifier, and post-processing.

A. Dataset and Pre-Processing

The effectiveness of the proposed variational quantum classifier is evaluated on real AD patient dataset which are taken from UCI [16, 17]. In this dataset, tests were conducted on 174 patients with AD according to specific protocols. In these tests, the cognitive abilities of the examined subject were assessed by using questionnaires including questions and problems in many areas, which range from orientation to time and place, to registration recall. According to the protocol, nine tasks were introduced to the patients, and the handwriting dynamics of the patients were recorded. Following the determination of the categorical values in the data set, these values were converted to numerical values using one hot encoding method.

After obtaining the dataset, the following preprocessing steps were performed:

a) Principal Component Analysis (PCA): Due to the limited number of qubits in real quantum computers, dimensionality reduction is required before mapping features to the quantum space. In PCA, the goal is to find the principal components, which are new orthogonal axes that represent the directions of maximum variance in the data [18]. Keeping the data variance ensures that the quintessential patterns in the data are preserved even though the dimensionality is (dramatically) reduced. PCA uses methods like singular value decomposition to find a linear transformation to a new set of coordinate axes (a new basis of the vector space), such that the variance along each of the new axes is maximized. In this study, obtained principal components of the dataset must match the number of qubits our circuit has.

b) Normalization: Data normalization, especially in quantum machine learning, enables data to be consistently transformed into quantum states, thereby improving the efficiency of quantum algorithms. In this study, the Min-Max normalization method is aimed to be used. Min-Max normalization is a data normalization technique that scales data features to a specific range while preserving their original distributions. This method brings data features to a certain minimum and maximum range. Min-Max normalization is usually applied using the following formula:

$$x_{normalize} = \frac{(x - \min(x))}{\max(x) - \min(x)} \quad (1)$$

In here, $x_{normalize}$, represents the normalized value, x , represents the original value, $\min(x)$, is the minimum value and $\max(x)$, is the maximum value of the data feature.

B. Variational quantum classifier

Variational quantum classifier (VQC) is a supervised quantum machine learning algorithm that enables experimental results to be obtained on NISQ quantum computers without the need for error correction techniques. The algorithm uses a hybrid approach where the parameters are optimized and updated on a classical computer, allowing the optimization process to be carried out without increasing the required coherence times [19].

VQC involves three main steps:

- initial state preparation with feature mapping methods,
- building a parametrized quantum circuit or variational ansatz for the classification task,
- the measurement stage to assess class probabilities.

The optimization process is performed on a classical computer to update the parameters of the variational ansatz [20]. Thus, this process is not a part of quantum variational circuit.

a) Feature Map: Quantum computers only interact with data expressed as quantum states. Therefore, classical data must be transformed into quantum states to be processed by quantum algorithms. Feature mapping methods used to embed classical data from classical vector space to potentially vastly higher-dimensional feature space, quantum Hilbert space (in lower dimension, quantum state space) with non-linearly. In addition, mapping two data inputs into a feature space and taking their inner product leads to a kernel function that measures the distance between the data points.

Feature maps are utilized to enhance the learning algorithm's performance and achieve more accurate predictions. Mathematically, the quantum feature mapping function maps classical data points, \vec{x} input, non-linearly to a quantum state, realizes the map:

$$\phi: \vec{x} \mapsto |\phi(\vec{x})\rangle \langle \phi(\vec{x})| \quad (2)$$

$\phi(\vec{x})$ represents the quantum feature map. In this study, we used ZZFeatureMap which is second order expansion of Paulie feature map ($(U_{\phi(\vec{x}_i)})$ [21, 22]:

$$U_{\phi(\vec{x}_i)} = \exp(i \sum_{S \in [n]} \varphi_S(\vec{x}) \prod_{i \in S} P_i). \quad (3)$$

where P_i denote the Pauli matrices, $P_i \in \{I, X, Y, Z\}$ and S define the connectivity between different qubits. If we customize the Pauli gates as $P_0 = X$, $P_1 = Y$, $P_2 = ZZ$, The ZZFeatureMap is obtained as follows:

$$U_{\varphi(\vec{x}_1)} = \left(\exp(i \sum_{jk} \varphi_{\{(j,k)\}}(\vec{x}) Z_j \otimes Z_k) \exp(i \sum_j \varphi_{\{j\}}(\vec{x}) Y_j) \exp(i \sum_j \varphi_{\{j\}}(\vec{x}) X_j) H^{\otimes n} \right) \quad (4)$$

In this study, for 5 qubits and 1 repetition and full entanglement, the circuit is represented in Figure 1.

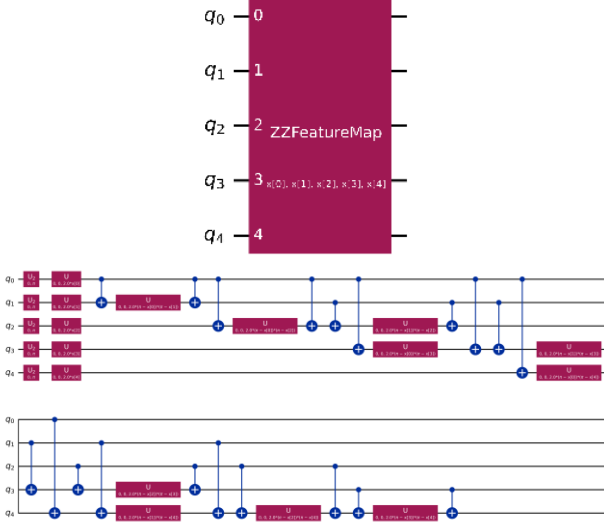


Figure 1. The ZZFeatureMap circuit structure is used for encoding five features.

b) Parametrized Quantum Circuit or Variational Ansatz: The variational ansatz or parametrized quantum circuit is a unitary transformation, which consists of a set of one or two qubit quantum gates with tunable parameters (θ) and performs operations on quantum states [23]. In other words, we have quantum devices that have parameters that are tunable and allow changes to the specifications of an otherwise fixed computation. The key insight is that the circuit parameters can be adjusted until the variational circuit produces the desired output. The parameters of the variational ansatz gates can be adjusted using classical iterative optimization processes [24]. This part will form the step where the training and testing processes are performed in our study. The variational ansatz model circuit used in this study is shown in Figure 2.

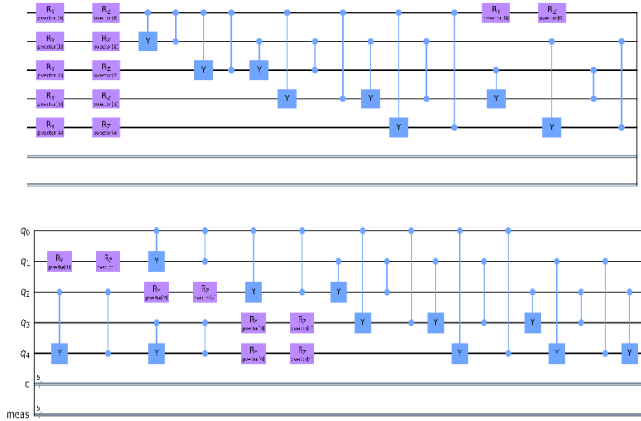


Figure 2. Parametrized quantum circuit structure for the 5 features.

The quantum circuit model $U(\theta)|\phi(x)\rangle$ converts a quantum state $|\psi(x, \theta)\rangle$ represented by the state by acting on it with certain operations. Here, $U(\theta)$, consists of a set of one and two-qubit unitary gates. In other words, transformations that map quantum states to other quantum states, known as quantum gates, must be unitary. In place of $U(\theta)$, the expression $\text{Rot}(\theta_1, \theta_2, \theta_3)$ can also be used, where $\theta_1, \theta_2, \theta_3$ are parameters that can be obtained during the optimization processes [25].

$$|\psi(x, \theta)\rangle = \text{Rot}(\theta_1, \theta_2, \theta_3) |\phi(x)\rangle = \begin{pmatrix} e^{i(-\frac{\theta_1 - \theta_3}{2})\cos(\frac{\theta_2}{2})\cos(\frac{x}{2})} + ie^{i(-\frac{\theta_1 + \theta_3}{2})\sin(\frac{\theta_2}{2})\sin(\frac{x}{2})} \\ e^{i(\frac{\theta_1 - \theta_3}{2})\sin(\frac{\theta_2}{2})\cos(\frac{x}{2})} - ie^{i(\frac{\theta_1 + \theta_3}{2})\cos(\frac{\theta_2}{2})\sin(\frac{x}{2})} \end{pmatrix} \quad (5)$$

For parameterized variational circuit with interlinking parameters Ry, Rz gates and entangles with C_Y, C_Z gates.

$$R_Y(\theta) = \begin{bmatrix} \cos\left(\frac{\theta}{2}\right) & -\sin\left(\frac{\theta}{2}\right) \\ \sin\left(\frac{\theta}{2}\right) & \cos\left(\frac{\theta}{2}\right) \end{bmatrix}, \quad (6)$$

$$R_Z(\theta) = \begin{bmatrix} e^{-i\frac{\theta}{2}} & 0 \\ 0 & e^{i\frac{\theta}{2}} \end{bmatrix},$$

$$C_Y = \begin{bmatrix} 1 & 0 & 0 & 0 \\ 0 & 1 & 0 & 0 \\ 0 & 0 & 0 & -i \\ 0 & 0 & i & 0 \end{bmatrix}, \quad (7)$$

$$C_Z = \begin{bmatrix} 1 & 0 & 0 & 0 \\ 0 & 1 & 0 & 0 \\ 0 & 0 & 1 & 0 \\ 0 & 0 & 0 & -1 \end{bmatrix}.$$

c) Measurement: After performing training and testing processes with the variational ansatz circuit, a measurement function is applied to learn the predicted class labels and obtain class probabilities. To stabilize the stochastic effects of the measurements, the quantum circuit will be measured a number of times to estimate the probability of its outcomes. In fact, we run our proposed circuit 1024 shots. In our study, for AD binary classification task, the results are measured in Paulie Z basis. The binary measurement is obtained from the parity function $f = Z_1 Z_2$.

The results, which are bit strings $z \in \{0,1\}^2$ assigned to a label based on a predetermined boolean function $f: \{0,1\} \rightarrow \{-1,1\}$.

By computing the parity of the bit string,

- if the measurement consists of an even number of '1's, it will be mapped to the AD class,
- if the measurement outcome consists of an odd number of '1's, it is mapped to the non-AD class.

This means that the class label is determined based on whether the number of '1's in the measurement outcome is even or odd.

d) Optimization: To improve the prediction results, the parameters of the one and two qubit quantum gates in the variational ansatz circuit need to be updated in an iterative process to find their optimal values.

In the variational quantum circuit, the optimization process is as shown in Figure 3. The study employed the SPSA (Simultaneous Perturbation Stochastic Approximation) optimization technique. SPSA utilize simultaneous perturbations to estimate the gradient of the loss function and then updates the parameters in the direction that improves the loss function [26]. SPSA comes with a number of features and methods that are designed to find the global minima.

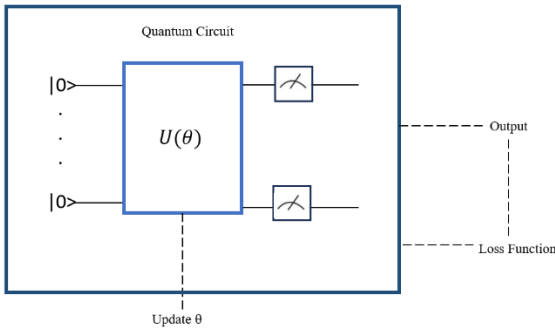


Figure 3. Optimization process in variational quantum circuits.

C. Evaluation

To evaluate the performance of the proposed variational quantum classifier, the area under receiver operating characteristic curve (AUROC) analysis was utilized along with accuracy, sensitivity, specificity, and F1-score metrics obtained from the confusion matrix. The AUROC curve helps in assessing the trade-off between true positive rate (sensitivity) and false positive rate. The confusion matrix provides more detailed information on how well the prediction model is performing, including true positives (TP), true negatives (TN), false positives (FP), and false negatives (FN). These elements help to determine which classes are correctly classified and which ones are misclassified.

In addition to these metrics, kernel matrices for both the training and testing datasets obtained using ZZFeatureMap. Feature map provide insights into which features contribute to misclassifications, allowing for a more detailed analysis of the classifier's performance. Overall, these evaluation metrics and feature map will help understand the classifier's strengths and weaknesses and provide valuable insights for further improvements.

$$Accuracy = \frac{T_P + T_N}{T_P + T_N + F_P + F_N}$$

$$Sensitivity = \frac{T_P}{(T_P + F_N)}$$

(8)

$$Specificity = \frac{T_N}{(T_N + F_P)}$$

$$F1 - score = \frac{2 * T_P}{(2 * T_P + F_P + F_N)}$$

III. RESULTS

The performance of our proposed variational quantum classifier on Alzheimer's patients handwriting data set are depicted in Table 1. The values of TP, TN, FP and FN for the variational quantum classifier are presented in Figure 4. Each of these values is available in the confusion matrix for both AD and Non-AD cohorts.

As evident from FTable 1, regarding AD, the performance metrics comprise an accuracy of 0.75, specificity of 0.69, sensitivity of 0.88, F-score of 0.77, and an AUROC value of 0.68. The Non-AD cohort's corresponding values are 0.75, 0.75, 0.50, 0.59, and 0.68, respectively.

The proposed variational quantum classifier achieved an accuracy of 0.75 in distinguishing between these two classes.

	Accuracy	Specificity	Sensitivity	F1-Score	AUROC
AD cohort	0.75	0.69	0.88	0.77	0.68
Non-AD cohort	0.75	0.75	0.50	0.59	0.68

Table 1. The table presents a comprehensive set of evaluation metrics, including accuracy, specificity, sensitivity, F1-score and AUROC to assess the proposed variational quantum classifier efficacy and performance.

Due to the availability of cloud-based backends in IBMQ, the implementation of the proposed variational quantum classifier was carried out using IBM's Qiskit version 0.36.1 framework. Data classification was performed using the related simulator Aer version 0.12.2. We used ibmq qasm simulator, which is a 32 qubit simulator.

In this study, the SPSA optimizer was utilized with a maximum of 500 iterations. In Figure 5, the loss function shows a consistent downward trend. Although the graph exhibits some spikes, it is understandable since we are utilizing stochastic gradient-descent, and there is a possibility of randomness present.

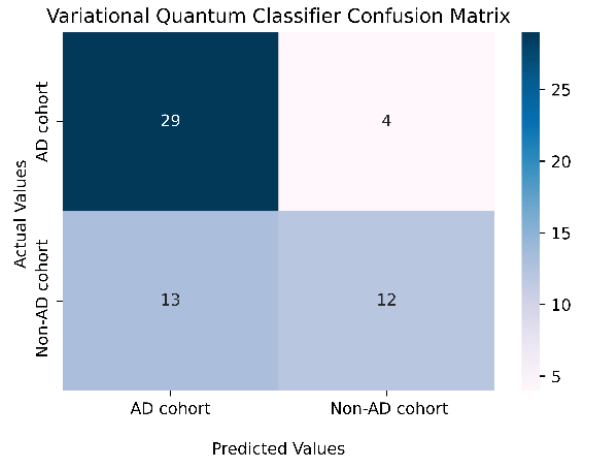


Figure 4. Confusion matrix of proposed variational quantum classifier.

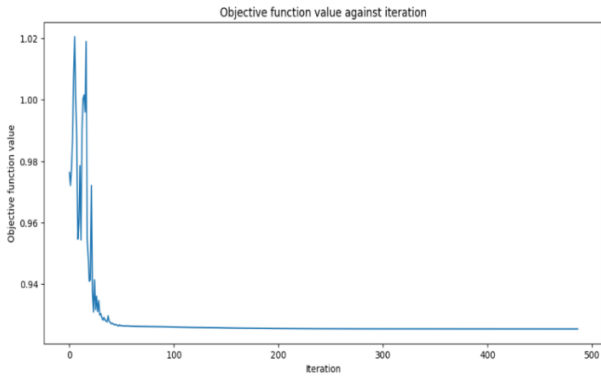


Figure 5. The objective function value of the proposed model against the selected number of iterations.

Figure 6 illustrates the construction of a kernel matrix that contains the inner product of all data points used for training and testing. This enables us to invoke the classical kernel function from the training and testing data in the feature map.

Figure 7 presents the distribution of handwriting data for AD patients. It specifically showcases the AD cohort, the non-AD cohort, the predictions made by the variational quantum classifier for both classes, and finally, the instances of misclassifications, all clearly depicted in this figure.

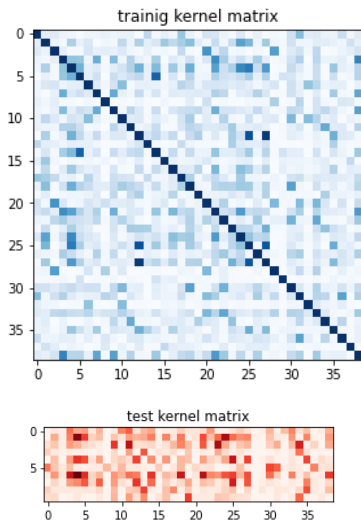


Figure 6. Training and testing kernel matrix from ZZFeatureMap.

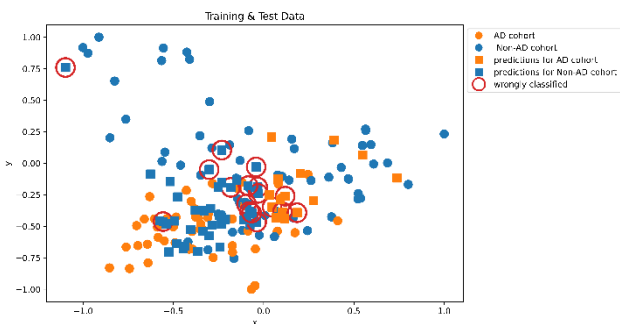


Figure 7. Distribution of the training and testing data in 2D space, along with the predictions made by the variational quantum classifier, is presented.

IV. CONCLUSION

Although the current NISQ quantum computers have a limited number of qubits, it is anticipated that quantum computers will have a substantial impact on various data processing domains, particularly in the realm of big data, where datasets are straining the capabilities of conventional computational resources. Moreover, medical image analysis and obtaining actionable insights have gained importance in recent years. In this context, a wide range of quantum applications is being explored in medical field. In this study, we utilized the proposed variational quantum classifier to support the early diagnosis of AD using a handwriting analysis approach. In order to map features from the classical vector space to the quantum Hilbert space, we utilized the ZZFeatureMap method. In addition, we proposed a pre-processing approach to enhance the quantum state preparation for the variational quantum classifier. Our results showed that proposed variational quantum classifier achieved 0.75 accuracy to distinguish AD cohort from Non-AD cohort. Thus, we demonstrated that quantum machine learning techniques can provide comparable accuracy to classical methods in diagnosing AD at an early stage, based on cognitive changes.

REFERENCES

- [1] S. Przedborski, M. Vila, V. Jackson-Lewis. ,” Series Introduction: Neurodegeneration: What is it and where are we?”, The American Society for Clinical Investigation, vol.111, pp.3-10, January 2003.
- [2] S. Rathore, M. Habes, M. Aksam Iftikhar, A. Shacklett, C. Davatzikos., “A review on neuroimaging-based classification studies and associated feature extraction methods for Alzheimer’s disease and its prodromal stages”, NeuroImage, vol.155, pp. 530-548, July 2017.
- [3] J. N. Keller., “Age-related neuropathology, cognitive decline, and Alzheimer’s disease”, Ageing Research Reviews, vol. 5, pp. 1-13, February 2006.
- [4] R. Peters, “Ageing and the brain”, Postgrad Med J. vol. 82(964), pp. 84-8, February 2006.
- [5] C. Patterson., “The state of the art of dementia research: New frontiers. World Alzheimer’s Report 2018”. 2018.
- [6] S.Sarraf, and G.Tofighi. "Classification of Alzheimer's disease structural MRI data by deep learning convolutional neural networks." arXiv preprint arXiv:1607.06583 (2016).
- [7] G.McKhann, D.Drachman, M.Folstein, R.Katzman, D.Price, E.M.Stadlan.,” Clinical diagnosis of Alzheimer’s disease: report of the NINCDS-ADRDA Work Group under the auspices of Department of Health and Human Services Task Force on Alzheimer’s Disease”. Neurology, vol.34(7), pp. 939-44, July 1984.
- [8] J.N.-Strunjas, K. G.-Wright, P. Mashima, S. Hamish.,” Dysgraphia in Alzheimer’s Disease: A Review for Clinical and Research Purposes”, Journal of speech, language, and hearing research : JSLHR, vol. 49(6), pp. 1313–1330, December 2006.
- [9] F.Asci, S.Scardapane, A.Zampogna, et al. “Handwriting Declines With Human Aging: A Machine Learning Study”. Front Aging Neurosci., vol.14, May 2022.
- [10] C.D.Stefano, F. Fontanella, D. Impedovo, G. Pirlo, A.S. di Freca.,” Handwriting analysis to support neurodegenerative diseases diagnosis: A review”,vol.121, pp. 37-45, April 2019.
- [11] J. Garre-Olmo, M. Faúndez-Zanuy, K. López-de-Ipiña, L. Calvó-Pexas, and O. Turró-Garriga, “Kinematic and pressure features of handwriting and drawing: Preliminary results between patients with mild cognitive impairment, Alzheimer disease and healthy controls,” Current Alzheimer Res., vol. 14, no. 9, Aug. 2017

- [12] P. Ghaderyan, A. Abbasi, S.Saber.,” A new algorithm for kinematic analysis of handwriting data; towards a reliable handwriting-based tool for early detection of alzheimer's disease”, *Expert Systems with Applications*, vol.114, pp. 428-440, December 2018.
- [13] Q. Dao, M. A. El-Yacoubi and A. -S. Rigaud, "Detection of Alzheimer Disease on Online Handwriting Using 1D Convolutional Neural Network," in *IEEE Access*, vol. 11, pp. 2148-2155, December 2022.
- [14] R.U.Rasool, H.F.Ahmad, W.Rafique, A.Qayyum, & J.Qadir. "Quantum computing for healthcare: A review". 2021.TechRxiv.Preprint.
- [15] P. Hassanzadeh.,” Towards the quantum-enabled technologies for development of drugs or delivery systems”, *Journal of Controlled Release*, vol.324, pp. 260-279, August 2020.
- [16] F N. D. Cilia, C. De Stefano, F. Fontanella, A. S. Di Freca, “An experimental protocol to support cognitive impairment diagnosis by using handwriting analysis”, *Procedia Computer Science* vol.141, pp. 466–471, November 2018.
- [17] N. D. Cilia, G. De Gregorio, C. De Stefano, F. Fontanella, A. Marcelli, A. Parziale, Diagnosing Alzheimer’s disease from online handwriting: A novel dataset and performance benchmarking, *Engineering Applications of Artificial Intelligence*, vol. 111, 104822, May 2022.
- [18] S. Wold, K. Esbensen, P. Geladi,” Principal component analysis”. *Chemometrics and Intelligent Laboratory Systems*,vol.2, pp. 37-52, August 1987.
- [19] A. Zeguendry, Z. Jarir, & M.Quafafou. “Quantum Machine Learning: A Review and Case Studies”. *Entropy (Basel, Switzerland)*, vol.25(2), 287. February 2023.
- [20] D. Maheshwari, D. Sierra-Sosa and B. Garcia-Zapirain, "Variational Quantum Classifier for Binary Classification: Real vs Synthetic Dataset," in *IEEE Access*, vol. 10, pp. 3705-3715, 2022.
- [21] E. Akpınar, N. M. Duc and B. Keserçİ, "The Role of Quantum-enhanced Support Vector Machine using Multiparametric MRI Parameters in Differentiating Medulloblastoma from Ependymoma," 2022 IEEE International Conference on Quantum Computing and Engineering (QCE), Broomfield, CO, USA, pp. 882-885, November 2022.
- [22] M. Schuld, N. Killoran.,” Quantum Machine Learning in Feature Hilbert Spaces”, *Phys. Rev. Lett.* 122, 040504, February 2019.
- [23] Y. Du, M.-H. Hsieh, T. Liu, and D. Tao, “Expressive power of parametrized quantum circuits,” *Phys. Rev. Research*, vol. 2, p. 033125, Jul 2020.
- [24] S.Y.C Chen, C.M. Huang, C.W. Hsing, Y.J. Kao.,” Hybrid quantum-classical classifier based on tensor network and variational quantum circuit”, arXiv preprint arXiv:2011.14651, 2020.
- [25] M.Schuld, F.Petruccione. “Machine Learning with Quantum Computers” (Second edition). Switzerland: Springer Nature, 2021.
- [26] S. Resch,“Introductory Tutorial for SPSA and the Quantum Approximation Optimization Algorithm”. arXiv:2106.01578., Jun 2021.