

Towards Boosting Many-to-Many Multilingual Machine Translation with Large Language Models

Pengzhi Gao, Zhongjun He, Hua Wu, and Haifeng Wang
Baidu Inc. No. 10, Shangdi 10th Street, Beijing, 100085, China
{gaopengzhi, hezhongjun, wu_hua, wanghaifeng}@baidu.com

Abstract

The training paradigm for machine translation has gradually shifted, from learning neural machine translation (NMT) models with extensive parallel corpora to instruction finetuning on pretrained multilingual large language models (LLMs) with high-quality translation pairs. In this paper, we focus on boosting the many-to-many multilingual translation performance of LLMs with an emphasis on zero-shot translation directions.¹ We demonstrate that prompt strategies adopted during instruction finetuning are crucial to zero-shot translation performance and introduce a cross-lingual consistency regularization, XConST, to bridge the representation gap among different languages and improve zero-shot translation performance. XConST is not a new method, but a version of CrossConST (Gao et al., 2023a) adapted for multilingual finetuning on LLMs with translation instructions. Experimental results on ALMA (Xu et al., 2023) and LLaMA-2 (Touvron et al., 2023) show that our approach consistently improves translation performance. Our implementations are available at <https://github.com/gpengzhi/CrossConST-LLM>.

1 Introduction

Large language models (LLMs) such as GPT models (OpenAI, 2023a,b), PaLM models (Chowdhery et al., 2022; Anil et al., 2023), and others have demonstrated remarkable capabilities in handling multilingual machine translation (Jiao et al., 2023; Vilar et al., 2023). For example, GPT-4 exhibits superior performance over the state-of-the-art (SOTA) multilingual neural machine translation (NMT) models, such as NLLB models (Team et al., 2022), for high-resource languages (Hendy et al., 2023; Zhu et al., 2023). To further boost LLMs’ translation capability, the techniques explored by existing

approaches include in-context learning (Lin et al., 2022; Zhu et al., 2023), continual pretraining with parallel data (Yang et al., 2023), and translation instruction finetuning (Zhang et al., 2023b; Zeng et al., 2023; Li et al., 2023; Xu et al., 2023).

Specifically, Xu et al. (2023) introduce an LLM-based training strategy for multilingual translation, which consists of two stages: continual pretraining on monolingual and multilingual datasets followed by instruction finetuning on a small set of high-quality translation pairs. By leveraging LLaMA-2 as the foundational model, they learn the ALMA models, with only 7B or 13B parameters, which outperform NLLB-54.5B and GPT-3.5 across ten translation directions on average. Despite their impressive supervised performance in the English-centric directions, the zero-shot translation evaluation among non-English languages is neglected.

In this paper, our primary goal is to provide a simple, easy-to-reproduce, yet effective strategy for learning many-to-many multilingual translation with LLMs. Inspired by Wu et al. (2021) and Gao et al. (2023a), we first investigate the impact of prompt strategies on many-to-many translation and show that the zero-shot translation performance varies significantly across different strategies. We then propose a cross-lingual consistency regularization method, XConST, to learn the universal representation among different languages for boosting the zero-shot translation performance, where we introduce the explicit constraints to the semantic-equivalent sentence pairs by leveraging Kullback-Leibler (KL) regularization. The contributions of this paper can be summarized as follows:

- We investigate the impact of prompt strategies for many-to-many multilingual translation with LLMs. We find that prompt strategies are crucial for zero-shot translation performance, and there isn’t a universal strategy that consistently excels in every scenario.

¹In this work, the supervised or zero-shot translation refers to translating between language pairs seen or unseen during multilingual finetuning with translation instructions.

- We propose XConST, a simple but effective training strategy that could consistently boost the zero-shot translation performance of LLMs across different prompt strategies.
- Experimental results on the ALMA and LLaMA-2 pretrained models show that XConST achieves significant many-to-many translation performance improvements on two multilingual machine translation benchmarks.

2 Background

2.1 Language Tag Strategy for Multilingual NMT

The multilingual NMT model has a promising capability of zero-shot translation, where it could directly translate between language pairs unseen during training. Language tag is often adopted in multilingual NMT for indicating the translation directions. Wu et al. (2021) investigate four widely used language tag strategies, T-ENC, T-DEC, S-ENC-T-ENC, and S-ENC-T-DEC, demonstrated in Table 1. They show that language tag is not only the translation direction indicator but also crucial for the zero-shot translation performance. They conclude that ignoring the source language tag and placing the target language tag on the encoder side, which is T-ENC, could enhance the semantics representation consistency among languages and boost the zero-shot translation performance.

Prompt Strategy	Template
T-ENC	[tgt]: <SRC>\n<TGT>
T-DEC	<SRC>\n[tgt]:<TGT>
S-ENC-T-ENC	[src] [tgt]: <SRC>\n<TGT>
S-ENC-T-DEC	[src]: <SRC>\n[tgt]:<TGT>
GPT-MT	Translate this from [src] into [tgt]:\n [src]: <SRC>\n[tgt]:<TGT>

Table 1: Different prompt strategies adopted in this paper, where [src] and [tgt] denote the source and target languages, and <SRC> and <TGT> denote the source and target sentences. Note that our examples are slightly different from those in Wu et al. (2021) since our strategies are designed for decoder-only LLM while theirs are for NMT model with encoder-decoder architecture.

2.2 Cross-lingual Consistency Regularization for Multilingual NMT

Gao et al. (2023a) introduce a cross-lingual consistency regularization, CrossConST, to bridge the representation gap among different languages and improve zero-shot translation in multilingual NMT.

For each sentence pair (\mathbf{x}, \mathbf{y}) , the training objective of CrossConST is defined as:

$$\mathcal{L}_{CrossConST}(\theta) = \mathcal{L}_{ce}^{mt}(\theta) + \alpha \mathcal{L}_{kl}^{mt}(\theta), \quad (1)$$

where

$$\mathcal{L}_{ce}^{mt}(\theta) = \ell(f(\mathbf{x}, \mathbf{y}; \theta), \tilde{\mathbf{y}}), \quad (2)$$

ℓ denotes the cross-entropy loss, θ is a set of model parameters, $f(\mathbf{x}, \mathbf{y}; \theta)$ is a sequence of probability predictions, $\tilde{\mathbf{y}}$ is a sequence of one-hot labels,

$$\mathcal{L}_{kl}^{mt}(\theta) = \text{KL}(f(\mathbf{x}, \mathbf{y}; \theta) \| f(\mathbf{y}, \mathbf{y}; \theta)), \quad (3)$$

$\text{KL}(\cdot \| \cdot)$ denotes the Kullback-Leibler (KL) divergence between two distributions, and α is a scalar hyper-parameter that balances $\mathcal{L}_{ce}^{mt}(\theta)$ and $\mathcal{L}_{kl}^{mt}(\theta)$.

3 Datasets and Baseline Settings

In this section, we describe the datasets used in Section 4 as well as the model configurations.

Datasets We consider the English-centric scenario and conduct our experiments on five languages: Czech (cs), German (de), English (en), Russian (ru), and Chinese (zh). We collect test data from WMT17 to WMT20 (Bojar et al., 2017, 2018; Barrault et al., 2019, 2020) and dev data from FLORES-200 (Team et al., 2022) as the training dataset. The detailed statistics of all datasets are summarized in Table 9. For supervised direction evaluation, we collect the test data from WMT22 (Kocmi et al., 2022) resulting in 8 translation directions. For zero-shot direction evaluation, we collect the devtest data from FLORES-200 resulting in 12 translation directions. We evaluate the model performance by case-sensitive SacreBLEU² (Post, 2018) and COMET³ (Rei et al., 2020).

Settings We adopt ALMA-7B-Pretrain (and 13B) from Xu et al. (2023)’s release⁴ as our pretrained models which are full-weight continual pretrained on LLaMA-2-7B (and 13B) with monolingual and multilingual⁵ datasets. We explore both full-weight and low-rank adaptation (LoRA) (Hu et al., 2022) finetuning in our experiments. When LoRA is utilized, we apply LoRA to the down-projection layer in each feed-forward layer and set the rank to 16. Note that only 0.1% parameters (7.7M for the 7B model and 12M for the 13B model) are updated

²We apply zh tokenizer for Chinese and 13a for others.

³<https://huggingface.co/Unbabel/wmt22-comet-da>

⁴<https://huggingface.co/haoranxu>

⁵Czech, German, English, Icelandic, Russian, and Chinese.

Prompt Strategy	LoRA	Supervised <i>Performance on ALMA-7B-Pretrain</i>	Zero-Shot <i>Performance on ALMA-7B-Pretrain</i>	Pivot <i>Performance on ALMA-7B-Pretrain</i>	Supervised <i>Performance on ALMA-13B-Pretrain</i>	Zero-Shot <i>Performance on ALMA-13B-Pretrain</i>	Pivot <i>Performance on ALMA-13B-Pretrain</i>
T-ENC	×	31.6 / 84.8	21.2 / 84.5	20.6 / 85.4	33.0 / 85.4	23.4 / 86.3	21.5 / 85.8
T-DEC	×	31.7 / 84.9	22.4 / 86.5	20.3 / 85.2	32.9 / 85.5	19.7 / 81.3	21.6 / 85.9
S-ENC-T-ENC	×	31.6 / 84.8	2.4 / 58.7	20.9 / 85.4	33.1 / 85.5	10.6 / 68.0	21.5 / 85.9
S-ENC-T-DEC	×	31.7 / 85.0	22.4 / 86.0	20.7 / 85.4	32.8 / 85.4	20.3 / 84.0	21.4 / 85.8
GPT-MT	×	31.7 / 85.0	22.1 / 85.5	20.5 / 85.3	33.0 / 85.4	15.2 / 73.9	21.9 / 86.0
T-ENC	✓	32.1 / 84.6	21.9 / 85.4	22.6 / 86.1	34.4 / 85.6	22.4 / 85.1	24.7 / 86.8
T-DEC	✓	32.5 / 85.2	22.4 / 86.1	22.5 / 86.0	34.3 / 85.6	22.6 / 83.9	24.7 / 86.8
S-ENC-T-ENC	✓	32.2 / 84.8	19.4 / 83.9	22.7 / 86.1	34.5 / 85.6	10.7 / 66.6	24.8 / 86.8
S-ENC-T-DEC	✓	32.5 / 85.1	21.7 / 85.2	22.8 / 86.2	34.5 / 85.7	5.1 / 60.5	24.9 / 86.9
GPT-MT	✓	32.5 / 85.1	22.0 / 85.5	22.7 / 86.1	34.4 / 85.6	14.0 / 70.4	24.8 / 86.8

Table 2: Performance (SacreBLEU / COMET) on WMT22 and FLORES-200 benchmarks with full-weight and LoRA vanilla finetuning on ALMA-7B-Pretrain and ALMA-13B-Pretrain. “LoRA” denotes whether LoRA is utilized during the finetuning procedure. “Pivot” denotes the zero-shot translation performance where we first translate the source language into English before generating the target language. The two highest scores in the zero-shot directions are marked in bold. The detailed experimental results are summarized in Tables 10 and 11.

when using LoRA. We finetune the pretrained models with a batch size of 256 and set the maximum sequence length to 512. We use the AdamW optimizer with learning rates $2e-5$ and $1e-4$ for full-weight and LoRA finetuning respectively. We apply beam search decoding with beam size 5. We train all models with llama-recipes⁶ toolkit for one epoch on 8 NVIDIA Tesla A100 GPUs.

4 Methodology

In this section, we investigate the impact of prompt strategies on many-to-many multilingual translation with LLMs (Section 4.1) and propose a cross-lingual consistency regularization method for boosting zero-shot translation (Section 4.2). We introduce the details of each part below.

4.1 Multilingual Finetuning with Translation Instructions

Following the similar lines of Li et al. (2023) and Xu et al. (2023), we finetune the pretrained LLMs with high-quality parallel datasets as the translation instructions. Consider a decoder-only Transformer (Vaswani et al., 2017) model parameterized by θ . Let \mathbf{x} and \mathbf{y} denote the source and target sentences respectively. A fixed prompt template, denoted as \mathcal{I} , is applied to guide the model for translating sentences. The training objective is defined as:

$$\mathcal{L}_{ce}^{lm}(\theta) = \ell(f(\mathbf{x}, \mathbf{y}, \mathcal{I}; \theta), \ddot{\mathbf{y}}), \quad (4)$$

where $f(\mathbf{x}, \mathbf{y}, \mathcal{I}; \theta)$ is a sequence of probability predictions, i.e.,

$$f_j(\mathbf{x}, \mathbf{y}, \mathcal{I}; \theta) = P(y_j | \mathbf{x}, \mathbf{y}_{< j}, \mathcal{I}; \theta). \quad (5)$$

Note that (4) is a standard causal language modeling (CLM) loss, which predicts the next token in a sequence of tokens, and the model can only attend to tokens on the left. We only compute loss for the target sentence during instruction finetuning.

4.1.1 Does Prompt Strategy Matter for Multilingual Translation?

We adopt five prompt strategies listed in Table 1, where four strategies (T-ENC, T-DEC, S-ENC-T-ENC, and S-ENC-T-DEC) are widely used for learning multilingual NMT, and GPT-MT (Hendy et al., 2023) is a popular translation prompt adopted in the LLM field. We report averaged test BLEU and COMET scores of all prompt strategies on WMT22 and FLORES-200 benchmarks in Table 2. By checking model performance under different combinations of prompt and finetuning strategies, we have the following observations:

- All prompt strategies achieve comparable translation performance in the supervised directions, and LoRA finetuning slightly outperforms the full-weight finetuning approach, especially in terms of the test BLEU scores.
- For the zero-shot directions, the translation performance varies significantly by leveraging different prompt strategies, and there is no single prompt strategy that performs the best for all cases. Although 13B models could achieve superior supervised translation performance, they generally underperform 7B models in the zero-shot directions, which can not be resolved by utilizing LoRA finetuning strategy.
- When the prompt and finetuning strategies are selected properly, the zero-shot translation could

⁶<https://github.com/facebookresearch/llama-recipes>

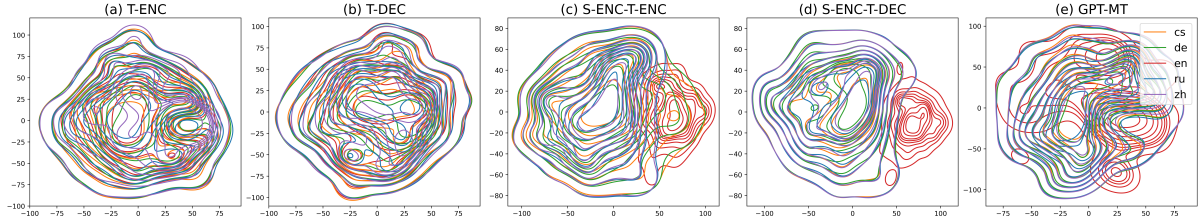


Figure 1: Bivariate kernel density estimation plots of sentence representations after using T-SNE dimensionality reduction on the multi-way parallel devtest data from FLORES-200, where the last layer outputs of the last token in the input sequence are applied as the sentence representations. The orange line denotes Czech, the green line denotes German, the red line denotes English, the blue line denotes Russian, and the purple line denotes Chinese.

achieve comparable or even better performance than the pivot-based approach, which is quite reasonable: the pretrained LLMs already have the translation capability, and a small set of translation instructions is only used to elicit it.

4.1.2 Visualization Analysis

We here conduct experiments on the multi-way parallel devtest data from FLORES-200, where 1012 sentences have translations in five languages: Czech (cs), German (de), English (en), Russian (ru), and Chinese (zh). We construct the prompts with $xx \rightarrow ru$ translation instruction and calculate the sentence representations by extracting the last Transformer layer outputs of the last token in the input sequence. We utilize the models that are LoRA finetuned on ALMA-13B-Pretrain in Table 2 and apply dimension reduction on the 5120-dimensional sentence representations with T-SNE (Hinton and Roweis, 2002) and then depict the bivariate kernel density estimation based on the 2-dimensional representations in Figure 1. We can see that our models cannot align these five languages well in the representation space. It is worth mentioning that T-ENC and T-DEC align the languages much better than the other three strategies in the representation space, which is also reflected in the zero-shot translation performance in Table 2.

4.1.3 Can Off-Target Issue be Mitigated by Instruction Generalization?

We here apply fastText⁷ (Joulin et al., 2016, 2017) toolkit for language identification and calculate the off-target ratio (Table 3) in the zero-shot directions for each model demonstrated in Table 2. The off-target ratio is the average percentage of sentences translated into the wrong languages. We can see that the bad translation performance in the zero-shot directions is highly related to the off-target

issue which could also be regarded as the failure of LLMs to follow the translation instructions. We then investigate two strategies for improving the instruction-following capability of LLMs.

Prompt Strategy	LoRA	Off-Target 7B (%)	Off-Target 13B (%)
T-ENC	×	5.94	2.33
T-DEC	×	0.11	16.58
S-ENC-T-ENC	×	92.32	60.80
S-ENC-T-DEC	×	1.38	12.78
GPT-MT	×	2.68	38.07
T-ENC	✓	3.38	8.23
T-DEC	✓	1.08	10.91
S-ENC-T-ENC	✓	11.08	66.11
S-ENC-T-DEC	✓	3.94	87.22
GPT-MT	✓	3.10	50.96

Table 3: The off-target ratio of the zero-shot translation directions for each model demonstrated in Table 2.

Method	Supervised Average	Zero-shot Average
7B w/ full-weight finetune	31.7 / 85.0	22.1 / 85.5
+ Diversification	31.6 / 85.0	22.2 / 86.1
+ Alpaca dataset	31.0 / 84.7	21.7 / 85.2
7B w/ LoRA finetune	32.5 / 85.1	22.0 / 85.5
+ Diversification	32.7 / 85.2	22.3 / 86.2
+ Alpaca dataset	31.8 / 84.8	17.4 / 78.9
13B w/ full-weight finetune	33.0 / 85.4	15.2 / 73.9
+ Diversification	32.9 / 85.4	12.0 / 68.9
+ Alpaca dataset	31.8 / 84.9	10.0 / 69.4
13B w/ LoRA finetune	34.4 / 85.6	14.0 / 70.4
+ Diversification	34.3 / 85.6	13.1 / 69.7
+ Alpaca dataset	34.2 / 85.5	18.4 / 77.8

Table 4: Performance (SacreBLEU / COMET) on WMT22 and FLORES-200 benchmarks with different instruction finetuning strategies.

- We diversify the translation instructions, where the prompt strategy is randomly selected from Table 1 during instruction finetuning.
- We leverage the additional general instructions, Alpaca dataset (Taori et al., 2023), when finetuning on LLMs with translation instructions,

⁷<https://fasttext.cc/docs/en/language-identification.html>

Prompt Strategy	LoRA	Supervised Performance on ALMA-7B-Pretrain		Zero-Shot Performance on ALMA-13B-Pretrain	
T-ENC	×	31.7 / 84.9	22.3 (+1.1) / 86.3 (+1.8)	33.2 / 85.5	23.7 (+0.3) / 86.8 (+0.5)
T-DEC	×	31.6 / 84.9	22.3 (-0.1) / 86.5 (+0.0)	32.8 / 85.4	23.7 (+4.0) / 87.0 (+5.7)
S-ENC-T-ENC	×	31.4 / 84.8	21.6 (+19.2) / 85.8 (+27.1)	33.1 / 85.5	23.5 (+12.9) / 86.7 (+18.7)
S-ENC-T-DEC	×	31.6 / 85.0	22.3 (-0.1) / 86.1 (+0.1)	32.6 / 85.4	24.0 (+3.7) / 87.1 (+3.1)
GPT-MT	×	31.6 / 85.0	22.4 (+0.3) / 86.4 (+0.9)	32.8 / 85.4	23.7 (+8.5) / 87.0 (+13.1)
T-ENC	✓	32.1 / 84.7	22.0 (+0.1) / 86.1 (+0.7)	34.3 / 85.7	23.7 (+1.3) / 86.5 (+1.4)
T-DEC	✓	32.5 / 85.2	22.1 (-0.3) / 86.3 (+0.2)	34.3 / 85.8	24.3 (+1.7) / 87.0 (+3.1)
S-ENC-T-ENC	✓	31.8 / 84.8	21.5 (+2.1) / 85.8 (+1.9)	34.3 / 85.7	24.0 (+13.3) / 86.5 (+19.9)
S-ENC-T-DEC	✓	32.5 / 85.1	22.4 (+0.7) / 86.3 (+1.1)	34.1 / 85.7	24.0 (+18.9) / 86.7 (+26.2)
GPT-MT	✓	32.5 / 85.1	22.4 (+0.4) / 86.3 (+0.8)	34.2 / 85.7	23.9 (+9.9) / 86.7 (+16.3)

Table 5: Performance (SacreBLEU / COMET) on WMT22 and FLORES-200 benchmarks with full-weight and LoRA cross-lingual consistency finetuning on ALMA-7B-Pretrain and ALMA-13B-Pretrain. The performance changes in the zero-shot translation directions are pointed out in the parentheses. The detailed experimental results are summarized in Tables 12 and 13.

where Alpaca is a dataset of 52K instructions and demonstrations generated by OpenAI’s text-davinci-003 engine.

We generate translations with GPT-MT prompt strategy and summarize the experimental results in Table 4. We can see that the instruction diversification approach could slightly improve the zero-shot translation performance for 7B models but does not work for 13B models. The zero-shot translation performance can not be improved by introducing additional general instructions such as the Alpaca instructions, and it has a negative impact on the supervised translation performance, which might be due to the decreased ratio of the translation instructions in the finetuning dataset.

4.2 Cross-lingual Consistency Regularization for Translation Instruction Finetuning

Inspired by CrossConST for multilingual encoder-decoder models (Gao et al., 2023a), a natural question arises: *Can we boost decoder-only LLMs’ zero-shot translation by leveraging cross-lingual consistency regularization?* The main idea of our method is to close the representation gap among semantic-equivalent sentences in different languages and force the output distribution of the model to be consistent among different semantic-equivalent representations. During the instruction finetuning on LLMs, for each sentence pair (\mathbf{x}, \mathbf{y}) , the training objective of XConST is defined as:

$$\mathcal{L}_{XConST}(\theta) = \mathcal{L}_{ce}^{llm}(\theta) + \alpha \mathcal{L}_{kl}^{llm}(\theta), \quad (6)$$

where

$$\mathcal{L}_{kl}^{llm}(\theta) = \text{KL}(f(\mathbf{x}, \mathbf{y}, \mathcal{I}; \theta) \| f(\mathbf{y}, \mathbf{y}, \mathcal{I}; \theta)). \quad (7)$$

Note that the gradient could be backpropagated through both sides of the KL regularization in

XConST. Figure 2 illustrates XConST regularization for finetuning multilingual LLM with translation instructions.

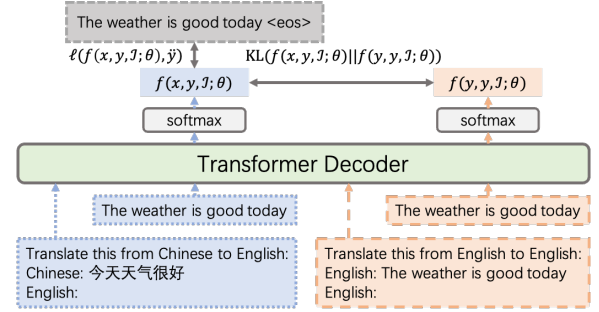


Figure 2: Illustration of XConST regularization for finetuning multilingual LLM with translation instructions, where the original Chinese-English sentence pair ("今天天气很好", "The weather is good today") and the copied English-English sentence pair ("The weather is good today", "The weather is good today") are fed into the multilingual LLM to generate two output distributions $f(\mathbf{x}, \mathbf{y}, \mathcal{I}; \theta)$ and $f(\mathbf{y}, \mathbf{y}, \mathcal{I}; \theta)$.

4.2.1 Experimental Results

Following the experimental setup in Section 4.1.1, we utilize the cross-lingual consistency regularization during translation instruction finetuning and choose α in (6) from {0.05, 0.1, 0.25}. We report averaged test BLEU and COMET scores of all prompt strategies on WMT22 and FLORES-200 benchmarks in Table 5. By checking model performance under different combinations of prompt and finetuning strategies in Tables 2 and 5, we can see that XConST could achieve strong performance in both supervised and zero-shot translation directions across different prompt strategies. For example, XConST improves the zero-shot translation performance by 3.46 and 10.8 COMET scores

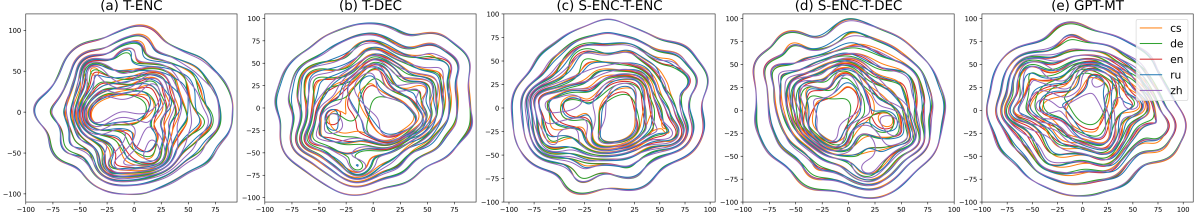


Figure 3: Bivariate kernel density estimation plots of sentence representations after using T-SNE dimensionality reduction on the multi-way parallel devtest data from FLORES-200, where the last layer outputs of the last token in the input sequence are applied as the sentence representations.

on average for 7B and 13B models respectively.

We then visualize the sentence representations of the multi-way parallel devtest data from FLORES-200 by following the experimental setups in Section 4.1.2. Figure 3 illustrates the bivariate kernel estimation based on the 2-dimensional representations. By comparing the representation spaces illustrated in Figures 1 and 3, we can see that the languages cannot be aligned well in the representation space by leveraging vanilla finetuning procedure, while XConST draws the sentence representations across different languages much closer.

Comparison with SOTA Models We summarize the translation results of several SOTA models on WMT22 (English-centric directions) and FLORES-200 (directions among non-English languages) benchmarks as follows:

- **GPT-3.5 Turbo / GPT-4 Turbo:** The translation performance by leveraging the OpenAI API⁸ with greedy decoding for inference. We use the prompt strategy demonstrated in Table 14.
- **NLLB-54.5B:** The largest and best multilingual NMT translation model with encoder-decoder architecture released by the No Language Left Behind (NLLB) project (Team et al., 2022).
- **ALMA-13B-LoRA:** The best translation model released by Xu et al. (2023), which follows a two-stage process involving monolingual data finetuning on LLaMA-2 and high-quality parallel data finetuning.

The experimental results are reported in Table 6. Our model, which is cross-lingual consistency finetuned on ALMA-13B-Pretrain with LoRA and GPT-MT prompt strategy, substantially outperforms ALMA-13B-LoRA in the zero-shot translation directions. Note that the training datasets of

Model	WMT22	FLORES-200
GPT-4 Turbo	36.7 / 87.2	27.4 / 88.3
GPT-3.5 Turbo	36.2 / 86.7	-
NLLB-54.5B	31.5 / 81.9	24.5 / 86.2
ALMA-13B-LoRA	34.4 / 85.7	14.8 / 69.8
Ours	34.2 / 85.7	23.9 / 86.7

Table 6: The translation performance of the SOTA models on WMT22 and FLORES-200 benchmarks.

ALMA-13B-LoRA and ours are almost the same except that Xu et al. (2023) also include devtest data from FLORES-200 for instruction finetuning. It is also worth mentioning that our model achieves strong performance on the FLORES-200 benchmark compared with the NLLB-54.5B model which utilizes extensive parallel sentence pairs in those translation directions.

4.2.2 Effect of α

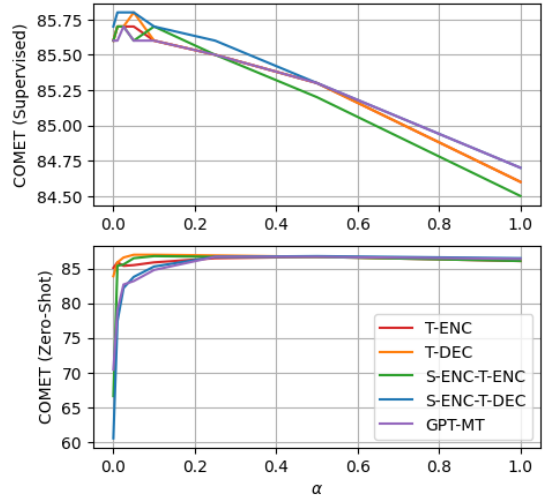


Figure 4: The averaged test COMET scores with different α on WMT22 and FLORES-200 benchmarks.

We here investigate the impact of the scalar hyperparameter α in XConST. α is a penalty parameter that controls the regularization strength in our optimization problem. We here vary α in $\{0.0,$

⁸<https://api.openai.com/v1/chat/completions>

0.01, 0.025, 0.05, 0.1, 0.25, 0.5, 1.0} and conduct the experiments with LoRA cross-lingual consistency finetuning on ALMA-13B-Pretrain. Note that cross-lingual consistency finetuning is simplified to vanilla finetuning when $\alpha = 0.0$. The test COMET scores are illustrated in Figure 4 due to their better alignment with human evaluations (Freitag et al., 2022). By checking model performance with different α , we can see that a small α (e.g. 0.1) is enough to consistently boost the translation performance in the zero-shot directions across different prompt strategies. Meanwhile, an overwhelming regularization ($\alpha = 1.0$) is not plausible for the supervised translation performance.

4.2.3 Does Cross-lingual Consistency Still Work Beyond English-centric Scenario?

Method	WMT22	FLORES-200	
		cs \leftrightarrow de	others
T-ENC	34.6 / 85.6	25.9 / 89.2	23.9 / 86.1
+ XConST	34.5 / 85.7	25.8 / 89.2	24.2 / 86.6
T-DEC	34.5 / 85.7	25.9 / 89.3	16.9 / 73.4
+ XConST	34.4 / 85.7	25.6 / 89.2	23.6 / 86.4
S-ENC-T-ENC	34.4 / 85.5	25.8 / 89.1	24.0 / 86.2
+ XConST	34.4 / 85.7	25.9 / 89.2	24.3 / 86.7
S-ENC-T-DEC	34.5 / 85.6	25.6 / 89.1	17.3 / 76.0
+ XConST	34.3 / 85.7	25.5 / 89.1	23.8 / 86.4
GPT-MT	34.3 / 85.7	25.8 / 89.1	17.8 / 74.6
+ XConST	34.3 / 85.7	25.6 / 89.2	23.9 / 86.4

Table 7: Performance on the WMT22 and FLORES-200 benchmarks with LoRA cross-lingual consistency finetuning on ALMA-13B-Pretrain.

We here extend our experiments beyond the English-centric scenario. Specifically, we gather the English-centric datasets used in Section 4.2.1 and supplement it with an additional 22990 cs \leftrightarrow de sentence pairs, which are collected from WMT10 to WMT13 (Callison-Burch et al., 2010, 2011, 2012; Bojar et al., 2013) test datasets. FLORES-200 benchmark then includes two supervised directions and ten zero-shot directions. We report averaged test BLEU and COMET scores of the baseline and our approach in Table 7. By checking model performance under different combinations of datasets and training strategies in Tables 2, 5 and 7, we can see that adding beyond the English-centric dataset usually could improve the overall zero-shot translation performance except for T-DEC in our experiments. The cross-lingual consistency regularization is complementary to the data-based method and could further improve the zero-shot translation performance.

5 Experiments on More Languages

We here investigate the performance of many-to-many machine translation with the LLaMA-2 models across more than 25 languages.

5.1 Dataset Description and Model Configuration

We select 28 languages⁹ from three different language families (Indo-European-Germanic, Indo-European-Romance, and Indo-European-Slavic), where the LLaMA-2 models achieve impressive few-shot performance in the English-centric translation directions (Zhu et al., 2023). We collect 10K English-centric parallel sentences from the OPUS collection (Tiedemann, 2012) for each language by adopting the data cleaning process as follows: 1) We remove duplicate sentence pairs and also discard sentence pairs wherein the English sentences exceed 2000 characters. 2) Language identification filtering is applied by utilizing the fastText toolkit. 3) Semantic similarity filtering is performed based on the MuSR model (Gao et al., 2023b). In summary, we collect 540K cleaned English-centric sentence pairs covering 28 languages including English. Note that the same sentence pairs are shared by $xx \leftarrow en$ and $xx \rightarrow en$ directions. We evaluate the model performance on the devtest data from FLORES-200 for both supervised and zero-shot directions. Due to limited computational resources, we only generate Spanish-centric and Russian-centric translations for zero-shot translation evaluation. We adopt LLaMA-2-7B (and 13B) as our pretrained models and explore LoRA finetuning in our experiments. We apply the same training and inference configurations discussed in Section 3. We fix α in (6) to be 0.1.

5.2 Main Results

We report averaged test BLEU and COMET scores of all prompt and finetuning strategies on the FLORES-200 benchmark in Table 8. By checking model performance under different combinations of prompt and finetuning strategies, we have similar observations as those in Section 4:

⁹Afrikaans (af), Asturian (ast), Belarusian (be), Bosnian (bs), Bulgarian (bg), Catalan (ca), Croatian (hr), Czech (cs), Danish (da), Dutch (nl), English (en), French (fr), Galician (gl), German (de), Icelandic (is), Luxembourgish (lb), Macedonian (mk), Norwegian (nb), Occitan (oc), Polish (pl), Portuguese (pt), Romanian (ro), Russian (ru), Serbian (sr), Slovak (sk), Slovenian (sl), Spanish (es), and Ukrainian (uk).

Prompt Strategy	xx ↔ en	xx ↔ es	xx ↔ ru	xx ↔ en	xx ↔ es	xx ↔ ru
	<i>Performance on LLaMA-2-7B</i>			<i>Performance on LLaMA-2-13B</i>		
T-ENC	29.60 / 82.18	15.09 / 76.80	14.91 / 78.42	31.95 / 83.64	14.57 / 76.08	13.57 / 75.73
+ XConST	29.63 / 82.36	16.22 / 78.49	15.88 / 80.47	31.93 / 83.76	17.81 / 80.13	18.03 / 82.23
T-DEC	29.66 / 82.22	16.38 / 78.67	16.59 / 80.77	31.77 / 83.53	17.81 / 80.34	18.38 / 82.58
+ XConST	29.64 / 82.37	16.73 / 79.21	16.49 / 81.31	31.76 / 83.64	18.32 / 80.81	18.49 / 83.02
S-ENC-T-ENC	29.74 / 82.31	4.18 / 65.54	3.32 / 58.40	32.08 / 83.77	11.25 / 73.91	10.91 / 71.07
+ XConST	29.64 / 82.47	15.87 / 78.47	15.42 / 79.46	32.07 / 83.87	17.84 / 80.49	18.14 / 82.12
S-ENC-T-DEC	29.93 / 82.29	15.53 / 77.97	14.24 / 75.60	31.99 / 83.73	13.54 / 76.55	14.76 / 74.39
+ XConST	29.81 / 82.36	16.97 / 79.43	16.77 / 81.52	31.92 / 83.84	18.33 / 80.87	18.86 / 83.19
GPT-MT	29.94 / 82.34	15.67 / 78.26	13.40 / 74.14	32.05 / 83.76	17.50 / 80.22	16.05 / 77.11
+ XConST	29.84 / 82.42	16.78 / 79.32	16.83 / 81.56	31.97 / 83.79	18.25 / 80.88	18.78 / 83.13

Table 8: Performance (SacreBLEU / COMET) on FLORES-200 benchmarks with LoRA vanilla and cross-lingual consistency finetuning on LLaMA-2-7B and LLaMA-2-13B.

- All prompt strategies achieve comparable translation performance in the supervised directions, while the zero-shot translation performance varies significantly by utilizing different prompt strategies. Specifically, S-ENC-T-ENC usually performs the worst in our experiments.
- The cross-lingual consistency regularization could boost the zero-shot translation performance across different prompt strategies. For example, XConST improves the $xx \leftrightarrow ru$ translation performance by 7.40 and 6.56 COMET scores on average for 7B and 13B models respectively.

6 Related Work

Recent works on LLMs demonstrate their strong capabilities in multilingual machine translation (Jiao et al., 2023; Hendy et al., 2023; Zhu et al., 2023). To further improve the translation performance, one direction is to find good in-context learning recipes for machine translation with LLMs (Lin et al., 2022; Agrawal et al., 2023; Zhang et al., 2023a; Zhu et al., 2023). For example, Zhang et al. (2023a) conduct a systematic study on prompting machine translation with LLMs and find that prompt templates and demonstration example selection have a substantial impact on translation qualities.

Another direction is to utilize parallel datasets for continual pretraining (Yang et al., 2023) and translation instruction finetuning (Zhang et al., 2023b; Li et al., 2023; Xu et al., 2023). Specifically, Yang et al. (2023) continue training LLaMA with massive Chinese monolingual data and multilingual parallel data followed by multilingual translation instruction finetuning. Li et al. (2023) focus on eliciting LLMs’ translation capability via multilingual finetuning with translation instructions. Although the zero-shot translation performance is investigated, they adopt XGLM-7B (Lin et al., 2022)

as the foundation model which has relatively weak multilingual capability (Zhu et al., 2023), and the translation performance is far from satisfactory. Xu et al. (2023) propose a two-stage training strategy for multilingual translation with LLMs and outperforms the SOTA translation engines, such as NLLB-54.5B and GPT-3.5. They however mainly focus on the supervised English-centric directions, and the translation performance among non-English languages is unclear. Our work follows this line and has an emphasis on non-English directions. We investigate the impact of the prompt strategies and introduce a simple yet effective cross-lingual regularization constraint, which effectively reduces discrepancies in representations across languages.

7 Conclusion

In this paper, we investigate the impact of prompt strategies on many-to-many multilingual machine translation with LLMs and propose a simple but effective cross-lingual consistency regularization method for multilingual finetuning with translation instructions. Through extensive experiments and visualization analysis, we find that: 1) Different prompt strategies achieve comparable performance in the supervised translation directions, while the zero-shot translation performance varies significantly using different prompt strategies. 2) The zero-shot translation performance could be consistently improved by leveraging cross-lingual consistency regularization during translation instruction finetuning across different prompt strategies. For future work, we will explore the effectiveness of the cross-lingual consistency regularization approach on cross-lingual generalization of LLMs across a wide range of tasks and languages.

References

- Sweta Agrawal, Chunting Zhou, Mike Lewis, Luke Zettlemoyer, and Marjan Ghazvininejad. 2023. [In-context examples selection for machine translation](#). In *Findings of the Association for Computational Linguistics: ACL 2023*, pages 8857–8873, Toronto, Canada. Association for Computational Linguistics.
- Rohan Anil, Andrew M. Dai, Orhan Firat, Melvin Johnson, Dmitry Lepikhin, Alexandre Passos, Siamak Shakeri, Emanuel Taropa, Paige Bailey, Zhifeng Chen, Eric Chu, Jonathan H. Clark, Laurent El Shafey, Yanping Huang, Kathy Meier-Hellstern, Gaurav Mishra, Erica Moreira, Mark Omernick, Kevin Robinson, Sebastian Ruder, Yi Tay, Kefan Xiao, Yuanzhong Xu, Yujing Zhang, Gustavo Hernandez Abrego, Junwhan Ahn, Jacob Austin, Paul Barham, Jan Botha, James Bradbury, Siddhartha Brahma, Kevin Brooks, Michele Catasta, Yong Cheng, Colin Cherry, Christopher A. Choquette-Choo, Aakanksha Chowdhery, Clément Crepy, Shachi Dave, Mostafa Dehghani, Sunipa Dev, Jacob Devlin, Mark Díaz, Nan Du, Ethan Dyer, Vlad Feinberg, Fangxiaoyu Feng, Vlad Fienber, Markus Freitag, Xavier Garcia, Sebastian Gehrmann, Lucas Gonzalez, Guy Gur-Ari, Steven Hand, Hadi Hashemi, Le Hou, Joshua Howland, Andrea Hu, Jeffrey Hui, Jeremy Hurwitz, Michael Isard, Abe Ittycheriah, Matthew Jagielski, Wenhao Jia, Kathleen Kenealy, Maxim Krikun, Sneha Kudugunta, Chang Lan, Katherine Lee, Benjamin Lee, Eric Li, Music Li, Wei Li, YaGuang Li, Jian Li, Hyeontaek Lim, Hanzhao Lin, Zhongtao Liu, Frederick Liu, Marcello Maggioni, Aroma Mahendru, Joshua Maynez, Vedant Misra, Maysam Moussaleem, Zachary Nado, John Nham, Eric Ni, Andrew Nystrom, Alicia Parrish, Marie Pellat, Martin Polacek, Alex Polozov, Reiner Pope, Siyuan Qiao, Emily Reif, Bryan Richter, Parker Riley, Alex Castro Ros, Aurko Roy, Brennan Saeta, Rajkumar Samuel, Renee Shelby, Ambrose Slone, Daniel Smilkov, David R. So, Daniel Sohn, Simon Tokumine, Dasha Valter, Vijay Vasudevan, Kiran Vodrahalli, Xuezhi Wang, Pidong Wang, Zirui Wang, Tao Wang, John Wieting, Yuhuai Wu, Kelvin Xu, Yunhan Xu, Linting Xue, Pengcheng Yin, Jiahui Yu, Qiao Zhang, Steven Zheng, Ce Zheng, Weikang Zhou, Denny Zhou, Slav Petrov, and Yonghui Wu. 2023. [Palm 2 technical report](#).
- Loïc Barrault, Magdalena Biesialska, Ondřej Bojar, Marta R. Costa-jussà, Christian Federmann, Yvette Graham, Roman Grundkiewicz, Barry Haddow, Matthias Huck, Eric Joannis, Tom Kocmi, Philipp Koehn, Chi-kiu Lo, Nikola Ljubešić, Christof Monz, Makoto Morishita, Masaaki Nagata, Toshiaki Nakazawa, Santanu Pal, Matt Post, and Marcos Zampieri. 2020. [Findings of the 2020 conference on machine translation \(WMT20\)](#). In *Proceedings of the Fifth Conference on Machine Translation*, pages 1–55, Online. Association for Computational Linguistics.
- Loïc Barrault, Ondřej Bojar, Marta R. Costa-jussà, Christian Federmann, Mark Fishel, Yvette Graham, Barry Haddow, Matthias Huck, Philipp Koehn, Shervin Malmasi, Christof Monz, Mathias Müller, Santanu Pal, Matt Post, and Marcos Zampieri. 2019. [Findings of the 2019 conference on machine translation \(WMT19\)](#). In *Proceedings of the Fourth Conference on Machine Translation (Volume 2: Shared Task Papers, Day 1)*, pages 1–61, Florence, Italy. Association for Computational Linguistics.
- Ondřej Bojar, Christian Buck, Chris Callison-Burch, Christian Federmann, Barry Haddow, Philipp Koehn, Christof Monz, Matt Post, Radu Soricut, and Lucia Specia. 2013. [Findings of the 2013 Workshop on Statistical Machine Translation](#). In *Proceedings of the Eighth Workshop on Statistical Machine Translation*, pages 1–44, Sofia, Bulgaria. Association for Computational Linguistics.
- Ondřej Bojar, Rajen Chatterjee, Christian Federmann, Yvette Graham, Barry Haddow, Shujian Huang, Matthias Huck, Philipp Koehn, Qun Liu, Varvara Logacheva, Christof Monz, Matteo Negri, Matt Post, Raphael Rubino, Lucia Specia, and Marco Turchi. 2017. [Findings of the 2017 conference on machine translation \(WMT17\)](#). In *Proceedings of the Second Conference on Machine Translation*, pages 169–214, Copenhagen, Denmark. Association for Computational Linguistics.
- Ondřej Bojar, Christian Federmann, Mark Fishel, Yvette Graham, Barry Haddow, Matthias Huck, Philipp Koehn, and Christof Monz. 2018. [Findings of the 2018 conference on machine translation \(WMT18\)](#). In *Proceedings of the Third Conference on Machine Translation: Shared Task Papers*, pages 272–303, Belgium, Brussels. Association for Computational Linguistics.
- Chris Callison-Burch, Philipp Koehn, Christof Monz, Kay Peterson, Mark Przybocki, and Omar Zaidan. 2010. [Findings of the 2010 joint workshop on statistical machine translation and metrics for machine translation](#). In *Proceedings of the Joint Fifth Workshop on Statistical Machine Translation and MetricsMATR*, pages 17–53, Uppsala, Sweden. Association for Computational Linguistics.
- Chris Callison-Burch, Philipp Koehn, Christof Monz, Matt Post, Radu Soricut, and Lucia Specia. 2012. [Findings of the 2012 workshop on statistical machine translation](#). In *Proceedings of the Seventh Workshop on Statistical Machine Translation*, pages 10–51, Montréal, Canada. Association for Computational Linguistics.
- Chris Callison-Burch, Philipp Koehn, Christof Monz, and Omar Zaidan. 2011. [Findings of the 2011 workshop on statistical machine translation](#). In *Proceedings of the Sixth Workshop on Statistical Machine Translation*, pages 22–64, Edinburgh, Scotland. Association for Computational Linguistics.
- Aakanksha Chowdhery, Sharan Narang, Jacob Devlin, Maarten Bosma, Gaurav Mishra, Adam Roberts, Paul Barham, Hyung Won Chung, Charles Sutton,

- Sebastian Gehrmann, Parker Schuh, Kensen Shi, Sasha Tsvyashchenko, Joshua Maynez, Abhishek Rao, Parker Barnes, Yi Tay, Noam Shazeer, Vinodkumar Prabhakaran, Emily Reif, Nan Du, Ben Hutchinson, Reiner Pope, James Bradbury, Jacob Austin, Michael Isard, Guy Gur-Ari, Pengcheng Yin, Toju Duke, Anselm Levskaya, Sanjay Ghemawat, Sunipa Dev, Henryk Michalewski, Xavier Garcia, Vedant Misra, Kevin Robinson, Liam Fedus, Denny Zhou, Daphne Ippolito, David Luan, Hyeontaek Lim, Barret Zoph, Alexander Spiridonov, Ryan Sepassi, David Dohan, Shivani Agrawal, Mark Omernick, Andrew M. Dai, Thanumalayan Sankaranarayanan Pillai, Marie Pellat, Aitor Lewkowycz, Erica Moreira, Rewon Child, Oleksandr Polozov, Katherine Lee, Zongwei Zhou, Xuezhi Wang, Brennan Saeta, Mark Diaz, Orhan Firat, Michele Catasta, Jason Wei, Kathy Meier-Hellstern, Douglas Eck, Jeff Dean, Slav Petrov, and Noah Fiedel. 2022. [Palm: Scaling language modeling with pathways](#).
- Markus Freitag, Ricardo Rei, Nitika Mathur, Chi-kiu Lo, Craig Stewart, Eleftherios Avramidis, Tom Kocmi, George Foster, Alon Lavie, and André F. T. Martins. 2022. [Results of WMT22 metrics shared task: Stop using BLEU – neural metrics are better and more robust](#). In *Proceedings of the Seventh Conference on Machine Translation (WMT)*, pages 46–68, Abu Dhabi, United Arab Emirates (Hybrid). Association for Computational Linguistics.
- Pengzhi Gao, Liwen Zhang, Zhongjun He, Hua Wu, and Haifeng Wang. 2023a. [Improving zero-shot multilingual neural machine translation by leveraging cross-lingual consistency regularization](#). In *Findings of the Association for Computational Linguistics: ACL 2023*, pages 12103–12119, Toronto, Canada. Association for Computational Linguistics.
- Pengzhi Gao, Liwen Zhang, Zhongjun He, Hua Wu, and Haifeng Wang. 2023b. [Learning multilingual sentence representations with cross-lingual consistency regularization](#). In *Proceedings of the 2023 Conference on Empirical Methods in Natural Language Processing: Industry Track*, pages 243–262, Singapore. Association for Computational Linguistics.
- Amr Hendy, Mohamed Abdelrehim, Amr Sharaf, Vikas Raunak, Mohamed Gabr, Hitokazu Matsushita, Young Jin Kim, Mohamed Afify, and Hany Hassan Awadalla. 2023. [How good are gpt models at machine translation? a comprehensive evaluation](#).
- Geoffrey E Hinton and Sam Roweis. 2002. [Stochastic neighbor embedding](#). In *Advances in Neural Information Processing Systems*, volume 15. MIT Press.
- Edward J Hu, Yelong Shen, Phillip Wallis, Zeyuan Allen-Zhu, Yuanzhi Li, Shean Wang, Lu Wang, and Weizhu Chen. 2022. [LoRA: Low-rank adaptation of large language models](#). In *International Conference on Learning Representations*.
- Wenxiang Jiao, Wenxuan Wang, Jen tse Huang, Xing Wang, Shuming Shi, and Zhaopeng Tu. 2023. [Is chatgpt a good translator? yes with gpt-4 as the engine](#).
- Armand Joulin, Edouard Grave, Piotr Bojanowski, Matthijs Douze, H  rve J  gou, and Tomas Mikolov. 2016. [Fasttext.zip: Compressing text classification models](#).
- Armand Joulin, Edouard Grave, Piotr Bojanowski, and Tomas Mikolov. 2017. [Bag of tricks for efficient text classification](#). In *Proceedings of the 15th Conference of the European Chapter of the Association for Computational Linguistics: Volume 2, Short Papers*, pages 427–431, Valencia, Spain. Association for Computational Linguistics.
- Tom Kocmi, Rachel Bawden, Ond  rej Bojar, Anton Dvorkovich, Christian Federmann, Mark Fishel, Thamme Gowda, Yvette Graham, Roman Grundkiewicz, Barry Haddow, Rebecca Knowles, Philipp Koehn, Christof Monz, Makoto Morishita, Masaaki Nagata, Toshiaki Nakazawa, Michal Nov  k, Martin Popel, and Maja Popovi  . 2022. [Findings of the 2022 conference on machine translation \(WMT22\)](#). In *Proceedings of the Seventh Conference on Machine Translation (WMT)*, pages 1–45, Abu Dhabi, United Arab Emirates (Hybrid). Association for Computational Linguistics.
- Jiahuan Li, Hao Zhou, Shujian Huang, Shanbo Cheng, and Jiajun Chen. 2023. [Eliciting the translation ability of large language models via multilingual finetuning with translation instructions](#).
- Xi Victoria Lin, Todor Mihaylov, Mikel Artetxe, Tianlu Wang, Shuohui Chen, Daniel Simig, Myle Ott, Nanman Goyal, Shruti Bhosale, Jingfei Du, Ramakanth Pasunuru, Sam Shleifer, Punit Singh Koura, Vishrav Chaudhary, Brian O’Horo, Jeff Wang, Luke Zettlemoyer, Zornitsa Kozareva, Mona Diab, Veselin Stoyanov, and Xian Li. 2022. [Few-shot learning with multilingual generative language models](#). In *Proceedings of the 2022 Conference on Empirical Methods in Natural Language Processing*, pages 9019–9052, Abu Dhabi, United Arab Emirates. Association for Computational Linguistics.
- OpenAI. 2023a. Chatgpt [large language model]. <https://chat.openai.com/>.
- OpenAI. 2023b. [Gpt-4 technical report](#).
- Matt Post. 2018. [A call for clarity in reporting BLEU scores](#). In *Proceedings of the Third Conference on Machine Translation: Research Papers*, pages 186–191, Brussels, Belgium. Association for Computational Linguistics.
- Ricardo Rei, Craig Stewart, Ana C Farinha, and Alon Lavie. 2020. [COMET: A neural framework for MT evaluation](#). In *Proceedings of the 2020 Conference on Empirical Methods in Natural Language Processing (EMNLP)*, pages 2685–2702, Online. Association for Computational Linguistics.

- Rohan Taori, Ishaan Gulrajani, Tianyi Zhang, Yann Dubois, Xuechen Li, Carlos Guestrin, Percy Liang, and Tatsunori B. Hashimoto. 2023. Stanford alpaca: An instruction-following llama model. https://github.com/tatsu-lab/stanford_alpaca.
- NLLB Team, Marta R. Costa-jussà, James Cross, Onur Çelebi, Maha Elbayad, Kenneth Heafield, Kevin Hefernan, Elahe Kalbassi, Janice Lam, Daniel Licht, Jean Maillard, Anna Sun, Skyler Wang, Guillaume Wenzek, Al Youngblood, Bapi Akula, Loic Barrault, Gabriel Mejia Gonzalez, Prangthip Hansanti, John Hoffman, Semarley Jarrett, Kaushik Ram Sadagopan, Dirk Rowe, Shannon Spruit, Chau Tran, Pierre Andrews, Necip Fazil Ayan, Shruti Bhosale, Sergey Edunov, Angela Fan, Cynthia Gao, Vedanuj Goswami, Francisco Guzmán, Philipp Koehn, Alexandre Mourachko, Christophe Ropers, Safiyyah Saleem, Holger Schwenk, and Jeff Wang. 2022. [No language left behind: Scaling human-centered machine translation](#).
- Jörg Tiedemann. 2012. Parallel data, tools and interfaces in opus. In [Proceedings of the Eight International Conference on Language Resources and Evaluation \(LREC’12\)](#), Istanbul, Turkey. European Language Resources Association (ELRA).
- Hugo Touvron, Louis Martin, Kevin Stone, Peter Albert, Amjad Almahairi, Yasmine Babaei, Nikolay Bashlykov, Soumya Batra, Prajjwal Bhargava, Shruti Bhosale, Dan Bikel, Lukas Blecher, Cristian Canton Ferrer, Moya Chen, Guillem Cucurull, David Esiobu, Jude Fernandes, Jeremy Fu, Wenyin Fu, Brian Fuller, Cynthia Gao, Vedanuj Goswami, Naman Goyal, Anthony Hartshorn, Saghar Hosseini, Rui Hou, Hakan Inan, Marcin Kardas, Viktor Kerkez, Madian Khabsa, Isabel Kloumann, Artem Korenev, Punit Singh Koura, Marie-Anne Lachaux, Thibaut Lavril, Jenya Lee, Diana Liskovich, Yinghai Lu, Yuning Mao, Xavier Martinet, Todor Mihaylov, Pushkar Mishra, Igor Molybog, Yixin Nie, Andrew Poulton, Jeremy Reizenstein, Rashi Rungta, Kalyan Saladi, Alan Schelten, Ruan Silva, Eric Michael Smith, Ranjan Subramanian, Xiaoqing Ellen Tan, Binh Tang, Ross Taylor, Adina Williams, Jian Xiang Kuan, Puxin Xu, Zheng Yan, Iliyan Zarov, Yuchen Zhang, Angela Fan, Melanie Kambadur, Sharan Narang, Aurelien Rodriguez, Robert Stojnic, Sergey Edunov, and Thomas Scialom. 2023. [Llama 2: Open foundation and fine-tuned chat models](#).
- Ashish Vaswani, Noam Shazeer, Niki Parmar, Jakob Uszkoreit, Llion Jones, Aidan N Gomez, Łukasz Kaiser, and Illia Polosukhin. 2017. [Attention is all you need](#). In [Advances in Neural Information Processing Systems](#), volume 30. Curran Associates, Inc.
- David Vilar, Markus Freitag, Colin Cherry, Jiaming Luo, Viresh Ratnakar, and George Foster. 2023. [Prompting PaLM for translation: Assessing strategies and performance](#). In [Proceedings of the 61st Annual Meeting of the Association for Computational Linguistics \(Volume 1: Long Papers\)](#), pages 15406–15427, Toronto, Canada. Association for Computational Linguistics.
- Liwei Wu, Shanbo Cheng, Mingxuan Wang, and Lei Li. 2021. [Language tags matter for zero-shot neural machine translation](#). In [Findings of the Association for Computational Linguistics: ACL-IJCNLP 2021](#), pages 3001–3007, Online. Association for Computational Linguistics.
- Haoran Xu, Young Jin Kim, Amr Sharaf, and Hany Hassan Awadalla. 2023. [A paradigm shift in machine translation: Boosting translation performance of large language models](#).
- Wen Yang, Chong Li, Jiajun Zhang, and Chengqing Zong. 2023. [Bigtranslate: Augmenting large language models with multilingual translation capability over 100 languages](#).
- Jiali Zeng, Fandong Meng, Yongjing Yin, and Jie Zhou. 2023. [Tim: Teaching large language models to translate with comparison](#).
- Biao Zhang, Barry Haddow, and Alexandra Birch. 2023a. Prompting large language model for machine translation: A case study. In [Proceedings of the 40th International Conference on Machine Learning, ICLR’23](#). JMLR.org.
- Shaolei Zhang, Qingkai Fang, Zhuocheng Zhang, Zhengrui Ma, Yan Zhou, Langlin Huang, Mengyu Bu, Shangdong Gui, Yunji Chen, Xilin Chen, and Yang Feng. 2023b. [Bayling: Bridging cross-lingual alignment and instruction following through interactive translation for large language models](#).
- Wenhao Zhu, Hongyi Liu, Qingxiu Dong, Jingjing Xu, Shujian Huang, Lingpeng Kong, Jiajun Chen, and Lei Li. 2023. [Multilingual machine translation with large language models: Empirical results and analysis](#).

A Statistics of All Training Datasets

en ↔	#sentences	en ↔	#sentences
cs	22128	ru	27976
de	26398	zh	28788

Table 9: Statistics of the training datasets. Each entry shows the total number of parallel sentence pairs for both directions. Note that en → and en ← directions have an equal number of sentence pairs.

B Details of Evaluation Results on ALMA Models

C Prompt Strategy for GPTs

	T-ENC (full-weight)					T-ENC (LoRA)				
	en	cs	de	ru	zh	en	cs	de	ru	zh
en→	-	27.5/88.7	30.2/85.3	26.3/86.7	37.0/84.9	-	29.3/88.7	29.3/85.1	26.8/86.5	35.5/84.3
cs→	42.2/85.7	-	23.1/85.3	21.1/86.4	29.0/82.8	44.1/86.0	-	24.0/86.0	22.6/88.7	30.2/83.6
de→	29.9/83.9	22.0/90.5	-	21.5/87.0	31.8/84.8	30.1/83.7	22.7/90.7	-	22.0/87.9	31.0/84.3
ru→	37.9/84.7	19.4/89.5	21.0/83.1	-	30.2/83.3	40.3/84.7	20.0/89.7	21.5/83.4	-	29.8/83.2
zh→	21.9/78.7	11.7/84.2	13.9/80.6	10.3/76.4	-	21.1/78.0	10.9/83.0	16.1/82.6	12.2/81.8	-
	T-DEC (full-weight)					T-DEC (LoRA)				
	en	cs	de	ru	zh	en	cs	de	ru	zh
en→	-	28.3/88.7	30.7/85.4	26.3/86.9	37.5/85.2	-	29.9/89.3	29.8/85.5	26.9/86.8	36.3/85.0
cs→	41.7/85.4	-	24.1/86.3	22.0/88.8	30.7/84.4	44.2/86.1	-	24.1/86.3	22.3/88.7	30.0/83.7
de→	29.8/84.0	22.0/90.7	-	21.5/88.1	31.3/84.8	30.3/84.2	22.9/90.6	-	21.9/87.7	31.4/84.6
ru→	37.7/84.7	20.2/89.7	21.7/83.3	-	30.3/83.8	40.2/85.0	20.3/89.7	21.9/83.5	-	29.9/83.2
zh→	21.9/78.9	14.2/88.0	16.1/83.0	14.8/87.0	-	22.7/79.8	13.7/87.4	16.3/83.0	13.7/84.6	-
	S-ENC-T-ENC (full-weight)					S-ENC-T-ENC (LoRA)				
	en	cs	de	ru	zh	en	cs	de	ru	zh
en→	-	27.4/88.7	30.1/85.3	26.2/86.9	36.4/84.7	-	29.7/89.0	29.6/85.1	26.7/86.8	35.8/84.4
cs→	41.8/85.5	-	6.8/67.1	1.5/48.4	0.7/60.6	44.0/86.0	-	24.2/86.1	20.9/87.3	16.2/75.7
de→	30.2/83.9	3.9/62.3	-	2.0/49.4	1.8/62.0	30.1/84.0	22.3/90.0	-	21.6/87.8	21.9/79.2
ru→	38.4/84.8	1.5/58.1	4.6/63.6	-	0.2/59.5	39.9/84.9	20.1/89.1	21.5/83.0	-	23.8/79.5
zh→	22.2/78.7	1.2/58.9	4.6/66.2	0.6/48.3	-	21.6/78.2	11.9/83.4	15.6/82.3	13.0/83.7	-
	S-ENC-T-DEC (full-weight)					S-ENC-T-DEC (LoRA)				
	en	cs	de	ru	zh	en	cs	de	ru	zh
en→	-	27.6/88.9	30.6/85.4	26.0/86.9	37.3/85.1	-	29.8/89.2	29.4/85.1	26.8/86.8	36.0/84.8
cs→	42.0/85.7	-	23.9/86.2	22.3/88.9	31.2/84.5	44.2/86.0	-	24.3/86.3	22.4/88.3	30.2/83.7
de→	30.0/84.1	22.3/90.8	-	22.1/88.1	32.0/84.7	30.4/84.1	22.8/90.5	-	21.6/87.4	31.3/84.5
ru→	38.0/84.8	20.1/89.7	22.1/83.3	-	30.4/83.5	40.2/85.0	18.3/87.1	22.4/83.5	-	25.2/79.7
zh→	22.5/79.3	13.6/87.8	16.2/82.9	12.7/81.1	-	23.1/79.7	13.5/87.1	15.7/81.9	12.4/82.4	-
	GPT-MT (full-weight)					GPT-MT (LoRA)				
	en	cs	de	ru	zh	en	cs	de	ru	zh
en→	-	27.8/88.7	30.7/85.4	26.5/86.8	36.9/85.0	-	29.8/89.1	29.9/85.3	26.8/86.9	36.2/84.7
cs→	41.6/85.7	-	23.9/86.1	21.6/87.9	30.7/84.3	43.9/86.0	-	24.6/86.2	22.5/88.8	30.2/83.9
de→	30.0/84.1	22.0/90.7	-	21.8/88.0	31.9/84.9	30.4/84.2	22.0/89.1	-	21.6/87.8	31.3/84.7
ru→	37.8/84.7	20.2/89.7	21.7/83.1	-	30.2/83.6	40.4/85.0	19.7/88.5	22.5/83.5	-	29.5/83.3
zh→	22.4/79.4	13.9/87.8	16.1/82.8	10.6/76.7	-	23.0/79.7	10.7/81.3	15.8/82.8	13.9/85.8	-

Table 10: Performance (SacreBLEU/COMET) on WMT22 and FLORES-200 benchmarks with full-weight and LoRA vanilla finetuning on ALMA-7B-Pretrain.

	T-ENC (full-weight)					T-ENC (LoRA)				
	en	cs	de	ru	zh	en	cs	de	ru	zh
en→	-	29.6/89.4	31.1/85.5	27.6/87.3	39.2/85.7	-	32.1/89.7	31.3/85.3	28.7/87.5	39.3/85.8
cs→	43.4/86.0	-	24.8/86.1	22.7/88.2	32.3/84.5	47.0/86.6	-	24.5/86.2	22.8/88.5	28.3/83.1
de→	30.9/84.3	23.3/91.2	-	23.2/88.0	33.7/85.4	31.1/84.5	24.2/91.2	-	23.2/87.6	32.1/84.3
ru→	38.8/85.0	21.3/90.1	22.4/83.7	-	31.4/84.0	41.4/85.4	21.4/90.3	23.2/83.9	-	30.6/83.5
zh→	23.8/80.1	15.0/88.3	16.0/82.3	14.6/83.3	-	24.6/80.2	13.5/86.2	16.5/82.6	7.9/73.3	-
	T-DEC (full-weight)					T-DEC (LoRA)				
	en	cs	de	ru	zh	en	cs	de	ru	zh
en→	-	29.6/89.4	31.6/85.5	27.2/87.4	38.4/85.7	-	32.0/89.8	31.3/85.5	29.1/87.5	39.5/85.7
cs→	43.4/86.1	-	25.2/86.7	11.6/66.2	12.7/69.7	46.7/86.7	-	25.7/86.5	20.6/83.6	32.9/84.9
de→	31.5/84.6	23.0/91.3	-	8.9/61.1	33.6/85.4	31.2/84.6	24.1/91.3	-	21.3/83.9	33.9/85.4
ru→	38.2/85.2	21.2/90.2	23.1/83.9	-	28.8/81.6	40.9/85.4	21.7/90.3	24.0/83.7	-	32.5/84.3
zh→	23.6/80.1	15.0/88.7	17.1/83.5	15.8/87.4	-	24.1/80.0	15.9/89.0	7.0/67.3	12.1/76.4	-
	S-ENC-T-ENC (full-weight)					S-ENC-T-ENC (LoRA)				
	en	cs	de	ru	zh	en	cs	de	ru	zh
en→	-	30.1/89.5	31.2/85.7	27.5/87.4	39.5/85.7	-	32.1/89.7	31.1/85.4	28.8/87.5	39.5/85.9
cs→	43.2/85.9	-	8.6/68.2	2.0/49.0	5.7/65.0	47.0/86.5	-	6.9/66.8	4.4/53.8	24.9/79.6
de→	30.9/84.4	14.0/78.9	-	7.5/60.9	23.4/78.7	31.4/84.6	15.4/79.6	-	4.2/53.7	32.5/84.6
ru→	38.5/85.0	16.0/83.1	17.5/78.1	-	27.0/80.6	41.4/85.4	6.4/67.0	2.6/61.3	-	26.4/80.0
zh→	23.6/80.3	2.4/61.8	2.7/62.9	0.6/48.3	-	24.6/80.1	1.7/60.2	2.3/62.6	0.9/49.3	-
	S-ENC-T-DEC (full-weight)					S-ENC-T-DEC (LoRA)				
	en	cs	de	ru	zh	en	cs	de	ru	zh
en→	-	29.4/89.2	31.2/85.6	27.3/87.3	38.7/85.6	-	32.5/90.0	31.6/85.6	29.2/87.6	39.7/85.8
cs→	43.2/86.1	-	24.1/85.2	23.3/89.2	4.9/63.8	46.4/86.6	-	6.0/66.0	0.9/47.6	1.2/61.5
de→	31.1/84.4	23.1/91.3	-	23.0/88.5	33.5/85.4	31.3/84.6	4.6/64.1	-	1.0/48.0	31.6/82.6
ru→	38.3/85.1	21.1/90.1	22.6/83.4	-	24.7/77.5	40.8/85.4	3.5/61.6	2.1/60.5	-	7.1/64.5
zh→	23.6/80.1	15.1/88.0	12.9/77.7	15.8/87.6	-	24.6/80.2	1.3/59.5	1.6/61.8	0.7/48.5	-
	GPT-MT (full-weight)					GPT-MT (LoRA)				
	en	cs	de	ru	zh	en	cs	de	ru	zh
en→	-	29.6/89.2	31.5/85.4	27.7/87.3	39.3/85.5	-	32.3/89.7	31.4/85.7	28.9/87.5	39.6/85.6
cs→	42.7/86.0	-	22.7/84.3	1.1/47.4	1.8/61.7	46.3/86.6	-	18.4/78.2	2.0/49.2	23.1/77.3
de→	30.9/84.6	23.4/91.2	-	3.2/50.5	33.9/85.6	31.6/84.7	19.3/83.3	-	1.9/48.7	32.3/84.0
ru→	38.6/85.0	21.2/90.1	22.6/83.3	-	22.7/76.7	40.7/85.3	14.9/79.4	20.0/79.6	-	20.9/74.8
zh→	23.5/80.2	15.4/88.3	13.1/78.2	1.4/50.0	-	24.4/80.0	9.4/75.6	5.0/65.7	0.7/48.6	-

Table 11: Performance (SacreBLEU/COMET) on WMT22 and FLORES-200 benchmarks with full-weight and LoRA vanilla finetuning on ALMA-13B-Pretrain.

	T-ENC (full-weight)					T-ENC (LoRA)				
	en	cs	de	ru	zh	en	cs	de	ru	zh
en→	-	27.8/88.7	30.6/85.4	26.2/86.9	37.3/85.2	-	29.5/88.8	29.3/85.2	26.6/86.6	35.6/84.5
cs→	41.9/85.5	-	23.7/86.0	22.1/88.6	30.7/84.0	44.3/86.1	-	24.4/86.3	22.5/88.8	29.5/83.5
de→	29.5/84.1	21.9/90.5	-	22.2/88.0	32.0/84.8	29.9/83.7	22.1/90.8	-	21.9/88.0	30.4/84.2
ru→	38.3/84.6	19.7/89.7	21.5/83.2	-	30.5/83.5	40.3/84.7	19.9/89.6	22.4/83.5	-	28.3/83.0
zh→	22.1/79.1	13.6/87.8	16.0/82.8	14.3/86.5	-	21.5/77.8	13.1/87.0	15.4/82.5	14.2/86.1	-
	T-DEC (full-weight)					T-DEC (LoRA)				
	en	cs	de	ru	zh	en	cs	de	ru	zh
en→	-	28.1/88.9	30.5/85.5	26.0/86.8	37.2/85.1	-	29.6/89.3	30.0/85.7	27.0/86.9	36.2/85.0
cs→	41.5/85.4	-	24.1/86.1	22.0/88.8	30.4/84.5	43.9/86.1	-	24.2/86.2	22.8/89.0	29.4/83.7
de→	29.7/84.1	22.0/90.9	-	21.7/88.1	31.4/84.7	30.4/84.2	22.3/90.8	-	21.2/87.9	30.6/84.5
ru→	38.0/84.7	19.9/89.8	21.8/83.4	-	29.9/83.6	40.1/85.0	19.9/89.7	22.3/83.7	-	28.5/82.7
zh→	21.9/79.0	13.7/87.8	16.3/83.0	14.8/86.8	-	22.5/79.6	13.9/88.0	15.6/82.7	14.4/86.7	-
	S-ENC-T-ENC (full-weight)					S-ENC-T-ENC (LoRA)				
	en	cs	de	ru	zh	en	cs	de	ru	zh
en→	-	27.4/88.7	30.1/85.4	26.1/86.9	36.6/84.9	-	29.0/89.0	29.4/85.4	26.8/86.9	35.4/84.6
cs→	41.8/85.5	-	23.8/86.0	21.5/88.1	29.8/83.8	43.5/85.9	-	23.7/85.8	22.0/88.8	28.1/83.1
de→	29.5/83.8	20.6/90.5	-	21.3/87.6	30.8/84.4	29.5/83.9	22.2/90.7	-	21.1/87.8	29.8/84.0
ru→	38.1/84.7	18.9/89.2	21.9/83.1	-	28.1/82.3	40.1/84.8	20.0/89.6	22.3/83.2	-	27.9/82.5
zh→	21.9/78.7	12.7/87.4	15.8/82.5	14.1/85.2	-	21.0/77.8	12.5/86.3	15.4/82.2	13.5/86.0	-
	S-ENC-T-DEC (full-weight)					S-ENC-T-DEC (LoRA)				
	en	cs	de	ru	zh	en	cs	de	ru	zh
en→	-	27.5/88.8	30.6/85.5	26.3/87.0	37.1/85.1	-	29.6/89.2	29.4/85.2	26.9/86.9	36.1/84.8
cs→	41.3/85.6	-	24.2/86.2	22.1/88.9	30.5/84.3	44.1/86.1	-	24.5/86.4	22.7/88.9	29.8/83.6
de→	30.0/84.0	22.1/90.9	-	20.1/83.8	31.4/84.4	30.3/84.1	22.8/90.8	-	21.7/87.8	31.2/84.4
ru→	38.1/84.8	20.1/89.7	22.0/83.5	-	30.1/83.5	40.2/85.0	20.5/89.8	22.7/83.5	-	29.6/83.3
zh→	22.2/79.2	14.0/87.8	16.6/82.9	14.8/86.7	-	23.0/79.8	13.4/88.0	15.9/83.0	14.1/86.6	-
	GPT-MT (full-weight)					GPT-MT (LoRA)				
	en	cs	de	ru	zh	en	cs	de	ru	zh
en→	-	27.6/88.8	30.6/85.4	26.4/86.9	37.6/85.3	-	29.4/89.1	29.9/85.4	27.0/87.0	36.2/84.7
cs→	41.3/85.6	-	24.2/86.2	22.0/88.9	30.6/84.4	43.9/86.0	-	24.6/86.3	22.7/88.8	30.1/83.8
de→	29.6/84.2	22.3/90.9	-	21.4/88.1	31.9/84.7	30.2/84.2	22.5/90.5	-	21.9/87.9	31.0/84.5
ru→	37.9/84.6	19.7/89.6	21.8/83.3	-	30.0/83.5	40.1/84.9	20.1/89.2	22.5/83.5	-	29.9/83.5
zh→	21.4/78.9	13.7/87.8	16.4/82.9	14.5/86.2	-	22.8/79.6	13.5/87.8	16.2/83.1	14.4/86.7	-

Table 12: Performance (SacreBLEU/COMET) on WMT22 and FLORES-200 benchmarks with full-weight and LoRA cross-lingual consistency finetuning on ALMA-7B-Pretrain.

	T-ENC (full-weight)					T-ENC (LoRA)				
	en	cs	de	ru	zh	en	cs	de	ru	zh
en→	-	29.6/89.5	31.1/85.6	27.2/87.4	39.6/85.8	-	31.8/89.9	31.3/85.7	28.9/87.7	39.5/85.8
cs→	44.0/86.1	-	25.2/86.5	23.3/89.1	32.6/84.7	46.7/86.6	-	26.3/86.5	24.0/89.3	31.8/84.6
de→	31.1/84.5	22.7/91.3	-	23.2/88.4	33.7/85.4	31.2/84.5	23.1/91.2	-	23.8/88.5	33.1/85.4
ru→	39.0/85.1	20.8/90.1	23.5/83.9	-	31.8/84.0	40.9/85.3	21.2/89.9	24.0/84.0	-	31.1/83.9
zh→	23.8/80.2	15.1/88.5	16.8/83.2	15.5/86.4	-	24.3/80.2	14.1/87.6	17.1/82.7	14.6/84.4	-
	T-DEC (full-weight)					T-DEC (LoRA)				
	en	cs	de	ru	zh	en	cs	de	ru	zh
en→	-	29.1/89.3	30.9/85.6	27.2/87.4	39.0/85.9	-	31.7/90.0	31.5/85.8	29.0/87.5	39.5/85.9
cs→	43.0/85.9	-	24.4/86.5	23.0/89.1	32.3/84.9	46.3/86.6	-	26.3/86.8	23.5/89.0	32.7/85.0
de→	31.1/84.5	22.7/91.3	-	23.4/88.5	33.3/85.4	31.4/84.6	24.2/91.4	-	23.5/88.4	33.9/85.5
ru→	38.5/85.0	20.7/90.2	24.1/84.1	-	32.1/84.3	40.8/85.4	21.9/90.2	24.3/84.3	-	31.9/83.9
zh→	23.4/80.0	15.2/88.6	16.8/83.5	16.2/87.6	-	24.2/80.2	15.5/88.9	17.7/83.6	15.9/87.1	-
	S-ENC-T-ENC (full-weight)					S-ENC-T-ENC (LoRA)				
	en	cs	de	ru	zh	en	cs	de	ru	zh
en→	-	29.5/89.4	31.2/85.7	27.3/87.4	39.3/86.0	-	31.8/90.0	31.0/85.6	28.6/87.7	39.5/85.8
cs→	43.7/86.0	-	25.2/86.2	22.9/89.0	32.0/84.9	46.5/86.5	-	26.1/86.7	23.8/89.3	32.2/84.8
de→	31.4/84.5	22.9/91.2	-	23.2/88.3	33.0/85.2	31.4/84.6	24.0/91.4	-	23.9/88.5	34.2/85.5
ru→	38.9/85.1	20.5/90.0	23.3/83.4	-	32.0/84.2	41.1/85.3	21.8/90.0	24.0/84.0	-	32.3/84.1
zh→	23.8/80.2	15.3/88.5	16.3/82.9	15.8/87.1	-	24.5/80.0	13.5/85.9	16.8/82.9	15.3/85.4	-
	S-ENC-T-DEC (full-weight)					S-ENC-T-DEC (LoRA)				
	en	cs	de	ru	zh	en	cs	de	ru	zh
en→	-	28.9/89.3	31.2/85.7	27.3/87.4	39.1/85.9	-	31.3/90.0	31.7/86.0	29.1/87.8	39.4/85.9
cs→	42.6/85.9	-	26.1/86.7	23.2/89.3	32.5/85.0	45.6/86.6	-	26.3/86.8	23.3/89.2	31.9/84.8
de→	30.5/84.4	22.2/91.2	-	23.3/88.6	33.5/85.4	31.2/84.6	23.8/91.4	-	23.5/88.6	33.5/85.4
ru→	37.9/84.9	20.9/90.1	24.5/84.2	-	31.9/84.4	40.7/85.2	21.6/90.0	24.4/84.5	-	31.5/84.1
zh→	23.6/80.1	15.3/88.7	17.6/83.9	16.5/87.8	-	23.9/80.0	15.4/88.6	16.4/81.3	15.8/86.1	-
	GPT-MT (full-weight)					GPT-MT (LoRA)				
	en	cs	de	ru	zh	en	cs	de	ru	zh
en→	-	29.2/89.2	31.4/85.7	27.6/87.4	39.2/85.9	-	31.8/89.8	31.5/85.7	28.9/87.5	39.6/85.6
cs→	42.6/85.8	-	25.4/86.6	23.2/89.1	32.1/84.9	45.8/86.6	-	26.1/86.5	23.4/88.8	31.9/84.8
de→	30.8/84.5	22.1/91.1	-	22.9/88.4	33.6/85.6	31.4/84.7	23.8/91.4	-	23.4/88.2	33.2/85.4
ru→	38.4/85.0	20.3/90.1	24.2/84.0	-	31.5/84.3	40.5/85.3	21.6/89.8	24.1/84.4	-	31.5/84.0
zh→	23.6/80.0	15.4/88.7	17.5/83.6	16.3/87.6	-	23.9/80.1	15.0/88.2	16.9/82.6	15.6/86.2	-

Table 13: Performance (SacreBLEU/COMET) on WMT22 and FLORES-200 benchmarks with full-weight and LoRA cross-lingual consistency finetuning on ALMA-13B-Pretrain.

Prompt

Translate this from [src] into [tgt]. Do not provide any explanations or text apart from the translation.\n[src]: <SRC>\n[tgt]:

Table 14: Prompt strategy adopted when using GPTs, where [src] and [tgt] denote the source and target languages, and <SRC> denotes the source sentence.