

# Asynchronous Quantum Repeater using Multiple Quantum Memory

Chen-Long Li,<sup>1</sup> Hua-Lei Yin,<sup>2,1,\*</sup> and Zeng-Bing Chen<sup>1,†</sup>

<sup>1</sup>*National Laboratory of Solid State Microstructures and School of Physics,*

*Collaborative Innovation Center of Advanced Microstructures, Nanjing University, Nanjing 210093, China*

<sup>2</sup>*Department of Physics and Beijing Key Laboratory of Opto-electronic Functional Materials and Micro-nano Devices,*

*Key Laboratory of Quantum State Construction and Manipulation (Ministry of Education),*

*Renmin University of China, Beijing 100872, China*

(Dated: January 12, 2024)

A full-fledged quantum network relies on the formation of entangled links between remote location with the help of quantum repeaters. The famous Duan-Lukin-Cirac-Zoller quantum repeater protocol is based on long distance single-photon interference, which not only requires high phase stability but also cannot generate maximally entangled state. Here, we propose a quantum repeater protocol using the idea of post-matching, which retains the same efficiency as the single-photon interference protocol, reduces the phase-stability requirement and can generate maximally entangled state in principle. Numerical simulations show that our protocol has its superiority by comparing with existing protocols under a generic noise model. Our work provides a promising solution to a long-distance quantum communication link. We believe this represents a crucial step towards the construction of a fully-connected quantum network.

*Introduction.*—Building a connected network with quantum resources holds promise in both secure communication [1, 2] and information processing [3–5], where establishing entanglements over long distances is indispensable. Unfortunately, photons, transferred through the quantum channel, attenuate due to the channel loss, imposing limitations on the communication efficiency. Apart from the photon loss, physical imperfections can induce errors and diminish efficiency as well. Quantum repeaters are introduced to counteract the loss and operation errors stemming from the optical attenuation and physical imperfections and establish entangled qubits between remote locations [6–15].

When encoding quantum information into light, multiple degrees of freedom can be exploited. A qubit can be encoded into the Hilbert subspace spanned by the vacuum state  $|0\rangle$  and the single-photon state  $|1\rangle$ , where the single-photon interference (SPI) can be employed to swap entanglement. The pioneering work of Duan-Lukin-Cirac-Zoller (DLCZ) protocol introduces a quantum repeater protocol that leverages atomic ensembles as quantum memories [6]. In the DLCZ protocol, an atomic ensemble is illuminated by a laser pulse, leading to the emission of a single Stokes photon in the forward direction. The Stokes photons generated from two nodes to be entangled are combined at a beam splitter, where the combined radiation is measured by photodetectors. A successful click projects the joint system of two atomic ensembles into an almost maximally entangled state. Given that in the SPI process only one single photon arrives at the beam splitter, the entanglement efficiency of the DLCZ protocol is proportional to  $\exp[-L/(2L_{\text{att}})]$  with  $L$  the distance between two nodes and  $L_{\text{att}}$  the attenuation distance. Albeit the DLCZ is efficient in entan-

gling, it has inherent drawbacks. The SPI is sensitive to the phase instability, where the path length phase instabilities should be maintained within a fraction of the photon’s wavelength [7]. Consequently, the phase locking is required for compensating the phase fluctuation [16], which poses a significant technical challenge. Furthermore, the SPI in the DLCZ protocol cannot generate a perfect maximally entangled state even without noise due to higher excitation, which poses an inherent restriction on the fidelity of generated entanglement in the ideal case.

Alternatively, a qubit can be encoded into degrees of freedom including the time-bin, polarization, or path of photons, where the two-photon interference (TPI) can be used to swap entanglement [7, 17, 18]. Two atomic ensembles are encoded as one memory qubit at each node [7] and are excited simultaneously by write laser pulses. The two generated Stokes photons at the same node are assumed to have an orthogonal polarization state. Then the Stokes photons from both nodes are directed to a polarization beam splitter and subjected to Bell state measurement to entangle two neighboring memory qubits. Contrary to the SPI, the two-photon Hong-Ou-Mandel-type interference does not necessitate stable phase correlation, thus facilitating experimental implementation. Moreover, the high excitation terms can be automatically eliminated in entanglement swapping, enabling the creation of perfect Bell entanglement in the ideal case. However, since in the process of TPI there are two photons arriving at the middle station, the entanglement efficiency of the quantum repeater protocol based on TPI is proportional to  $\exp(-L/L_{\text{att}})$ .

In this Letter, by leveraging the principle of post-matching in quantum cryptography [2, 19–22], we propose a quantum repeater protocol for establishing remote entangled states via an asynchronous Bell state measurement. Our protocol accomplishes entanglement generation by pairing two successful SPI events. With the

\* hlyin@ruc.edu.cn

† zbchen@nju.edu.cn

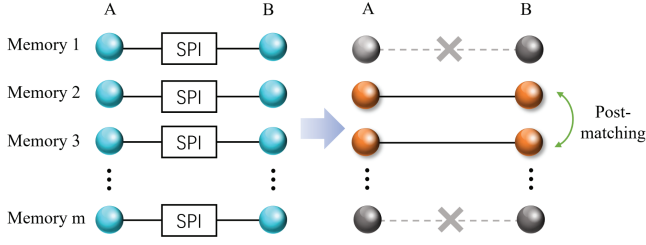


FIG. 1. Structure of our protocol in the elementary link. SPI means single-photon interference. At each memory, node A and B prepare entangled states between the qubit (balls shown in the figure) and the optical mode. Two nodes hold the qubits and send the optical modes to the intermediate station to perform SPI. The intermediate station announces the index of a successful SPI events. Two nodes postmatch two events and form a Bell entanglement between them.

proposed architecture, our protocol retains the same entanglement probability as the SPI protocols, which is proportional to  $\exp[-L/(2L_{\text{att}})]$ . Additionally, our protocol alleviates the long-distance phase stability requirements inherent in TPI. Our work can be applied in various physical systems. By amalgamating the advantages of SPI and TPI, we anticipate that our quantum repeater protocol to provide high efficiency and feasibility for a quantum communication link and to be an essential solution for a fully-connected quantum network.

*Quantum repeater protocol.*—We propose our quantum repeater scheme inspired by the asynchronous post-matching scheme from quantum key distribution [2, 20]. To be specific, in the asynchronous pairing scheme, Alice and Bob send a train of signals to the intermediate station to perform SPI and then a two-photon Bell state is obtained by post-matching two successful SPI events at different time bins. In this scheme, the coincidence probability is proportional to  $\exp[-L/(2L_{\text{att}})]$  with no requirement on phase locking, which is an impressive feature.

Now we introduce our quantum repeater scheme as shown in Fig. 1. At the elementary link,  $m$  quantum memories are located at node A (B) which are used to generate qubit-photon entanglement. At each quantum memory  $l$ , node A (B) prepares a qubit-photon entangled state  $|\phi\rangle_{Aa(Bb)}^l = \sqrt{p}|e, 1\rangle_{Aa(Bb)}^l + \sqrt{1-p}|g, 0\rangle_{Aa(Bb)}^l$  ( $0 < p < 1$ ), where  $|e\rangle_{A(B)}$  and  $|g\rangle_{A(B)}$  are two eigenstates on the  $Z$  basis.  $|0\rangle_{a(b)}$  and  $|1\rangle_{a(b)}$  are the vacuum and single-photon state from node A (B), respectively. Node A and B hold their qubits  $A$  and  $B$  in quantum memories and send the optical modes  $a$  and  $b$  to perform the SPI in the intermediate station. The intermediate station announces the position of a successful SPI and the exact result of the SPI. According to the announcement, node A and B pair two successful SPI events together to generate Bell entanglement between them by performing two-qubit operation and measurements. For instance, when the SPI are successfully performed be-

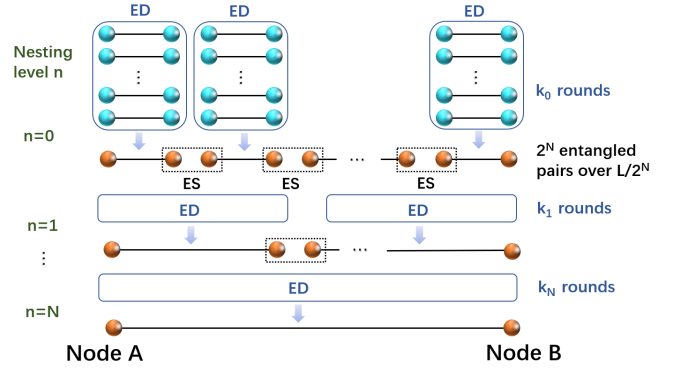


FIG. 2. The quantum repeater structure we consider in the numerical simulation. ES and ED are acronyms of entanglement swapping and entanglement distillation, respectively. We can establish the Bell entanglement at  $2^N$  elementary links covering  $L_0 = L/2^N$ , perform entanglement swapping at all  $N$  nesting levels, and finally obtain the entanglement between node A and B over  $L$ . Furthermore, entanglement distillation can be involved in our quantum repeater structure as shown in the figure.  $k_i$  describes the number of distillation rounds at the  $i$ -th nesting level.

tween memory  $j$  and  $k$ , the state of the joint system is  $|\psi\rangle_{AB}^{jk} = (|eg\rangle_{AB}^j + e^{i\phi}|ge\rangle_{AB}^j)(|eg\rangle_{AB}^k + e^{i\phi}|ge\rangle_{AB}^k)/2$ , where  $\phi$  is the phase difference between the left and the right side channels. A (B) performs CNOT gate on the qubit  $A$  (B) at the memory  $k$  conditioned on the qubit  $A$  (B) at the memory  $j$ . Then the qubit  $A$  (B) at the memory  $k$  is measured on the  $Z$  basis. When the measurement result of  $A$  and  $B$  are both -1, node A and B keep the qubits  $A$  and  $B$  at the memory  $j$ , where the joint system is projected onto the Bell state with  $\phi$  being the global phase, which means the long-distance phase stability requirement is relaxed compared with that of SPI in our protocol. Then high-quality entanglement over longer distance can be established by taking advantage of entanglement swapping and entanglement distillation.

Our protocol retains the same entanglement efficiency as the protocol based on SPI. If  $m$  SPIs are performed at the intermediate station, on average  $m \exp[-L/(2L_{\text{att}})]$  successful events are obtained. By post-matching two successful SPI events which are phase correlated and establishing a TPI result, we can expect the decay of the pairing rate scales as  $(1/2) \exp[-L/(2L_{\text{att}})]$  (see Appendix for a detailed derivation of the pairing rate in the asymptotic regime), which is the same as the scaling of the SPI used in the DLCZ protocol. Therefore, our work retains the same entanglement efficiency as that of the DLCZ protocol and reduces the requirement of long-distance phase stability concurrently. We summarize the above point in Table I, where the requirement on long-distance phase instabilities of our protocol is the same as that of the protocols based on TPI and is looser than that of the protocols based on SPI.

*Numerical simulation.*—In this section, we analyze the performance of our protocol by numerical simulation. As

TABLE I. Comparison among our protocol, protocols based on the single-photon interference (SPI), and protocols based on two-photon interference (TPI). We compare three kinds of protocol in terms of entanglement efficiency, requirements on long-distance phase instabilities, whether need global phase locking, and possible physical systems to implement the protocol. In this table,  $L_{\text{coh}}$  is a photon's coherence length, which is about 3 m for photons generated from atomic ensembles.  $\lambda$  is the wavelength which is about 1  $\mu\text{m}$  for photons generated from atomic ensembles.

Scheme	Our protocol	SPI	TPI
Entanglement efficiency	$O(\exp[-L/(2L_{\text{att}})])$	$O(\exp[-L/(2L_{\text{att}})])$	$O(\exp(-L/L_{\text{att}}))$
Requirement on phase instabilities	$\leq L_{\text{coh}}/10$	$\leq \lambda/10$ [7]	$\leq L_{\text{coh}}/10$ [7]
Avoid global phase locking	$\checkmark$	$\times$	$\checkmark$
Possible physical systems	Single atom, atomic ensemble, trapped ion, NV center, quantum dot, <i>etc.</i>	Single atom [23], atomic ensemble [24], trapped ion [25], NV center [26], quantum dot [27], <i>etc.</i>	Single atom [28, 29], atomic ensemble [30], trapped ion [31], NV center [32], <i>etc.</i>

shown in Fig. 2, to establish entanglement between two nodes linked by a quantum channel over long distances, entanglement swapping are used to link the Bell entanglement at the elementary level. To be specific, an entanglement over the distance  $L$  can be generated by the entanglement swapping of two entangled states over  $L/2$ . Similarly, we can create the entangled state over  $L/2$  by swapping the entanglements over  $L/4$ . Therefore, we can establish the Bell entanglement at  $2^N$  elementary links covering  $L_0 = L/2^N$ , perform entanglement swapping at  $N$  levels, and finally obtain the entanglement between two nodes over  $L$ .  $N$  is called the nesting level [8]. To improve the fidelity of the generated entanglement, distillation protocols [33–36] can be inserted into quantum repeater protocol. We define an  $(N + 1) - d$  vector  $\vec{k} = (k_0, \dots, k_N)$  with each component  $k_i$  describing the number of distillation rounds at the nesting level  $i$ . In the numerical simulation, we consider the *Oxford protocol* with local  $\pi/2$  ( $-\pi/2$ ) rotation about the  $X$  axis and the CNOT operation involved [36].

To quantify the performance of our proposed quantum repeater protocol, we calculate the repeater rate that is the number of entangled pairs generated between two end nodes over  $L$  per second. The repeater rate can be defined by the reciprocal value of the time  $T_0\tau(k_N, N)$  needed to establish entangled pair between two end nodes over long distance.  $T_0 = L_0/c$  with  $L_0 = L/2^N$  and  $c$  the speed of light in optical fiber is the time of classical communication over  $L_0$ .  $N$  is the maximal number of nesting level and  $k_N$  is the corresponding number of distillation round. In Appendix, we present how to derive the expression of  $\tau(k_N, N)$ .

In the realistic scenario, the existence of noise will affect the quality of generated entanglement. To take the noise in consideration, we adopt a generic gate model with the depolarizing noise [33, 37]. For instance, a noisy gate  $O_{12}$  acts on a two-qubit state  $\rho_{12}$  following  $O_{12}(\rho_{12}) = p_G O_{12}^{\text{ideal}}(\rho_{12}) + (1 - p_G)\mathbb{I}_{12}/4$ , where  $p_G$  is the gate quality. In our simulation, we consider the effect of an imperfect CNOT gate, which is involved in our proposed protocol, the entanglement swapping, and the *Oxford* distillation protocol. With the depolarizing model, we can calculate how the entanglement evolves

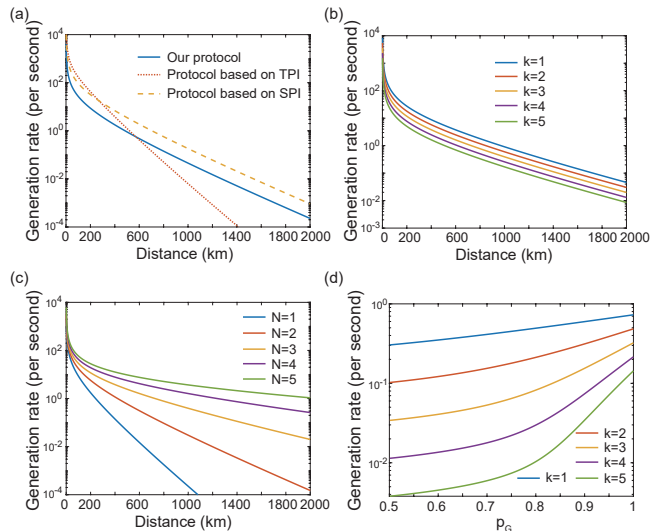


FIG. 3. Numerical result of the proposed protocol. (a) The entanglement generation rate at different distances of our protocol, protocol based on SPI [6], and protocol based on TPI [7] with  $N = 2$ ,  $\vec{k} = (2, 0, 0)$ , and  $p_G = 0.995$ . We plot the curve of our protocol with solid line and plot other protocols with dashed lines. (b) Rate-distance curves of our protocol under various numbers of distillation round with  $N = 3$  and  $p_G = 0.995$ . (c) Rate-distance relation of our protocol under different maximal number of nesting level with  $k = 3$  and  $p_G = 0.995$ . (d) Rate- $p_G$  relation of our protocol under different value of  $k$  with  $N = 2$  and  $L = 600$  km.

during the quantum repeater protocol and obtains the repeater rate. See Appendix for details of the evolution of the entangled state.

We present our numerical result in Fig. 3. In the numerical simulation, we consider a simple distillation strategy, where the distillation is performed only before the first-level entanglement swapping, which indicates  $\vec{k} = (k, 0, \dots, 0)$ . Thus we use the parameter  $k$  to describe the total number of the first distillation round in our numerical result. As shown in Fig. 3 (a), we plot the entanglement generation rate-distance relation of our protocol, protocol based on SPI [6], and protocol based on TPI [7] with  $N = 2$ ,  $k = 2$ , and  $p_G = 0.995$  (See Appendix for

details). Here we assume an ideal Bell entanglement at the elementary link for protocols based on SPI and TPI. From our result, our protocol shares a similar slope with the protocol based on SPI, while the protocol based on TPI shows a lower slope and rate at long distances. Furthermore, our protocol reduces the requirement of phase stabilization as the protocol based on TPI. Therefore, this figure shows the most critical feature of our protocol. In Fig. 3 (b), we fix the maximal nesting level of our protocol  $N = 3$  and plot the rate-distance relation with various numbers of distillation round  $k$ . The entanglement generation rate decreases as  $k$  increases since more distillation rounds means longer time consumption. We plot the rate-distance relation with different nesting levels and fixed  $k$  in Fig. 3 (c). Because a larger  $N$  means a shorter distance of elementary distance  $L_0 = L/2^N$ , the slope of the curve increases as  $N$  grows, which means more repeater station can enhance the communication efficiency. In Fig. 3 (d) we show the rate- $p_G$  relation.  $p_G$  affects the fidelity of generated entangled pair, which will cause error in cryptographic application [38, 39].

*Discussion.*—Our scheme is a combination of quantum communication and quantum computing system including the generation of qubit-photon entanglement, CNOT gate, and projection on the  $Z$  basis. Thus a number of other physical system can be imagined to realize our protocol as long as they can perform universal quantum gate and have light-matter interface as shown in Table I. The trapped ion system is one of the leading technology platforms for quantum computing due to the ion’s robust lifetime, long internal-state coherence, and strong ion-ion interactions [40]. Single-qubit gates [41], two-qubit gates [42], and qubit state preparation and readout [43] have been successfully performed using trapped ion system with high fidelity. The newborn ion is loaded into the trap and cooled through laser-ion interaction to work as a qubit. Then the cooled ion is manipulated by the laser with a proper frequency, time interval, and phase to realize a universal set of gates [44, 45]. Finally, the ion can be readout by resonance fluorescence with high accuracy. Another example would be a nonlinear superconducting element comprising of Josephson junction placed inside a microwave cavity. Such system generates cat states when it is driven by a two-photon drive, which can be used as logical qubits [46–48]. By using detunings and additional single photon drives, quantum gates can be performed in this system. Furthermore, by tuning control pulse, the cat state of the microwave cavity and the Fock state can be converted into each other with high fidelity. This coupled cavity system meets the criteria of universal quantum gate and light-matter interface, and thus it is a promising candidate of our protocol.

In summary, we introduce the asynchronous quantum repeater protocol that leverages the principle of post-matching. We pair two successful SPI events and form a Bell entangled state with CNOT gate and  $Z$ -basis measurement. Consequently, our protocol achieves the same entanglement efficiency as the quantum repeater proto-

col based on SPI. Additionally, our protocol alleviates the long-distance phase stability requirement, similar to protocols based on TPI. Therefore, our protocol inherits the advantages of both SPI and TPI-based protocols. Given the benefits in communication efficiency and information processing, we posit that a full functional quantum node, capable of both communication and information processing, can be constructed. This represents a crucial step towards a fully-connected quantum network.

We gratefully acknowledge the supports from the National Natural Science Foundation of China (No. 12274223), the Program for Innovative Talents and Entrepreneurs in Jiangsu (No. JSSCRC2021484). C.-L.L. and H.-L.Y. contributed equally to this work.

## Appendix A: Review of quantum repeater protocols

In the main text, we compare the entanglement efficiency of our proposed protocol with that of protocols with entanglement generation based on SPI and TPI. Therefore, here we briefly review these protocols.

### 1. Quantum repeater protocol based on SPI

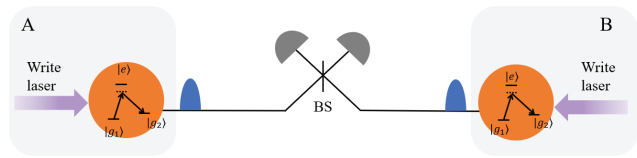


FIG. 4. The schematic of the protocol based on SPI. The atomic ensembles or trapped ions located at both end nodes A and B are composed of three-level systems with two ground states  $g_1$  and  $g_2$  and an excited state  $e$ , where at the beginning, all atoms are in the state  $g_1$ . A write laser leads to the spontaneous emission of the Stokes photons, which is then used to perform SPI. The generated Stokes photons are transmitted through quantum channel and combined on a beam splitter (BS) at an intermediate station.

The entanglement generation based on SPI can be performed on various physical systems. Here we take the DLCZ protocol which is based on the atomic ensembles as an example [6].

The DLCZ protocol creates an atomic excitation-single photon entanglement using atomic ensembles and the photons can entangle two distant ensembles by SPI [6]. To be specific, as shown in Fig. 4, the atomic ensembles are composed of three-level systems with two ground states  $g_1$  and  $g_2$  and an excited state  $e$ , where at the beginning, all atoms are in the state  $g_1$ . A write laser leads to the spontaneous emission of the Stokes photons, which is then used to perform SPI. In this process, the generation of two or more Stokes photons and the same number of atomic excitations are still possible, which is an

important limiting factor in the quantum repeater protocol [6, 8].

Now we present the principle of the creation of Bell entanglement at the elementary link. The two ensembles located at two end nodes of one elementary link are simultaneously excited by a write laser and the state of the joint system is [8]

$$\left[1 + \frac{p}{2}(s_a^\dagger a^\dagger e^{i\phi_a} + s_b^\dagger b^\dagger e^{i\phi_b}) + O(p)\right] |0\rangle. \quad (\text{A1})$$

$a$  ( $b$ ) and  $s_a$  ( $s_b$ ) are annihilation operators of the Stokes photon and the atomic excitation associated with the corresponding ensembles.  $\phi_{a(b)}$  is the phase of the pump laser.  $\frac{p}{2}$  is the probability of the emission of a single Stokes photon. Here we only consider when there is only one Stokes photon and  $O(p)$  represents the multiphoton terms as we have mentioned above. The generated Stokes photons are transmitted through quantum channel and combined on a beam splitter at an intermediate station. A successful SPI projects the state of the two atomic ensembles in

$$\begin{aligned} |\psi\rangle_{ab} &= \frac{1}{\sqrt{2}} \left( s_a^\dagger + s_b^\dagger e^{i\theta_{ab}} \right) |0\rangle \\ &= \frac{1}{\sqrt{2}} (|10\rangle_{ab} + e^{i\theta_{ab}} |01\rangle_{ab}). \end{aligned} \quad (\text{A2})$$

$|0\rangle_{a(b)}$  denotes an ensemble with no atomic excitation, and  $|1\rangle_{a(b)}$  denotes the storage of a single atomic excitation.  $\theta_{ab}$  is the phase difference. From the state of the two ensembles, we can observe that a single atomic excitation is delocalized between two end nodes. Taking into account the imperfection of detectors  $\eta_d$ , the success probability of the entanglement generation of the above process is given by  $p\eta_d \exp(-L/2L_{att})$  with  $\eta_d$  the detection efficiency.

If we consider a trapped ion system where the entanglement between the atom and the photon is  $(\sqrt{1-p} + \sqrt{p}s^\dagger a^\dagger)|0\rangle$ , the success probability of entanglement generation at the elementary link is  $2p(1-p)\eta_d \exp(-L/2L_{att})$ .

## 2. Quantum repeater protocol based on TPI

Here we illustrate the scheme of entanglement generation based on TPI in the trapped ion system [49].

At two end nodes of an elementary link, each node holds a trapped ion with a  $\lambda$  system of energy levels. Specifically, the excited state  $|e\rangle$  can decay into two degenerate metastable states  $|s_1\rangle$  and  $|s_2\rangle$  by emitting a photon into one of the two orthogonal polarization modes  $a_1$  or  $a_2$ , where the probabilities of the transition from the excited state to two metastable states are identical.

Now we explain how the Bell entanglement is established at the elementary link. The two end nodes both excite their ion into the excited state  $|e\rangle_{A(B)}$ . When each

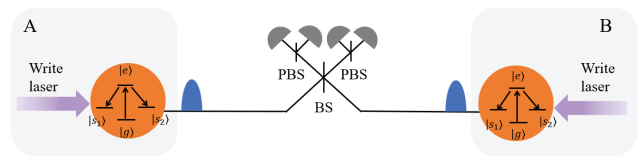


FIG. 5. The schematic of the protocol based on TPI. At two end nodes, A and B each holds a trapped ion with a  $\lambda$  system of energy levels, where the excited state  $|e\rangle$  can decay into two degenerate metastable states  $|s_1\rangle$  and  $|s_2\rangle$  by emitting a photon into one of the two orthogonal polarization modes. The two end nodes both excite their ion into the excited state  $|e\rangle_{A(B)}$  and the ion emits a single photon. The emitted photons propagate to an intermediate station where the TPI is performed by a Bell state analyzer composed of beam splitter (BS) and polarizing beam splitters (PBSs).

ion emits a photon, the joint system of both ions and photons is

$$\frac{1}{2} \left( |s_1\rangle_A a_1^\dagger + |s_2\rangle_A a_2^\dagger \right) \left( |s_1\rangle_B b_1^\dagger + |s_2\rangle_B b_2^\dagger \right) |0\rangle, \quad (\text{A3})$$

where each ion is maximally entangled with the emitted photon. The emitted photons propagate to an intermediate station where the TPI is performed. The TPI is realized by Bell state analyzer composed of linear optical elements. The Bell state analyzer can detect two Bell states  $|\psi^\pm\rangle = (1/\sqrt{2})(a_1^\dagger b_2^\dagger \pm a_2^\dagger b_1^\dagger)|0\rangle$  out of four Bell states. While the two remaining states  $|\phi^\pm\rangle$  cannot be distinguished at the same time without non-linear optical elements. The detection of the two photons in the state  $|\psi^\pm\rangle$  projects the state of the two ions located at end nodes into the Bell state as well  $(1/\sqrt{2})(|s_1, s_2\rangle_{AB} \pm |s_2, s_1\rangle_{AB})$ , where the phases acquired by both photons are global. Considering the detection imperfection  $\eta_d$ , the success probability of the TPI is  $(1/2)\eta_d^2 \exp(-L/L_{att})$ .

## Appendix B: Pairing efficiency at the elementary link

In this section, we derive the pairing efficiency  $\bar{n}/m$  with  $\bar{n}$  the average number of final Bell entanglement at the elementary link and  $m$  the number of quantum memories. We denote the success probability of SPI as  $p_S$  and the probability of successful post-matching as  $p_m$ .  $p_S$  can be calculated according to [25] and the formula of  $p_m$  is given in Appendix D.

Now we present how to calculate  $\bar{n}$ . Before the CNOT operation and  $Z$ -basis measurement,  $m$  SPIs are performed and the probability of obtaining  $l$  pairs is

$$f_{l|m} = B_{2l|m}(p_S) + B_{2l+1|m}(p_S) \quad (\text{B1})$$

with  $l = 0, 1, \dots, (m-1)/2$  when  $m$  is odd and  $l = 0, 1, \dots, m/2$  when  $m$  is even.  $B_{k|m}(p)$  is the binomial distribution with

$$B_{k|m}(p) = \binom{m}{k} p^k (1-p)^{m-k}. \quad (\text{B2})$$

Note that when  $m$  is even, we have  $f_{\frac{m}{2}|m} = B_{m|m}(p_S) = p_S^m$  which is inconsistent with Eq. (B1). In order to obtain  $l$  pairs,  $2l$  or  $2l + 1$  successful SPI events are required and thus  $f_{l|m}$  is the summation of  $B_{2l|m}(p_S)$  and  $B_{2l+1|m}(p_S)$ . After obtaining  $l$  pairs, the CNOT operation and  $Z$ -basis measurement are performed and the probability of obtaining  $n$  final Bell entanglement from  $l$  pairs at the elementary link is  $B_{n|l}(p_m)$ .

Combining our results, we have the probability of obtaining  $n$  Bell entanglement at the elementary link from  $m$  SPIs

$$P_{n|m} = \sum_{l=n} B_{n|l}(p_m) f_{l|m}. \quad (\text{B3})$$

Correspondingly the average number of  $n$  is

$$\bar{n} = \sum_{n=0} n P_{n|m} = \sum_{n=0} n \sum_{l=n} B_{n|l}(p_m) f_{l|m}. \quad (\text{B4})$$

When  $m$  is odd, we have

$$\begin{aligned} \bar{n} &= \sum_{n=0}^{(m-1)/2} \sum_{l=n}^{(m-1)/2} n B_{n|l}(p_m) f_{l|m} \\ &= \frac{m}{2} p_m [p_S - p_S(1-p_S)^{m-1}] - \frac{1}{2} p_m \sum_{l=1}^{(m-1)/2} B_{2l+1|m}(p_S). \end{aligned} \quad (\text{B5})$$

In the asymptotic regime ( $m \rightarrow \infty$ ), we can conclude that

$$\frac{\bar{n}}{m} = \frac{1}{2} p_m p_S. \quad (\text{B6})$$

### Appendix C: Calculating the average time required to establish entanglement over long distances

In this section, we calculate the average time required to establish entangled pairs between two end nodes over long distance  $L$ .

We first calculate the average time  $\tau(0, 0)$  (given in units of  $T_0$ ) for entanglement generation at the elementary link. The probability of consuming  $nT_0$  to generate Bell pair is given by the geometric distribution

$$P(n, p_0) = (1 - p_0)^{n-1} p_0, \quad (\text{C1})$$

where  $p_0$  is the success probability of generating Bell pair at the elementary link according to the proposed protocol and is given by Eq. (B6). Then it is direct to calculate the average time  $\tau(0, 0) = \sum_n n P(n, p_0) = p_0^{-1}$ .

Then we derive a recurrence formula to calculate the average time  $\tau(k_N, N)$ . We denote the success probability of entanglement distillation at  $k_N$ -the round of the  $N$ -th nesting level as  $P_{\text{ED}}(k_N, N)$ . Following a similar argument as the above derivation,  $\tau(k_N, N)$  is given by  $P_{\text{ED}}^{-1}(k_N, N)$  in the units of the average time of obtaining

two successful  $(k_N - 1)$ -th round distillation events and classical communication. In order to implement the  $k_N$ -th round distillation, two  $(k_N - 1)$ -th round distillation events have to succeed. According to Ref. [8], the average time of obtaining two successful  $(k_N - 1)$ -th round distillation events is given by  $(3/2)\tau(k_N - 1, N)$  where the factor  $3/2$  is a numerical approximation. Apart from two pairs generated from the  $(k_N - 1)$ -th round distillation, we need classical communication over  $2^N L_0$  to acknowledge the result of the distillation. Based on the above discussion, we have the following recurrence formula to calculate  $\tau(k_N, N)$  ( $k_N > 0$ )

$$\tau(k_N, N) = \frac{1}{P_{\text{ED}}(k_N, N)} \left[ \frac{3}{2} \tau(k_N - 1, N) + 2^N \right]. \quad (\text{C2})$$

We will not stop here. To solve the analytical expression of  $\tau(k_N, N)$ , we need another recurrence formula for  $\tau(0, N)$  that is the average time needed before the first round distillation at the nesting level  $N$ . As shown in the quantum repeater structure in the main text, before the first round distillation at the nesting level  $N$ , two  $k_{N-1}$ -th round distillation and the entanglement swapping have to succeed at the nesting level  $N-1$ . Therefore, following the same derivation, we can give the recurrence formula

$$\tau(0, N) = \frac{1}{P_{\text{ES}}(N)} \left[ \frac{3}{2} \tau(k_{N-1}, N-1) + 2^{N-1} \right] \quad (\text{C3})$$

with  $P_{\text{ES}}(N)$  the success probability of entanglement swapping at the nesting level  $N$ . The factor  $3/2$  exists for a similar reason as we discussed above.  $2^{N-1}$  given in units of  $T_0$  is the classical communication time for acknowledging the success of swapping.

Now we can give the analytical formula of  $\tau(k_N, N)$  by solving the recurrence relation. According to Eq. (C2), we have

$$\begin{aligned} \tau(k_N, N) &= \tau(0, N) \left( \frac{3}{2} \right)^{k_N} \prod_{j=0}^{k_N-1} P_{\text{ED}}^{-1}(k_N - j, N) + \\ &= 2^N \sum_{i=0}^{k_N-1} \left( \frac{3}{2} \right)^i \prod_{j=0}^i P_{\text{ED}}^{-1}(k_N - j, N) \\ &=: \tau(0, N) \alpha(N) + \beta(N). \end{aligned} \quad (\text{C4})$$

We insert Eq. (C3) into Eq. (C4) and have

$$\tau(k_N, N) = \frac{\alpha(N)}{P_{\text{ES}}(N)} \left( \frac{3}{2} \tau(k_{N-1}, N-1) + 2^{N-1} \right) + \beta(N). \quad (\text{C5})$$

This is another recurrence formula and we can repeat the

above process until

$$\begin{aligned} \tau(k_N, N) &= \tau(k_0, 0) \left(\frac{3}{2}\right)^N \prod_{j=0}^{N-1} \frac{\alpha(N-j)}{P_{\text{ES}}(N-j)} + \\ &\sum_{i=1}^N \left(\frac{3}{2}\right)^{N-i} 2^{i-1} \prod_{j=0}^{N-i} \frac{\alpha(N-j)}{P_{\text{ES}}(N-j)} + \\ &\sum_{i=1}^N \left(\frac{3}{2}\right)^{N-i} \beta(i) \prod_{j=0}^{N-i-1} \frac{\alpha(N-j)}{P_{\text{ES}}(N-j)}, \end{aligned} \quad (\text{C6})$$

where  $\tau(k_0, 0)$  can be replaced by  $\tau(0, 0)\alpha(0) + \beta(0)$ .

#### Appendix D: Evolution of the entangled state under the noisy two-qubit gate

In this section, we present how the generated entanglement evolves during the quantum repeater protocol.

##### 1. Our protocol

In our protocol, we transform two entangled states generated through SPI into a Bell state without phase difference by performing the CNOT operation and  $Z$ -basis measurement. In this process, the imperfection of the CNOT gate will affect the success probability and the fidelity of the generated state.

We start with the state  $\rho = |\psi\rangle_{AB}^{jk} \langle\psi|$  of the joint system of memory  $j$  and  $k$  as given in the main text where SPIs are successfully performed. After both end nodes applying the noisy CNOT gate on  $\rho$ , they measure the qubits  $A$  and  $B$  stored in memory  $k$  on the  $Z$  basis. Ideally, the probability of the successful post-matching is  $p_m = 1/2$ . However, when taking the imperfect operation in consideration, this probability is transformed to  $p_m = 1/4 + p_G/4$ . When  $p_G = 1$  (*i. e.* a perfect CNOT gate), the probability reduces to the ideal case. If the post-matching is successful, the state of the generated noisy Bell pair at the elementary link can be given by the following density matrix

$$\begin{pmatrix} \frac{1+3p_G}{4(1+p_G)} & 0 & 0 & \frac{p_G}{1+p_G} \\ 0 & \frac{1-p_G}{4(1+p_G)} & 0 & 0 \\ 0 & 0 & \frac{1-p_G}{4(1+p_G)} & 0 \\ \frac{p_G}{1+p_G} & 0 & 0 & \frac{1+3p_G}{4(1+p_G)} \end{pmatrix} \quad (\text{D1})$$

under the Hilbert space spanned by  $\{|gg\rangle, |ge\rangle, |eg\rangle, |ee\rangle\}$ . Note that we apply a  $\sigma_x$  gate in calculating the matrix (D1) to obtain the Bell state  $|\phi^{+/-}\rangle$  in the ideal case. This state is diagonal under the basis composed by

the Bell states  $\{|\phi^+\rangle, |\phi^-\rangle, |\psi^+\rangle, |\psi^-\rangle\}$

$$\begin{pmatrix} \frac{1+7p_G}{4(1+p_G)} & 0 & 0 & 0 \\ 0 & \frac{1-p_G}{4(1+p_G)} & 0 & 0 \\ 0 & 0 & \frac{1-p_G}{4(1+p_G)} & 0 \\ 0 & 0 & 0 & \frac{1-p_G}{4(1+p_G)} \end{pmatrix}. \quad (\text{D2})$$

We write the generated state into the diagonal style to be fit for the following analysis considering the effect of entanglement distillation and entanglement swapping.

##### 2. Entanglement swapping

Suppose the input state is  $\rho_{ab} \otimes \rho_{cd}$ . The entanglement swapping start with applying a CNOT gate on  $c$  conditioned on  $b$ . Then one output system is measured in the computational basis  $\{|0\rangle, |1\rangle\}$  and the other one is measured in the basis  $\{(|0\rangle + |1\rangle)/\sqrt{2}, (|0\rangle - |1\rangle)/\sqrt{2}\}$ . Finally a single-qubit gate is performed depending on the measurement result.

Now we present the state after entanglement swapping. If the input state is diagonal in the Bell basis, *i. e.*  $\rho_{ab} = \rho_{cd} = A|\phi^+\rangle\langle\phi^+| + B|\phi^-\rangle\langle\phi^-| + C|\psi^+\rangle\langle\psi^+| + D|\psi^-\rangle\langle\psi^-|$ , the resulting state of  $a$  and  $d$  is still diagonal with coefficients given by [38]

$$\begin{aligned} A' &= \frac{1-p_G}{4} + p_G(A^2 + B^2 + C^2 + D^2), \\ B' &= \frac{1-p_G}{4} + 2p_G(AB + CD), \\ C' &= \frac{1-p_G}{4} + 2p_G(AC + BD), \\ D' &= \frac{1-p_G}{4} + 2p_G(AD + BC). \end{aligned} \quad (\text{D3})$$

Note that here we consider an ideal detector and in this case the entanglement swapping is deterministic.

##### 3. Entanglement distillation

We consider the *Oxford* distillation protocol in our work [36]. Similarly, when the input state is a Bell diagonal state, the output state of the distillation is still Bell diagonal with the following coefficients [38]

$$\begin{aligned} A' &= \{1 + p_G^2[(A - B - C + D)(3A + B \\ &\quad + C + 3D) + 4(A - D)^2]\}/(8P_{\text{ED}}(k_N, N)), \\ B' &= \{1 - p_G^2[A^2 + 2A(B + C - 7D) \\ &\quad + (B + C + D)^2]\}/(8P_{\text{ED}}(k_N, N)), \\ C' &= \{1 + p_G^2[4(B - C)^2 - (A - B - C + D) \\ &\quad (A + 3B + 3C + D)]\}/(8P_{\text{ED}}(k_N, N)), \\ D' &= \{1 - p_G^2[A^2 + 2A(B + C + D) + B^2 \\ &\quad + 2B(D - 7C) + (C + D)^2]\}/(8P_{\text{ED}}(k_N, N)). \end{aligned} \quad (\text{D4})$$

$P_{\text{ED}}(k_N, N)$  is the success probability of the  $k_N$ -th round distillation at the  $N$ -th nesting level, where  $P_{\text{ED}}(k_N, N) = (1/2)[1 + p_G^2(2A_{k_N-1} + 2D_{k_N-1} - 1)^2]$ .

- 
- [1] C. H. Bennett and S. J. Wiesner, Communication via one- and two-particle operators on Einstein-Podolsky-Rosen states, *Phys. Rev. Lett.* **69**, 2881 (1992).
- [2] Y.-M. Xie, Y.-S. Lu, C.-X. Weng, X.-Y. Cao, Z.-Y. Jia, Y. Bao, Y. Wang, Y. Fu, H.-L. Yin, and Z.-B. Chen, Breaking the rate-loss bound of quantum key distribution with asynchronous two-photon interference, *PRX Quantum* **3**, 020315 (2022).
- [3] F. Arute, K. Arya, R. Babbush, D. Bacon, J. C. Bardin, R. Barends, R. Biswas, S. Boixo, F. G. Brandao, D. A. Buell, *et al.*, Quantum supremacy using a programmable superconducting processor, *Nature* **574**, 505 (2019).
- [4] H.-S. Zhong, H. Wang, Y.-H. Deng, M.-C. Chen, L.-C. Peng, Y.-H. Luo, J. Qin, D. Wu, X. Ding, Y. Hu, *et al.*, Quantum computational advantage using photons, *Science* **370**, 1460 (2020).
- [5] M.-G. Zhou, X.-Y. Cao, Y.-S. Lu, Y. Wang, Y. Bao, Z.-Y. Jia, Y. Fu, H.-L. Yin, and Z.-B. Chen, Experimental quantum advantage with quantum coupon collector, *Research* **2022**, 9798679 (2022).
- [6] L.-M. Duan, M. D. Lukin, J. I. Cirac, and P. Zoller, Long-distance quantum communication with atomic ensembles and linear optics, *Nature* **414**, 413 (2001).
- [7] B. Zhao, Z.-B. Chen, Y.-A. Chen, J. Schmiedmayer, and J.-W. Pan, Robust creation of entanglement between remote memory qubits, *Phys. Rev. Lett.* **98**, 240502 (2007).
- [8] N. Sangouard, C. Simon, H. de Riedmatten, and N. Gisin, Quantum repeaters based on atomic ensembles and linear optics, *Rev. Mod. Phys.* **83**, 33 (2011).
- [9] K. Azuma, S. E. Economou, D. Elkouss, P. Hilaire, L. Jiang, H.-K. Lo, and I. Tzitrin, Quantum repeaters: From quantum networks to the quantum internet, *Rev. Mod. Phys.* **95**, 045006 (2023).
- [10] W. Munro, K. Harrison, A. Stephens, S. Devitt, and K. Nemoto, From quantum multiplexing to high-performance quantum networking, *Nature Photonics* **4**, 792 (2010).
- [11] W. J. Munro, A. M. Stephens, S. J. Devitt, K. A. Harrison, and K. Nemoto, Quantum communication without the necessity of quantum memories, *Nat. Photonics* **6**, 777 (2012).
- [12] A. G. Fowler, D. S. Wang, C. D. Hill, T. D. Ladd, R. Van Meter, and L. C. L. Hollenberg, Surface code quantum communication, *Phys. Rev. Lett.* **104**, 180503 (2010).
- [13] S. Muralidharan, J. Kim, N. Lütkenhaus, M. D. Lukin, and L. Jiang, Ultrafast and fault-tolerant quantum communication across long distances, *Phys. Rev. Lett.* **112**, 250501 (2014).
- [14] K. Azuma, K. Tamaki, and H.-K. Lo, All-photon quantum repeaters, *Nat. Commun.* **6**, 6787 (2015).
- [15] C.-L. Li, Y. Fu, W.-B. Liu, Y.-M. Xie, B.-H. Li, M.-G. Zhou, H.-L. Yin, and Z.-B. Chen, All-photon quantum repeater for multipartite entanglement generation, *Opt. Lett.* **48**, 1244 (2023).
- [16] Y. Yu, F. Ma, X.-Y. Luo, B. Jing, P.-F. Sun, R.-Z. Fang, C.-W. Yang, H. Liu, M.-Y. Zheng, X.-P. Xie, *et al.*, Entanglement of two quantum memories via fibres over dozens of kilometres, *Nature* **578**, 240 (2020).
- [17] H. Weinfurter, Experimental bell-state analysis, *Europhys. Lett.* **25**, 559 (1994).
- [18] L. Jiang, J. M. Taylor, and M. D. Lukin, Fast and robust approach to long-distance quantum communication with atomic ensembles, *Phys. Rev. A* **76**, 012301 (2007).
- [19] Y.-S. Lu, X.-Y. Cao, C.-X. Weng, J. Gu, Y.-M. Xie, M.-G. Zhou, H.-L. Yin, and Z.-B. Chen, Efficient quantum digital signatures without symmetrization step, *Opt. Express* **29**, 10162 (2021).
- [20] P. Zeng, H. Zhou, W. Wu, and X. Ma, Mode-pairing quantum key distribution, *Nat. Commun.* **13**, 3903 (2022).
- [21] L. Zhou, J. Lin, Y.-M. Xie, Y.-S. Lu, Y. Jing, H.-L. Yin, and Z. Yuan, Experimental quantum communication overcomes the rate-loss limit without global phase tracking, *Phys. Rev. Lett.* **130**, 250801 (2023).
- [22] H.-T. Zhu, Y. Huang, H. Liu, P. Zeng, M. Zou, Y. Dai, S. Tang, H. Li, L. You, Z. Wang, Y.-A. Chen, X. Ma, T.-Y. Chen, and J.-W. Pan, Experimental mode-pairing measurement-device-independent quantum key distribution without global phase locking, *Phys. Rev. Lett.* **130**, 030801 (2023).
- [23] C.-W. Chou, J. Laurat, H. Deng, K. S. Choi, H. de Riedmatten, D. Felinto, and H. J. Kimble, Functional quantum nodes for entanglement distribution over scalable quantum networks, *Science* **316**, 1316 (2007).
- [24] C.-W. Chou, H. De Riedmatten, D. Felinto, S. V. Polyakov, S. J. Van Enk, and H. J. Kimble, Measurement-induced entanglement for excitation stored in remote atomic ensembles, *Nature* **438**, 828 (2005).
- [25] L. Slodička, G. Hétet, N. Röck, P. Schindler, M. Hennrich, and R. Blatt, Atom-atom entanglement by single-photon detection, *Phys. Rev. Lett.* **110**, 083603 (2013).
- [26] P. C. Humphreys, N. Kalb, J. P. Morits, R. N. Schouten, R. F. Vermeulen, D. J. Twitchen, M. Markham, and R. Hanson, Deterministic delivery of remote entanglement on a quantum network, *Nature* **558**, 268 (2018).
- [27] A. Delteil, Z. Sun, W.-b. Gao, E. Togan, S. Faelt, and A. Imamoğlu, Generation of heralded entanglement between distant hole spins, *Nat. Phys.* **12**, 218 (2016).
- [28] J. Hofmann, M. Krug, N. Ortegel, L. Gérard, M. Weber, W. Rosenfeld, and H. Weinfurter, Heralded entanglement between widely separated atoms, *Science* **337**, 72 (2012).
- [29] C. Nölleke, A. Neuzner, A. Reiserer, C. Hahn, G. Rempe, and S. Ritter, Efficient teleportation between remote single-atom quantum memories, *Phys. Rev. Lett.* **110**, 140403 (2013).
- [30] Z.-S. Yuan, Y.-A. Chen, B. Zhao, S. Chen, J. Schmiedmayer, and J.-W. Pan, Experimental demonstration of a bdcz quantum repeater node, *Nature* **454**, 1098 (2008).
- [31] L. J. Stephenson, D. P. Nadlinger, B. C. Nichol, S. An, P. Drmota, T. G. Ballance, K. Thirumalai, J. F. Goodwin, D. M. Lucas, and C. J. Ballance, High-rate, high-fidelity entanglement of qubits across an elementary quantum network, *Phys. Rev. Lett.* **124**, 110501 (2020).
- [32] B. Hensen, H. Bernien, A. E. Dréau, A. Reiserer, N. Kalb, M. S. Blok, J. Ruitenberg, R. F. Vermeulen, R. N. Schouten, C. Abellán, *et al.*, Loophole-free bell inequality violation using electron spins separated by 1.3 kilometres, *Nature* **526**, 682 (2015).
- [33] W. Dür, H.-J. Briegel, J. I. Cirac, and P. Zoller, Quantum repeaters based on entanglement purification, *Phys. Rev. A* **59**, 169 (1999).



- [34] C. H. Bennett, D. P. DiVincenzo, J. A. Smolin, and W. K. Wootters, Mixed-state entanglement and quantum error correction, *Phys. Rev. A* **54**, 3824 (1996).
- [35] C. H. Bennett, G. Brassard, S. Popescu, B. Schumacher, J. A. Smolin, and W. K. Wootters, Purification of noisy entanglement and faithful teleportation via noisy channels, *Phys. Rev. Lett.* **76**, 722 (1996).
- [36] D. Deutsch, A. Ekert, R. Jozsa, C. Macchiavello, S. Popescu, and A. Sanpera, Quantum privacy amplification and the security of quantum cryptography over noisy channels, *Phys. Rev. Lett.* **77**, 2818 (1996).
- [37] H.-J. Briegel, W. Dür, J. I. Cirac, and P. Zoller, Quantum repeaters: The role of imperfect local operations in quantum communication, *Phys. Rev. Lett.* **81**, 5932 (1998).
- [38] S. Abruzzo, S. Bratzik, N. K. Bernardes, H. Kampermann, P. van Loock, and D. Bruß, Quantum repeaters and quantum key distribution: Analysis of secret-key rates, *Phys. Rev. A* **87**, 052315 (2013).
- [39] S. Bratzik, S. Abruzzo, H. Kampermann, and D. Bruß, Quantum repeaters and quantum key distribution: The impact of entanglement distillation on the secret key rate, *Phys. Rev. A* **87**, 062335 (2013).
- [40] C. D. Bruzewicz, J. Chiaverini, R. McConnell, and J. M. Sage, Trapped-ion quantum computing: Progress and challenges, *Appl. Phys. Rev.* **6**, 021314 (2019).
- [41] K. R. Brown, A. C. Wilson, Y. Colombe, C. Ospelkaus, A. M. Meier, E. Knill, D. Leibfried, and D. J. Wineland, Single-qubit-gate error below  $10^{-4}$  in a trapped ion, *Phys. Rev. A* **84**, 030303 (2011).
- [42] J. Benhelm, G. Kirchmair, C. F. Roos, and R. Blatt, Towards fault-tolerant quantum computing with trapped ions, *Nat. Phys.* **4**, 463 (2008).
- [43] A. H. Myerson, D. J. Szwer, S. C. Webster, D. T. C. Allcock, M. J. Curtis, G. Imreh, J. A. Sherman, D. N. Stacey, A. M. Steane, and D. M. Lucas, High-fidelity readout of trapped-ion qubits, *Phys. Rev. Lett.* **100**, 200502 (2008).
- [44] J. I. Cirac and P. Zoller, Quantum computations with cold trapped ions, *Phys. Rev. Lett.* **74**, 4091 (1995).
- [45] A. Sørensen and K. Mølmer, Quantum computation with ions in thermal motion, *Phys. Rev. Lett.* **82**, 1971 (1999).
- [46] H. Goto, Universal quantum computation with a nonlinear oscillator network, *Phys. Rev. A* **93**, 050301 (2016).
- [47] S. Puri, S. Boutin, and A. Blais, Engineering the quantum states of light in a kerr-nonlinear resonator by two-photon driving, *npj Quantum Inf.* **3**, 18 (2017).
- [48] S. Kumar, N. Lauk, and C. Simon, Towards long-distance quantum networks with superconducting processors and optical links, *Quantum Sci. Technol.* **4**, 045003 (2019).
- [49] C. Simon and W. T. M. Irvine, Robust long-distance entanglement and a loophole-free bell test with ions and photons, *Phys. Rev. Lett.* **91**, 110405 (2003).