

Technical Report: Time-Bounded Resilience

Tajana Ban Kirigin¹, Jesse Comer², Max Kanovich³, Andre Scedrov², and Carolyn Talcott⁴

¹ Faculty of Mathematics, University of Rijeka, HR bank@math.uniri.hr

² University of Pennsylvania, Philadelphia, USA

scedrov@math.upenn.edu, jacomere@seas.upenn.edu

³ University College, London, UK m.kanovich@ucl.ac.uk

⁴ SRI International, USA carolyn.talcott@sri.com

Abstract. Most research on formal system design has focused on optimizing various measures of *efficiency*. However, insufficient attention has been given to the design of systems optimizing *resilience*, the ability of systems to adapt to unexpected changes or adversarial disruptions. In our prior work, we formalized the intuitive notion of resilience as a property of cyber-physical systems by using a multiset rewriting language with explicit time. In the present paper, we study the computational complexity of a formalization of *time-bounded* resilience problems for the class of η -*simple* progressing planning scenarios, where, intuitively, it is simple to check that a system configuration is critical, and only a finite number of actions can be carried out in a bounded time period. We show that, in the time-bounded model with n (potentially adversarially chosen) updates, the corresponding time-bounded resilience problem for this class of systems is complete for the Σ_{2n+1}^P class of the polynomial hierarchy, PH. To support the formal models and complexity results, we perform automated experiments for time-bounded verification using the rewriting logic tool Maude.

1 Introduction

Resilience is “the ability of a system to adapt and respond to change (both environmental and internal)” [6]. In recent years, the task of formally defining and analyzing this intuitive notion has drawn interest across domains in computer science, ranging from systems engineering [30,33], particularly cyber-physical systems (CPS) [5,28], to artificial intelligence [35,13,37,18], programming languages [11,20], algorithm design [15,9], and more. Our previous work in [1] was particularly inspired by Vardi’s paper [40], in which he articulated a need for computer scientists to reckon with the trade-off between efficiency and resilience.

In [1], we formalized resilience as a property of timed multiset rewriting (MSR) systems [26,23], which are suitable for the specification and verification of various goal-oriented systems. Although the related verification problems are undecidable in general, it was shown that these problems are PSPACE-complete for the class of *balanced* systems, in which facts are of bounded size, and rewrite rules do not change configuration size. A primary challenge in [1] was the formalization of the disruptions against which systems must be resilient. This was achieved by separating the system from the environment, delineating between actions performed by the system and events imposed on the system, such as changes in conditions, regulations, or mission objectives.

This paper extends [1], formalizing the notion of *time-bounded* resilience. We focus on the class of η -simple progressing planning scenarios (PPS) and investigate the computational complexity of the corresponding verification problem. Time-bounded resilience is motivated by bounded model checking and automated experiments, which can help system designers verify properties and find counterexamples where their specifications do not satisfy time-bounded resilience. Moreover, bounded versions of resilience problems arise naturally when the missions of the systems being modeled are necessarily bounded at some level. The main contributions of the paper are as follows.

1. We define time-bounded resilience as a property of planning scenarios. Intuitively, a resilient system can accomplish its mission within the given time bounds, even in the presence of a limited number of perturbations (cf. Definition 11).
2. We investigate the computational complexity of time-bounded resilience problems, showing that for the class of η -simple PPSs with facts of bounded size [25], the time-bounded resilience problem with n updates is complete for the Σ_{2n+1}^P class of the polynomial hierarchy, PH (Corollary 1).
3. We demonstrate that our formalization can be automated, using the rewriting logic tool Maude to perform experiments verifying time-bounded resilience (Section 5).

Expository Example. In [1], our study of resilience was motivated by current research into CPSs that perform complex, safety-critical tasks in hostile and unpredictable environments, often autonomously. In this paper, we expand our perspective to consider resilience properties of a broad class of multi-agent systems. For expository purposes, we utilize a running example of a researcher planning travel to attend and present research at a conference. The system rules represent actions of the researcher, while update rules represent travel disruptions and changes to the conference organization. Ultimately, the travel planning process is pointless if the researcher does not arrive at his destination in time for the main event. Consequently, the researcher desires to establish a *resilient* plan, which will allow him to accomplish his goal in spite of some bounded number of disruptions. Details of this planning scenario will be developed throughout Section 2.2, and our Maude implementation in Section 5 will be used to analyze its resilience.

Outline. Section 2 reviews the timed MSR framework used in Section 3 to define time-bounded resilience. In Section 4, we investigate the complexity of the verification problem. Section 5 showcases our results on automated verification obtained using Maude. In Section 6, we conclude with a discussion of related and future work.

2 Multiset Rewriting Systems

In this section, we review the framework of timed MSR models introduced in previous work [22,25,26]. We fix a finite first-order typed alphabet Σ with variables, constants, function and predicate symbols. Terms and facts (i.e., atomic formulas) are constructed as usual (see [14]) by applying symbols of the correct type (or sort). *Timestamped facts*⁵

⁵ For simplicity, timestamped facts are often called facts.

are of the form $F@t$, where F is a fact and $t \in \mathbb{N}$ is a natural number called *timestamp*. We also assume that Σ contains a special predicate symbol `Time` with arity zero. *Configurations*, representing states of a system, are multisets of ground timestamped facts, $\mathcal{S} = \{\text{Time}@t, F_1@t_1, \dots, F_n@t_n\}$, with a single occurrence of a `Time` fact, whose timestamp represents the *global time*. Configurations are modified by *multiset rewrite rules*, interpreted as actions of the system. Only one rule, *Tick*, modifies global time:

$$\text{Time}@T \longrightarrow \text{Time}@(T + 1) \quad (1)$$

where T is a time variable. The *Tick* rule advances global time by one. The remaining rules are *instantaneous* in that they do not modify the global time but may modify the remaining facts of a configuration. Instantaneous rules have the form

$$\begin{aligned} &\text{Time}@T, \mathcal{W}, F_1@T_1, \dots, F_n@T_n \mid \mathcal{C} \\ &\longrightarrow \text{Time}@T, \mathcal{W}, Q_1@(T + D_1), \dots, Q_m@(T + D_m) \end{aligned} \quad (2)$$

where D_1, \dots, D_m are natural numbers, $\mathcal{W} = W_1@T'_1, \dots, W_p@T'_p$ is a multiset of timestamped facts, possibly with variables, and for all i and j , we have that $F_i@T_i \neq Q_j@(T + D_j)$ ⁶. The *guard* of the action, \mathcal{C} , is a set of *time constraints* of the form

$$T > T' \pm N \quad \text{or} \quad T = T' \pm N,$$

where T and T' are time variables and $N \in \mathbb{N}$ is a natural number; all constraints in \mathcal{C} must involve only the time variables $T, T_1, \dots, T_n, T'_1, \dots, T'_p$ in the rule's precondition. A rule $W \mid \mathcal{C} \longrightarrow W'$ is *applicable* to a configuration \mathcal{S} if there is a ground substitution σ , such that $W\sigma \subseteq \mathcal{S}$ and $\mathcal{C}\sigma$ is satisfied in \mathcal{S} . The resulting configuration is $(\mathcal{S} \setminus W) \cup W'\sigma$. We write $\mathcal{S} \longrightarrow_r \mathcal{S}'$ for the one-step relation where the configuration \mathcal{S} is rewritten to \mathcal{S}' using an instance of rule r .

Definition 1 (Timed MSR System [26]). A timed MSR system \mathcal{A} is a set of rules containing only instantaneous rules (Eq. 2) and the *Tick* rule (Eq. 1).

A sequence of consecutive rule applications represents an execution or process within the system. A *trace* of timed MSR rules \mathcal{A} starting from an initial configuration \mathcal{S}_0 is a sequence of configurations: $\mathcal{S}_0 \longrightarrow \mathcal{S}_1 \longrightarrow \mathcal{S}_2 \longrightarrow \dots \longrightarrow \mathcal{S}_n$, such that for all $0 \leq i \leq n-1$, $\mathcal{S}_i \longrightarrow_{r_i} \mathcal{S}_{i+1}$ for some $r_i \in \mathcal{A}$. For our complexity results, we assume traces are annotated with the rule instances used to obtain the next configuration in the trace, so valid traces can be recognized in polynomial time (cf. Proposition 8).

Reachability problems for MSR systems are reduced to the existence of traces over given rules from some initial configuration to some specified configuration. Since reachability problems are undecidable in general [26], some restrictions are imposed in order to obtain decidability⁷. In particular, we use MSR systems with only *balanced* rules.

Definition 2 (Balanced Rules, [26]). A timed MSR rule is *balanced* if the numbers of facts on left and right sides of the rule are equal.

⁶ We write $F_1@T_1 = F_2@T_2$ if $F_1 = F_2$ and $T_1 = T_2$.

⁷ For a discussion of various conditions in the model that may affect complexity, see [25,26].

Systems containing only balanced rules represent an important class of *balanced systems*, for which several reachability problems have been shown to be decidable [25]. Balanced systems are suitable, e.g., for modeling scenarios with a fixed amount of total memory. Balanced systems have the following important property:

Proposition 1 ([25]). *Let \mathcal{R} be a set of balanced rules. Let S_0 be a configuration with exactly m facts. Let $S_0 \longrightarrow \dots \longrightarrow S_n$ be an arbitrary trace of \mathcal{R} rules starting from S_0 . Then for all $0 \leq i \leq n$, S_i has exactly m facts.*

2.1 Progressing Timed Systems

In this section, we review a particular class of timed MSR systems, called *progressing timed MSR systems* (PTSs) [22,23], in which only a finite number of actions can be carried out in a bounded time interval. This is a natural condition, similar to the *finite-variability assumption* used in the temporal logic and timed automata literature.

Following [12], we say that a timestamped fact $F@T$ is *consumed* by a rule r if that fact occurs more times on the left side than on the right side of the rule r . A timestamped fact $F@T$ is *created* by some rule r if this fact occurs more times on the right side than on the left side of the rule r . Note that a fact F can occur multiple times in a rule, with the same or different timestamps, but for the above notions we count instances of $F@T$, i.e., the instances of the same atomic formula F timestamped with the same timestamp T . In a rule, we usually color the consumed facts **red** and the created facts **blue**.

Definition 3 (Progressing Timed System, [22]). *An instantaneous rule r given by*

$$\begin{aligned} & \text{Time}@T, \mathcal{W}, F_1@T_1, \dots, F_n@T_n \mid \mathcal{C} \\ & \longrightarrow \text{Time}@T, \mathcal{W}, Q_1@(T + D_1), \dots, Q_n@(T + D_n) \end{aligned} \quad (3)$$

is progressing if the following all hold: i) r is balanced; ii) r consumes only facts with timestamps in the past or at the current time, i.e., in (Eq. 3), the set of constraints \mathcal{C} of r contains the set $\mathcal{C}_r = \{ T \geq T_i \mid F_i@T_i, 1 \leq i \leq n \}$; iii) r creates at least one fact with timestamp greater than the global time, i.e., in (Eq. 3), $D_i \geq 1$ for at least one $i \in \{1, \dots, n\}$. A timed MSR system \mathcal{A} is a progressing timed MSR system (PTS) if all instantaneous rules of \mathcal{A} are progressing.

Remark 1. For readability, we assume the set of constraints for all rules r , contains the set \mathcal{C}_r , as in Definition 3, and do not always write \mathcal{C}_r explicitly. We also do not write *empty facts* that are used to make the rules balanced ([25, Remark 3.5], cf. also [21]).

Note that the facts $F_1@T_1, \dots, F_n@T_n$ are consumed by rule (Eq. 3) while the facts $Q_1@(T + D_1), \dots, Q_n@(T + D_n)$ are created by the rule. For $D_i \geq 1$, the fact $Q_i@(T + D_i)$ is a future fact that cannot be consumed by a progressing rule before a sufficient number of *Tick* rule applications. In this sense, future facts are “not available” and implicitly denote the duration of the actions of a PTS.

2.2 Timed MSR for the specification of resilient systems

For ease of reference, we review the timed MSR language for specifying resilience [1], illustrating the definitions with the new travel example. The resilience framework divides the system from an external entity, such as the environment, regulatory authorities, or an adversary. We model various types of disruptive changes to the system state, goals, or the specification of critical states.

Definition 4 (Planning Configuration, [1]). Let $\Sigma_P = \Sigma_G \uplus \Sigma_C \uplus \Sigma_S \uplus \{\text{Time}\}$ consist of four pairwise disjoint sets of predicate symbols, Σ_G , Σ_C , Σ_S and $\{\text{Time}\}$. Facts constructed using predicates from Σ_G are called goal facts, from Σ_C critical facts, and from Σ_S system facts. Facts constructed using predicates from $\Sigma_C \cup \Sigma_G$ are called planning facts. Configurations over Σ_P predicates are called planning configurations.

For readability, we underline planning predicates and refer to planning configurations as configurations for short. The behavior of the system is represented by traces of MSR rules. A system should achieve its goals while not violating applicable regulations and policies. This is modeled using the following concepts of goals and compliance.

Definition 5 (Critical/Goal Configurations, [1]). A critical (resp. goal) configuration specification \mathcal{CS} (resp. \mathcal{GS}) is a set of pairs $\{\langle \mathcal{S}_1, \mathcal{C}_1 \rangle, \dots, \langle \mathcal{S}_n, \mathcal{C}_n \rangle\}$, with each pair $\langle \mathcal{S}_j, \mathcal{C}_j \rangle$ being of the form $\langle \{F_1 @ T_1, \dots, F_p @ T_{p_j}\}, \mathcal{C}_j \rangle$, where T_1, \dots, T_{p_j} are time variables, F_1, \dots, F_{p_j} contains at least one critical (resp. goal) fact, and \mathcal{C}_j is a set of time constraints involving only variables T_1, \dots, T_{p_j} . A configuration \mathcal{S} is a critical configuration w.r.t. \mathcal{CS} (resp. a goal configuration w.r.t. \mathcal{GS}) if for some $1 \leq i \leq n$, there is a grounding substitution, σ , such that $\mathcal{S}_i \sigma \subseteq \mathcal{S}$ and $\mathcal{C}_i \sigma$ evaluates to true in \mathcal{S} .

For example, the goal $\{\langle \{\underline{\text{Event}}(\text{main}, x, h:m, i) @ T_1, \text{Done}(i, \text{yes}) @ T_2\}, \emptyset \rangle\}$ denotes that the main event should be attended, while the goal $\{\langle \{\underline{\text{Event}}(\text{oblig}, x_1, h_1 : m_1, i_1) @ T_1, \underline{\text{Event}}(\text{oblig}, x_2, h_2:m_2, i_2) @ T_2, \text{Done}(i_1, \text{yes}) @ T_3, \text{Done}(i_2, \text{yes}) @ T_4\}, \emptyset \rangle\}$ denotes that the researcher should attend both obligatory events. The critical configuration specification $\{\langle \{\text{Clock}(h : m) @ T_1, \text{Day}(x) @ T_2, \underline{\text{Event}}(\text{main}, x, h_1 : m_1, i) @ T_3, \text{Leq}(h_1 : m_1, h : m) @ T_4, \text{Done}(\text{no}, i) @ T_5\}, \emptyset \rangle\}$ denotes that it is critical not to participate in the main event. Here, the Leq facts denote the \leq relation between “hours:minutes” time values.

Definition 6 (Compliant Traces, [1]). Given critical configuration specification \mathcal{CS} , a trace \mathcal{T} is compliant w.r.t. \mathcal{CS} if \mathcal{T} does not contain any critical configuration w.r.t. \mathcal{CS} .

Definition 7 (System and Update Rules, [1]). Fix a planning alphabet Σ_P . A system rule is either the Tick rule (Eq. 1) or a rule of form (Eq. 2) which does not consume or create planning facts. An update rule is an instantaneous rule that is of one of the following types: (a) System update rule (SUR) such that if a planning fact is involved, then it is a permanent fact; (b) Goal update rule (GUR) that either consumes or creates at least one goal fact. If a critical fact is involved, then it is a permanent fact; (c) Critical update rule (CUR) that either consumes or creates at least one critical fact. If a goal fact is involved, then it is a permanent fact.

For example, the following system rule specifies that the traveler needs $D_{shuttle}$ minutes to get from the departing city center to the airport:

$$\begin{aligned} & \text{Time}@T, \text{City}_0(x)@T_0, \text{Selected}(\text{ok})@T_1, \text{At}(x, \text{center})@T_2 \mid T_2 \leq T \\ & \longrightarrow \text{Time}@T, \text{City}_0(x)@T_0, \text{Selected}(\text{ok})@T_1, \text{At}(x, \text{airport})@(T + D_{shuttle}). \end{aligned}$$

System rules specify the behavior of the system, while disruptions are modeled via update rules. Intuitively, GUR and CUR model external interventions in the system, such as regulatory updates, mission changes, additional tasks, etc., while SUR model changes in the system that are not due to the intentions of the system's agents, *e.g.*, technical errors or malfunctions such as flight delays. Note that both goal and system update rules can create and/or consume system facts, which technically simplifies modeling the impact of changes to the system and its response. For example, the following GUR changes the time of the main event by scheduling the talk later in the day:

$$\begin{aligned} & \text{Time}@T, \text{Event}(\text{main}, x, h_1 : m_1, \text{no})@T_1, \text{Leq}(h_1 : m_1, h_2 : m_2)@T_2 \\ & \longrightarrow \text{Time}@T, \text{Event}(\text{main}, x, h_2 : m_2, \text{no})@(T + 1), \text{Leq}(h_1 : m_1, h_2 : m_2)@T_2 \end{aligned}$$

The following CURs update the allowed travel budget by the amount F :

$$\begin{aligned} & \text{Time}@T, \text{Budget}(x)@T_1 \longrightarrow \text{Time}@T, \text{Budget}(x+F)@(T+1), \text{Ack}(x+F, \text{no})@T \\ & \text{Time}@T, \text{Budget}(x+F)@T_1 \longrightarrow \text{Time}@T, \text{Budget}(x)@(T+1), \text{Ack}(x, \text{no})@T \end{aligned}$$

Definition 8 (Planning Scenario, [1]). If \mathcal{R} and \mathcal{E} are sets of system and update rules, \mathcal{GS} and \mathcal{CS} are a goal and critical configuration specifications, and S_0 is an initial configuration, then the tuple $(\mathcal{R}, \mathcal{GS}, \mathcal{CS}, \mathcal{E}, S_0)$ is a planning scenario.

Definition 9 (Progressing Planning Scenario (PPS)). We say that a planning scenario $(\mathcal{R}, \mathcal{GS}, \mathcal{CS}, \mathcal{E}, S_0)$ is progressing if all rules in \mathcal{R} and \mathcal{E} are progressing.

The progressing condition in Definition 9 bounds the number of rules that can be applied in a single unit of time (cf. Proposition 2). As in [25], we also assume an upper-bound on the size of facts⁸ allowed to occur in traces. Without this bound (among other restrictions), any interesting decision problem is undecidable [12]. We also confine attention to classes of η -simple PPSs, defined below.

Definition 10. Let η denote a fixed positive integer. We say that a planning scenario $A = (\mathcal{R}, \mathcal{GS}, \mathcal{CS}, \mathcal{E}, S_0)$ is η -simple if the total number of variables (including both first-order and time variables) appearing in each pair $\langle \mathcal{S}_i, \mathcal{C}_i \rangle$ in \mathcal{CS} is less than η .

For every planning scenario $A = (\mathcal{R}, \mathcal{GS}, \mathcal{CS}, \mathcal{E}, S_0)$, there exists some least η such that A is η -simple; intuitively, this η is a measure of the complexity of verifying compliance of traces with respect to \mathcal{CS} . Proposition 7 makes this intuition precise.

Remark 2. By inspecting the rules, it is easy to check that our expository travel example is 12-simple and progressing. Note that, taking into account Remark 1, we do not always write the empty facts nor the sets of time constraints \mathcal{C}_r .

⁸ The size of a timestamped fact $F@T$ is the number of symbols in F , counting repetitions.

3 Time-bounded Resilience Verification Problems

In this section, we formalize time-bounded resilience as a property of planning scenarios. Intuitively, we want to capture the notion of a system which can achieve its goal within a fixed amount of time, despite the application of up to n update rules. An initial idea might be to require that the system can achieve its goal in the allotted time, regardless of when updates are applied. However, this is too restrictive: many systems will fail to achieve their goal in the face of adversarial actions which can be applied at arbitrary times. Instead, the system will have $a + b$ time units to achieve its goal, and update rules can only be applied in the first a time steps; the last b time steps are the *recovery time* afforded to the system. We consider only system and goal update rules here, leaving resilience with respect to critical updates for future work.

Definition 11 (The (n, a, b) -resilience problem). Let $a \in \mathbb{Z}^+$ and $b \in \mathbb{N}$. We define (n, a, b) -resilience by recursion on n . Inputs to the problem are planning scenarios $A = (\mathcal{R}, \mathcal{GS}, \mathcal{CS}, \mathcal{E}, S_0)$. A trace is $(0, a, b)$ -resilient with respect to A if it is a compliant trace of \mathcal{R} rules from S_0 to a goal configuration and contains at most $a + b$ applications of the Tick rule. For $n > 0$, a trace is (n, a, b) -resilient with respect to A if

1. τ is a compliant trace of \mathcal{R} rules starting from S_0 with global time t_0 to a goal configuration and contains at most $a + b$ applications of the Tick rule, and
2. for any system or goal update rule $r \in \mathcal{E}$ applied to a configuration S_i in τ , with $S_i \xrightarrow{r} S'_{i+1}$, where global time t_i in S_i satisfies $d_i = t_i - t_0 \leq a$, there exists a reaction trace τ' of \mathcal{R} rules from S'_{i+1} to a goal configuration S' such that τ' is $(n - 1, a - d_i, b)$ -resilient with respect to $A' = (\mathcal{R}, \mathcal{GS}, \mathcal{CS}, \mathcal{E}, S'_{i+1})$.

A planning scenario $A = (\mathcal{R}, \mathcal{GS}, \mathcal{CS}, \mathcal{E}, S_0)$ is (n, a, b) -resilient if an (n, a, b) -resilient trace with respect to A exists. The (n, a, b) -resilience problem is to determine if a given planning scenario A is (n, a, b) -resilient.

Figure 1 provides a visual depiction of Definition 11.

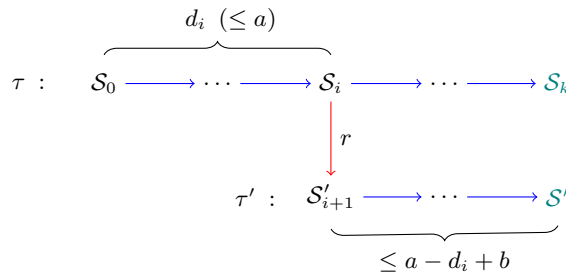


Fig. 1: An (n, a, b) -resilient trace τ and an $(n - 1, a - d_i, b)$ -resilient reaction trace τ' . The blue arrows correspond to system rule applications, while the red arrow represents an update rule application. Configurations in green are goal configurations.

Remark 3. In Definition 11, the global time t' in \mathcal{S}' satisfies $t' - t_0 \leq a + b$; i.e., despite n updates, an (n, a, b) -resilient trace reaches a goal within $a + b$ time units. Furthermore, observe that a trace is (n, a, b) -resilient with respect to a planning scenario A if and only if it is (n, a, b') -resilient with respect to A for all $b' \geq b$. Similarly, all (n, a, b) -resilient traces with respect to A are (n', a, b) -resilient with respect to A for all $n' \leq n$.

It is worthwhile to note that Definition 11 can be seen as a modification of [1, Definitions 9-10], in which (i) we include the parameters a and b , (ii) we consider both system and goal update rules simultaneously, and (iii) the *recoverability condition*, which is not mentioned in this work, is the total relation on configurations of A .

4 Computational Complexity of Time-Bounded Resilience

In this section, we state and prove our results on the computational complexity of the time-bounded resilience problem defined in Section 3. To see this, we first state a known bound on the number of instances of instantaneous rules appearing between two consecutive instances of *Tick* rules in a trace of only progressing rules.

Proposition 2 ([22]). *Let \mathcal{R} be a set of progressing rules, \mathcal{S}_0 an initial configuration and m the number of facts in \mathcal{S}_0 . For all traces τ of \mathcal{R} rules starting from \mathcal{S}_0 , let*

$$\mathcal{S}_i \longrightarrow_{\text{Tick}} \mathcal{S}_{i+1} \longrightarrow \cdots \longrightarrow \mathcal{S}_j \longrightarrow_{\text{Tick}} \mathcal{S}_{j+1}$$

*be any subtrace of τ with exactly two instances of the *Tick* rule, one at the beginning and the other at the end. Then $j - i \leq m$.*

Proposition 2 immediately guarantees that the size of all (n, a, b) -resilient traces of A are polynomially-bounded in the size of the input representation of A .

Proposition 3. *Let $A = (\mathcal{R}, \mathcal{GS}, \mathcal{CS}, \mathcal{E}, \mathcal{S}_0)$ be a PPS and m be the number of facts in \mathcal{S}_0 . Then the length of any (n, a, b) -resilient trace of A is bounded by $(a + b + 1)m$.*

In preparation for our (n, a, b) -resilience upper bound result (Theorem 1), we now turn to the complexity of some fundamental decision problems pertaining to planning scenarios: the *goal/critical recognition problems*, the *trace compliance problem*, and the *rule applicability problem*. The complexity of these problems in the case of arbitrary planning scenarios stems from the complexity of finding appropriate ground substitutions, which are closely related to homomorphisms between finite relational structures.

Definition 12. *The goal (resp. critical) recognition problem is to determine, given a planning scenario $A = (\mathcal{R}, \mathcal{GS}, \mathcal{CS}, \mathcal{E}, \mathcal{S}_0)$ and a configuration \mathcal{S} , whether or not \mathcal{S} is a goal (resp. critical) configuration w.r.t. \mathcal{GS} (resp. \mathcal{CS}); cf. Definition 5.*

Proposition 4. *The goal recognition problem is NP-complete.*

Proof. For membership in NP, suppose we are given an input consisting of a planning scenario $A = (\mathcal{R}, \mathcal{GS}, \mathcal{CS}, \mathcal{E}, \mathcal{S}_0)$ and a configuration \mathcal{S} . As witnesses, we use ground substitutions σ from the collection of variables occurring in \mathcal{S}_j for some pair $\langle \mathcal{S}_j, \mathcal{C}_j \rangle$ in

\mathcal{GS} to the collection of ground terms occurring in \mathcal{S} . Note that each witness of this form is clearly polynomially-bounded with respect to the size of the input representation of A . The verification algorithm is to iterate through each pair $\langle \mathcal{S}_i, \mathcal{C}_i \rangle$ in \mathcal{GS} , applying the substitution σ to each and checking if $\mathcal{S}_i\sigma \subseteq \mathcal{S}$ and $\mathcal{C}_i\sigma$ is satisfied in \mathcal{S} . If, for any pair, these conditions are met, then we accept. Otherwise, we reject. This algorithm clearly runs in polynomial time, and so the goal recognition problem is in NP.

Furthermore, the goal recognition problem is NP-hard, by a reduction from the NP-complete graph homomorphism problem [17]. To see this, suppose we are given graphs $G = (V, E)$ and $K = (V', E')$. Fix a bijection from G to a set of first-order variables, and a bijection from K to a set of ground terms; let f denote the disjoint union of these two mappings. Consider the signature of one binary relation symbol R , and set

$$\begin{aligned} \mathcal{S}_0 &= \{R(x, y) @ T_{xy} \mid x = f(u) \text{ and } y = f(v) \text{ for some } (u, v) \in E\}, \text{ and} \\ \mathcal{S} &= \{\text{Time} @ 0\} \cup \{R(a, b) @ 0 \mid a = f(u) \text{ and } b = f(v) \text{ for some } (u, v) \in E'\}. \end{aligned}$$

Consider the planning scenario $A = (\mathcal{R}, \mathcal{GS}, \mathcal{CS}, \mathcal{E}, \mathcal{S}_0)$, where \mathcal{R} contains only the Tick rule, $\mathcal{CS} = \mathcal{E} = \emptyset$, and $\mathcal{GS} = \{\langle \mathcal{S}_0, \emptyset \rangle\}$. Clearly A can be computed in polynomial time with respect to the input representation of the pair (G, K) , and so it suffices to show that a homomorphism from G to K exists if and only if \mathcal{S} is a goal configuration.

For the forward direction, suppose a homomorphism $h : G \rightarrow K$ exists. Let σ be the ground substitution sending each variable x in \mathcal{S}_0 to $f(h(u))$, where u is the unique element of G such that $x = f(u)$. Now suppose that a fact $R(x', y')$ is in $\mathcal{S}_0\sigma$. Then there exists a fact $R(x, y)$ in \mathcal{S}_0 such that $x' = \sigma(x)$ and $y' = \sigma(y)$. Hence there exists a pair $(u, v) \in E$ such that $x = f(u)$ and $y = f(v)$. Then because h is a homomorphism, we have that $(h(u), h(v)) \in E'$. Hence $R(f(h(u)), f(h(v))) = R(\sigma(x), \sigma(y)) = R(x', y')$ is in \mathcal{S} . Therefore, we conclude that $\mathcal{S}_0\sigma \subseteq \mathcal{S}$. Since the empty set of constraints is satisfied in \mathcal{S} as well, we conclude that \mathcal{S} is a goal configuration.

For the reverse direction, suppose that \mathcal{S} is a goal configuration. Then there exists a ground substitution σ such that $\mathcal{S}_0\sigma \subseteq \mathcal{S}$. Let $h : G \rightarrow K$ be the map sending u to $\sigma(f(u))$. Then if $(u, v) \in E$, we have that $R(f(u), f(v)) \in \mathcal{S}_0$. Then we have that $R(\sigma(f(u)), \sigma(f(v))) \in \mathcal{S}_0\sigma$, and since $\mathcal{S}_0\sigma \subseteq \mathcal{S}$, it must be the case that $R(\sigma(f(u)), \sigma(f(v))) \in \mathcal{S}$. Hence $(\sigma(f(u)), \sigma(f(v))) = (h(u), h(v)) \in E'$, and so we conclude that h is a homomorphism. \square

Proposition 5. *The critical recognition problem is NP-complete. Consequently, it is coNP-complete to determine if a configuration is not critical.*

More broadly, we are interested in checking trace compliance.

Definition 13. *The trace compliance problem is to determine, given a planning scenario $A = (\mathcal{R}, \mathcal{GS}, \mathcal{CS}, \mathcal{E}, \mathcal{S}_0)$ and a trace τ of \mathcal{R} -rules starting from \mathcal{S}_0 , whether or not τ is compliant w.r.t. \mathcal{CS} (cf. Definition 6).*

Note that in Definition 13, the trace τ in the input could contain a single configuration, and so the trace compliance problem is coNP-hard by a trivial reduction from the critical recognition problem. Furthermore, a trace τ is compliant if and only if every map σ from variables to ground terms is *not* a ground substitution witnessing that some configuration in τ is critical. This leads easily to the following proposition.

Proposition 6. *The trace compliance problem is coNP-complete.*

However, if A is an η -simple PPS (cf. Definition 10), then given a configuration \mathcal{S} with m facts, there are at most m^η possible ground substitutions witnessing that \mathcal{S} is critical (or is a goal). It follows that, for η -simple planning scenarios, even a brute force search through ground substitutions can be used to solve the trace compliance problem in polynomial time, yielding the following proposition.

Proposition 7. *For η -simple planning scenarios, the trace compliance problem is in P.*

The final fundamental problem for planning scenarios is the following.

Definition 14. *The rule applicability problem is to determine, given a planning scenario $A = (\mathcal{R}, \mathcal{GS}, \mathcal{CS}, \mathcal{E}, \mathcal{S}_0)$, a rule $r \in \mathcal{R}$, and a configuration \mathcal{S} , whether or not r is applicable to \mathcal{S} .*

Proposition 8. *The rule applicability problem is NP-complete.*

Proof (sketch). The proof is by a slight modification of the proof of Proposition 4. In this case, given graphs G and K , we encode the graph G into the precondition of the rule r , and we encode the graph K into the configuration \mathcal{S} . \square

Remark 4. The witnesses used to show that these problems are in NP and coNP are all ground substitutions. Let $A = (\mathcal{R}, \mathcal{GS}, \mathcal{CS}, \mathcal{E}, \mathcal{S}_0)$ be an η -simple PPS, and \mathcal{S} a configuration with the same number of facts as \mathcal{S}_0 . Given an appropriate ground substitution, we can verify in polynomial time in the size of A that \mathcal{S} is a goal configuration w.r.t. \mathcal{GS} . In the proof of Theorem 1, for ease of exposition, we will also assume that these ground substitutions come with a pointer to the appropriate pair $\langle \mathcal{S}_i, \mathcal{C}_i \rangle$ in \mathcal{GS} to which the substitution should be applied. Similarly, given an appropriate ground substitution, we can verify in polynomial time in the size of A that a rule r is applicable to \mathcal{S} , and whether or not \mathcal{S}' is the result of this application.

We now turn our attention to the computational complexity of the (n, a, b) -resilience problem. To establish our complexity results, we will utilize the quantifier-alternation characterization of PH (cf. [2,39,36]), according to which a decision problem is in Σ_n^P (for n odd) if and only if there exists a polynomial-time algorithm M such that an input x is a *yes* instance of the problem if and only if

$$\exists u_1 \forall u_2 \exists u_3 \dots \forall u_{n-1} \exists u_n M(x, u_1, \dots, u_n) \text{ accepts,}$$

where the u_i are polynomially-bounded in the size of x . We now establish an upper bound on the complexity of the (n, a, b) -resilience problem (cf. Definition 11).

Theorem 1. *For η -simple PPSs with traces containing only facts of bounded size and all $a \in \mathbb{Z}^+$ and $n, b \in \mathbb{N}$, there exists a decision procedure of complexity Σ_{2n+1}^P for the (n, a, b) -resilience problem.*

Proof. We show by induction on n that, for each $a \in \mathbb{Z}^+$ and $b \in \mathbb{N}$, there exists a polynomial-time algorithm $M_n^{a,b}$ such that an η -simple PPS $A = (\mathcal{R}, \mathcal{GS}, \mathcal{CS}, \mathcal{E}, \mathcal{S}_0)$ is (n, a, b) -resilient if and only if

$$\exists \mathcal{T}_0 \forall \rho_1 \exists \mathcal{T}_1 \dots \forall \rho_n \exists \mathcal{T}_n M_n^{a,b}(A, \tau_0, \tau_1, \dots, \tau_n, \rho_1, \dots, \rho_n) \text{ accepts.} \quad (4)$$

The existentially quantified variables \mathcal{T}_i range over triples of the form (τ_i, σ_i, j_i) , where τ_i is a trace of \mathcal{R} -rules and σ_i is a ground substitution from $\langle S_{j_i}, C_{j_i} \rangle$ in \mathcal{GS} to the last configuration of τ_i . By Proposition 3, such a witness \mathcal{T}_i is polynomially-bounded in the size of the input representation of A . The universally quantified variables ρ_i range over triples of the form (r_i, σ_i, j_i) , where $r_i \in \mathcal{E}$ and σ_i is a ground substitution from the j_i^{th} configuration of τ_{i-1} to the first configuration of τ_i . The witnesses ρ_i are also clearly polynomially-bounded in the size of the input representation of A .

For the base case, the algorithm $M_0^{a,b}$ first verifies that A meets the syntactic requirements of an η -simple PPS. If so, then we verify, given $\mathcal{T}_0 = (\tau_0, \sigma_0, j_0)$, that τ_0 has at most $a + b$ applications of the *Tick* rule, is compliant, and leads to a goal. By Proposition 7, since τ_0 is polynomially-bounded in A , we can verify compliance of τ_0 in polynomial time in A . By Remark 4, we can verify in polynomial time in A , given (σ_0, j_0) , that the last configuration of τ_0 is a goal. Hence $M_0^{a,b}(A, \mathcal{T}_0)$ runs in polynomial time, and A is $(0, a, b)$ -resilient if and only if $\exists \mathcal{T}_0 M_0^{a,b}(A, \mathcal{T}_0)$ accepts.

Now suppose inductively that we have, for each $a' \in \mathbb{Z}^+$ and $b' \in \mathbb{N}$, algorithms $M_k^{a',b'}$ satisfying (4) with $n = k$. Fix some $a \in \mathbb{Z}^+$ and $b \in \mathbb{N}$, and we define an algorithm $M_{k+1}^{a,b}$ which takes inputs of the form $(A, \mathcal{T}, \mathcal{T}', \mathcal{T}_1, \dots, \mathcal{T}_k, \rho, \rho_1, \dots, \rho_k)$. Let $\mathcal{T} = (\tau, \sigma, j)$, $\mathcal{T}' = (\tau', \sigma', j')$, and $\rho = (r, \sigma^*, i)$. Furthermore, let t_0 denote the global time in the initial configuration \mathcal{S}_0 , $|\tau|$ denote the length of τ , \mathcal{S}'_{i+1} denote the initial configuration of τ' , t_i denote the global time in the i^{th} configuration \mathcal{S}_i of τ , and $d_i = t_i - t_0$. We now describe the run of $M_{k+1}^{a,b}$ on this input.

First, check that τ and τ' are compliant traces to a goal configuration. Then, check if $d_i \leq a$; if this check fails, then we halt and accept, since by Definition 11, update rules cannot be applied after more than a time steps. Then, check if $\mathcal{S}_i \xrightarrow{r} \mathcal{S}'_{i+1}$, by applying the ground substitution σ^* to r and checking that it is applicable to \mathcal{S}_i . If this check fails, then we halt and accept, since r is not an applicable update rule to \mathcal{S}_i . Otherwise, check that \mathcal{S}'_{i+1} is the correct result of applying this instance of r to \mathcal{S}_i . If this check fails, then reject, since τ' cannot be a valid reaction trace. Finally, let $A' = (\mathcal{R}, \mathcal{GS}, \mathcal{CS}, \mathcal{E}, \mathcal{S}'_{i+1})$, and simulate $M_k^{a-d_i, b}$ on the input $(A', \mathcal{T}', \mathcal{T}_1, \dots, \mathcal{T}_k, \rho_1, \dots, \rho_k)$. If the result of this simulation is that $M_k^{a-d_i, b}$ accepts the input, then we halt and accept, since by the inductive hypothesis, τ' must be a $(k, a - d_i, b)$ -resilient reaction trace. Otherwise, we reject.

Taking into account the inductive hypothesis and Remark 4, it is clear that $M_{k+1}^{a,b}$ runs in polynomial time in the size of its input. Furthermore, it follows immediately by inspection of Definition 11 that A is $(k+1, a, b)$ -resilient if and only if

$$\exists \mathcal{T}_0 \forall \rho_1 \exists \mathcal{T}_1 \dots \forall \rho_{k+1} \exists \mathcal{T}_{k+1} M_{k+1}^{a,b}(A, \mathcal{T}, \mathcal{T}_1, \dots, \mathcal{T}_{k+1}, \rho, \rho_1, \dots, \rho_{k+1}) \text{ accepts.}$$

This concludes the inductive argument. It follows immediately from the quantifier-alternation characterization of PH that the (n, a, b) -resilience problem for η -simple PPSs with traces containing only facts of bounded size is in Σ_{2n+1}^P . \square

Remark 5. Even without assuming η -simplicity, a slight variation of the above argument gives a decision procedure of complexity Σ_{2n+2}^P for the (n, a, b) -resilience problem for PPSs with traces containing facts of bounded size. To modify the argument, we allow each universal quantifier to range over an additional ground substitution, which is used in the verification algorithm $M_n^{a,b}$ to check that an arbitrary configuration in the preceding witness trace is non-critical. Note that this check can be done in polynomial time (cf. Proposition 5). If this check succeeds for *all* configurations and all *all* such ground substitutions, then every witness trace is compliant.

Remark 6. In [22], we showed that for PPSs with traces containing facts of bounded size, the n -time-bounded-realizability problem is in NP, when it is assumed that compliance can be checked in polynomial-time. Note that by Proposition 6, this task is in fact coNP-complete in general. The requirement in the above proof that we confine attention to η -simple PPSs is one way to make this assumption precise; furthermore, η -simplicity is easy to verify in polynomial time in the size of a planning scenario A .

In fact, even for 1-simple PPSs, the (n, a, b) -resilience problem is Σ_{2n+1}^P -hard. We show this by a reduction from Σ_{2n+1} -SAT, the language of true quantified Boolean formulas (QBF) with $2n + 1$ quantifier alternations, where the first quantifier is existential and the underlying propositional formula is in 3-CNF form. This problem is known to be Σ_{2n+1}^P -complete [39]. Recall that the truth of a quantified Boolean formula can be analyzed by considering the *QBF evaluation game* for the formula. In this game, two players, *Spoiler* and *Duplicator*, take turns choosing assignments to the formula's quantified variables. Duplicator chooses assignments for existentially-quantified variables with the goal of satisfying the underlying Boolean formula, while Spoiler chooses assignments for universally-quantified variables with the goal of falsifying it. The game concludes once assignments have been chosen for all of the quantified variables. A QBF ψ is true if and only if Duplicator has a winning strategy in this game [36].

In our reduction, we encode the positions of this QBF evaluation game into configurations, where a position of the QBF evaluation game for a formula

$$\psi := \exists \bar{v}_1 \forall \bar{v}_2 \exists \bar{v}_3 \dots \forall \bar{v}_{2n} \exists \bar{v}_{2n+1} \varphi(\bar{v}_1, \bar{v}_2, \bar{v}_3, \dots, \bar{v}_{2n+1})$$

is a sequence $\mathcal{P} = V_1, \dots, V_j$ of assignments to the variables in $\bar{v}_1, \dots, \bar{v}_j$ for some $j \leq 2n + 1$. If j is even, then we say that the position \mathcal{P} *belongs to Duplicator*; otherwise, we say that it *belongs to Spoiler*. The player who owns a given position makes the next move, choosing an assignment for the variables in the tuple \bar{v}_{j+1} . We use system rules to model assignments made by Duplicator, while update rules are used to model assignments made by Spoiler. Intuitively, the goal configurations are those positions of the game which encode assignments satisfying the underlying formula φ .

Theorem 2. *For all $a \in \mathbb{Z}^+$ and $b \in \mathbb{N}$, there exists a polynomial-time reduction from the Σ_{2n+1} -SAT problem to the (n, a, b) -resilience problem. Furthermore, the computed instance is always a 1-simple progressing planning scenario with traces containing only facts of bounded size.*

Proof. Let $\psi := \exists \bar{v}_1 \forall \bar{v}_2 \exists \bar{v}_3 \dots \forall \bar{v}_{2n} \exists \bar{v}_{2n+1} \varphi(\bar{v}_1, \bar{v}_2, \bar{v}_3, \dots, \bar{v}_{2n+1})$ be an instance of Σ_{2n+1} -SAT, where each $\bar{v}_i = v_1^i, \dots, v_{k_i}^i$ is a tuple of variables. We assume that \bar{v}_i and

\bar{v}_j are disjoint whenever $i \neq j$. Furthermore, we assume that $\varphi = C_1 \wedge \dots \wedge C_m$ is a 3-CNF formula with m clauses and whose $k = \sum_{i \leq 2n+1} k_i$ variables are precisely those in the combined tuple $\bar{v} = \bar{v}_1 \bar{v}_2 \dots \bar{v}_{2n+1}$. We now describe a 1-simple PPS $A = (\mathcal{R}, \mathcal{GS}, \mathcal{CS}, \mathcal{E}, \mathcal{S}_0)$, which we will show is $(n, 1, 0)$ -resilient if and only if ψ is a true quantified Boolean formula.

The alphabet

We set $\Sigma_G = \{T(\text{true})\}$ and $\Sigma_C = \emptyset$, and we define

$$\begin{aligned} \Sigma_S := & \{B, T, F, W, \text{true}, \text{false}, \text{Junk}\} \cup \{Rnd_i \mid 0 \leq i \leq 2n+1\} \\ & \cup \{Unk_i \mid 1 \leq i \leq 2n+1\} \\ & \cup \{Val_i \mid 1 \leq i \leq 2n+1\} \\ & \cup \{I_{C_j} \mid 1 \leq j \leq m\} \\ & \cup \{Sat_j \mid 1 \leq j \leq m\}, \end{aligned}$$

where B , T , and F are unary relation symbols of type *bool*, W is a 0-ary relation symbol, true and false are constants of type *bool*, each Val_i is a k_i -ary relation symbol of type bool^{k_i} , and Junk , Rnd_i , Unk_i , I_{C_j} and Sat_i are all 0-ary relation symbols.

Initial / goal / critical configurations

We set $\mathcal{CS} = \emptyset$ and $\mathcal{GS} = \{\langle W, T(\text{true}) \rangle, \langle \{T(\text{true})\} \cup \{Sat_j \mid j \leq m\}, \emptyset \rangle\}$. The initial configuration is

$$\begin{aligned} \mathcal{S}_0 := & \{\text{Time}@0, Rnd_0@0, T(\text{true})@0, F(\text{false})@0\} \\ & \cup \{Unk_i@0 \mid 1 \leq i \leq n+2\} \\ & \cup \{I_{C_j}@0 \mid 1 \leq j \leq m\} \\ & \cup \underbrace{\{B(\text{true})@0, \dots, B(\text{true})@0\}}_{2k \text{ copies}} \\ & \cup \underbrace{\{B(\text{false})@0, \dots, B(\text{false})@0\}}_{2k \text{ copies}} \\ & \cup \underbrace{\{\text{Junk}@0, \text{Junk}@0, \dots, \text{Junk}@0\}}_{2n+m+1 \text{ copies}}. \end{aligned}$$

System Rules

For each *odd* i with $1 \leq i \leq 2n+1$, we have a system rule assign_i^\exists as follows:

$$\begin{aligned} & \text{Time}@T, B(y_1)@T_1, \dots, B(y_{k_i})@T_{k_i}, \\ & \quad \textcolor{red}{Rnd_{i-1}@T_{k_i+1}, Unk_i@T_{k_i+2}, Junk@T_{k_i+3}} \\ & \quad \mid \{T_j = T \mid j \leq k_i + 3\} \\ & \quad \longrightarrow_{\text{assign}_i^\exists} \text{Time}@T, B(y_1)@T_1, \dots, B(y_{k_i})@T_{k_i}, \\ & \quad \quad \textcolor{blue}{Rnd_i@T, Val_i(y_1, \dots, y_{k_i})@T, Junk@(T+1)}. \end{aligned}$$

For each *even* i with $2 \leq i \leq 2n + 1$, we have a system rule r_i^{win} as follows:

$$\begin{aligned} & \text{Time}@T, \text{Rnd}_{i-1}@T_1, \text{Unk}_i@T_2, \text{Junk}@T_3 \mid \{T_j = T \mid j \leq 3\} \\ & \longrightarrow_{r_i^{win}} \text{Time}@T, \text{W}@T, \text{Junk}@T, \text{Junk}@(T+1). \end{aligned}$$

If v_i^j occurs positively in C_l for $l \leq m$, we have a system rule $posElim_l^{i,j}$ as follows:

$$\begin{aligned} & \text{Time}@T, \text{Val}_i(y_1, \dots, y_{j-1}, b, y_{j+1}, \dots, y_{k_i})@T_1, T(b)@T_2, \text{Rnd}_{2n+1}@T_3, \\ & \text{I}_{C_l}@T_4, \text{Junk}@T_5 \mid \{T_j = T \mid j \leq 5\} \\ & \longrightarrow_{posElim_l^{i,j}} \text{Time}@T, \text{Val}_i(y_1, \dots, y_{j-1}, b, y_{j+1}, \dots, y_{k_i})@T_1, \\ & T(b)@T_2, \text{Rnd}_{2n+1}@T_3, \text{Sat}_l@T, \text{Junk}@(T+1). \end{aligned}$$

If v_i^j occurs negatively in C_l for $l \leq m$, we have a system rule $negElim_l^{i,j}$ as follows:

$$\begin{aligned} & \text{Time}@T, \text{Val}_i(y_1, \dots, y_{j-1}, b, y_{j+1}, \dots, y_{k_i})@T_1, F(b)@T_2, \text{Rnd}_{2n+1}@T_3, \\ & \text{I}_{C_l}@T_4, \text{Junk}@T_5 \mid \{T_j = T \mid j \leq 5\} \\ & \longrightarrow_{negElim_l^{i,j}} \text{Time}@T, \text{Val}_i(y_1, \dots, y_{j-1}, b, y_{j+1}, \dots, y_{k_i})@T_1, \\ & F(b)@T_2, \text{Rnd}_{2n+1}@T_3, \text{Sat}_l@T, \text{Junk}@(T+1). \end{aligned}$$

Update Rules

For each *even* i with $2 \leq i \leq 2n + 1$, we have a system update rule $assign_i^\forall$ as follows:

$$\begin{aligned} & \text{Time}@T, B(y_1)@T_1, \dots, B(y_{k_i})@T_{k_i}, \\ & \text{Rnd}_{i-1}@T_{k_i+1}, \text{Unk}_i@T_{k_i+2}, \text{Junk}@T_{k_i+3} \mid \{T_j \leq T \mid j = k_i + 3\} \\ & \longrightarrow_{assign_i^\forall} \text{Time}@T, B(y_1)@T_1, \dots, B(y_{k_i})@T_{k_i}, \\ & \text{Rnd}_i@T, \text{Val}_i(y_1, \dots, y_{k_i})@T, \text{Junk}@(T+1). \end{aligned}$$

Size of the System

There are $n + 1$ $assign^\exists$ rules, $2n$ r^{win} rules, $3m$ *Elim* rules (one for each literal of each clause), and n $assign^\forall$ rules. Hence \mathcal{R} and \mathcal{E} are linear in the size of ψ . The size of the critical and goal configuration specifications, \mathcal{CS} and \mathcal{GS} , are constant and linear, respectively, in the size of ψ . The initial configuration S_0 is also clearly linear in the size of ψ . Hence A can be computed in polynomial time in the size of ψ .

Correctness of the Reduction

Observe that A is a progressing planning scenario, and since \mathcal{CS} is empty, it is 1-simple. Furthermore, note that the Val_i facts are the largest facts of the system, but due to the lack of function symbols, are bounded in size. Let $\mathcal{P} = V_1, \dots, V_j$ be a position of the QBF evaluation game on ψ . If X is a strategy for Duplicator (resp. Spoiler), we say that \mathcal{P} is *consistent* with X if, for each even (resp. odd) $i < j$, we have that V_{i+1} is the assignment chosen by Duplicator (resp. Spoiler) from the position V_1, \dots, V_i when Duplicator (resp. Spoiler) plays according to X . For every position $\mathcal{P} = V_1, \dots, V_j$, we

define a corresponding configuration:

$$\begin{aligned}
\mathcal{S}(V_1, \dots, V_j) = & \{ \text{Time}@0, \text{Rnd}_j@0, T(\text{true})@0, F(\text{false})@0 \} \\
& \cup \{ \text{Unk}_i@0 \mid j < i \leq n+2 \} \\
& \cup \{ \text{Val}_i(V_i)@0 \mid 1 \leq i \leq j \} \\
& \cup \{ I_{C_i}@0 \mid 1 \leq i \leq m \} \\
& \cup \underbrace{\{ B(\text{true})@0, \dots, B(\text{true})@0 \}}_{2k \text{ copies}} \\
& \cup \underbrace{\{ B(\text{false})@0, \dots, B(\text{false})@0 \}}_{2k \text{ copies}} \\
& \cup \underbrace{\{ \text{Junk}@0, \text{Junk}@0, \dots, \text{Junk}@0 \}}_{2n+m+1-j \text{ copies}} \\
& \cup \underbrace{\{ \text{Junk}@1, \text{Junk}@1, \dots, \text{Junk}@1 \}}_{j \text{ copies}},
\end{aligned}$$

where $\text{Val}_i(V_i)@0$ denotes the timestamped fact $\text{Val}_i(b_1, \dots, b_{k_i})@0$ where, for each $n \leq k_i$, we have that $b_n = \text{true}$ if $V_i(v_n^i) = 1$, and $b_n = 0$ otherwise. The configuration $\mathcal{S}(V_1, \dots, V_j)$ encodes a position of the QBF evaluation game, in which Duplicator's chosen assignments are the V_i for odd i , and Spoiler's chosen assignments are the V_i for even i . Note that we can view \mathcal{S}_0 as a configuration of this form for the empty sequence of assignments, which corresponds to the starting position of the game. Furthermore, for each odd $j \leq n$, observe that r_j^{win} is applicable to $\mathcal{S}(V_1, \dots, V_j)$, and so we also define $\mathcal{S}(V_1, \dots, V_j, W)$ to be the resulting (goal) configuration.

The applicable rules are strictly controlled by the Rnd_i predicates. The only rule applicable to \mathcal{S}_0 is assign_1^\exists , after which the configuration has the form $\mathcal{S}_1(V_1)$ for some assignment V_1 to the variables in \bar{v}_1 . From configurations of the form $\mathcal{S}_1(V_1)$, both the system rule r_2^{win} and the update rule assign_2^\forall are applicable, leading to configurations of the form $\mathcal{S}_2(V_1, W)$ and $\mathcal{S}_2(V_1, V_2)$ for some assignment V_2 to the variables in \bar{v}_2 , respectively. This is summarized in Figure 2, where blue lines indicate transitions due to system rules, and red lines indicate transitions due to update rules.

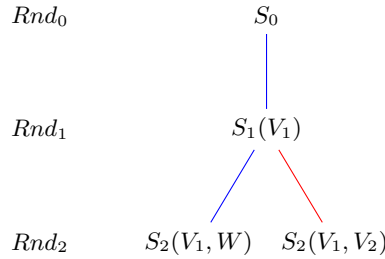


Fig. 2: Possible two-step traces starting from \mathcal{S}_0

For even $i < 2n$, only $assign_{i+1}^{\exists}$ is applicable to a configuration of the form $S_i(V_1, \dots, V_i)$, after which both $assign_{i+2}^{\forall}$ and r_{i+2}^{win} are applicable. This is summarized in Figure 3, where each V_j is an assignment to the appropriate variables.

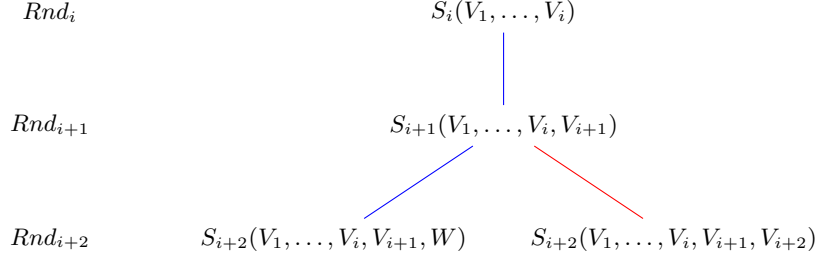


Fig. 3: Possible two-step traces starting from $S_i(V_1, \dots, V_i)$

From a configuration of the form $S_{2n}(V_1, \dots, V_{2n})$, the only applicable rule is $assign_{2n+1}^{\exists}$, leading to a configuration of the form $S_{2n+1}(V_1, \dots, V_{2n}, V_{2n+1})$. After this rule, the only rules that may be applicable are the $posElim_l^{i,j}$ and $negElim_l^{i,j}$ rules. If, for each $l \leq m$, there is some $i \leq 2n+1$ and $j \leq k_i$ such that at least one of $posElim_l^{i,j}$ or $negElim_l^{i,j}$ is applicable to $S_{2n}(V_1, \dots, V_{2n}, V_{2n+1})$, then there exists a trace with no occurrences of the *Tick* rule starting from $S_{2n+1}(V_1, \dots, V_{2n}, V_{2n+1})$ and applying these m rules which leads to a goal configuration containing the Sat_j facts for each $j \leq m$. In other words, if $V = V_1 \cup \dots \cup V_{2n+1}$ is a satisfying assignment, then there exists a compliant trace from $S_{2n+1}(V_1, \dots, V_{2n}, V_{2n+1})$ to a goal configuration containing a fact Sat_j for each $j \leq m$. Intuitively, this trace corresponds to verifying that each clause is satisfied by the valuation $V = V_1 \cup \dots \cup V_{2n+1}$. Note that there are sufficiently many *Junk@0* facts in the initial configuration to allow the entire game and verification processes to be carried out without any applications of the *Tick* rule.

We need to show that ψ is true if and only if there exists an $(n, 1, 0)$ -resilient trace for the PPS A . Intuitively, the argument proceeds as follows. Figures 2 and 3 encode the entire game tree of the QBF evaluation game, plus some additional leaves at each odd level corresponding to a goal state. The system is Duplicator, and the update rules are Spoiler. If either player has a winning strategy, then they can reach a configuration $\hat{S} = S_{2n+1}(V_1, \dots, V_{2n+1})$, where $V = V_1 \cup \dots \cup V_{2n+1}$ either satisfies or falsifies φ . If the configuration of this form satisfies φ , in which case Duplicator had the winning strategy, then the system will reach a goal configuration containing Sat_j for each j with $1 \leq j \leq m$. Otherwise, Spoiler has a winning strategy, and the system will get stuck.

For the forward direction, suppose that ψ is true, and hence Duplicator has a (deterministic) winning strategy X for the QBF evaluation game for ψ . We show by induction on i with $0 \leq i \leq n$ that, for any game position $\mathcal{P} = V_1, \dots, V_{2(n-i)}$, if \mathcal{P} is consistent with X , then there exists an $(i, 1, 0)$ -resilient trace starting from $S_i(V_1, \dots, V_{2(n-i)})$ with no applications of the *Tick* rule. In particular, since the initial position of the game is consistent with X , this implies that there exists an $(n, 1, 0)$ -resilient trace starting from S_0 , which is what we want to show.

For the base case, $i = 0$, and so we need to show that, if V_1, \dots, V_{2n} is consistent with X , then there exists a compliant trace starting from $\mathcal{S}_i(V_1, \dots, V_{2n})$ with no applications of the Tick rule. Let V_{2n+1} be the assignment chosen by Duplicator from the position V_1, \dots, V_{2n} under strategy X . Since X is a winning strategy, it follows immediately that $V = V_1 \cup \dots \cup V_{2n+1}$ is a satisfying assignment for φ . Then, by applying $\text{assign}_{2n+1}^\exists$, the next configuration is $\mathcal{S}(V_1, \dots, V_{2n+1})$. Then, by our earlier discussion, since V is a satisfying assignment, there exists a compliant trace from $\mathcal{S}(V_1, \dots, V_{2n+1})$ to a goal configuration. We have described a compliant trace from $\mathcal{S}_i(V_1, \dots, V_{2n})$ to a goal configuration with no applications of the Tick rule, and so we're done.

Now suppose inductively that, for all game positions $\mathcal{P} = V_1, \dots, V_{2(n-i)}$ consistent with X , there exists an $(i, 1, 0)$ -resilient trace from $\mathcal{S}_{2(n-i)}(V_1, \dots, V_{2(n-i)})$ with no applications of the Tick rule. Let $\mathcal{P}' = V'_1, \dots, V'_{2(n-(i+1))}$ be a game position consistent with X ; we want to show that there exists an $(i+1, 1, 0)$ -resilient trace from $\mathcal{S}_{2(n-(i+1))}(V'_1, \dots, V'_{2(n-(i+1))})$ with no occurrences of the Tick rule. Since $2(n-(i+1)) = 2n-2i-2$ is even, position \mathcal{P}' belongs to Duplicator. Let $V'_{2n-2i-1}$ be the assignment chosen by Duplicator from the position \mathcal{P}' , and let τ denote the trace

$$\begin{aligned} & \mathcal{S}_{2n-2i-2}(V'_1, \dots, V'_{2(n-(i+1))}) \\ & \xrightarrow{\text{assign}_{2n-2i-1}^\exists} \mathcal{S}_{2n-2i-1}(V'_1, \dots, V'_{2(n-(i+1))}, V'_{2n-2i-1}) \\ & \xrightarrow{r_{2n-2i}^{\text{win}}} \mathcal{S}_{2n-2i}(V'_1, \dots, V'_{2(n-(i+1))}, V'_{2n-2i-1}, W), \end{aligned}$$

which is clearly compliant and leads to a goal configuration. The only applicable update rule for this trace is $\text{assign}_{2n-2i}^\forall$, which is applicable only to

$$\mathcal{S}_{2n-2i-1}(V'_1, \dots, V'_{2(n-(i+1))}, V'_{2n-2i-1}),$$

and results in a configuration of the form

$$\mathcal{S}_{2n-2i-1}(V'_1, \dots, V'_{2(n-(i+1))}, V'_{2n-2i-1}, V'_{2n-2i})$$

for some assignment V'_{2n-2i} to the variables in the tuple \bar{v}_{2n-2i} . Since the game position

$$V'_1, \dots, V'_{2n-2i-2}, V'_{2n-2i-1}, V'_{2n-2i}$$

extends \mathcal{P}' with only one move by Spoiler, it is consistent with X . Then by the inductive hypothesis, that there exists an $(i, 1, 0)$ -resilient reaction trace starting from

$$\mathcal{S}_{2n-2i}(V'_1, \dots, V'_{2(n-(i+1))}, V'_{2n-2i-1}, V'_{2n-2i})$$

with no occurrences of the Tick rule. It follows that τ is a $(i+1, 1, 0)$ -resilient trace starting from $\mathcal{S}_{2(n-(i+1))}(V'_1, \dots, V'_{2(n-(i+1))})$ with no occurrences of the Tick rule, which is what we wanted to show. This concludes the inductive argument, from which we can conclude that, if ψ is true, then A is $(n, 1, 0)$ -resilient.

The reverse direction is similar, using the fact that if ψ is false, then Spoiler has a winning strategy X . Then, if update rules are applied so that the configuration always corresponds to a game position which is consistent with X , the system will reach a

configuration $\mathcal{S}_{2n+1}(V_1, \dots, V_{2n}, V_{2n+1})$ where $V = V_1 \cup \dots \cup V_{2n}, V_{2n+1}$ is not a satisfying assignment for φ . It follows that the system gets stuck (i.e., no *Elim* rules will be applicable for some clause) and cannot reach a goal configuration. Thus we can conclude that, if ψ is false, then A is *not* $(n, 1, 0)$ -resilient.

We have shown that A is $(n, 1, 0)$ -resilient if and only if ψ is true. Now, note that

1. the global time in \mathcal{S}_0 is 0;
2. every system and update rule contains a $Rnd_i@T'$ fact in its precondition, and the guard of the rule requires that $T' = T$, where T is the global time; and
3. for any configurations $\mathcal{S}, \mathcal{S}'$ and system or update rule r such that $\mathcal{S} \rightarrow_r \mathcal{S}'$, where $Rnd_i@T_i$ is in \mathcal{S} and $Rnd_j@T_j$ is in \mathcal{S}' , we have that $T_i = T_j$.

These observations imply that every Rnd_i fact in any configuration of this system reachable (by system or update rules) from \mathcal{S}_0 has timestamp 0. Furthermore, no system or update rules can be applied if the global time exceeds 0, since the guard of every rule is violated for configurations where the global time exceeds the timestamp of the unique Rnd_i fact. It follows easily that a trace τ is $(n, 1, 0)$ -resilient if and only if it is also $(n, a, 0)$ -resilient for all $a \in \mathbb{Z}^+$. Similarly, since goal configurations can only be reached, and updates only be applied, when the global time is 0, we conclude that if a trace is (n, a, b) -resilient, then it has an $(n, a, 0)$ -resilient sub-trace. Furthermore, by Remark 3, if a trace is $(n, a, 0)$ -resilient, then it is also (n, a, b) -resilient. Hence

$$\begin{aligned} \psi \text{ is true} &\iff A \text{ is } (n, 1, 0)\text{-resilient} \\ &\iff A \text{ is } (n, a, 0)\text{-resilient for all } a \in \mathbb{Z}^+ \\ &\iff A \text{ is } (n, a, b)\text{-resilient for all } a \in \mathbb{Z}^+ \text{ and } b \in \mathbb{N} \end{aligned}$$

Therefore, for each $a \in \mathbb{Z}^+$ and $n, b \in \mathbb{N}$, we have that Σ_{2n+1} -SAT is polynomial-time reducible to the (n, a, b) -resilience problem. \square

Remark 7. In [22], we claimed that the Boolean satisfiability problem can be reduced to the n -time-bounded-realizability problem. We have since identified an error in the original proof in that paper. However, since n -time-bounded realizability is equivalent to $(0, n, 0)$ -resilience, the above proof of Theorem 2 constitutes a correction to the proof, since Σ_1 -SAT is just the standard Boolean satisfiability problem.

Theorems 1 and 2 immediately entail the following.

Corollary 1. *The (n, a, b) -resilience problem for η -simple PPSs with traces containing only facts of bounded size is Σ_{2n+1}^P -complete.*

5 Verifying Resilience in Maude

To experiment with resilience, we specified our running example of a travel planning scenario in the Maude rewriting logic language [10]. In contrast to the multiset rewriting representation, the Maude specification uses data structures, not facts, to represent system structure and state. The passing of time is modeled using rule duration. For example, the rule that models taking a flight takes time according to the duration of the

flight. These rules combine an instantaneous rule with a time-passing rule. These design decisions, together with relegating as much as possible to equational reasoning, help reduce the search state space.

In the travel system scenarios, the goal is to attend a given set of events. System updates change flight schedules; goal updates either change event start time or duration, or add an event. Execution traces terminate when the last event is attended or an event is missed. Thus, for simplicity, we fix $a + b$ to be the end of the last possible event and leave it implicit. In the following, we describe the representation of key elements of the travel system specification: system state, execution rules, and updates. We then explain the algorithm for checking (n, a, b) -resilience and report on some simple experiments.

Representing travel status. The two main sorts in the travel system specification are `Flight` and `Event`. A term `fl(cityD, cityA, fn, depT, dur)` represents a flight, where `cityD` and `cityA` are the departure and arrival cities, `fn` is the flight number (a unique identifier), `depT` is the departure time, and `dur` is the duration. The departure time and duration are represented by hour-minute terms `hm(h, m)`. For simplicity, flights are assumed to go at the same time every day, and all times are in GMT. A flight instance (sort `FltInst`) represents a flight on a specific date by a term: `fi(flt, dtDep, dtArr)` where `flt` is a flight, `dtDep` and `dtArr` are date-time terms representing the date and time of departure and arrival respectively. A date-time term has the form `dt(yd, hm)` where `yd` is a year-day term `yd(y, d)` and `hm` is an hour-minute term as above.

An event is represented by a term `ev(eid, city, loc, yd, hm, dur, opt)`, where `eid` is a unique (string) identifier and the `opt` Boolean specifies if the event is optional; the other arguments are as above. We form lists of flights (sort `FlightL`), sets of flight lists (sort `FltLS`), flight instance lists (sort `FltInstL`), sets of flight instance lists (sort `FltInstLS`) and sets of events (sort `Events`) as usual using associative, commutative, and id axioms. A term of the form `{conf}` (sort `Sys`), where `conf` (sort `Conf`) is a multiset of configuration elements, represents a system execution state. The sorts of configuration elements are `TConf`, `Log`, and update descriptions. A system state is required to have one `TConf` element, and there can be at most one `log` and one update element. Terms of sort `TConf` represent a traveler's state, with one of three forms:

`tc(dt, city, loc, evs)` – planning
`tc(dt, city, loc, evs, ev, fltil)` – executing
`tcCrit(dt, city, loc, evs, ev, reason)` – critical

Here, `dt` is a date-time term, the traveler's current date and time, and `city` tells what city the traveler is currently in. The term `loc` gives the location within the city, either the `airport` or the `city center`. The term `evs` is the set of events to be attended, while `ev` is the next event to consider. The term `fltil` is the flight instance list chosen to get from `city` to the location of `ev`. The constructor `tcCrit` signals a critical configuration in which a required event has been missed.

An update description is a term of the form `di(digs)` or `di(digs, n)` where `digs` is a set of digressions. Each digression describes an update to be applied by an update rule, and `n` bounds the number of updates that can be applied. Two kinds of updates are currently implemented: flight/system updates and event/goal updates. The flight updates

are: `cancel`, which cancels the current flight, `delay(hm(h,m))`, which delays the current flight by h hours, m minutes, and `divert(city0,city1)`, which diverts the current flight from `city0` to `city1`, where the current flight is the first element of the flight instance list of an executing `TConf` term. The event/goal updates are: `edEvS(hm(h,m))`, which starts the current event h hours, m minutes earlier, `edEvD(hm(h,m))`, which extends the current event duration by h hours, m minutes, and `addEv(eid)`, which adds the event with id `eid` to the set of pending events.

Flight updates are only applied to the next flight the traveler is about to take. Similarly, the changes in event start time or duration are only applied to the next event to attend. This is a simplified setting, but sufficiently illustrates our formalism; more complex variations are possible. Lastly, an element of sort `Log` is a list of log items. It is used to record updates, flights taken, and events attended or missed. Among other things, when searching for flights, it is used to know which flights have been canceled.

Rewrite rules. There are five system rules (`plan`, `noUFlts`, `flt`, `event`, and `replan`) and two update rules (`fltDigress` and `evDigress`, for flight/system updates and event/goal updates, respectively). The `plan` rule picks the event, `ev`, with the earliest start time from `nevs` and (non-deterministically) selects a list of flight instances, `fltil`, from the set of flight instance lists arriving at the event city before the start time. The set of possible flights is stored in a constant `FltDB.log1` is log with an item recording the rule firing added. The conditional `if ...` does the above computing.

```
cr1 [plan]: {tc(dt,city, loc, nevs) log}
=> {tc(dt, city, loc, evs0, ev, fltil) log1} if ...
```

The rule `noUFlts` handles cases in which there is no usable flight instance list given the traveler time and location and the time and location of the next event. If `ev` is optional then it is dropped (recording this in the log) and the rule `plan` is applied to the remaining events; otherwise, the configuration becomes critical and execution terminates. The rule `flt` models taking the next flight, assuming the flight departure time is later than the traveler's current time. This rule updates the traveler's time to the flight arrival time `dtArr` and traveler's city to the destination `city1`. Then, the flight instance taken is removed from the list.

```
cr1 [flt]: {tc(dt, city0, airport, evs, ev, flti ; fltil) conf}
=> {tc(dtArr, city1, airport, evs, ev, fltil) conf1} if ....
```

The `event` rule (not shown) models attending the currently selected event. It can be applied when the traveler city is the same as the event city and the current time is not after the event start. As for the flight rule, the current time is updated to the event end time and the traveler returns to the airport. If the traveler arrives at the event city too late, as for the `noUFlts` rule, if the event is optional, the `event` rule drops the event and enters a log item, otherwise it produces a critical `TConf`. The `replan` rule handles the situation in which the traveler city is not the event city and the next flight, if any, does not depart from the traveler city or has been missed. The pending flight instance list is dropped, the event is put back in the event set, and a log item is added to the log.

The update rule `fltDigress` only applies if the digression counter is greater than zero and the rule decrements the counter. A flight digression, `fdig`, is non-deterministically selected from the available digressions (the first argument to `di`).

```
cr1 [fltDigress]: {tconf di(fdig digs, s n) conf}
```

```

=> {tconf1 di(digs fdig,n) conf1}
    if tc(dt, city0, airport, evs,ev, flti ; fltil) := tconf
    ^ city0 /= getCty(ev)
    ^ tconf1 conf1 := applyDigression(tconf,conf,fdig)

```

The first condition exposes the structure of `tconf` to ensure there is a pending flight to update. The auxiliary function `applyDigression` specifies the result of the update. For example, the `cancel` update removes `flti` from the list and adds a log item recording that this flight instance is cancelled. The case where the update description has the form `di(fdig digs)` is similar, except here `fdig` is removed when applied, and updating stops when there are no more update elements in the set. Similarly, the rule `evDigress` non-deterministically selects an event digression from the configuration's digression set and applies the auxiliary function `applyEvDigress` to determine the effect of the update. It only applies if the update counter is greater than zero, and the `TConf` component has a selected next event.

A planning scenario is defined by an initial system configuration `iSys`, a database of flights `FltDB`, a database of events `EvDB`, and an update description. A trace `iSys -TR-> xSys` is a sequence of applications of rule instances from the travel rules `TR`, leading from `iSys` to `xSys`. It is a *compliant goal trace* if `xSys` satisfies the goal condition (`goal`) that the traveler configuration has no remaining events, and no required events have been missed. Formally, the traveler component of `xSys` must have the form `tc(dt, city, loc, mtE)`, since, when a required event is missed, it is rewritten to a term of the form `tcCrit(dt, city, loc, evs, ev, comment)`.

Simple analyses. The question of whether or not there exists a compliant trace for a given initial system configuration `iSys` can be answered by Maude's search command:

```

search[1] {iSys nilL} =>!
    {tc:TConf l:Log} such that goal(tc:TConf) .

```

The `!` after the arrow restricts the search to look for terminal states. The `goal` predicate holds only for planning `TConf` terms in which the events argument is the empty event set. Given an update description `di(dig)`, we can ask how many reachable terminal states are goal states if this one update is applied at some point using the following search command.

```

search {iSys nilL di(dig) } =>!
    {tc:TConf l:Log di(mtD)} such that goal(tc:TConf) .

```

Dually, we can ask how many terminal states fail the goal condition.

```

search {iSys nilL di(dig) } =>!
    {tc:TConf l:Log di(mtD)}
    such that not(goal(tc:TConf)) .

```

As a warm-up to our experiments with full (n, a, b) -resilience in Subsection 5, we begin by studying the following weaker notion. We say that a trace satisfies *simple n-resilience* if it reaches a goal state after n updates from a given set were applied at some point in the trace. The following search command tells us the number of terminal goal states reached by simple n -resilient traces

```

search {iSys nilL di(allDigs,n) } =>!
      {tc:TConf l:Log di(allDigs,0)}
      such that goal(tc:TConf) .

```

where `allDigs` is the set of all update rules to be considered.

Simple n -resilience experiments. We conducted two sets of experiments to check if, by starting early enough, there are traces satisfying simple n -resilient to n digressions for different choices of n and different sets of digressions. First, we looked at resilience against a fixed single update to see which updates “give the most trouble.” Second, we looked at simple n -resilience against flight digressions for various values of n .

We considered a scenario with events in 3 cities: `Ev1` starting at `DT1`, lasting 4 hours, `Ev2` starting at `DT2`, lasting 5 days (120h), and `Ev3` starting at `DT3` and lasting 4h. Two start dates were considered: `DAY0` is chosen to be able to arrive at the first event with a little time to spare, and `DAY1` is a day earlier. The first set of experiments were instances of the following search pattern.

```

search {tc(dt(yd(23,DAY),hm(16,0)),SF,airport,EVS)
      di(UPDATE) nilL} =>!
      {tc:TConf di(mtD) l:Log} such that PROP .

```

The results are summarized in Table 1. `UPDATE` is one of the three flight digressions, `PROP` is `goal(tc:TConf)` (indicated by `g`) or not (`goal(tc:TConf)`) (indicated by `ng`). In both cases, it is required that the single update was applied using the pattern element `di(mtD)`. If `#Ev` is 2, `EVS` consists of `Ev1` and `Ev2`. If `#Ev` is 3, `EVS` also includes `Ev3`. The `(g,ng)` column gives the number of terminal states that (are,are not) goal states. The `#states` column gives the total number of states searched, and the `ms` columns give the total search time in milliseconds.

#Ev	DAY	UPDATE	g,ng	states	ms
2	247	none	6,0	27	8.10
		delay	12,1	65	18.16
		cancel	18,1	107	24.20
	247	divert	0,0	27	9.10
	246	divert	18,0	239	28.31
3	247	none	54,0	243	35.27
		delay	279,0	1263	100.82
		cancel	711,0	3308	210.148
	247	divert	0,0	243	27.31
	246	divert	24,0	2183	124.102

Table 1: Summary of single-update resilience experiments

The state space differs for the different updates because they are applicable under different conditions. The results for `divert` look different for two reasons. First, it is

more disruptive, as can be seen by the increase in goal solutions when using the earlier start date. Second, we have picked a specific pair of cities, and it will be only possible to apply the update if the flight plan includes a flight to the target city.

The second set of experiments were instances of the following search pattern.

```
search {tc(dt(yd(23, DAY), hm(16, 0)), SF, airport, EVS)
      di(allDi, N) nilL} =>!
      {tc:TConf di(digs:DigressS, 0) l:Log} such that PROP .
```

The results are summarized in Table 2. Note that N is the number of update applications, and in both PROP cases it is required that N updates were applied (the counter is 0). The remaining parameters and columns are interpreted as in the previous table.

#Ev	DAY	N	g,ng	states	ms
2	247	1	30,2	145	29.28
	246	1	399,4	1790	145.115
	247	2	72,2	399	48.48
	246	2	2208,29	10370	717.541
	247	3	96,12	747	77.74
	246	3	8082,198	40906	2930.2438
3	247	1	702,2	3025	208.158
	247	2	4860,2	20973	1445.923
	246	2	60912,29	263450	18019.23278
	247	3	23868,12	105597	13525.13590

Table 2: Summary of simple n -resilience experiments

One interesting observation is that the search space is most sensitive to the number of events (intuitively, the “goal complexity”) and the starting date.

Checking (n, a, b) -resilience. Checking (n, a, b) -resilience in the travel planning system is implemented by the equationally-defined function `isAbRes` using Maude’s reflection capability and strategy language. As previously mentioned, the upper bound on time is implicitly determined by the times and durations of available events, not treated as a parameter.

The function `isAbRes` checks (n, a, b) -resilience by first using `metaSearch` to find a candidate goal state, then `metaSearchPath` gives the corresponding compliant goal trace⁹ The candidate trace is converted to a rewrite strategy (representing the trace’s list of rule instances). The function `checkAbRes` iterates through the initial prefixes of the strategy, using `metaSRewrite` to follow the trace prefix. This implements a check for reaction traces at all possible points of update rule application (cf. Definition 11). For each state resulting from executing a prefix, the function `checkDigs` is called to

⁹ Execution terminates if a critical state is reached, so paths to goal states are always compliant.

N:	1		2		3		
2ev	R?	time	R?	time	R?	time	
247	N	86ms	-	-	-	-	
246	Y	81ms	Y	147ms	N	7476ms	
3ev	R?	time	R?	time	R?	time	
247	N	1400ms	-	-	-	-	
246	Y	325ms	Y	685ms	NF	-	

(a) flight/system update rules

N:	1		2		3		
2ev	R?	time	R?	time	R?	time	
247	Y	78ms	N	77ms	-	-	
246	Y	98ms	N	34800ms	-	-	
3ev	R?	time	R?	time	R?	time	
247	Y	143ms	N	2627ms	-	-	
246	Y	220ms	Y	633ms	Y	2634ms	

(b) event/goal update rules

Fig. 4: Summary of (n, a, b) -resilience experiments

apply each one of the available updates, and then we invoke `isAbRes` to check for an $(n-1, a-d, b)$ -resilient extension trace, where d is the number of time steps up to the end of the prefix. If n is zero, `abResCheck` simply finds a compliant goal trace. If no $(n-1, a-d, b)$ -resilient extension trace can be found, then the current candidate trace is rejected, and `isAbRes` continues searching for the next candidate trace. If the search for candidate traces fails, then the system under consideration is not (n, a, b) -resilient. If the check for an $(n-1, a-d, b)$ -resilient extension trace succeeds for every update of every prefix execution, then the strategy is returned as a witness for (n, a, b) -resilience. We tested (n, a, b) -resilience to flight/system updates and event/goal updates with instances of the following command.

```
red isAbRes(['TRAVEL-SCENARIO'], N, allDi, SYST, patT, tCond, uStrat, 0) .
red isAbRes(['TRAVEL-SCENARIO'], 1, allEv, iSysT, patT, tCond, ueStrat, 0) .
```

The results are summarized in Table 4. Note that `N` is the number of updates (1, 2, or 3), `SYST` is (the meta representation of) an initial state with a starting day that is as late as possible to succeed if nothing goes wrong (247) or one day earlier (246) and 2 or 3 events. `patT` and `tCond` are the metaSearch pattern and condition arguments and `uStrat` is used to construct the update rule strategy. In the summary tables the `R?` indicates the result of `isAbRes`: `Y` for yes (a non-empty strategy is returned) and `N` for no. A dash indicates the experiment not done (because the check fails for smaller `N`). Lastly, `allEv` is the set of all implemented event update descriptions.

6 Conclusions and Related Work

We have shown that, for η -simple PPSs with traces containing only facts of bounded size, the (n, a, b) -resilience problem is Σ_{2n+1}^P -complete. In [1], we showed that the version of this problem without time bounds is PSPACE-complete for balanced systems with traces containing only facts of bounded size. In addition to the formal model and complexity results, we have implemented automated verification of time-bounded resilience using Maude. Resilience has been studied in computer science, as mentioned in Section 1, as well as in diverse areas such as civil engineering [7], disaster studies [31], and environmental science [16]. Formalizations of resilience are often tailored to specific applications [38, 3, 32, 19, 29] and cannot be easily adapted to different systems. However, while we illustrated time-bounded resilience via an example, implemented

in Maude, of a PPS modeling a flight planning scenario, our earlier work has studied similar properties for a diverse range of other critical, time-sensitive systems, from collaborative systems subject to governmental regulations [26], to distributed unmanned aerial vehicles (UAV) performing safety-critical tasks [22,23]. The strength of our formalism lies in its flexibility in modeling a wide range of multi-agent systems.

Interest in the study of resilience, as well as other related concepts such as robustness [8], recoverability [23,34], fault tolerance [27], and reliability [4], has grown in recent years. In [34], the authors introduced a notion of *time-bounded recovery* for *logical scenarios*, which are families of system states represented by patterns whose variables are constrained to describe an operating domain. In that work, recoverability is parameterized by an ordered set of safety conditions. Intuitively, a t -recoverable logical scenario is one which, when operating in normal mode, can recover from a lower-level safety condition to an optimal safety condition within t time steps, without reaching an unsafe condition. Like our formalization of resilience, their notion of t -recoverability concerns recovering from a deviation from normal execution. The primary distinction in [34] is that deviations are internal to the system, and instantaneous rules update the model state and compute control commands, and enabled rules must fire before time passes, as is common in real-time systems.

As already discussed, our definition of time-bounded resilience (Definition 11) can be seen as a modification of [1, Definitions 9-10], with time parameters a and b and taking into account both system and goal updates. Here, the recoverability conditions from [1] are simplified to the total relation on configurations. Further investigation of recoverability conditions and resilience with respect to critical updates is left for future work. An additional avenue of future work is to find conditions beyond η -simplicity which allow for polynomial-time solvability of the trace compliance problem. We also plan to study time-bounded resilience problems with respect to critical updates and other variations involving, *e.g.*, real-time models and infinite traces. We are interested in the relation of resilience properties to properties of time-sensitive distributed systems [24] (realizability, recoverability, reliability, survivability) as well as in investigating specific applications of resilience *e.g.*, in security, industry, IoT, etc., where further implementation results could provide interesting insights.

Acknowledgments. We thank Vivek Nigam for many insightful discussions during the early part of this work. Kanovich was partially supported by EPSRC Programme Grant EP/R006865/1: “Interface Reasoning for Interacting Systems (IRIS)”. Scedrov was partially supported by the U. S. Office of Naval Research under award number N00014-20-1-2635. Talcott was partially supported by the U. S. Office of Naval Research under award numbers N00014-15-1-2202 and N00014-20-1-2644, and NRL grant N0017317-1-G002.

References

1. M. A. Alturki, T. Ban Kirigin, M. Kanovich, V. Nigam, A. Scedrov, and C. Talcott. On the formalization and computational complexity of resilience problems for cyber-physical systems. In *Theoretical Aspects of Computing—ICTAC 2022: 19th International Colloquium, Tbilisi, Georgia, September 27–29, 2022, Proceedings*, pages 96–113. Springer, 2022.

2. S. Arora and B. Barak. *Complexity theory: A modern approach*. Cambridge University Press Cambridge, 2009.
3. S. Banescu, M. Ochoa, and A. Pretschner. A framework for measuring software obfuscation resilience against automated attacks. In *2015 IEEE/ACM 1st International Workshop on Software Protection*, pages 45–51, 2015.
4. E. Bauer. *Design for reliability: information and computer-based systems*. John Wiley & Sons, 2011.
5. A. Bennaceur, C. Ghezzi, K. Tei, T. Kehrer, D. Weyns, R. Calinescu, S. Dustdar, Z. Hu, S. Honiden, F. Ishikawa, Z. Jin, J. Kramer, M. Litoiu, M. Loreti, G. Moreno, H. Müller, L. Nenzi, B. Nuseibeh, L. Pasquale, W. Reisig, H. Schmidt, C. Tsigkanos, and H. Zhao. Modelling and analysing resilient cyber-physical systems. In *2019 IEEE/ACM 14th International Symposium on Software Engineering for Adaptive and Self-Managing Systems (SEAMS)*, pages 70–76, 2019.
6. R. Bloomfield, G. Fletcher, H. Khlaaf, P. Ryan, S. Kinoshita, Y. Kinoshita, M. Takeyama, Y. Matsubara, P. Popov, K. Imai, et al. Towards identifying and closing gaps in assurance of autonomous road vehicles—a collection of technical notes part 1. *arXiv preprint arXiv:2003.00789*, 2020.
7. A. Bozza, D. Asprone, and F. Fabbrocino. Urban resilience: A civil engineering perspective. *Sustainability*, 9(1), 2017.
8. M. Bruneau, S. E. Chang, R. T. Eguchi, G. C. Lee, T. D. O’Rourke, A. M. Reinhorn, M. Shinozuka, K. Tierney, W. A. Wallace, and D. Von Winterfeldt. A framework to quantitatively assess and enhance the seismic resilience of communities. *Earthquake spectra*, 19(4):733–752, 2003.
9. S. Caminiti, I. Finocchi, E. G. Fusco, and F. Silvestri. Resilient dynamic programming. *Algorithmica*, 77(2):389–425, Feb 2017.
10. M. Clavel, F. Durán, S. Eker, P. Lincoln, N. Martí-Oliet, J. Meseguer, and C. Talcott. *All About Maude: A High-Performance Logical Framework*, volume 4350 of *LNCS*. Springer, 2007.
11. D. Cunningham, D. Grove, B. Herta, A. Iyengar, K. Kawachiya, H. Murata, V. Saraswat, M. Takeuchi, and O. Tardieu. Resilient λ 10: Efficient failure-aware programming. *SIGPLAN Not.*, 49(8):67–80, feb 2014.
12. N. A. Durgin, P. Lincoln, J. C. Mitchell, and A. Scedrov. Multiset rewriting and the complexity of bounded security protocols. *Journal of Computer Security*, 12(2):247–311, 2004.
13. O. Eigner, S. Eresheim, P. Kieseberg, L. D. Klausner, M. Pirker, T. Priebe, S. Tjoa, F. Marulli, and F. Mercaldo. Towards resilient artificial intelligence: Survey and research issues. In *2021 IEEE International Conference on Cyber Security and Resilience (CSR)*, pages 536–542, 2021.
14. H. B. Enderton. *A mathematical introduction to logic*. Academic Press, 1972.
15. U. Ferraro-Petrillo, I. Finocchi, and G. F. Italiano. Experimental study of resilient algorithms and data structures. In P. Festa, editor, *Experimental Algorithms*, pages 1–12, Berlin, Heidelberg, 2010. Springer Berlin Heidelberg.
16. C. Folke. Resilience: The emergence of a perspective for social–ecological systems analyses. *Global Environmental Change*, 16(3):253–267, 2006. Resilience, Vulnerability, and Adaptation: A Cross-Cutting Theme of the International Human Dimensions Programme on Global Environmental Change.
17. M. R. Garey and D. S. Johnson. *Computers and Intractability: A Guide to the Theory of NP-Completeness (Series of Books in the Mathematical Sciences)*. W. H. Freeman, first edition edition, 1979.
18. S. Goel, S. Hanneke, S. Moran, and A. Shetty. Adversarial resilience in sequential prediction via abstention. *arXiv preprint arXiv:2306.13119*, 2023.

19. W. Huang, Y. Zhou, Y. Sun, A. Banks, J. Meng, J. Sharp, S. Maskell, and X. Huang. Formal verification of robustness and resilience of learning-enabled state estimation systems for robotics, 2020.
20. S. Hukerikar, P. C. Diniz, and R. F. Lucas. A programming model for resilience in extreme scale computing. In *IEEE/IFIP International Conference on Dependable Systems and Networks Workshops (DSN 2012)*, pages 1–6, 2012.
21. M. Kanovich, T. Ban Kirigin, V. Nigam, and A. Scedrov. Bounded memory dolev–yao adversaries in collaborative systems. *Information and Computation*, 238:233–261, 2014.
22. M. Kanovich, T. Ban Kirigin, V. Nigam, A. Scedrov, and C. Talcott. Timed multiset rewriting and the verification of time-sensitive distributed systems. In *14th International Conference on Formal Modeling and Analysis of Timed Systems (FORMATS)*, 2016.
23. M. Kanovich, T. Ban Kirigin, V. Nigam, A. Scedrov, and C. Talcott. On the complexity of verification of time-sensitive distributed systems. In D. Dougherty, J. Meseguer, S. A. Mödersheim, and P. Rowe, editors, *Protocols, Strands, and Logic*, volume 13066 of *Springer LNCS*, pages 251–275. Springer International Publishing, 2021.
24. M. Kanovich, T. Ban Kirigin, V. Nigam, A. Scedrov, and C. Talcott. On the complexity of verification of time-sensitive distributed systems. In *Protocols, Strands, and Logic*, pages 251–275. Springer International Publishing, 2021.
25. M. Kanovich, T. Ban Kirigin, V. Nigam, A. Scedrov, and C. L. Talcott. Time, computational complexity, and probability in the analysis of distance-bounding protocols. *Journal of Computer Security*, 25(6):585–630, 2017.
26. M. Kanovich, T. Ban Kirigin, V. Nigam, A. Scedrov, C. L. Talcott, and R. Perovic. A rewriting framework and logic for activities subject to regulations. *Mathematical Structures in Computer Science*, 27(3):332–375, 2017.
27. I. Koren and C. M. Krishna. *Fault-tolerant systems*. Morgan Kaufmann, 2020.
28. X. Koutsoukos, G. Karsai, A. Laszka, H. Neema, B. Potteiger, P. Volgyesi, Y. Vorobeychik, and J. Zszipanovits. Sure: A modeling and simulation integration platform for evaluation of secure and resilient cyber–physical systems. *Proceedings of the IEEE*, 106(1):93–112, 2018.
29. A. M. Madni, D. Erwin, and M. Sievers. Constructing models for systems resilience: Challenges, concepts, and formal methods. *Systems*, 8(1), 2020.
30. A. M. Madni and S. Jackson. Towards a conceptual framework for resilience engineering. *IEEE Systems Journal*, 3(2):181–191, 2009.
31. S. B. Manyena. The concept of resilience revisited. *Disasters*, 30(4):434–450, 2006.
32. S. Mouelhi, M.-E. Laarouchi, D. Cancila, and H. Chaouchi. Predictive formal analysis of resilience in cyber-physical systems. *IEEE Access*, 7:33741–33758, 2019.
33. R. Neches and A. M. Madni. Towards affordably adaptable and effective systems. *Systems Engineering*, 16(2):224–234, 2013.
34. V. Nigam and C. L. Talcott. Automating recoverability proofs for cyber-physical systems with runtime assurance architectures. In C. David and M. Sun, editors, *17th International Symposium on Theoretical Aspects of Software Engineering*, volume 13931 of *Lecture Notes in Computer Science*, pages 1–19. Springer, 2023.
35. F. O. Olowononi, D. B. Rawat, and C. Liu. Resilient machine learning for networked cyber physical systems: A survey for machine learning security to securing machine learning for cps. *IEEE Communications Surveys & Tutorials*, 23(1):524–552, 2021.
36. C. H. Papadimitriou. *Computational complexity*. Academic Internet Publ., 2007.
37. A. Prasad. *Towards Robust and Resilient Machine Learning*. PhD thesis, Carnegie Mellon University, Apr 2022.
38. V. C. Sharma, A. Haran, Z. Rakamaric, and G. Gopalakrishnan. Towards formal approaches to system resilience. In *2013 IEEE 19th Pacific Rim International Symposium on Dependable Computing*, pages 41–50, 2013.

39. L. J. Stockmeyer. The polynomial-time hierarchy. *Theoretical Computer Science*, 3(1):1–22, 1976.
40. M. Vardi. Efficiency vs. resilience: What covid-19 teaches computing. *Communications of the ACM*, 63(5):9–9, 2020.