

On Completely Edge-Independent Spanning Trees in Locally Twisted Cubes

Xiaorui Li^{1,2}, Baolei Cheng^{1,2}, Jianxi Fan¹, Yan Wang¹, and Dajin Wang³

¹School of Computer Science and Technology, Soochow University,
Suzhou 215006, China

²Provincial Key Laboratory for Computer Information Processing Technology,
Soochow University, Suzhou 215006, China

³School of Computing, Montclair State University, Upper Montclair, NJ 07043, USA

20224227038@stu.suda.edu.cn, {chengbaolei, jxfan, wangyanme}@suda.edu.cn,
wangd@montclair.edu

Abstract. A network can contain numerous spanning trees. If two spanning trees T_i, T_j do not share any common edges, T_i and T_j are said to be *pairwisely edge-disjoint*. For spanning trees T_1, T_2, \dots, T_m , if every two of them are pairwisely edge-disjoint, they are called *completely edge-independent spanning trees* (CEISTs for short). CEISTs can facilitate many network functionalities, and constructing CEISTs as maximally allowed as possible in a given network is a worthy undertaking. In this paper, we establish the maximal number of CEISTs in the *locally twisted cube* network, and propose an algorithm to construct $\lfloor \frac{n}{2} \rfloor$ CEISTs in LTQ_n , the n -dimensional locally twisted cube. The proposed algorithm has been actually implemented, and we present the outputs. Network broadcasting in the LTQ_n was simulated using $\lfloor \frac{n}{2} \rfloor$ CEISTs, and the performance compared with broadcasting using a single tree.

Keywords: Broadcasting; Edge-disjoint; CEISTs; Locally twisted cubes; Spanning trees; Tree embedding.

1 Introduction

One important indicator for a network's robustness is its ability to effectively embed useful structures, such as paths, rings, trees, etc. that satisfy certain constraints in the network. In recent years, the question of finding *completely edge-independent spanning trees* (CEISTs) in interconnection networks has particularly interested researchers in the field. The completely edge-independent spanning trees in a network can be an instrumental facilitator of many network functions, such as reliable communication, fault-tolerant broadcasting, secure messages distribution, etc [1, 2, 3, 4]. If we can determine the maximum number of CEISTs to optimize the utilization of the edges in a given network, we can achieve the maximum channel utilization, and reduce the communication

delay. If there are k CEISTs in a network, then the network can tolerate, in the worst-case scenario, as many as $(k - 1) \times (n - 1)$ tree-edges to be faulty, and still achieve broadcasting.

In the study of computer networks, a network is almost exclusively modeled by a *graph* $G = (V, E)$ as in graph theory, with V being the set of vertices (nodes in network terms), and E being the set of edges (links/lines/channels between nodes). In this paper, these terms—graphs and networks, vertices and nodes, edges and links/lines/channels—will be used interchangeably.

There are several different categories of independent spanning trees, and they are broadly classified into *edge-independent spanning trees* (EISTs), *node-independent spanning trees* (NISTs), *completely independent spanning trees* (CISTs), and *edge-disjoint spanning trees* (EDSTs), etc. (see [4] for all these definitions). In general, EISTs is a set of spanning trees rooted at u in G such that there are no common internal edges between u and any other node among the paths in these spanning trees [4], and the difference between EISTs and EDSTs is that in EISTs, all spanning trees share one particular node as their common root, while all spanning trees in EDSTs are rootless. For that reason, CEISTs as EDSTs have been interchangeably used in the literature.

However, we noted that the definition of EDSTs in [21] is actually our definition of EISTs. Furthermore, Lin et al. proved that Hsieh and Tu's spanning trees are indeed node-independent spanning trees [27], that is, the spanning trees they constructed are rooted trees. Therefore, the spanning trees dealt with in our paper are different than those in [21]. Following the nomenclature of CIST (where “completely” means “rootless”), in the rest of this paper we employ the term CEISTs instead of EDSTs to avoid further confusion.

The *hypercube*, denoted by Q_n , is a classical interconnection network that has many desirable properties, such as low diameter, high connectivity, symmetry, etc. [5, 6, 7]. The CEISTs in Q_n have been extensively studied. Barden et al. proposed a method for obtaining the maximum number of CEISTs in Q_n , and proved that there exist $\lfloor \frac{n}{2} \rfloor$ CEISTs in Q_n [8]. For the *Cartesian product network* $G \times F$, Ku et al. gave two methods to embed CEISTs [9]. The first method constructed $n_1 + n_2$ CEISTs in $G \times F$ with certain assumptions, while the second one with no assumptions constructed $n_1 + n_2 - 1$ CEISTs in $G \times F$, where n_1 (resp. n_2) is the number of CEISTs in G (resp. F). In 2021, Zhou et al. proposed the maximum number of CEISTs and edge-disjoint spanning c -forests of equiarboreal graphs [10]. In 2022, Wang et al. proposed an algorithm that constructed completely independent spanning trees in the line graph of graph G based on G 's CEISTs [15]. Furthermore, CEISTs have also been studied for some special networks [11, 12, 13, 14].

Fan et al. introduced the notion of *bijective connection networks* (BC networks for short) [16, 28], which include many well-known networks, such as hypercubes, locally twisted cubes, crossed cubes, etc., and other less known networks. Based on BC networks, *conditional BC networks* were defined by Cheng et al. in [17]. It has been shown that hypercubes, crossed cubes, locally twisted

cubes, and Möbius cubes all belong to conditional BC networks. As of today, CEISTs in hypercubes [8] and crossed cubes [18] have been obtained, while CEISTs in locally twisted cubes and Möbius cubes [24] still remain unsolved.

As a prominent variant of the hypercube, the *locally twisted cube* LTQ_n , proposed by Yang et al. [19], has advantageous properties including low diameter and low fault-diameter. Hsieh et al. proved that LTQ_n is $(2n - 5)$ -Hamiltonian (for $n \geq 3$) if each vertex in LTQ_n is associated with at least two fault edges [20]. In this paper, we study how to embed the maximal number of CEISTs in the LTQ_n . Our work in this paper can be outlined as follows:

- 1) We propose a recursive algorithm, named $CEISTs_LTQ$, that constructs $\lfloor \frac{n}{2} \rfloor$ CEISTs $T_1, T_2, \dots, T_{\lfloor \frac{n}{2} \rfloor}$ in the LTQ_n ;
- 2) We prove theoretically the correctness of $CEISTs_LTQ$, and determine its time complexity as $O(n \cdot 2^n)$, where n is the dimension of LTQ ;
- 3) To solidly validate the algorithm, $CEISTs_LTQ$ has been actually implemented, and we present the running outputs;
- 4) We have simulated the broadcasting in LTQ_n using $CEISTs$, and the outcomes are presented and discussed.

It is worth pointing out that the CEISTs-construction methods developed earlier for the hypercube and the crossed cube [8, 18] cannot be directly applied to LTQ . The link connection between subcubes in LTQ is more complicated than in the hypercube/crossed cube, calling for different, new approaches in the CEISTs-construction process.

The rest of this paper proceeds as follows. Section 2 provides the preliminaries. Section 3 includes the paper's main work—describing the algorithm for constructing $\lfloor \frac{n}{2} \rfloor$ CEISTs in LTQ_n , proving its correctness, and analyzing its time complexity. Section 3 also discusses the technical similarity/difference between $CEISTs_LTQ$ and existing CEISTs algorithms for hypercubes and crossed cubes. Section 4 presents the simulation experiments to verify the validity of the algorithm, and evaluates its performance in efficient broadcasting. Section 5 concludes the paper.

2 Preliminaries

2.1 Terminology and notation

A network can be abstracted as a graph $G(V(G), E(G))$, where $V(G)$ denotes the vertex set and $E(G)$ denotes the edge set, representing the servers and the links between them respectively. As pointed out earlier, graphs and networks are interchangeably used throughout this paper.

T is said to be a spanning tree of graph G , if (1) T contains all the vertices of G ; (2) T has exactly $|V(G)| - 1$ edges from $E(G)$. A path started from u and ended at v is denoted (u, v) -path. Given two (u, v) -paths P and Q started at u

and ended with v , P and Q are *edge-disjoint* if they share no common edges. Let T_1, T_2, \dots, T_m be spanning trees in graph G , if for every pair of them do not contain the common edges, then T_1, T_2, \dots, T_m are called completely edge-independent spanning trees (CEISTs for short) in G .

A binary string u with length n can be written as $u_{n-1}u_{n-2}\dots u_i u_{i-1}\dots u_0$, where $u_i \in \{0, 1\}$ and $0 \leq i \leq n-1$. The complement of u_i will be denoted by \bar{u}_i ($\bar{0} = 1$ and $\bar{1} = 0$). $|u|$ is the decimal value of u . A path P from $v^{(1)}$ to $v^{(n)}$ can be denoted as $v^{(1)}-v^{(2)}-\dots-v^{(n)}$. $u - v$ means the decimal value of vertex u minus the decimal value of vertex v .

2.2 Locally Twisted Cubes

We adopt the definition of LTQ_n as follows.

Definition 1 [19]. For integer $n \geq 2$. The n -dimensional locally twisted cube, denoted by LTQ_n , is defined recursively as follows.

(1) LTQ_2 is a graph consisting of four vertices labeled with 00, 01, 10, and 11, respectively, connected by four edges (00, 01), (00, 10), (01, 11), and (10, 11).

(2) For integer $n \geq 3$, LTQ_n is built from two disjoint copies of LTQ_{n-1} according to the following steps. Let LTQ_{n-1}^0 (respectively, LTQ_{n-1}^1) denote the graph obtained by prefixing the label of each vertex in one copy of LTQ_{n-1} with 0 (respectively, 1). Each vertex $u = 0(u_{n-2}u_{n-3}\dots u_0)$ in LTQ_{n-1}^0 is connected with the vertex $1(u_{n-2} \oplus u_0)u_{n-3}\dots u_0$ in LTQ_{n-1}^1 by an edge, where " \oplus " represents the modulo 2 addition.

The locally twisted cube LTQ_n can also be equivalently defined in the following non-recursive fashion.

Definition 2 [19]. For integer $n \geq 2$, the n -dimensional locally twisted cube, LTQ_n , is a graph with $\{0, 1\}^n$ as the vertex set. Two vertices $u = u_{n-1}u_{n-2}\dots u_0$ and $v = v_{n-1}v_{n-2}\dots v_0$ in LTQ_n are adjacent if and only if either (1) For some $2 \leq i \leq n-1$, $u_i = \bar{v}_i$ and $u_{i-1} = v_{i-1} \oplus u_0$, and $u_j = v_j$ for all the remaining bits or, (2) For some $i \in \{0, 1\}$, $u_i = \bar{v}_i$, and $u_j = v_j$ for all the remaining bits.

Fig. 1 shows the examples of LTQ_3 and LTQ_4 .

It follows that LTQ_n is an n -regular graph, and any two adjacent vertices in LTQ_n differ by at most two consecutive bits. Moreover, the following lemma holds.

Lemma 1 [21] Let $u = u_{n-1}u_{n-2}\dots u_0$ and $v = v_{n-1}v_{n-2}\dots v_0$ be two adjacent vertices in LTQ_n ($n \geq 2$) with $u > v$. Then, the following statements hold.

- (1) If u is even, then $u - v = 2^i$ for some $0 \leq i \leq n-1$.
- (2) If u is odd, then either $u - v = 2^i$ for some $i \in \{0, 1\}$ or $u - v = 2^i - [(-1)^{u_i-1} \times 2^{i-1}]$ for some $i \geq 2$.

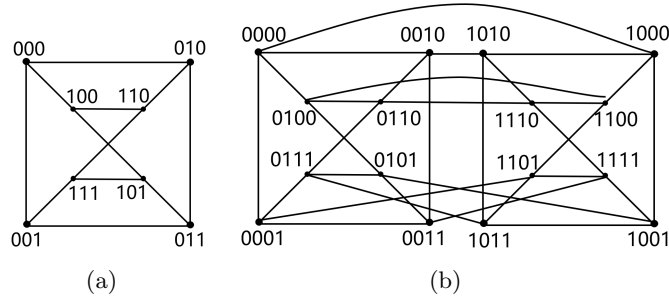


Fig. 1. (a) LTQ_3 (b) LTQ_4 .

When two adjacent vertices u and v have a leftmost differing bit at position d , that is $u_d \neq v_d$ and $u_{n-1}u_{n-2}\dots u_{d+1} = v_{n-1}v_{n-2}\dots v_{d+1}$. Furthermore, for $W \subseteq V(LTQ_n)$, $N_d(W) = \{N_d(w) | w \in W\}$ denotes the set of the d -neighbors of all vertices in W . When two vertices u and v are adjacent, and both u 's decimal value and v 's decimal value are even (odd), we say (u, v) is even (odd) edge.

3 Completely Edge-independent Spanning Trees in Locally Twisted Cubes

In this section, we propose an algorithm to construct $\lfloor \frac{n}{2} \rfloor$ CEISTs in LTQ_n , where $n \geq 2$, prove its correctness, and analyze its time complexity. In what follows, we represent each vertex in the trees by its decimal value.

3.1 Construction Algorithm of CEISTs for Locally Twisted Cubes

A CEIST can be constructed easily in LTQ_2 and an example is presented in Fig. 2.

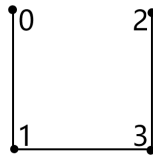


Fig. 2. CEIST T_1 in LTQ_2 .

For $n \geq 3$ and n is odd, LTQ_n consists of two subcubes LTQ_{n-1}^0 and LTQ_{n-1}^1 , denoted by A and B . If there are $\lfloor \frac{n}{2} \rfloor$ CEISTs in A , we can construct $\lfloor \frac{n}{2} \rfloor$ CEISTs that are one-to-one isomorphic with $\lfloor \frac{n}{2} \rfloor$ trees of A in B

accordingly. Then, for every two isomorphic trees in LTQ_n , we expect to connect them through specific edges to obtain $\lfloor \frac{n}{2} \rfloor$ CEISTs in LTQ_n . Based on the above discussion, we propose a function (see algorithm *Odd.CEISTs*) to obtain $\lfloor \frac{n}{2} \rfloor$ CEISTs in LTQ_n .

Algorithm *Odd.CEISTs*

Input: γ_A ($n-1$), and $P_A: v_A^1-v_A^2-\dots-v_A^{\lceil \frac{n}{2} \rceil}$.

(P_A is constructed recursively by algorithm *CEISTs.LTQ*).

Output: γ (n).

Begin

Step 1. Construct $T_1^B, T_2^B, \dots, T_{\lfloor \frac{n}{2} \rfloor}^B$ and the path $P_B: v_B^1-v_B^2-\dots-v_B^{\lceil \frac{n}{2} \rceil}$.

1: for $i = 1$ to $\lfloor \frac{n}{2} \rfloor$ do

2: Construct tree T_i^B by adding 2^{n-1} to each vertex in T_i^A .

3: end for

4: for $i = 1$ to $\lfloor \frac{n}{2} \rfloor$ do

5: $|v_B^i| = |v_A^i| + 2^{n-1}$.

6: end for

Step 2. Construct T_1, T_2, \dots , and $T_{\lfloor \frac{n}{2} \rfloor}$ as follows.

7: for $i = 1$ to $\lfloor \frac{n}{2} \rfloor$ do

8: $V(T_i) = V(LTQ_n)$.

9: $E(T_i) = E(T_i^A) \cup E(T_i^B) \cup \{(v_A^i, v_B^i)\}$.

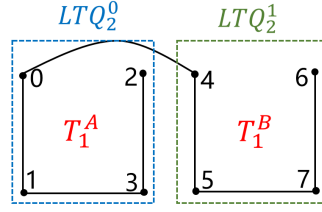
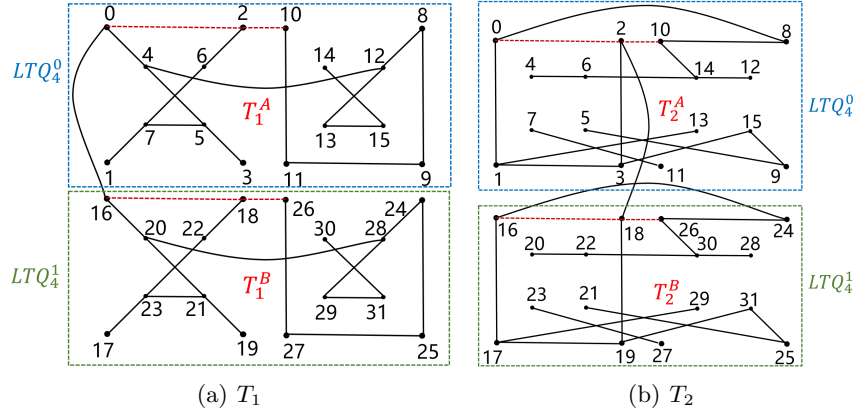
10: end for

11: return γ (n) = $\{T_1, T_2, \dots, T_{\lfloor \frac{n}{2} \rfloor}\}$.

end

Example1. By algorithm *Odd.CEISTs*, Fig. 3 demonstrates the construction of CEIST T_1 in LTQ_3 , and Fig. 4 demonstrates the construction of two CEISTs T_1 and T_2 in LTQ_5 . We take the LTQ_5 as an example. Firstly, the two CEISTs $\gamma_A(4) = \{T_1^A, T_2^A\}$ and the path $P_A: 0-2-10$ in LTQ_4 as the input of the algorithm are presented in Fig. 5. Next, according to the step 1 of the algorithm, T_1^B, T_2^B and $P_B: 16-18-26$ are obtained. Then, according to the step 2 of the algorithm, T_1 is constructed by connecting T_1^A and T_1^B through edge $(0, 16)$. T_2 is constructed by connecting T_2^A and T_2^B through edge $(2, 18)$.

For $n \geq 4$ and n is even, LTQ_n consists of four subcubes $LTQ_{n-2}^{00}, LTQ_{n-2}^{10}, LTQ_{n-2}^{11}$ and LTQ_{n-2}^{01} , denoted by A, B, C and D , which have the common prefix $00, 10, 11$ and 01 , respectively. If there are $\frac{n-2}{2}$ CEISTs in A , we can construct $\frac{n-2}{2}$ CEISTs that are one-to-one isomorphic with $\frac{n-2}{2}$ trees of A in B accordingly, and so are C and D . Then, for every four isomorphic trees in LTQ_n , we expect to connect them through specific edges to obtain $\lfloor \frac{n}{2} \rfloor$ CEISTs in LTQ_n , and after the construction of $\lfloor \frac{n}{2} \rfloor$ CEISTs, we also expect to get $\frac{n}{2}$ unused edges to form exactly path. Based on the above discussion, we propose a function (see algorithm *Even.CEISTs*) to obtain $\lfloor \frac{n}{2} \rfloor$ CEISTs in LTQ_n .


 Fig. 3. CEIST T_1 in LTQ_3 .

 Fig. 4. Two CEISTs T_1 and T_2 in LTQ_5 .

Algorithm *Even_CEISTs*

 Input: γ_A ($n-2$) and $P_A: v_A^1 - v_A^2 - \dots - v_A^{\frac{n}{2}}$.

 (P_A is constructed recursively by algorithm *CEISTs.LTQ*).
 Output: γ (n), and $P: v^1 - v^2 - \dots - v^{\frac{n}{2}+1}$.

Begin

 Step 1. For $1 \leq i \leq \frac{n-2}{2}$, construct $T_i^B, T_i^C, T_i^D, P_B, P_C, P_D$.

 1: for $i=1$ to $\frac{n-2}{2}$ do

 2: Construct T_i^B, T_i^C, T_i^D by adding $2^{n-1}, 3 \cdot 2^{n-2}, 2^{n-2}$ to each vertex in T_i^A , respectively.

3: end for

 4: Construct paths P_B, P_C, P_D by adding $2^{n-1}, 3 \cdot 2^{n-2}, 2^{n-2}$ to each vertex in P_A , respectively.

 Step 2. Construct T_i , for $1 \leq i \leq \frac{n}{2} - 2$.

 5: $V(T_i) = V(LTQ_n)$,

 6: $E(T_i) = E(T_i^{\epsilon \in \{A,B,C,D\}}) \cup \{(v_A^i, v_B^i)\} \cup \{(v_B^i, v_C^i)\} \cup \{(v_C^i, v_D^i)\}$.

 Step 3. Construct $T_{\frac{n}{2}-1}$ ($i = \frac{n}{2} - 1$).

 7: $V(T_i) = V(LTQ_n)$,

8: $E(T_i) = E(T_i^{\epsilon \in \{B, C, D\}}) \cup \{(v_B^i, v_C^i)\} \cup \{(v_C^i, v_D^i)\} \cup \{(v, N_{n-2}(v)) | v \in V(T_i^A)\}$.

Step 4. Construct $T_{\frac{n}{2}} (i = \frac{n}{2})$.

9: $V(T_i) = V(LTQ_n)$,

10: $E(T_i) = E(T_{i-1}^A) \cup \{(v, N_{n-1}(v)) | v \in V(T_{i-1}^A) \text{ and } |v| \text{ is even}\} \setminus \{(v_A^j, v_B^j) | j = 1 \text{ to } i-2, \text{ and } j = i\} \cup \{(v, N_{n-2}(v)) | v \in V(T_{i-1}^B) \text{ and } |v| \text{ is even}\} \setminus \{(v_B^j, v_C^j) | j = 1 \text{ to } i-1\} \cup \{(v, N_{n-1}(v)) | v \in V(T_{i-1}^C) \text{ and } |v| \text{ is even}\} \setminus \{(v_C^j, v_D^j) | j = 1 \text{ to } i-1\} \cup \{(v, N_{n-1}(v)) | v \in V(T_{i-1}^A) \text{ and } |v| \text{ is odd}\} \cup \{(v, N_{n-2}(v)) | v \in V(T_{i-1}^C) \text{ and } |v| \text{ is odd}\} \cup \{(v, N_{n-1}(v)) | v \in V(T_{i-1}^B) \text{ and } |v| \text{ is odd}\} \cup \{(v_r^j, v_r^{j+1}) | r \in \{B, C, D\}, j = 1 \text{ to } i-1\}$.

Step 5. Construct the path $P: v^1-v^2-\dots-v^{\frac{n}{2}+1}$ as follows.

11: $v^i = v_A^i$, for $1 \leq i \leq \frac{n}{2}$.

12: $v_A^{\frac{n}{2}+1} = v_A^{\frac{n}{2}} + 2^{n-1}$.

13: return $\gamma(n) = \{T_1, T_2, \dots, T_{\frac{n}{2}}\}$, and P .

end

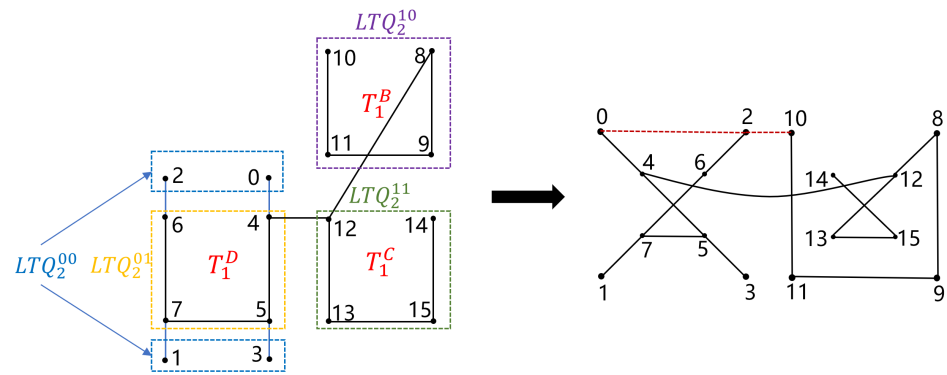
Example2. By algorithm *Even_CEISTs*, Fig. 5 demonstrates the construction of two CEISTs T_1 and T_2 in LTQ_4 , and Fig. 6 demonstrates the construction of three CEISTs T_1, T_2 and T_3 in LTQ_6 . We take LTQ_6 as an example, firstly, the two CEISTs $\gamma_A(4) = \{T_1^A, T_2^A\}$ and the path $P_A: 0-2-10$ in LTQ_4 as the input of the algorithm are presented in Fig. 5. Next, according to the step 1 of the algorithm *Even_CEISTs*, $T_1^B, T_2^B, T_1^C, T_2^C, T_1^D, T_2^D$ and $P_B: 32-34-42, P_C: 48-50-58, P_D: 16-18-26$ are obtained. Then, according to the step 2 of the algorithm *Even_CEISTs*, T_1 is constructed by connecting T_1^A, T_1^B, T_1^C and T_1^D , through edges $(0, 32), (32, 48)$ and $(48, 16)$. T_2 is constructed by connecting T_2^B, T_2^C and T_2^D through edges $(34, 50)$ and $(50, 18)$, and all the edges between A and D . T_3 is constructed by the following steps: (1) T_2^A is contained in T_3 . (2) First, connect all the even edges between A and B except $(0, 32)$ and $(10, 42)$, all the even edges between B and C except $(32, 48)$ and $(34, 50)$, and all the even edges between C and D except $(16, 48)$ and $(18, 50)$. (3) Then, connect all the odd edges between A and C , all the odd edges between C and B , and all the odd edges between B and D . (4) Connect $(32, 34), (34, 42), (48, 50), (50, 58), (16, 18), (18, 26)$. Finally, the path P is $0-2-10-42$.

Then we synthesize the two algorithms and propose an integrated algorithm, named algorithm *CEISTs_LTQ*, to generate $\lfloor \frac{n}{2} \rfloor$ CEISTs in LTQ_n , where $n \geq 2$.

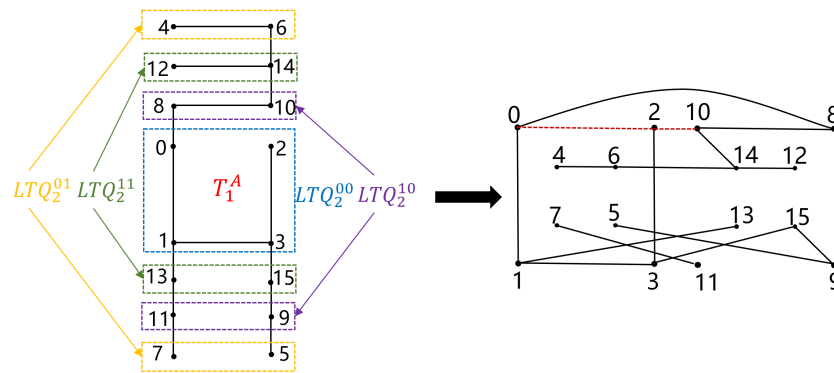
Algorithm *CEISTs_LTQ*

Input: Integer n , with $n \geq 2$.

Output: $\gamma(n)$, for $n \geq 2$, and a path $P: v^1-v^2-\dots-v^{\frac{n}{2}+1}$ when n is even.



(a) T_1



(b) T_2

Fig. 5. Two CEISTs T_1 and T_2 in LTQ_4 .

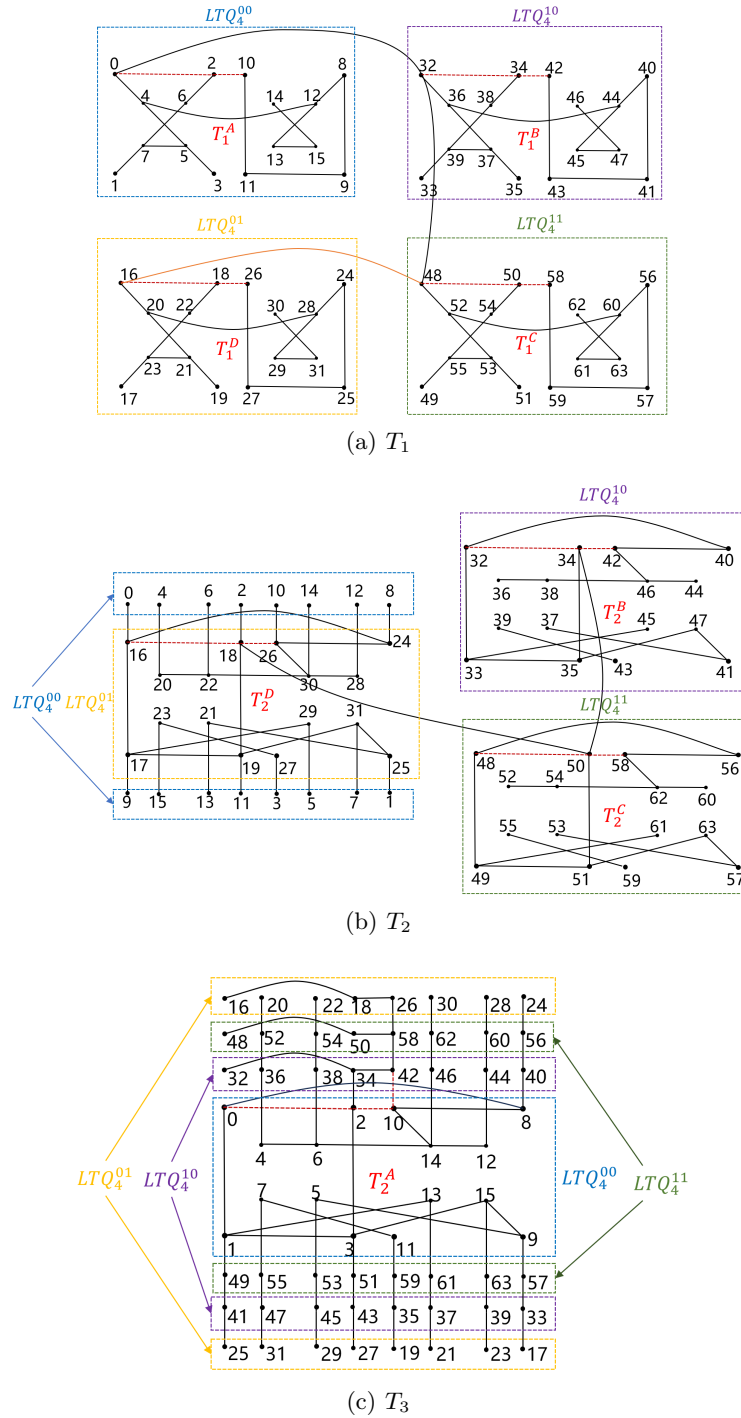


Fig. 6. Three CEISTs T_1 , T_2 and T_3 in LTQ_6 .

Begin

```

1: if  $n = 2$  then
2:    $V(T_1) = \{0, 1, 2, 3\}$ ,  $E(T_1) = \{(0,1), (1,3), (3,2)\}$ ,
3:    $v^1 = 0$ ,  $v^2 = 2$ .
4: if  $n \geq 3$  and  $n$  is odd then
5:    $\gamma(n-1)$ ,  $P_A \leftarrow CEISTs\_LTQ(n-1)$ ,
6:    $\gamma(n) \leftarrow Odd\_CEISTs(\gamma(n-1), P_A)$ .
7: if  $n \geq 4$  and  $n$  is even then
8:    $\gamma(n-2)$ ,  $P_A \leftarrow CEISTs\_LTQ(n-2)$ ,
9:    $\gamma(n-1)$ ,  $P \leftarrow Even\_CEISTs(\gamma(n-2), P_A)$ .
10: return  $\gamma(n)$ , and path  $P$  for  $n$  is even.
end
    
```

3.2 Correctness of $CEISTs_LTQ$

To verify the correctness of the CEISTs obtained by algorithm $CEISTs_LTQ$, we present the following theorems.

Theorem 1. For $n \geq 3$ and n is odd, $T_1, T_2, \dots, T_{\lfloor \frac{n}{2} \rfloor}$ constructed by algorithm $CEISTs_LTQ$ are $\lfloor \frac{n}{2} \rfloor$ CEISTs in LTQ_n .

Proof. By the step 1 of algorithm Odd_CEISTs , T_i^B is constructed by adding 2^{n-1} to each vertex in T_i^A , we have $E(T_i^B) \cap E(T_j^B) = \emptyset$, for any $1 \leq i < j \leq \lfloor \frac{n}{2} \rfloor$, and P_B is constructed by adding 2^{n-1} to each vertex in P_A , we have $V(P_A) \cap V(P_B) = \emptyset$. Since $|v_A^i|$ is even, for $1 \leq i \leq \lfloor \frac{n}{2} \rfloor$, according to Lemma 1, v_A^i and v_B^i are two adjacent vertices. Thus $(v_A^i, v_B^i) \neq (v_A^j, v_B^j)$, for any $1 \leq i < j \leq \lfloor \frac{n}{2} \rfloor$, $\{E(T_i^A) \cup E(T_j^B) \cup \{(v_A^i, v_B^i)\}\} \cap \{E(T_j^A) \cup E(T_i^B) \cup \{(v_A^j, v_B^j)\}\} = \emptyset$, for any $1 \leq i < j \leq \lfloor \frac{n}{2} \rfloor$. Therefore, $E(T_i) = \{E(T_i^A) \cup E(T_i^B) \cup \{(v_A^i, v_B^i)\}\}$, $E(T_i) \cap E(T_j) = \emptyset$, for any $1 \leq i < j \leq \lfloor \frac{n}{2} \rfloor$, there exist $\lfloor \frac{n}{2} \rfloor$ CEISTs $T_1, T_2, \dots, T_{\lfloor \frac{n}{2} \rfloor}$ in LTQ_n , where $n \geq 3$ and n is odd.

Theorem 2. For $n \geq 4$ and n is even, $T_1, T_2, \dots, T_{\frac{n}{2}}$ constructed by algorithm $CEISTs_LTQ$ are $\frac{n}{2}$ CEISTs in LTQ_n .

Proof. By the step 1 of algorithm $Even_CEISTs$, trees T_i^B , T_i^C and T_i^D are constructed by adding 2^{n-1} , $3 \cdot 2^{n-1}$ and 2^{n-2} to each vertex in T_i^A , respectively, we have $\{E(T_i^r) \cap E(T_j^r) = \emptyset | r \in \{B, C, D\}, 1 \leq i < j \leq \frac{n}{2} - 2\}$, and P_B, P_C, P_D are constructed by adding $2^{n-1}, 3 \cdot 2^{n-1}, 2^{n-2}$ to each vertex in P_A , respectively, we have $V(P_A) \cap V(P_B) \cap V(P_C) \cap V(P_D) = \emptyset$. Since $|v_A^i|$ is even, for $i \in \{1, 2, \dots, \frac{n}{2}\}$, according to Lemma 1, v_A^i and v_B^i are two adjacent vertices, v_B^i and v_C^i are two adjacent vertices, v_C^i and v_D^i are two adjacent vertices, and v_A^i and v_D^i are two adjacent vertices. We have the following cases:

Case 1. Construct T_i , for $1 \leq i \leq \frac{n}{2} - 2$. By the step 2 of algorithm $Even_CEISTs$, we can know $E(T_i) = E(T_i^A) \cup E(T_i^B) \cup E(T_i^C) \cup E(T_i^D) \cup$

$\{(v_A^i, v_B^i), (v_B^i, v_C^i), (v_C^i, v_D^i)\}$. Therefore, $E(T_i) \cap E(T_j) = \emptyset$, for any $1 \leq i < j \leq \frac{n}{2} - 2$.

Case 2. Construct $T_{\frac{n}{2}-1}$. From the topology of LTQ_n , We know both even vertices and odd vertices are adjacent only between A and D , or between B and C , the simple topology of LTQ_n is presented in Fig. 7. Thus, we choose $T_{\frac{n}{2}-1}^B, T_{\frac{n}{2}-1}^C$ and $T_{\frac{n}{2}-1}^D$ as the infrastructure, and connect them by $(v_B^{\frac{n}{2}-1}, v_C^{\frac{n}{2}-1}), (v_C^{\frac{n}{2}-1}, v_D^{\frac{n}{2}-1})$. Then, we connect all the vertices between A and D to obtain tree $T_{\frac{n}{2}-1}$. Obviously, $E(T_i) \cap E(T_j) = \emptyset$, for any $1 \leq i < j \leq \frac{n}{2} - 1$.

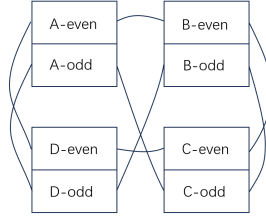


Fig. 7. The topology of LTQ_n .

Case 3. Construct $T_{\frac{n}{2}}$. By Case 1 and Case 2, we know the unused edges are $E(T_{\frac{n}{2}-1}^A)$, even edges between A and B except for $(v_A^i, v_B^i)(1 \leq i \leq \frac{n}{2} - 2)$ and $(v_A^{\frac{n}{2}}, v_B^{\frac{n}{2}})$, even edges between B and C except for $(v_B^i, v_C^i)(1 \leq i \leq \frac{n}{2} - 1)$, even edges between C and D except for $(v_C^i, v_D^i)(1 \leq i \leq \frac{n}{2} - 1)$, all the odd edges in LTQ_n , and (v_r^j, v_r^{j+1}) , for $r \in \{B, C, D\}$, and $j = 1$ to $\frac{n}{2} - 1$. Thus, we choose $T_{\frac{n}{2}-1}^A$ as the infrastructure, (1) Connect all the even edges between A and B except for (v_A^i, v_B^i) and $(v_A^{\frac{n}{2}}, v_B^{\frac{n}{2}})$, for $1 \leq i \leq \frac{n}{2} - 2$. Then, we connect $v_B^i(1 \leq i \leq \frac{n}{2} - 2)$ and $v_B^{\frac{n}{2}}$ to the tree by $v_B^{\frac{n}{2}-1}$, that is we connect $(v_B^i, v_B^{i+1})(1 \leq i \leq \frac{n}{2} - 1)$. (2) Connect all the even edges between B and C except for $(v_B^i, v_C^i)(1 \leq i \leq \frac{n}{2} - 1)$. Then we connect $v_C^i(1 \leq i \leq \frac{n}{2} - 1)$ to the tree by $v_C^{\frac{n}{2}}$, that is we connect $(v_C^i, v_C^{i+1})(1 \leq i \leq \frac{n}{2} - 1)$. (3) Connect all the even edges between C and D except for $(v_C^i, v_D^i)(1 \leq i \leq \frac{n}{2} - 1)$. Then we connect $v_D^i(1 \leq i \leq \frac{n}{2} - 1)$ to the tree by $v_D^{\frac{n}{2}}$, that is we connect $(v_D^i, v_D^{i+1})(1 \leq i \leq \frac{n}{2} - 1)$. (4) Connect all the odd edges in LTQ_n . Thus, For $n \geq 4$ and n is even, $T_1, T_2, \dots, T_{\frac{n}{2}}$ constructed by algorithm *CEISTs-LTQ* are $\frac{n}{2}$ CEISTs in LTQ_n .

Theorem 3. For $n \geq 2$ and n is even, after $\frac{n}{2}$ CEISTs are constructed, there still remain $\frac{n}{2}$ unused edges.

Proof. Since LTQ_n has $n \cdot 2^{n-1}$ edges, and each spanning tree in LTQ_n has $2^n - 1$ edges, $\frac{n}{2}$ spanning trees have $(2^n - 1) \cdot \frac{n}{2} = n \cdot 2^{n-1} - \frac{n}{2}$ edges. Thus, after $\frac{n}{2}$ CEISTs are constructed, there still remain $\frac{n}{2}$ unused edges. In order to reduce

the time complexity, we specify the $\frac{n}{2}$ unused edges are $v_A^1 - v_A^2 \cdots - v_A^{\frac{n}{2}} - v_A^{\frac{n}{2}+1}$, where $|v_A^1| = 0, |v_A^{\frac{n}{2}+1}| = |v_A^{\frac{n}{2}}| + 2^{n-1}$.

In summary, for $n \geq 2, T_1, T_2, \dots, T_{\frac{n}{2}}$ constructed by algorithm *CEISTs-LTQ* are $\frac{n}{2}$ CEISTs in LTQ_n .

Theorem 4. For integer $n \geq 2$, algorithm *CEISTs-LTQ* obtains $\lfloor \frac{n}{2} \rfloor$ CEISTs in $O(n^2)$ time, where n is the demension of LTQ_n .

Proof. Let $T(n)$ denote the running time of the algorithm *CEISTs-LTQ*. The time complexity of algorithm 1 and algorithm 2 is $O(2^n)$, we have a recurrence equation that bounds:

$$T(n) = \begin{cases} 1, n = 2; \\ T(n-1) + O(2^n), n \text{ is odd}; \\ T(n-2) + O(2^n), n \text{ is even}. \end{cases}$$

Solving the recurrence equation yields that the time complexity is $O(n \cdot 2^n)$.

3.3 CEISTs in *LTQ* vs. in Hypercubes/Crossed Cubes

We make some remarks pertaining to CEISTs algorithms for hypercubes and crossed cubes. As has been noted, algorithms for embedding CEISTs in hypercubes and crossed cubes have been provided in [8] and [18], respectively. Although *CEISTs-LTQ* also uses a recursive scheme, it is not a straightforward, direct application of the existing methods in [8] or [18]. Due to these cubes' differences in topology, different techniques are used for the task.

Note that when n is odd, LTQ_n and LTQ_{n-1} have *the same number* (i.e. $\frac{n-1}{2}$) of CEISTs. That means we can just splice the CEISTs in the two LTQ_{n-1} s to build the $\frac{n-1}{2}$ CEISTs in LTQ_n . That is, we just need to choose splicing edges between the two LTQ_{n-1} s, and no additional CEISTs needs to be found in the process. For this case, *LTQ*/hypercube/crossed cube's treatments are similar.

The complication arises when n is even. Now the LTQ_n 's $\frac{n}{2}$ CEISTs are recursively constructed from four LTQ_{n-2} s, each of which contains $\frac{n-2}{2}$ CEISTs:

- Step 1:** Since $n-2$ is even, four LTQ_{n-2} s can be spliced into one LTQ_n , which still contains $\frac{n-2}{2}$ CEISTs;
- Step 2:** Choose unused edges inside and between the four LTQ_{n-2} s to build one more CEISTs, so that we have $\frac{n-2}{2} + 1 = \frac{n}{2}$ CEISTs.

It is in Step 2 above that the method for *LTQ* is more complex than in hypercubes/crossed cubes. Due to the less-regular, "locally twisted" connection between *LTQ* subcubes, the edge selection techniques for hypercubes/crossed cubes fail to work. A more restricted selection procedure is carried out by *CEISTs-LTQ*.

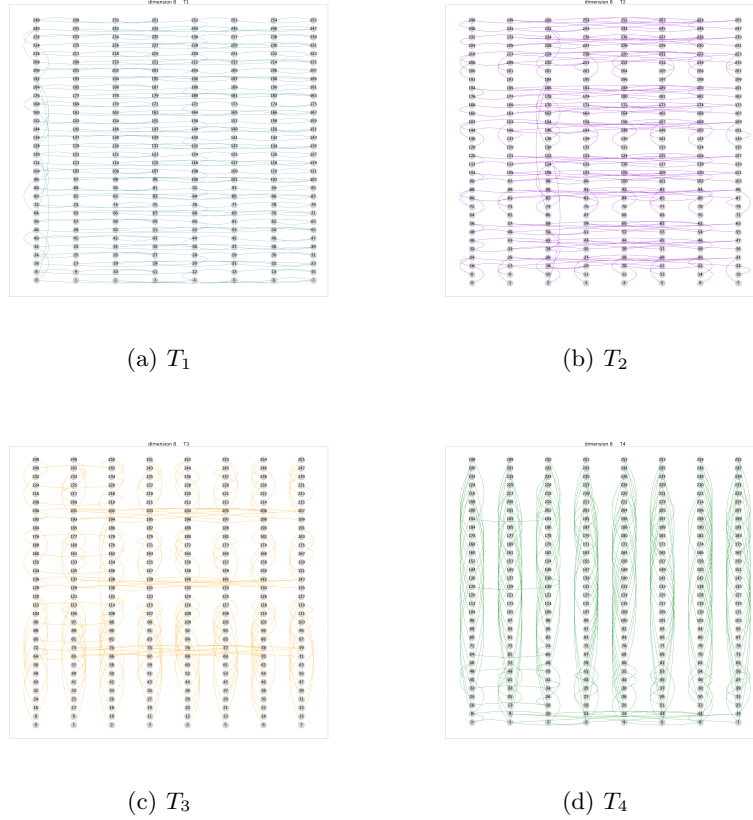


Fig. 9. Four CEISTs in LTQ_8 .

distribution of information. Then, we can divide a message into several data packets, encrypt every packet, and transmit them through multiple CEISTs, finally we decrypt and merge them when we receive all the packets to achieve efficient broadcasting and secure distribution of information.

We simulated the scenario where a message of size less than $1M$ is broadcast from a source node to all nodes in LTQ_n , using multiple CEISTs. The most common Ethernet frame length can carry about 1500 bytes of the message (excluding the initial preamble, frame delimiter, and the frame check sequence at the end) [23]. Thus, the message can be divided into $1M/1500 \text{ bytes} = 700$ (data packets). We compare $\lfloor \frac{n}{2} \rfloor$ CEISTs as transmission channels with a single spanning tree as transmission channel for data broadcasting. We employ a round-robin strategy to call $\lfloor \frac{n}{2} \rfloor$ channels for packet transmission to balance the load of all transmission channels. That is the first $\lfloor \frac{n}{2} \rfloor$ packets are transmitted

by the $\lfloor \frac{n}{2} \rfloor$ channels in sequence, the $\lfloor \frac{n}{2} \rfloor + 1$ packet is transmitted by the first channel, the $\lfloor \frac{n}{2} \rfloor + 2$ packet is transmitted by the second channel, and so on.

We use the following two metrics to evaluate broadcasting efficiency, one is the *maximum broadcasting latency* (MBL for short), and the other is the *average broadcasting latency* (ABL for short). For $1 \leq k \leq \lfloor \frac{n}{2} \rfloor$, let $mt(k)$ be the delivery the whole message time between the farthest two vertices in the k th tree. There are $s = 2^{2n-1} - 2^{n-1}$ pairs of vertices in LTQ_n . For $1 \leq i \leq s$, let $arbt(i)$ be the maximum distance between the i th pairs of vertices in $\lfloor \frac{n}{2} \rfloor$ CEISTs, and let $t(i)$ be the distance between the i th pairs of vertices in one spanning tree.

Suppose a message is divided into x data packets. Firstly, the MBL of broadcasting latency using $\lfloor \frac{n}{2} \rfloor$ CEISTs is: $MBL = \lceil \frac{x}{\lfloor \frac{n}{2} \rfloor} \rceil \cdot \max_{1 \leq k \leq \lfloor \frac{n}{2} \rfloor} \{mt(k)\}$, and the MBL of broadcasting latency using a single spanning tree is: $MBL = x \cdot \min_{1 \leq k \leq \lfloor \frac{n}{2} \rfloor} \{mt(k)\}$. Secondly, the ABL of broadcasting latency using $\lfloor \frac{n}{2} \rfloor$ CEISTs

is: $ABL = \frac{\sum_{i=1}^s arbt(i)}{s}$, and the ABL of broadcasting latency using a single spanning

tree is: $ABL = \frac{\sum_{i=1}^s t(i)}{s}$. All the experimental results showing ABL and MBL are depicted in Fig. 10. To demonstrate the efficiency of broadcasting in multiple CEISTs, we choose the spanning tree with the minimal $mt(k)$ in $\lfloor \frac{n}{2} \rfloor$ CEISTs to calculate the MBL of the single spanning tree, and choose the spanning tree with the minimal ABL in $\lfloor \frac{n}{2} \rfloor$ CEISTs to calculate the ABL of the single spanning tree.

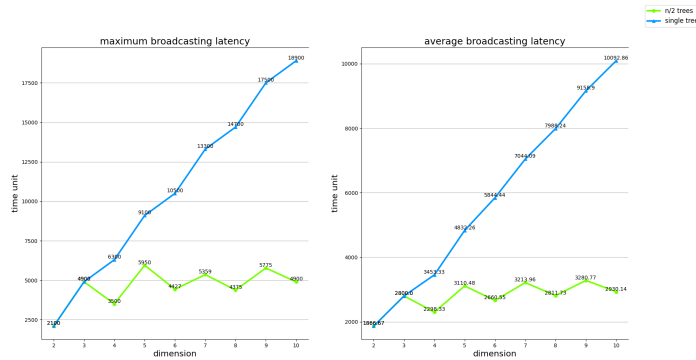


Fig. 10. The comparisons of ABL and MBL between $\lfloor \frac{n}{2} \rfloor$ CEISTs and a single spanning tree.

For both ABL and MBL, the performance of broadcasting latency using $\lfloor \frac{n}{2} \rfloor$ CEISTs is better than that using a single spanning tree. As the network size grows, in the odd dimension and even dimension, the ABL and MBL of $\lfloor \frac{n}{2} \rfloor$

CEISTs will rise, respectively, but the growth rate is very slow compared with the single spanning tree.

5 Conclusion

We proposed, and proved correctness for, an $O(n^2)$ algorithm, named *CEISTs_LTQ*, to construct $\lfloor \frac{n}{2} \rfloor$ CEISTs in the *locally twisted cube* network LTQ_n , where $n \geq 2$ is the dimension. The number of CEISTs constructed by our algorithm is optimal. Experiments were conducted to verify the validity of our algorithm, and to simulate broadcasting LTQ_n using the CEISTs. It is worth pointing out that our proposed algorithm for LTQ_n can also be used to construct CEISTs in hypercube Q_n and crossed cube CQ_n , which makes it a more general algorithm.

Many directions can be pursued for continuing our work. Among them, for example, CEIST-embedding in the presence of faulty (therefore missing) nodes can be explored [25, 26]. Since $\lfloor \frac{n}{2} \rfloor$ CEISTs have already been constructed for Q_n, CQ_n , and now for locally twisted cube LTQ_n , a rather reasonable conjecture would be that all hypercube variants, or even all bijective connection networks, have $\lfloor \frac{n}{2} \rfloor$ CEISTs.

Acknowledgment

This work was supported by the National Natural Science Foundation of China (Nos. 62272333, 62172291, U1905211) and Jiangsu Province Department of Education Future Network Research Fund Project (FNSRFP-2021-YB-39).

References

1. S.L. Johnsson, C.T. Ho. Optimal broadcasting and personalized communication in hypercubes. *IEEE Transactions on Computing*, 1989, 38(9): 1249-1268.
2. P. Fragopoulou, S.G. Akl. Edge-disjoint spanning trees on the star network with applications to fault tolerance. *IEEE Transactions on Computing*, 1996, 45(2): 174-185.
3. F. Bao, Y. Funyu, Y. Hamada, Y. Igarashi. Reliable broadcasting and secure distributing in channel networks. *Proceedings of the 1997 International Symposium on Parallel Architectures, Algorithms and Networks (I-SPAN'97)*, 1997, 472-478.
4. B. Cheng, D. Wang, J. Fan. Independent spanning trees in networks—A survey. *ACM Computing Surveys*, 2023, 55(14s): 1-29.
5. F. Harary, J.P. Hayes, H.J. Wu. A survey of the theory of hypercube graphs. *Computers & Mathematics with Applications*, 1988, 15(4): 277-289.
6. J.-S. Yang, S.-M. Tang, J.-M. Chang, Y.-L. Wang. Parallel construction of optimal independent spanning trees on hypercubes. *Parallel Computing*, 2007, 33(1): 73-79.
7. S.-M. Tang, Y.-L. Wang, Y. Leu. Optimal independent spanning trees on hypercubes. *Journal of Information Science and Engineering*, 2004, 20(1): 143-155.

8. B. Barden, R. Libeskind-Hadas, J. Davis, W. Williams. On edge-disjoint spanning trees in hypercubes. *Information Processing Letters*, 1999, 70(1): 13-16.
9. S.-C. Ku, B.-E. Wang, T.-K. Hung. Constructing edge-disjoint spanning trees in product networks. *IEEE Transactions on Parallel and Distributed Systems*, 2003, 14(3): 213-221.
10. J. Zhou, C. Bu, H.-J. Lai. Edge-disjoint spanning trees and forests of graphs. *Discrete Applied Mathematics*, 2021, 299: 74-81.
11. A. Touzene, K. Day, B. Monien. Edge-disjoint spanning trees for the generalized butterfly networks and their applications. *Journal of Parallel and Distributed Computing*, 2005, 65(11): 1384-1396.
12. G. Oliva, S. Cioaba, C.N. Hadjicosyis. Distributed calculation of edge-disjoint spanning trees for robustifying distributed algorithms against Man-in-the-Middle attacks. *IEEE Transactions on Control of Network Systems*, 2018, 5(4): 1646-1656.
13. X. Ma, B. Wu, X. Jin. Edge-disjoint spanning trees and the number of maximum state circles of a graph. *Journal of Combinatorial Optimization*, 2018, 35(4): 997-1008.
14. X. Gu, H.-J. Lai, P. Li, S. Yao. Edge-disjoint spanning trees, edge connectivity, and eigenvalues in graphs. *Journal of Graph Theory*, 2016, 81(1): 16-29.
15. Y. Wang, B. Cheng, J. Fan, Y. Qian, R. Jiang. An algorithm to construct completely independent spanning trees in line graphs. *The Computer Journal*, 2022, 65(12): 2979-2990.
16. J. Fan, X. Jia, B. Cheng, J. Yu. An efficient fault-tolerant routing algorithm in bijective connection networks with restricted faulty edges. *Theoretical Computer Science*, 2011, 412(29): 3440-3450.
17. B. Cheng, J. Fan, X. Jia. Dimensional-permutation-based independent spanning trees in bijective connection networks. *IEEE Transactions on Parallel and Distributed Systems*, 2015, 26(1): 45-53.
18. H. Zhang, Y. Wang, J. Fan, Y. Han, B. Cheng. Constructing edge-disjoint spanning trees in several cube-based networks with applications to edge fault-tolerant communication. *The Journal of Supercomputing*, <https://doi.org/10.1007/s11227-023-05546-z>.
19. X. Yang, D.J. Evans, G.M. Megson. The locally twisted cubes. *International Journal of Computer Mathematics*, 2005, 82(4): 401-413.
20. S.-Y. Hsieh, C.-Y. Wu, C.-W. Lee. Fault-free Hamiltonian cycles in locally twisted cubes under conditional edge faults. *Proceedings of the 13th International Conference on Parallel and Distributed Systems*, 2007, 1-8.
21. S.-Y. Hsieh, C.-J. Tu. Constructing edge-disjoint spanning trees in locally twisted cubes. *Theoretical Computer Science*, 2009, 410(8): 926-932.
22. J.-C. Lin, J.-S. Yang, C.-C. Hsu, J.-M. Chang. Independent spanning trees vs. edge-disjoint spanning trees in locally twisted cubes. *Information Processing Letters*, 2010, 110(10): 414-419.
23. K.-J. Pai, R.-Y. Wu, S.-L. Peng, J.-M. Chang. Three edge-disjoint Hamiltonian cycle in crossed cubes with applications to fault-tolerant data broadcasting. *The Journal of Supercomputing*, 2023, 79: 4126-4145.
24. B. Cheng, J. Fan, X. Jia, S. Zhang, B. Chen. Constructive algorithm of independent spanning trees on Möbius cubes. *The Compute Journal*, 2013, 56(11): 1347 - 1362.
25. S.-L. Zhao, J.-M. Chang. Reliability assessment of the divide-and-swap cube in terms of generalized connectivity. *Theoretical Computer Science*, 2023, 943: 1-15.
26. X. Li, C.-K. Lin, J. Fan, X. Jia, B. Cheng, J. Zhou. Relationship between extra connectivity and component connectivity in networks. *The Compute Journal*, 2021, 833: 41-55.

27. J.-C. Lin, J.-S. Yang, C.-C. Hsu, J.-M. Chang. Independent spanning trees vs. edge-disjoint spanning trees in locally twisted cubes. *Information Processing Letters*, 2010, 110(10): 414-419.
28. J. Fan, L. He. BC interconnection networks and their properties. *Chinese Journal of Computers*, 2003, 26(1): 84-90.