

CONTEXT-BASED TRANSFER AND EFFICIENT ITERATIVE LEARNING FOR UNBIASED SCENE GRAPH GENERATION

Qishen Chen¹, Xinyu Lyu¹, Haonan Zhang¹, Pengpeng Zeng¹, Lianli Gao¹, Jingkuan Song^{1,*}

ABSTRACT

Unbiased Scene Graph Generation (USGG) aims to address biased predictions in SGG. To that end, data transfer methods are designed to convert coarse-grained predicates into fine-grained ones, mitigating imbalanced distribution. However, they overlook contextual relevance between transferred labels and subject-object pairs, such as unsuitability of ‘eating’ for ‘woman-table’. Furthermore, they typically involve a two-stage process with significant computational costs, starting with pre-training a model for data transfer, followed by training from scratch using transferred labels. Thus, we introduce a plug-and-play method named CITrans, which iteratively trains SGG models with progressively enhanced data. First, we introduce Context-Restricted Transfer (CRT), which imposes subject-object constraints within predicates’ semantic space to achieve fine-grained data transfer. Subsequently, Efficient Iterative Learning (EIL) iteratively trains models and progressively generates enhanced labels which are consistent with model’s learning state, thereby accelerating the training process. Finally, extensive experiments show that CITrans achieves state-of-the-art and results with high efficiency.

Index Terms— Unbiased Scene Graph Generation, Data Transfer, Iterative Learning.

1. INTRODUCTION

Scene Graph Generation (SGG) is a challenging task that focuses on generating graph structures that encompass image information. This task plays a crucial role in bridging the gap between computer vision and language, which proves advantageous for several visual comprehension tasks, such as image captioning [1, 2, 3], cross-modal matching [4, 5, 6], visual question answering [7, 8, 9, 10].

Nevertheless, current SGG methods exhibit two inherent challenges, namely the long-tailed predicate distribution and the semantic similarity among predicates. For example, the significant semantic similarity among predicates such as ‘standing on,’ ‘walking on,’ and ‘on’ often leads to incorrect predictions. Specifically, the less common predicates like ‘standing on’ and ‘walking on’ being mistakenly

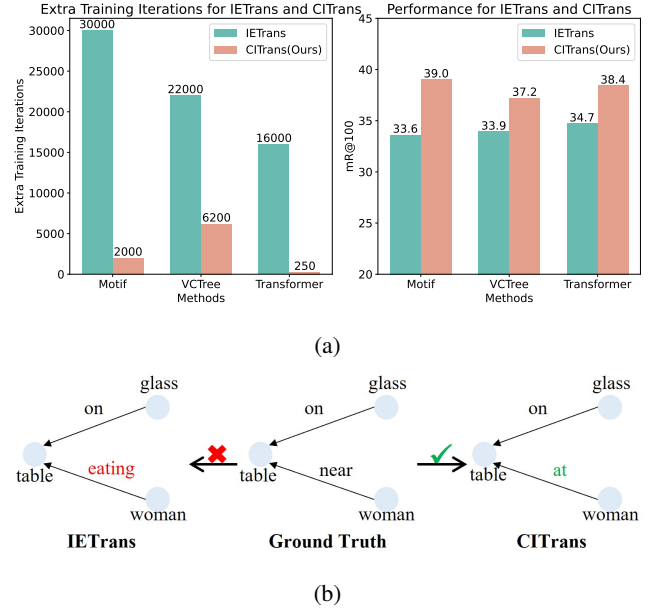


Fig. 1: (a): Comparison of extra training iterations and performance between IETrans and Our CITrans with different baseline model. Our CITrans achieves better performance with fewer extra training iterations than IETrans. **(b):** Example of IETrans and Our CITrans, the predicate ‘eating’ is evidently inappropriate for the ‘woman-table’ pair, which demonstrates that the predicates generated by IETrans may not suitably fit subject-object combination.

classified as the more frequently occurring ‘on.’ To overcome the above problems, existing methods can be broadly classified into two categories: learning-centric and data-centric debiasing approaches. Learning-centric approaches [11, 12, 13, 14, 15, 16] focus on developing intricate learning processes resulting in train inefficiencies. On the other hand, data-centric approaches encompass techniques such as resampling [17] and data transfer [18, 19, 20, 21] for achieving balanced data distribution. In contrast to data transfer, resampling typically involves a reduction in data samples, which can be detrimental to the model’s ability to learn features effectively.

Data transfer generates fine-grained labels to mitigate the unbalanced distribution of labels, which makes full use of the

* Corresponding author.

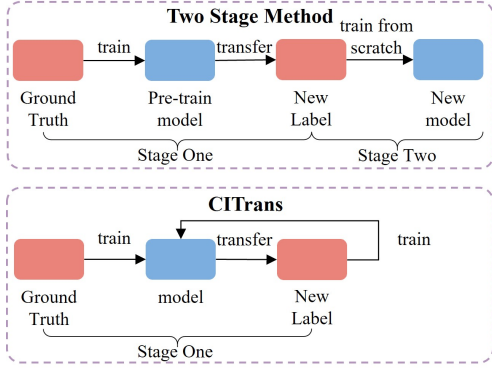


Fig. 2: Comparison of learning paradigm between previous methods and our CITrans. Our CITrans iteratively train the initial model with newly generated labels, avoiding the significant training consumption associated with training from scratch.

sample. Although effective, current data transfer methods ignore the relevance between transferred labels and the subject-object pairs, which impose an effective priori constraint in predicates’ semantic space, thereby significantly decreasing the accuracy of transferred labels. As shown in Figure 1b, when the subject is ‘woman’ and the object is ‘table’, the predicate ‘eating’ is evidently inappropriate. Moreover, as shown in Figure 2, previous methods’ process consists of two distinct stages, i.e., pre-training a model with original labels to transfer data, discarding the pre-trained models and initiating an extra training phase with transferred data. Such a type of two-stage training process inevitably incurs substantial training consumption.

To solve these problems, we propose a novel method called CITrans, which can be equipped to different baseline models in a plug-and-play fashion. Our CITrans consists of two components, i.e., Context-Restricted Transfer (CRT) and Efficient Iterative Learning (EIL). CRT imposes subject-object constraints on predicates in the semantic space to avoid impossible predicates when transfers biased general predicate annotations into informative enhanced ones. Furthermore, EIL trains the original model with newly generated enhanced labels, which are more accurate and consistent with the model’s current learning state, in an autoregressive manner, thus enabling adaptive co-optimisation of models and labels. In this way, the model avoids the great consumption associated with discarding the pre-trained model to train it from scratch, and the more accurate labels allow the model to learn more efficiently and achieve better performance.

Contribution: Our main contributions are summarized as follows:

- We propose a novel plug-and-play method called CITrans to transfer coarse-grained predicate annotations into informative annotations at a finer granularity level

based on context.

- Context-Restricted Transfer restricts the predicate semantic space to avoid impossible predicates before transfer data. Then, Efficient Iterative Learning iteratively trains models and progressively generates enhanced labels through autoregression.
- Comprehensive experiments demonstrate the effectiveness of our CITrans. On PredCls subtask, our CITrans greatly boosts performances of three benchmark models. And compared to other data transfer method, our CITrans requires less training consumption.

2. METHOD

SGG is typically a two-stage multi-class classification task. At first, the model detects instance labels $O = \{o_i\}$ and bounding boxes $B = \{b_i\}$ within an input image I . Then, the SGG model infer the predicate category $R = \{r_{ij}\}$ from subject i to subject j . Thus, a scene graph G consisting of subject-predicate-object triples $\{s_i, r_{ij}, o_j\}$ is generated.

Our CITrans first utilizing Predicate-Context Constraint to restrict the predicate semantic space to avoid impossible predicates before transfer data. Then, Efficient Iterative Learning trains the initial model with the enhanced labels in an autoregressive manners.

2.1. Context-Restricted Transfer

Firstly, Predicate-Context Constraint obtains a set of predicates associated with the subject-object pair from the dataset by focusing on context. Then, to balance the distribution of predicates, Restriction-Based Judgement use Predicate-Context Constraint to restrict the predicate semantic space to get the candidate predicates and then transfer the original labels to them.

In the realm of Scene Graph Generation (SGG), decisions regarding predicates should be made by taking into account the contexts, namely the visual or semantic information of the subjects and objects associated with the predicates. For instance, as depicted in Figure 1b, when the object is ‘table’, it is clear that the predicate cannot be ‘eating’. We propose that predicates associated with the same context, i.e., subject-object pairs, exhibit a context-based constraint among themselves. Therefore, we propose Predicate-Context Constraint to extract context-based predicate constraint from all triplets in the training set, so as to restrict the semantic space of predicates when data transfer, and obtain new labels with finer granularity.

Predicate-Context Constraint: We begin by counting the set of relations that appear for each entity when it is the subject and object respectively. Since both subjects and objects impose constraints on predicates, the intersection of the set

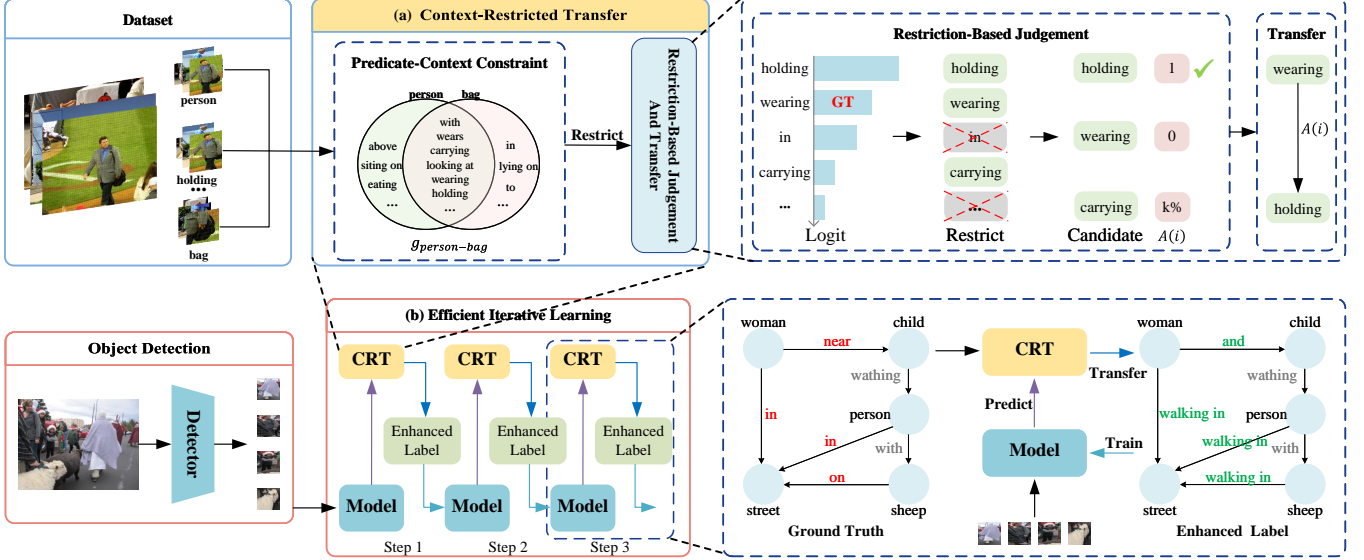


Fig. 3: The overview of our CITrans to transfer data and iteratively train the model. (a) Predicate-Context Constraint obtains a set of predicates associated with the subject-object pair from the dataset. Then, Restriction-Based Judgement use Predicate-Context Constraint to restrict the predicate semantic space before transfer data. (b) Efficient Iterative Learning iteratively trains the initial model with the enhanced labels generated by CRT in an autoregressive manner.

of relations is considered as all possible relations for this subject-object pair. In Figure 3a, we show the structure of Predicate-Context Constraint. There are two kinds of set in the structure, green signifies the set encompassing all relationships when the entity functions as a subject, whereas pink represents the set when it acts as an object. The intersection of the two represents the set of all occurrences of that subject-object pair’s relationship in the dataset. For instance, both ‘with’ and ‘carrying’ can be utilized to describe relationships between ‘person’ and ‘bag’. We therefore add these predicates with the same subject and object to the same set, i.e., $G = \{g_{s-o}\}$. The predicates r in the same set g_{s-o} can all be used to characterize the relationship of a particular subject(s)-object(o) pair. In this way, we establish context-based predicate constraint for all subject-object pairs.

Restriction-Based Judgement: After obtaining the set of predicates associated with the subject-object pair, we still don’t know which one to choose as the new label. We therefore propose Restriction-Based Judgement to help select the most appropriate predicates from the candidate set g_{s-o} based on both a frequency prior and a prediction prior.

To select the most suitable predicates from the candidate set g_{s-o} , we firstly sort the predicates in the training set by frequency of occurrence in descending order, and consider their top α as head predicates. To balance the distribution of predicates, we specify that only head predicates are allowed to be transformed into non-head predicates. Note that, for subject-object pairs with ground truth predicate labels, the categories predicted to be background is removed. Secondly, we sort the model’s prediction in descending order based on

logits to obtain P , and take the first few to generate P_r , which can be formulated as:

$$P_r = \{p_i \mid p_i \in P, i < l\}, \quad (1)$$

where $l = \text{len}(g_{s-o})$ denotes the size of the set g_{s-o} . And the subscript where the ground truth predicate label r_{gt} is located in P is denote as l_{gt} .

Transfer: For a non-head predicate in P_r that belongs to set g_{s-o} and is a non-head predicate, if its prediction score is higher than ground truth, we directly replace the original ground truth with it as a new label. Because non-head predicates tend to be suppressed by head predicates, but its prediction score is still higher than that of the head predicate ground truth. It means that the non-head predicate is extremely suitable for the subject-object pair. While for the predicates with lower scores than ground truth, we take them as candidates and randomly replace them at a rate of $k\%$, where k can be formulated as:

$$k = \frac{1}{i - l_{gt} + \beta}, \quad (2)$$

the β is a hyper-parameter. The farther away from ground truth, the smaller the percentage of replacement. Therefore, the probability of transfer can be defined as:

$$P(A(i) = 1) = \begin{cases} 1, & i < l_{gt} \\ k\%, & l_{gt} < i < l \\ 0, & \text{else} \end{cases}, \quad (3)$$

where $A(i)$ indicates whether ground truth is replaced with the i -th predicate prediction. Note that, a triplet instance may

Model		Predicate Classification			Scene Graph Classification			Scene Graph Detection		
		R@50 / 100	mR@50 / 100	F@50 / 100	R@50 / 100	mR@50 / 100	F@50 / 100	R@50 / 100	mR@50 / 100	F@50 / 100
Specific	KERN	65.8 / 67.6	17.7 / 19.2	27.9 / 29.9	36.7 / 37.4	9.4 / 10.0	15.0 / 15.8	27.1 / 29.8	6.4 / 7.3	10.4 / 11.7
	GBNet	66.6 / 68.2	22.1 / 24.0	33.2 / 35.5	37.3 / 38.0	12.7 / 13.4	18.9 / 19.8	26.3 / 29.9	7.1 / 8.5	11.2 / 13.2
	BGNN	59.2 / 61.3	30.4 / 32.9	40.2 / 42.8	37.4 / 38.5	14.3 / 16.5	20.7 / 23.1	31.0 / 35.8	10.7 / 12.6	15.9 / 18.6
	DT2-ACBS	23.3 / 25.6	35.9 / 39.7	28.3 / 31.1	16.2 / 17.6	24.8 / 27.5	19.6 / 21.5	15.0 / 16.3	22.0 / 24.0	17.8 / 19.4
	PCPL	50.8 / 52.6	35.2 / 37.8	41.6 / 44.0	27.6 / 28.4	18.6 / 19.6	22.2 / 23.2	14.6 / 18.6	9.5 / 11.7	11.5 / 14.4
Model-Agnostic	Motif	64.0 / 66.0	15.2 / 16.2	24.6 / 26.0	38.0 / 38.9	8.7 / 9.3	14.2 / 15.0	31.0 / 35.1	6.7 / 7.7	11.0 / 12.6
	-TDE	46.2 / 51.4	25.5 / 29.1	32.9 / 37.2	27.7 / 29.9	13.1 / 14.9	17.8 / 19.9	16.9 / 20.3	8.2 / 9.8	11.0 / 13.2
	-CogTree	35.6 / 36.8	26.4 / 29.0	30.3 / 32.4	21.6 / 22.2	14.9 / 16.1	17.6 / 18.7	20.0 / 22.1	10.4 / 11.8	13.7 / 15.4
	-EBM	- / -	18.0 / 19.5	- / -	- / -	10.2 / 11.0	- / -	- / -	7.7 / 9.3	- / -
	-DeC	- / -	35.7 / 38.9	- / -	- / -	18.4 / 19.1	- / -	- / -	13.2 / 15.6	- / -
	-DLFE	52.5 / 54.2	26.9 / 28.8	35.6 / 37.6	32.3 / 33.1	15.2 / 15.9	20.7 / 21.5	25.4 / 29.4	11.7 / 13.8	16.0 / 18.8
	-IETrans	54.7 / 56.7	30.9 / 33.6	39.5 / 42.2	32.5 / 33.4	16.8 / 17.9	22.2 / 23.3	26.4 / 30.6	12.4 / 14.9	16.9 / 20.0
	-ADTrans	54.1 / 56.6	36.2 / 38.8	41.7 / 43.5	34.9 / 36.1	17.0 / 17.8	22.5 / 23.7	27.4 / 31.8	13.2 / 15.5	17.8 / 20.8
	-Ours	57.2 / 59.0	36.6 / 39.0	44.6 / 47.0	30.6 / 31.5	22.1 / 24.6	25.7 / 27.6	23.9 / 27.2	15.4 / 18.3	18.8 / 21.9
	VCTree	64.5 / 66.5	16.3 / 17.7	26.0 / 28.0	39.3 / 40.2	8.9 / 9.5	14.5 / 15.4	30.2 / 34.6	6.7 / 8.0	11.0 / 13.0
	-TDE	47.2 / 51.6	25.4 / 28.7	33.0 / 36.9	25.4 / 27.9	12.2 / 14.0	16.5 / 18.6	19.4 / 23.2	9.3 / 11.1	12.6 / 15.0
	-CogTree	44.0 / 45.4	27.6 / 29.7	33.9 / 35.9	30.9 / 31.7	18.8 / 19.9	23.4 / 24.5	18.2 / 20.4	10.4 / 12.1	13.2 / 15.2
	-EBM	- / -	18.2 / 19.7	- / -	- / -	12.5 / 13.5	- / -	- / -	7.7 / 9.1	- / -
	-DLFE	51.8 / 53.5	25.3 / 27.1	34.0 / 36.0	33.5 / 34.6	18.9 / 20.0	24.2 / 25.3	22.7 / 26.3	11.8 / 13.8	15.5 / 18.1
	-IETrans	53.0 / 55.0	30.3 / 33.9	38.6 / 41.9	32.9 / 33.8	16.5 / 18.1	22.0 / 23.6	25.4 / 29.3	11.5 / 14.0	15.8 / 18.9
	-ADTrans	54.7 / 57.5	32.9 / 35.5	40.5 / 42.5	42.4 / 43.5	19.0 / 19.8	23.7 / 24.5	27.1 / 31.2	13.1 / 15.5	17.7 / 20.7
	-Ours	57.9 / 59.7	34.3 / 37.2	43.1 / 45.8	33.5 / 34.6	23.1 / 24.8	27.4 / 28.9	23.4 / 26.7	14.2 / 16.9	17.7 / 20.7
	Transformer	63.6 / 65.7	17.9 / 19.6	27.9 / 30.2	38.1 / 39.2	9.9 / 10.5	15.7 / 16.6	30.0 / 34.3	7.4 / 8.8	11.9 / 14.0
	-CogTree	38.4 / 39.7	28.4 / 31.0	32.7 / 34.8	22.9 / 23.4	15.7 / 16.7	18.6 / 19.5	19.5 / 21.7	11.1 / 12.7	14.1 / 16.0
	-IETrans	51.8 / 53.8	30.8 / 34.7	38.6 / 42.2	32.6 / 33.5	17.4 / 19.1	22.7 / 24.3	25.5 / 29.6	12.5 / 15.0	16.8 / 19.9
	-Ours	53.3 / 55.2	35.9 / 38.4	42.9 / 45.3	29.0 / 30.0	21.3 / 22.6	24.6 / 25.8	22.8 / 26.2	14.8 / 17.5	17.9 / 21.0

Table 1: Comparison between existing methods and our method CITrans. Ours denotes different models equipped with our CITrans.

need to be transferred to more than one relational triplets. To deal with the conflict, we choose the target predicate with the highest prediction score.

After obtaining target predicate, we transfer ground truth to the enhanced label r_{new} based on $A(i)$. And this transfer can be formulated as:

$$r_{new} = \{p_t A(t) + r_{gt} (1 - A(t)) \mid p_t \in P_r\}, \quad (4)$$

where r_{gt} denotes the ground truth predicate label and t denotes the index of target predicate.

2.2. Efficient Iterative Learning

Previous methods pre-train a model to transfer data and then train it from scratch with transferred data. However, on the one hand, the effectiveness of enhanced labels is constrained by the quality of the pre-trained model, i.e., enhancement labels are not optimised with the model and are not consistent with the model state. On the other hand, discarding the pre-trained models and training from scratch with enhanced data inevitably results in substantial training consumption.

To solve those problems, we propose Efficient Iterative Learning to generated labels that consistent with the model's state and avoid the extensive training consumption associated with training from scratch. As shown in Figure 3b, our Efficient Iterative Learning first transfers a batch of data using context-restricted transfer, then trains the initial model

with the newly generated enhanced labels in an autoregressive manner. As the model is optimized, the improved predictions are fed into the CRT (Eq. (14)) to generate more accurate labels that are consistent with the state of the model, which can be formulated as:

$$r_{new_i} = CRT \left(Model_{i-1}(s_i, o_i), r_{gt_i} \right), \quad (5)$$

$$Model_i = \text{Train}(r_{new_i}), \quad (6)$$

where $Model_i(s_i, o_i)$ denotes the predictions logits on (s_i, o_i) pair by the model that has been trained for i rounds using the new labels. In this way, the model avoids the great consumption associated with training it from scratch, and the enhanced labels, which are consistent with the model's state and more accurate, allow the model to learn more efficiently and achieve better performance. It is worth noting that we will completely discard the head predicate labels when re-training, i.e., we only use non-head predicates to train the model.

3. EXPERIMENT

3.1. Experiment Setting

Datasets: Following previous works[11, 18, 22, 23], we adopt widely used Visual Genome split for scene graph generation, which consists of 50 predicate classes and 150 object classes.

Model		PredCls	
CRT	EIL	mR@50 / 100	F@50 / 100
✗	✗	15.2 / 16.2	24.6 / 26.0
✓	✗	30.9 / 34.2	34.2 / 44.2
✓	✓	36.6 / 39.0	44.6 / 47.0

Table 2: Ablation study on model components. CRT: Context-Restricted Transfer; EIL: Efficient Iterative Learning.

Method	Extra training iteration		
	Motif	VCTree	Transformer
NICE	30000	22000	16000
IETrans	30000	22000	16000
CITrans	2000	6200	250

Table 3: Comparison of extra training iterations required for each benchmark model using different data transfer methods.

Baselines: For our approach (CITrans) is model-agnostic, following recent works[23], we incorporate it into Motif[24], VCTree[25] and Transformer[26] in the SGG benchmark[11]. **Metrics:** We evaluate our methods on three sub-tasks in scene graph generation, including PredCls, SGCls, and SGDet. Following previous works[23, 18], we use Recall@K (R@K) and mean Recall@K (mR@K) as metrics. However, different methods make different tradeoffs between R@K and mR@K, making it difficult for us to make direct comparisons. Therefore, we further use a composite metric F@K, which is the harmonic average of R@K and mR@K, to jointly evaluate R@K and mR@K.

3.2. Implementation Details

For the object detector, we use the Faster R-CNN pre-trained by [11] to detect objects in the image. In the training process, the parameters of the detector are frozen to reduce the computation cost. The batch size is set to 12, and we optimize all models using the SGD optimizer with an initial learning rate of 0.01, except for Transformer. And for our CITrans, the α is set to 25 and β is set to 2.

3.3. Comparison with State of the Arts

We evaluate our CITrans by incorporating them into three SGG baselines, i.e., Motif[24], VCTree[25] and Transformer[26]. As shown in Tab 1, for different models, our CITrans can improve mR@K metrics for all models and achieve competitive F@K performance. For example, on mR@100 of PredCls task, compared to the baseline model, we can observe that CITrans improves dramatically, Motif (22.8%), VCTree (19.5%), Transformer (18.8%), which

Method	transfer ratio	mR@50 / 100	F@50 / 100
IETrans	47.63%	30.9 / 33.6	39.5 / 42.2
CITrans	32.07%	36.6 / 39.0	44.6 / 47.0

Table 4: Transfer ratio and performance of IETrans and our CITrans on Motif

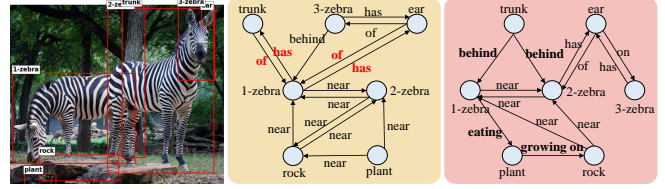


Fig. 4: Visualization result of the Motif baseline (in yellow) and Motif with our CITrans (in pink). Red label denotes wrong relations

proves the generalisation of our method. Furthermore, our CITrans also achieves state of the arts. For example, when applying our CITrans to Motif on PredCls task, our approach can achieve the highest performance on all the metrics. E.g., 5.4% higher than IETrans on mR@100 and 3.5% higher than ADTrans on F@100, respectively, which proves our method is more effective.

3.4. Ablation Studies

We perform an ablation study to analyse the effectiveness of Context-Restricted Transfer (CRT) and Efficient Iterative Learning (EIL). Results are shown in Tab 2, we incrementally add one component to the plain baseline Motif on PredCls task to validate their influence. There are the results of three experiments in the table. The first experimental result is the Motif baseline model. We then added only Context-Restricted Transfer (CRT) to it, and compared to the baseline model, mR@100 and F@100 grew by 18% and 18.2%, respectively. Finally, when we combine CRT and EIL, our method further improves the performance, reaching 39.0%, 47.0% for mR@100 and F@100 respectively, which demonstrates the effectiveness of our CITrans method.

3.5. Comparison of efficiency

We compare extra training iterations and transfer ratio with previous data transfer methods. As shown in Tab 3, CITrans has less consumption. For example, when the pre-training is over, IETrans and NICE on Motif, VCTree and Transformer need to be re-trained for 30000, 22000, 16000 iterations respectively, whereas our CITrans only need 2000, 6200, 250 extra training iterations respectively. It proves that our method takes less consumption and is more efficient. Moreover, our CITrans achieves a more efficient transfer. As

shown in Tab 4, when Motif is used as the benchmark model, our method only needs to transfer 32.07% of the data labels, compared to 47.63% for IETrans. And we achieve a better performance, which proves the efficiency of our method and the accuracy of the transfer.

3.6. Visualization Results

To intuitively illustrate the effectiveness of our proposed CITrans, we make comparisons among scene graphs between the Motif baseline and Motif with our CITrans in Figure 4. We observe that Motif with our CITrans are more fine-grained than the Motif baseline, such as "plant-growing on-rock" as opposed "plant-near-rock". Additionally, we mitigate certain erroneous predictions, as evidenced by red labels such as "trunk-of-zebra."

4. CONCLUSION

In this work, we propose a plug-and-play method called CITrans o transfers coarse-grained predicate annotations into informative annotations at a finer granularity level based on context. We obtains predicates sets that exhibit relevance from the dataset by Predicate-Context Constraint. And Restriction-Based Judgement use Predicate-Context Constraint to restrict the predicate semantic space before transfer data. Finally, Efficient Iterative Learning iteratively trains models and progressively generates enhanced labels. Comprehensive experiments demonstrate the effectiveness and efficiency of our CITrans.

5. REFERENCES

- [1] Yi Bin, Yajuan Ding, Bo Peng, Liang Peng, Yang Yang, and Tat-Seng Chua, "Entity slot filling for visual captioning," *IEEE Trans Circuits Syst Video Technol*, 2021.
- [2] Xu Yang, Hanwang Zhang, and Jianfei Cai, "Auto-encoding and distilling scene graphs for image captioning," *TPAMI*, 2020.
- [3] Hengyue Liu, Ning Yan, Masood S. Mortazavi, and Bir Bhanu, "Fully convolutional scene graph generation," in *CVPR*, 2021.
- [4] Ni Wang, Zheng Wang, Xing Xu, Fumin Shen, Yang Yang, and Heng Tao Shen, "Attention-based relation reasoning network for video-text retrieval," in *ICME*, 2021.
- [5] Zheng Wang, Zhenwei Gao, Xing Xu, Yadan Luo, Yang Yang, and Heng Tao Shen, "Point to rectangle matching for image text retrieval," in *ICMM*, 2022.
- [6] Kunpeng Li, Yulun Zhang, Kai Li, Yuanyuan Li, and Yun Fu, "Image-text embedding learning via visual and textual semantic reasoning," *TPAMI*, 2022.
- [7] Zheng Wang, Jie Zhou, Jing Ma, Jingjing Li, Jiangbo Ai, and Yang Yang, "Discovering attractive segments in the user-generated video streams," *Information Processing & Management*, 2020.
- [8] Liang Peng, Yang Yang, Zheng Wang, Zi Huang, and Heng Tao Shen, "Mra-net: Improving vqa via multi-modal relation attention network," *TPAMI*, 2020.
- [9] Xiangpeng Li, Jingkuan Song, Lianli Gao, Xianglong Liu, Wenbing Huang, Xiangnan He, and Chuang Gan, "Beyond rnns: Positional self-attention with co-attention for video question answering," in *AAAI*, 2019.
- [10] Jingkuan Song, Pengpeng Zeng, Lianli Gao, and Heng Tao Shen, "From pixels to objects: Cubic visual attention for visual question answering," *arXiv preprint arXiv:2206.01923*, 2022.
- [11] Kaihua Tang, Yulei Niu, Jianqiang Huang, Jiaxin Shi, and Hanwang Zhang, "Unbiased scene graph generation from biased training," in *CVPR*, 2020.
- [12] Xinyu Lyu, Lianli Gao, Pengpeng Zeng, Heng Tao Shen, and Jingkuan Song, "Adaptive fine-grained predicates learning for scene graph generation," *TPAMI*, 2023.
- [13] Lianli Gao, Xinyu Lyu, Yuyu Guo, Yuxuan Hu, Yuan-Fang Li, Lu Xu, Heng Tao Shen, and Jingkuan Song, "Informative scene graph generation via debiasing," *arXiv preprint arXiv:2308.05286*, 2023.
- [14] Xinyu Lyu, Lianli Gao, Junlin Xie, Pengpeng Zeng, Yulu Tian, Jie Shao, and Heng Tao Shen, "Generalized unbiased scene graph generation," *arXiv preprint arXiv:2308.04802*, 2023.
- [15] Min Chen, Xinyu Lyu, Yuyu Guo, Jingwei Liu, Lianli Gao, and Jingkuan Song, "Multi-scale graph attention network for scene graph generation," in *ICME*, 2022.
- [16] Shuang Wang, Lianli Gao, Xinyu Lyu, Yuyu Guo, Pengpeng Zeng, and Jingkuan Song, "Dynamic scene graph generation via temporal prior inference," in *ACM MM*, 2022.
- [17] Rongjie Li, Songyang Zhang, Bo Wan, and Xuming He, "Bipartite graph network with adaptive message passing for unbiased scene graph generation," in *CVPR*, 2021.
- [18] Ao Zhang, Yuan Yao, Qianyu Chen, Wei Ji, Zhiyuan Liu, Maosong Sun, and Tat-Seng Chua, "Fine-grained scene graph generation with data transfer," in *ECCV*, 2022.
- [19] Li Li, Wei Ji, Yiming Wu, Mengze Li, You Qin, Lina Wei, and Roger Zimmermann, "Panoptic scene graph generation with semantics-prototype learning," *arXiv preprint arXiv:2307.15567*, 2023.
- [20] Lin Li, Long Chen, Yifeng Huang, Zhimeng Zhang, Songyang Zhang, and Jun Xiao, "The devil is in the labels: Noisy label correction for robust scene graph generation," in *CVPR*, 2022.
- [21] Arushi Goel, Basura Fernando, Frank Keller, and Hakan Bilen, "Not all relations are equal: Mining informative labels for scene graph generation," in *CVPR*, 2022.
- [22] Chaofan Zheng, Xinyu Lyu, Lianli Gao, Bo Dai, and Jingkuan Song, "Prototype-based embedding network for scene graph generation," in *CVPR*, 2023.
- [23] Xinyu Lyu, Lianli Gao, Yuyu Guo, Zhou Zhao, Hao Huang, Heng Tao Shen, and Jingkuan Song, "Fine-grained predicates learning for scene graph generation," in *CVPR*, 2022.
- [24] Rowan Zellers, Mark Yatskar, Sam Thomson, and Yejin Choi, "Neural motifs: Scene graph parsing with global context," in *CVPR*, 2018.
- [25] Kaihua Tang, Hanwang Zhang, Baoyuan Wu, Wenhan Luo, and Wei Liu, "Learning to compose dynamic tree structures for visual contexts," in *CVPR*, 2019.
- [26] Ashish Vaswani, Noam Shazeer, Niki Parmar, Jakob Uszkoreit, Llion Jones, Aidan N Gomez, Lukasz Kaiser, and Illia Polosukhin, "Attention is all you need," *NIPS*, 2017.