

Difficulties in Dynamic Analysis of Drone Firmware and Its Solutions*

Yejun Kim[†]
Korea University
v3locy@korea.ac.kr

Kwangsoo Cho
Korea University
cks4386@korea.ac.kr

Seungjoo Kim
Korea University
skim71@korea.ac.kr

ABSTRACT

With the advancement of Internet of Things (IoT) technology, its applications span various sectors such as public, industrial, private and military. In particular, the drone sector has gained significant attention for both commercial and military purposes. As a result, there has been a surge in research focused on vulnerability analysis of drones. However, most security research to mitigate threats to IoT devices has focused primarily on networks, firmware and mobile applications. Of these, the use of fuzzing to analyse the security of firmware requires emulation of the firmware. However, when it comes to drone firmware, the industry lacks emulation and automated fuzzing tools. This is largely due to challenges such as limited input interfaces, firmware encryption and signatures. While it may be tempting to assume that existing emulators and automated analysers for IoT devices can be applied to drones, practical applications have proven otherwise.

In this paper, we discuss the challenges of dynamically analysing drone firmware and propose potential solutions. In addition, we demonstrate the effectiveness of our methodology by applying it to DJI drones, which have the largest market share.

CCS CONCEPTS

- Security and privacy → Embedded systems security;
- Computer systems organization → Firmware.

KEYWORDS

Drone, Firmware, Emulation, Automated Analysis

1 Introduction

Advances in drone technology have allowed drones to be

utilized in a variety of industries. Because they are relatively small and can be operated unmanned, drones are actively used in industries such as construction sites, agriculture, perimeter surveillance, and military operations that are difficult or dangerous for humans to perform[1, 2]. However, there have been cases in the U.S. in the past where the Department of Defense's drone system was hacked and all information from the drones was stolen, and hackers took control of the drones and interfered with military operations[3]. There have also been cases where malicious actors have used drones to interfere with the takeoffs and landings of nearby aircraft, causing flights to be canceled. As such, drones have a wide range of applications, and vulnerabilities can lead to personal information leakage and disruption of key facilities. In response to these incidents, the U.S. Navy held a vulnerability analysis competition for U.S. Navy drones called "Hack the Sky" to strengthen the security of drones[4]. While there are many activities and studies to enhance the security of drones, there is a lack of research on dynamic analysis such as fuzzing of drone firmware.

As drones are utilized in various fields, various functions are added to the drone firmware and the structure of the firmware is becoming more complex. Manually reading and analyzing the source code of complex and large software by humans can lead to incorrect analysis results as the size and structure of the software to be analyzed increases[5]. Existing publicly available firmware analysis tools are limited to routers, IP cameras, and mobile applications, making them difficult to use for drone analysis. In addition, firmware analysis studies to improve drone security are

limited to specific models, such as DJI's Phantom series, making them less useful [6, 7, 8].

Also existing researches about drone dynamic analysis are mainly related to communication protocols used in drone systems such as MAVLink and DSMX [34, 35, 36]. However, it is not just attacks on network protocols that are used to attack drones, but also vulnerabilities within the system. Therefore, in addition to the existing research, an analysis of the firmware binary used in drones should be carried out. In the case of drones, there are no simple input interfaces, such as linux terminal or SSH(Secure Shell). Therefore, in order to perform the drone dynamic analysis with existing firmware dynamic analysis tools, it is necessary to make them recognize the drone input interface for automatic data injection. In addition, attacks using communication protocols require the attacker to be within the communication range of the drone, which is very difficult to do if technologies such as communication encryption and anti-jamming are applied. And even if internal access is possible through attack surfaces such as communication protocols, if no vulnerability analysis is performed on the actual firmware binaries, we are forced to rely on simple mutation-based analysis.

Embedded systems, such as drones, contain firmware and are highly vulnerable to attack [37]. In particular, the majority of these systems, including drones, use Linux-based firmware, making them vulnerable to a range of threats, including denial of service, root-level access, and arbitrary code execution [37]. Attackers have exploited these vulnerabilities to inject malware into devices and build botnets to launch attacks [38]. In addition, external wireless communication opens avenues for attacks through internal firmware libraries and application-internal functions. Research from the SMACCM project within the U.S. Defense Advanced Research Projects Agency's (DARPA) HACMS demonstrates the potential risk of planting malware with physical access to a weapon system, highlighting the need for a mathematically secure operating system [39]. In one notable experiment, sel4, a secure operating system tailored for this purpose, was deployed on a real

helicopter. Despite being tested with an attack through a USB port aimed at crashing the helicopter, sel4 withstood all physical access attacks, demonstrating its resilience [40]. Consequently, our study addresses the dynamic analysis of internal firmware binaries in the context of drone security, complementing the current focus on protocol and internal memory forensics.

The DJI, which has a share of more than 70% of the global drone market, encrypts and releases very many kinds of drone firmware with its own code signature. So, it is difficult for firmware analysis tools to recognize and analyze the instruction codes in the DJI drone's firmware. To avoid these problems, we propose a method for automatic dynamic analysis of increasingly complex and large drone firmware, and the challenges and solutions that may exist. In doing so, we aim to expand research into dynamic analysis of drone firmware and improve security in this area.

In summary, our takeaways are as follows:

- A step-by-step guide on how to perform dynamic analysis for drones, which includes firmware acquisition, decryption, dynamic analysis, and building analysis tools suitable for the environment.
- How to overcome performance and power resource issues when conducting dynamic analysis on systems with limited resources and challenging environments.
- How to set up your operating system for dynamic analysis of drone firmware, including the configuration of dependent libraries and the selection of the appropriate operating system version.
- First implementation of an automated firmware analysis tool targeting DJI firmware

This paper consists of four chapters: Chapter 2 describes the research related to firmware analysis, and Chapter 3 discusses the problems and solutions for analysing drone firmware. Chapter 4 concludes with the limitations of this research and future research directions.

2 RELATED WORKS

In this chapter, we elucidate the methodology for drone analysis through a review of existing research findings related to automatic firmware analysis and vulnerability assessment targeted at drones. Moreover, we explore existing tools for approaches to firmware analysis. In order to collect and examine previous studies, our research team has drawn upon established survey-style research methodologies[9].

2.1 Drone Vulnerability Analysis

Recently, as drones have become important for commercial and military purposes, various vulnerability analysis studies on drones are also being conducted. However, to the best of our knowledge, most of them are analyzing vulnerabilities in communication protocols between drones and controllers, and no research has been conducted to automatically analyze the firmware of drones. The current research on drones looks like this [Figure 1].

For example, YOUNG-MIN KWON, et al, in their 2018 IEEE Access paper "Empirical analysis of mavlink protocol vulnerability for attacking unmanned aerial vehicles", proposed an attack methodology that exploits the mavlink protocol vulnerability commonly used in unmanned aerial vehicles (UAVs)[10]. And bin Mohammad Fadilah, et al unveiled a drone-targeted vulnerability assessment tool called DRAT at the 2020 ACM Conference on Data and Application Security and Privacy. DRAT works on the wireless signals used by drones, including replay attacks and GPS spoofing[11]. Later, the author added features such as attacking 802.11 protocol targets and providing a gui to the existing DRAT, and released it through ICIEA in 2021[12]. N Schiller designed and implemented a decoder that works with DUMML, a proprietary tracking protocol used exclusively by DJI, in "Drone Security and the Mysterious Case of DJI's DroneID," published in NDSS in 2023[13]. As such, existing analysis tools for drones primarily

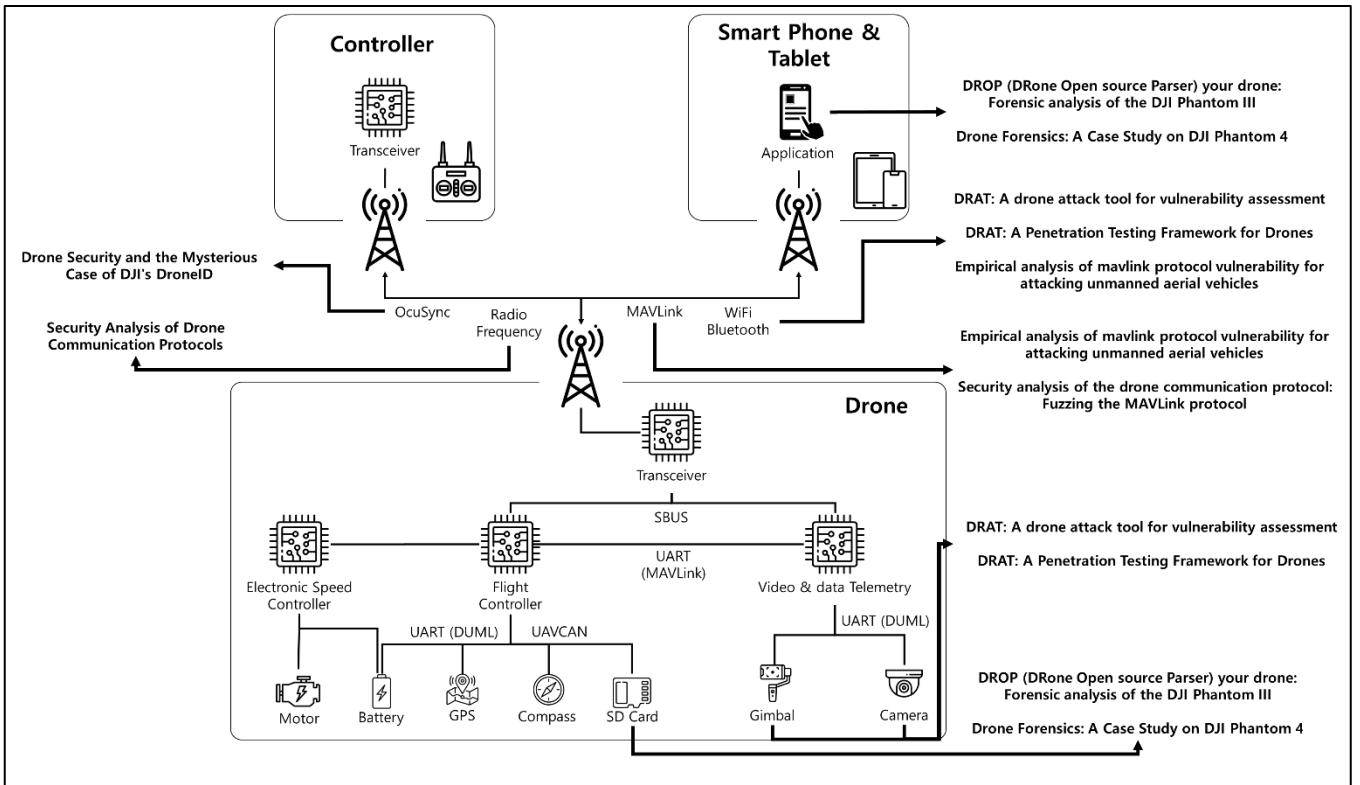


Figure 1. Related research on drone analytics

focus on vulnerabilities in the communication protocols used by drones and are not applicable to firmware analysis.

2.2 IoT Firmware Vulnerability Analysis

Vulnerability analysis tools that target firmware of IoT devices, but not drones, have been published, but their application to drones is problematic. Research on vulnerability analysis tools for IoT devices is mainly focused on networks, mobile applications, or analysis targets such as routers and IP cameras. In addition, in order to perform dynamic analysis for each product, it is necessary to have a separate operating environment that can emulate each product. However, most IoT devices that run firmware are characterized by a high degree of hardware dependency. Because of this, existing firmware analysis tools are specialized for the products they target, making them unsuitable for dynamic analysis of other products' firmware.

For example, the 2016 paper "Toward automated dynamic analysis for linux-based embedded firmware" by Chen, et al. presented at NDSS proposed FIRMADYNE, a vulnerability analysis tool that targets the web server of a router[14]. In 2020, FIRMADYNE was enhanced by Kim, Mingeun, et al. to be applicable to a wider range of firmware and published as FirmAE at ACSAC 2022[15]. However, FIRMADYNE and FirmAE were developed for products with web servers, such as routers and IP cameras, so they do not work for drone firmware. In addition, there is a firmware analysis tool called EMBA, which was presented by Michael Messner at Black Hat Asia, US, Europe, etc. in 2022. EMBA is a modularized synthesis of various tools for firmware analysis, and can perform firmware extraction and static and dynamic analysis[16]. Since this framework is a modularization of existing tools, it cannot be applied to drone firmware for which there is no publicly available tool. In addition, a firmware analysis tool called HEAPSTER, published by Fabio Gritti and others in IEEE S&P in 2022, has the ability to automatically identify the heap area of the firmware and detect heap vulnerabilities using it[17]. However, like other tools, HEAPSTER is not applicable to this study due to rehosting issues to emulate firmware functions. In

2023, to solve the problem of loading emulated kernel modules into IoT firmware, Angelakopoulos et al. released a firmware analysis tool called FirmSolo at usenix security[18]. FirmSolo is a tool that can reverse engineer the kernel module of an IoT device and load the actual firmware kernel module. However, FirmSolo is a tool chain that connects kernel modules to tools such as TriforceAFL[19], ghidra[20], and FIRMADYNE, and is not applicable to drone firmware.

Another option is to use a binary vulnerability analysis tool like fuzzer. In addition to fuzzers, SCVMOM, which was presented at RAID's 2023, uses LLVM to convert the binary into an intermediate language, and then uses SMT solver tools such as angr and Z3 to check the possible inputs and perform attacks based on them[33]. However, this method is difficult to use because the binary itself can be misinterpreted. In addition, in order to use tools such as fuzzers and SMT solvers, it is necessary to have source code or an environment that can run the binary. Therefore, to apply binary vulnerability analysis tools that operate on source code and single files to drone firmware, it is necessary to build an emulation environment that can operate the firmware in advance. Therefore, in this study, we propose a system that can build an emulation environment to dynamically analyze drone firmware and automatically perform vulnerability analysis on it.

3 DYNAMIC DRONE FIRMWARE ANALYSIS : CHALLENGES and SOLUTIONS

This chapter describes the entire process of analysing drone firmware. In this study, we limit the scope of our research to DJI drone systems. DJI currently has the highest share of the drone market, which is over 70% [21]. We performed a dynamic analysis based on the firmware used in DJI drones, and we would like to elaborate on the challenges we encountered during the analysis and our efforts to solve them. The overall process we followed to dynamically analyse the drone firmware is shown in [Figure 2].

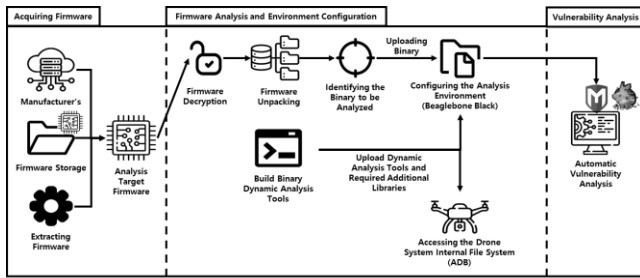


Figure 2. Drone firmware dynamic analysis process

3.1 Challenges of drone firmware analysis

Firmware acquisition and decryption. In order to perform dynamic analysis on drone firmware, we need to collect drone firmware from the DJI company we have selected for analysis. To collect drone firmware, we can either extract it directly from the drone device or collect publicly available data. However, drone firmware is not officially available for download. Therefore, we tried to extract firmware directly from DJI drones and were successful. However, we have a limited number and type of physical drones, and the problem with this method is that it is not possible to obtain drone firmware without a physical drone. In addition, if the firmware binary is not extracted using the drone body, it is encrypted and signed, so it cannot be analysed unless it is decrypted.

Operating environment issues with existing analysis tools. For the collected firmware, we used emulators designed for existing firmware analysis or installed existing binary dynamic analysis tools such as GDB server and fuzzer directly on the drone system. However, the emulator or analysis tool designed for existing firmware analysis could not be used due to issues such as dependencies in the environment and firmware libraries and differences in the operating environment. In addition, the method of installing dynamic analysis tools directly on the drone system was successful, but there is the problem that there is not enough time for dynamic analysis due to the limited battery capacity. We also used AFL for dynamic analysis of the drone firmware. However, we encountered a message from AFL stating, 'Due to a systematic

problem, you can't run this program (AFL) in this environment.' When we analyzed this error, we found that AFL's code contains features that are not available on drone operating system (Android).

Library dependency issues. In order for the dynamic analysis tool for analysing drone firmware to run, the corresponding program must first be executed. It is also important that the libraries referenced by each program are installed in the same location on the file system for the program to run. In our analysis environment, we have verified that the drone firmware architecture works and that some library-less binaries can work. However, there is a problem with finding the correct library that most drone firmware binaries refer to.

We undertook research to address these issues in order to facilitate dynamic analysis of drone firmware. The details of each problem and what we did to address them are discussed in Section 3.2.

3.2 Our solutions for drone firmware dynamic analysis

We propose a method for the dynamic analysis of drone firmware and conduct a study of the problems and solutions encountered during the analysis process. Each problem described in Section 3.1 is discussed in the following subsections. Section 3.2.1 describes the process of acquiring the drone firmware and decrypting the encrypted firmware. Section 3.2.2 describes the use of embedded cards to solve the problem of not being able to use existing analysis tools. Section 3.2.3 describes how to extract the necessary libraries from the actual drone to run the drone firmware binary and place them on the embedded card to solve the library dependency problem. Finally, Section 3.2.4 covers the setup process for performing fuzzing within the embedded board built to analyse the drone firmware.

3.2.1 Acquiring the binary file for analysis

This section describes how to obtain the drone firmware for analysis. If a physical drone exists, the method of extracting the firmware directly from the drone system can be used to obtain the

firmware. Drone systems are primarily implemented based on the Android operating system. The Android operating system supports the Android Debugging Bridge (ADB) for debugging, and if a physical drone exists, the ADB can be used to obtain binary files within the drone system [26].

```
C:\Users\SANE>adb devices
List of devices attached
0123456789ABCDEF    device
C:\Users\SANE>adb shell
```

Figure 3. Connecting the DJI drone to ADB

The advantage of directly extracting the firmware by connecting to the physical drone with ADB is that the internal signature and encryption issues can be resolved, and the extracted firmware can be analysed immediately. However, analysing and extracting different firmware versions requires a physical drone of each type, and there are cases where the ADB connection is limited. Therefore, we have collected publicly available DJI drone firmware. However, drone firmware is not officially available for download as a separate firmware file, so we need to extract the firmware directly from the drone or use publicly available drone datasets for our research. We used publicly available DJI drone firmware in a repository called DankDroneDownloader (DDD) and compared it to firmware extracted using ADB to ensure the reliability of the firmware. We were able to obtain 762 drone firmware from DDD, but they were all signed and encrypted.

The DJI drone firmware analyzed in this research was encrypted with AES and RSA, which made it impossible for existing analysis tools to read the firmware. To solve this problem, it is necessary to decrypt the firmware file with the correct key. Although the decryption keys for DJI drone firmware are publicly available, the process of finding the appropriate decryption key for each firmware file in the binary header and inserting the firmware into the decryption tool is a simple process of continuous repetition, and since it is performed through a one-to-one mapping, it is more efficient to solve it through automation than by manually performing it[22, 23]. Therefore, to automate the firmware

decryption module that needs to be applied to the firmware analysis tool to be developed, this research team conducted research and developed an automatic firmware decryption module in the following order.

- 1) Acquiring the drone firmwares
- 2) Analyze the structure of the firmware file
- 3) Based on the analyzed firmware file structure, identify areas where information about the decryption key can be obtained.
- 4) Obtain the decryption key corresponding to the hint
- 5) Configure a dictionary with the hint as key and the decryption key as value
- 6) Create and apply a firmware auto decryption module based on the configured dictionary

For our study on automating drone firmware analysis, we collected a total of 764 firmware for 50 DJI products. The firmwares we collected were obtained from publicly available online sites such as search engines like Google, Github, and manufacturer sites. The collected firmware is shown in [Table 1].

DJI Firmware Model	EA
A3 Flight Controller	14
AC202	7
Action 2	2
Aeroscope	2
AG411	1
AG600 Gimball	4
AGRAS MG-Series	22
AGRAS T-Series	19
Avata	2
Crystalsky 5.50 Inch	1
Crystalsky 7.85 Inch	2
DJI Battery Station	1
DJI RC	6
DJI RC Pluse	1
DJI RC Pro	5
DJI Transmission	1

D-TRK GNSS	9
FPV Goggles V1	7
FPV Goggles V2 (DIY FPV Mode)	4
DJI Racer	15
FPV System – Air Unit	7
FPV System – Air Unit Lite	5
FPV System – RC	7
Goggles – Series	24
Inspire 1	66
Inspire 1 Pro	14
Inspire 2	12
Matrice 30 Series	2
Matrice 100	11
Matrice 200 Series	19
Matrice 300 Series	15
Matrice 600 Series	61
Matrice M30_M30T	1
Mavic Air Series	42
Mavic Mini Series	31
Mavic Pro 1 Series	31
Mavic Pro 2 Series	40
Mavic Pro 3 Series	12
N3 Flight Controller	20
Ocusync Air System	10
Osmo Series	20
Phantom 2 Series	2
Phantom 3 Series	94
Phantom 4 Series	44
Phantom 4 RTK – China Only Version	1
Robomaster S1	16
Smart Controller	8
Spark	16
WM222	1
Zemnuse Series	7
Total	764

Table 1. Collected DJI firmware

To decrypt the DJI firmware, you need information about the encryption method used in the firmware and the decryption key. To obtain this information, we first need to analyze the structure of

the firmware file to identify the areas where hints about the encryption scheme and decryption key are located. The binary header of the firmware is usually located at the beginning of the file and contains information such as the type, version, and date of the firmware. Most IoT products retrieve information from this binary header to recommend a firmware upgrade to the user or to determine if the firmware is compatible. However, DJI's firmware has its own signature and encryption for enhanced security, and decryption is performed by reading the header information from a decryption module mounted on the drone's hardware chip[24]. Therefore, we analyzed the relevant research to collect the header information that DJI drones need to run the firmware[25]. According to the literature on DJI firmware, the DJI drone firmware header contains information about the magic number, version, authentication key identifier, scramble key, etc. Inside the drone, the header information of the corresponding firmware binary is used to verify and decrypt the signature value. The entire DJI drone firmware header is organized as follows [Table 2].

4-Byte	4-Byte	8-Byte	
Magic (“IM*H”)	Version	Unknown	
4-Byte	4-Byte	4-Byte	4-Byte
Header Size	RSA Sig Size	Payload Size	Unknown
8-Byte		4-Byte	4-Byte
Unknown		Auth Key Identifier	Encryption key Identifier
16-Byte			
Scramble Key			
32-Byte			
Image Name			
48-Byte			
Unknown			
12-Byte			4-Byte
Unknown			Block count
32-Byte			
SHA256 payload			
4-Byte	4-Byte	4-Byte	4-Byte
Name	Start offset	Output size	Attributes

Table 2. Header in DJI drone firmware

DJI products use proprietary encryption and signatures to ensure confidentiality and integrity[24]. So, according to the above [Table], the part of the DJI drone firmware file header that we should be mainly interested in is the "Encryption key Identifier" part with a size of 4-Byte. An identifier is written in this area to identify which key each firmware file was encrypted with. The decryption key is different depending on the identifier written in the area. In addition, DJI's firmware performs verification through the above auth key identifier, and only after the verification process is it executed after decryption.

In order to obtain the decryption key corresponding to the identifier code, this research team collected and analyzed previous projects and papers related to DJI drone firmware decryption. Our analysis revealed a variety of related research projects, but we focused our attention on the dji-firmware-tools project by a specific hacking group[23]. In this project, the decryption key was obtained through side-channel analysis to analyze the firmware of DJI drones, and it was found to be successful in decrypting a significant number of DJI drone firmware[22, 23]. The research team decrypted the DJI drone firmware according to the "Encryption key Identifier" collected from the publicly available information of the project. First, as a sample, we manually decrypted a partial firmware file instead of the entire firmware file. As a result of the decryption, we succeeded in decrypting most of the sample files. The following [Table 3] shows the key identifiers we used for decryption.

Key Identifier	Key Version	Key Value
PRAK	PRAK-2017-01	40000000c3151641157d3...
PRAK	PRAK-2017-08	40000000dbe15b5badcde...
PRAK	PRAK-2017-12	40000000c3151641157d3...
PRAK	PRAK-2018-01	400000008f73897091b44...
PRAK	PRAK-2019-09	40000000a1f987bf9fd539...

PRAK	PRAK-2020-01	40000000c73fb7ba092e1f...
...		
RREK	RREK-2017-01	0x37, 0xD6, 0xD9, ...
IAEK	RIEK-2017-01	0xF1, 0x69, 0xC0, ...
IAEK	IAEK	0x89, 0x9D, 0x1B, ...

Table 3. Firmware decryption identifiers and keys

We manually decrypted the firmware. The process of manually decrypting the firmware requires entering the decryption keys corresponding to the "Encryption key Identifier" in the firmware file header one by one and performing repetitive operations until the decryption is successful. However, since the "Encryption key Identifier" varies for each product, version, etc. it is inefficient to manually decrypt one by one. Therefore, this research team developed an automation module for decrypting each firmware to build an automatic firmware analysis system.

First, we constructed a dictionary that maps "Encryption key Identifier" and the corresponding decryption key for each identifier. The mapping resulted in a dictionary with a 1-to-n structure where one "Encryption key Identifier" is mapped to one or more decryption keys. Based on the configured dictionary, the firmware decryption module operates in the following sequence:

- 1) Parses the "Encryption key Identifier" described in a specific area of the entire firmware file.
- 2) Extract the decryption key from the dictionary based on the parsed identifier.
- 3) Attempt decryption using the extracted decryption key (or list of keys).

We attempted to decrypt all firmware files with the firmware decryption module we developed to work in the order listed above. As a result, we succeeded in decrypting 4,233 files (91.48%) out of a total of 4,627 encrypted firmware files. The following [Figure 4] shows an example of a successful decryption by our team.

are connected and operated, and processes that operate in real time. Therefore, it is necessary to build an environment that is used by the drone system or to perform the analysis in the drone system's operating environment itself.

In the case of the drone system operating environment itself, it has a very harsh environment. The DJI Phantom 4, the main target of this study, does not have detailed hardware specifications, but the Pixhawk V6X Autopilot, Pixhawk's latest flight controller, which is commonly used for DIY (Do It Yourself) drone production, has a 480Mhz processor and 1MB of memory. This drone system environment is not suitable for dynamic analysis as it requires a lot of system resources. Therefore, we prepared an embedded board with a similar environment to the drone system, but with much higher performance. We used the Beaglebone Black embedded board to configure the analysis environment and it shows a high performance of about 1090 times (about 2.13 times processor and 512 times memory) compared to the Pixhawk V6X Autopilot above, considering the main resources required for dynamic analysis: processor and memory. In this way, we have solved the problem of harsh environments by using embedded environments that can replace drone systems and have higher performance. The following figures show the drone's system binary being extracted and moved to the Beaglebone Black for dynamic analysis.




Figure 3. Drone system binary extraction-1

```
PS [redacted] adb pull /system/bin/dji_mb_parser ./
/system/bin/dji_mb_parser: 1 file pulled, 0 skipped. 2.9 MB/s (9572 bytes in 0.003s)
PS [redacted] ls

디렉터리: [redacted]

Mode                LastWriteTime         Length Name
----                -
-a----          2023-07-24 오후 10:41       1263612 afl-fuzz
-a----          2023-08-03 오전 12:38         9572 dji_mb_parser
-a----          2023-08-03 오전 12:32           0 i_data

PS [redacted] adb push .\afl-fuzz /data/local/tmp
.\afl-fuzz: 1 file pushed, 0 skipped. 1181.9 MB/s (1263612 bytes in 0.001s)
PS [redacted] adb push .\dji_mb_parser /data/local/tmp
.\dji_mb_parser: 1 file pushed, 0 skipped. 31.7 MB/s (9572 bytes in 0.000s)
PS [redacted] adb push .\i_data /data/local/tmp
.\i_data: 1 file pushed, 0 skipped. 0.0 MB/s (56 bytes in 0.003s)
PS [redacted]
PS [redacted]
```

Figure 4. Drone system binary extraction-2

3.2.3 Installing dependent libraries

In the paragraph below, we will cover building an emulation environment that can run the decrypted firmware. To analyze firmware, tools such as emulators and debuggers are used. To use an analysis tool, the instructions in the software to be analyzed must be configured to be recognized as normal. To do this, the operating environment used in the drone system had to be implemented on the embedded board. The drone firmware ran on the Android operating system and consisted of a 32-bit ARM processor. In addition, the binaries within the firmware were not compiled as PIE (Position Independent Executables). Android 5.0 (Lollipop) or higher is set to not run without PIE due to security issues, so an environment below Android 5.0 must be built on the embedded board to run the drone firmware. In addition, there are separate libraries used in actual drone systems, and in order for the firmware binaries to run, it is necessary to check which library each binary references. It is also important that the libraries referenced by each program are installed in the same location on the file system for the program to run. We used commands such as "ldd" to check which libraries each binary references, and installed the necessary libraries on the embedded board's file system. As Android does not support package installers such as Ubuntu's apt, we extracted these libraries directly from the drone system or firmware files.

Library dependencies for DJI drone systems			
libduml_hal.so	libOMX.hantro.H1.video.encoder.so	libeden_log.so	
		libon2_base_common.so	libion_lc.so
	libGAL.so		
	libc_extlib.so		
	libOMX.hantro.H1.image.encoder.so		
	libOMX.hantro.81x0.image.decoder.so		
	libOMX.hantro.H1.video.encoder.so		
	libOMX.hantro.7280.video.encoder.so		
	libduml_frwk.so	libusb.so	
frwk.so	libusbmuxd.so	libplist.so	
libduml_osal.so			
libduml_util.so			
...			

Table 4. Dependencies of libraries used by DJI drones

3.2.4 Installing fuzzer

To perform automated analysis against DJI firmware, analysis tools such as AEG and Fuzzer should be used. AFL (American Fuzzy Lop), which is commonly used for automated vulnerability analysis, builds the source code through afl-gcc and performs fuzzing on it, or performs black box fuzzing through user space emulation on the code in binary form. However, the source code for the DJI firmware is not publicly available and cannot be collected, so the analysis must be performed only on the firmware binary. In our analysis of the decrypted DJI firmware, we found that most of the binaries are composed of ARM architecture, so tools that support platforms for different architectures such as ARM, Aarch64 and PowerPC should be used. In addition, since this study targets firmware, it is not possible to use honggfuzz[27], KLEE[28], LibFuzzer[29], etc., which require source code for vulnerability analysis. Therefore, the vulnerability analysis tools that can be used for this study are AFL, Radamsa[30] and angr[31], which can be used for

binaries on different types of platforms and architectures. However, Radamsa is not suitable for use in this study because it is a tool that mutates the structure of an existing binary and requires a human to manually check and analyse errors that may be identified after execution. Angr also requires a simulation manager for each binary to set target addresses where vulnerabilities are likely to occur. It is therefore not suitable for automating vulnerability analysis for large numbers of binaries. We therefore used AFL, a cross-platform fuzzer, and an embedded board built with AFL to perform automated analysis for DJI firmware. AFL uses shared memory features to track code coverage, optimise performance and identify new input data. However, for the Android operating system used by drone systems, the shared memory API used by AFL is blocked and must be bypassed to use a different API. Also, AFL is designed to run on most Linux or Unix-based systems, so it cannot run on embedded boards using the Android environment. AFL is integrated with the libraries used to build it and with existing Linux debugging tools, and the integrated AFL binary cannot run on other operating systems because the instruction set used is tailored to the system it is integrated with. It must therefore be modified to take account of the characteristics and limitations of the Android platform in order to run on the embedded board on which it is built. To address these issues with the shared memory API, we found an Android-specific AFL, Android-AFL [32], and built and installed it for the Beaglebone Black embedded board environment. As the Beaglebone Black embedded board has an ARM Cortex-A8 processor, we configured and built a cross-compile environment for this processor.

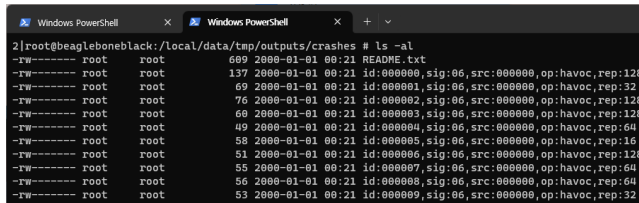
```

22 DOC_PATH = $(PREFIX)/share/doc/afl
23 MISC_PATH = $(PREFIX)/share/afl
24
25 # PROGS intentionally omit afl-as, which gets installed elsewhere.
26
27 CC = arm-linux-gnueabi-gcc -mbe32 -static
28
29 PROGS = afl-gcc afl-fuzz afl-showmap afl-tmin afl-gotcpu afl-analyze
30 SH_PROGS = afl-plot afl-cmin afl-whatsup

```

Figure 7. Modifying Makefile for cross-compiling

As a result, we confirmed that we could normally dynamically analyse the DJI drone system binary in the Beaglebone Black embedded board environment. In this case, it was difficult to verify the actual operation of the Android AFL tool in real time due to the very small terminal screen size provided by the Android operating system. Nevertheless, we deliberately created an executable with the vulnerability, uploaded it to the Beaglebone Black embedded board, and performed a dynamic analysis using Android AFL. As a result, we found that our intended vulnerability was correctly detected by Android-AFL.



```

2]root@beagleboneblack:/local/data/tmp/outputs/crashes # ls -al
-rw-r----- root root 609 2000-01-01 00:21 README.txt
-rw-r----- root root 137 2000-01-01 00:21 id:000000,sig:06,src:000000,op:havoc,rep:128
-rw-r----- root root 69 2000-01-01 00:21 id:000001,sig:06,src:000000,op:havoc,rep:32
-rw-r----- root root 76 2000-01-01 00:21 id:000002,sig:06,src:000000,op:havoc,rep:128
-rw-r----- root root 68 2000-01-01 00:21 id:000003,sig:06,src:000000,op:havoc,rep:128
-rw-r----- root root 49 2000-01-01 00:21 id:000004,sig:06,src:000000,op:havoc,rep:64
-rw-r----- root root 58 2000-01-01 00:21 id:000005,sig:06,src:000000,op:havoc,rep:16
-rw-r----- root root 51 2000-01-01 00:21 id:000006,sig:06,src:000000,op:havoc,rep:128
-rw-r----- root root 55 2000-01-01 00:21 id:000007,sig:06,src:000000,op:havoc,rep:64
-rw-r----- root root 56 2000-01-01 00:21 id:000008,sig:06,src:000000,op:havoc,rep:64
-rw-r----- root root 53 2000-01-01 00:21 id:000009,sig:06,src:000000,op:havoc,rep:32

```

Figure 8. Crashes in AFL using embedded boards

4 Conclusion

Research into improving the security of drones has received a lot of attention, and research is ongoing. In this study, we present a method for performing vulnerability analysis on drone firmware, which has been difficult to analyse dynamically, as well as problems and solutions. We acquired a dataset of DJI drone firmware and automated the decryption module for encrypted firmware. We also built an embedded board that can perform automated vulnerability analysis on the collected DJI drone firmware, and created an environment where automated analysis tools can be used. However, there were performance issues with the method we proposed. In reality, we are not only fuzzing small, single programs, but also large, multiple programs, which means integration testing.

In such cases, our fuzzing method may not work properly. Therefore, to overcome these performance issues, we aim to develop an additional emulator for drone firmware, which we will present in this talk. With the developed emulator, we will be able to perform fuzzing on large and diverse programs, which we expect will solve the current performance issues. Finally, in future work we would like to extend our analysis beyond DJI drone firmware to other manufacturers' drone and robotics product lines to create a more general purpose analysis tool.

REFERENCES

- [1] Nassi, Ben, et al. "SoK-security and privacy in the age of drones: threats, challenges, solution mechanisms, and scientific gaps." arXiv preprint arXiv:1903.05155 (2019).
- [2] Krichen, Moez, et al. "Security Challenges for Drone Communications: Possible Threats, Attacks and Countermeasures." 2022 2nd International Conference of Smart Systems and Emerging Technologies (SMARTTECH). IEEE, 2022.
- [3] Iran hijacked US drone claims Iranian engineer, [online] Available: <https://www.nbcnews.com/id/wbna45685870>
- [4] Hudaib, Adam Ali Zare. "Satellite network hacking & security analysis." International Journal of Computer Science and Security (IJCSS) 10.1 (2016): 8.
- [5] Honglei, Tu, Sun Wei, and Zhang Yanan. "The research on software metrics and software complexity metrics." 2009 International Forum on Computer Science-Technology and Applications. Vol. 1. IEEE, 2009.
- [6] Clark, Devon R., et al. "DROP (DRone Open source Parser) your drone: Forensic analysis of the DJI Phantom III." Digital Investigation 22 (2017): S3-S14.
- [7] Iqbal, Farkhund, et al. "Drone forensics: A case study on DJI phantom 4." 2019 IEEE/ACS 16th International Conference on Computer Systems and Applications (AICCSA). IEEE, 2019.
- [8] Roder, Alan, Kim-Kwang Raymon Choo, and Nhien-An Le-Khac. "Unmanned aerial vehicle forensic investigation process: Dji phantom 3 drone as a case study." arXiv preprint arXiv:1804.08649 (2018).
- [9] Yun, Joobeom, et al. "Fuzzing of Embedded Systems: A Survey." ACM Computing Surveys 55.7 (2022): 1-33.
- [10] Kwon, Young-Min, et al. "Empirical analysis of mavlink protocol vulnerability for attacking unmanned aerial vehicles." IEEE Access 6 (2018): 43203-43212.
- [11] bin Mohammad Fadiilah, Mohammad Shameel, et al. "DRAT: A drone attack tool for vulnerability assessment." Proceedings of the Tenth ACM Conference on Data and Application Security and Privacy. 2020.
- [12] Veerappan, Chandra Sekar, et al. "DRAT: A Penetration Testing Framework for Drones." 2021 IEEE 16th Conference on Industrial Electronics and Applications (ICIEA). IEEE, 2021.
- [13] Schiller, Nico, et al. "Drone Security and the Mysterious Case of DJI's DroneID." Network and Distributed System Security Symposium (NDSS). 2023.
- [14] Chen, Daming D., et al. "Towards automated dynamic analysis for linux-based embedded firmware." NDSS. Vol. 1. 2016.
- [15] Kim, Mingeun, et al. "Firmac: Towards large-scale emulation of iot firmware for dynamic analysis." Annual computer security applications conference. 2020.
- [16] Blackhat 2022. EMBA - From Firmware to Exploit, [online] Available: <https://www.slideshare.net/MichaelM85042/emba-from-firmware-to-exploit-bheu22>
- [17] Gritti, Fabio, et al. "HEAPSTER: Analyzing the Security of Dynamic Allocators for Monolithic Firmware Images." 2022 IEEE Symposium on Security and Privacy (SP). IEEE, 2022.
- [18] Angelakopoulos, Ioannis, Gianluca Stringhini, and Manuel Egele. "FirmSolo: Enabling dynamic analysis of binary Linux-based IoT kernel modules." (2023).
- [19] Pandey, Pallavi, Anupam Sarkar, and Ansuman Banerjee. "Triforce QNX Syscall Fuzzer." 2019 IEEE International Symposium on Software Reliability Engineering Workshops (ISSREW). IEEE, 2019.
- [20] Rohleder, Roman. "Hands-on ghidra-a tutorial about the software reverse engineering framework." Proceedings of the 3rd ACM Workshop on Software Protection. 2019.

- [21] THE TOP DRONE MAKER OF 2022 IS DJI [online]. Available: <https://www.thedronegirl.com/2022/12/15/the-top-drone-maker-of-2022-dji/>
- [22] van Tienen, Freek. "Far-field Correlation Electromagnetic Analysis attacks against AES in real world applications." (2018).
- [23] DJI-Firmware-Tools, [online] Available: "DJI-Firmware-Tools," <https://github.com/o-gs/dji-firmware-tools>, 2021.
- [24] System Security, A DJI Technology White Paper V2.0, [online] Available: <https://security.dji.com/data/resources/>, 2022.
- [25] dji_rev, [online] Available: https://github.com/fvantienen/dji_rev
- [26] Regupathy, Rajaram, and Rajaram Regupathy. "Android debug bridge (adb)." Unboxing Android USB: A Hands-On Approach with Real World Examples (2014): 125-138.
- [27] Swiecki, Robert. "Honggfuzz: A general-purpose, easy-to-use fuzzer with interesting analysis options." URL: <https://github.com/google/honggfuzz> (visited on 06/21/2017) (2017).
- [28] Cristian Cadar, Daniel Dunbar, and Dawson Engler. 2008. KLEE: Unassisted and Automatic Generation of High-coverage Tests for Complex Systems Programs. In Proceedings of the 8th USENIX Conference on Operating Systems Design and Implementation (OSDI'08), 209–224.
- [29] Serebryany, Kosta. "Continuous fuzzing with libfuzzer and addresssanitizer." 2016 IEEE Cybersecurity Development (SecDev). IEEE, 2016.
- [30] Helin, Aki. "Radamsa." URL: <https://gitlab.com/akihe/radamsa> (2016).
- [31] Wang, Fish, and Yan Shoshitaishvili. "Angr-the next generation of binary analysis." 2017 IEEE Cybersecurity Development (SecDev). IEEE, 2017.
- [32] Android-AFL, [online] Available: <https://github.com/ele7enxxh/android-afl>
- [33] Park, Sangbin, Youngjoon Kim, and Dong Hoon Lee. "SCVMON: Data-oriented attack recovery for RVs based on safety-critical variable monitoring." Proceedings of the 26th International Symposium on Research in Attacks, Intrusions and Defenses. 2023.
- [34] Christian Bunse, Sebastian Plotz, "Security Analysis of Drone Communication Protocols," ESSoS, 2018
- [35] DroneCode, [online] Available: <http://ardupilot.org/copter/index.html>
- [36] Karel Domin, Eduard Marin, Iraklis Symeonidis, "Security Analysis of the Drone Communication Protocol: Fuzzing the MAVLink protocol," KU Leuven, 2016
- [37] Clark, George W., Michael V. Doran, and Todd R. Andel. "Cybersecurity issues in robotics." 2017 IEEE conference on cognitive and computational aspects of situation management (CogSIMA). IEEE, 2017.
- [38] Franceschi-Bicchieri. (2016) How 1.5 million connected cameras were hijacked to make an unprecedented botnet. [Online]. Available: <https://motherboard.vice.com/read/15-million-connected-cameras-ddos-botnet-brian-krebs>
- [39] Fisher, Kathleen. "HACMS: high assurance cyber military systems." ACM SIGAda letters 32.3 (2012): 51-52.
- [40] Loonwerks, [online] Available: <https://loonwerks.com/projects/hacms.html>