

Passive Non-Line-of-Sight Imaging with Light Transport Modulation

Jiarui Zhang¹, Graduate Student Member, IEEE, Ruixu Geng¹, Graduate Student Member, IEEE, Xiaolong Du¹, Graduate Student Member, IEEE, Yan Chen¹, Senior Member, IEEE, Houqiang Li¹, Fellow, IEEE, and Yang Hu¹, Member, IEEE

Abstract—Passive non-line-of-sight (NLOS) imaging has witnessed rapid development in recent years, due to its ability to image objects that are out of sight. The light transport condition plays an important role in this task since changing the conditions will lead to different imaging models. Existing learning-based NLOS methods usually train independent models for different light transport conditions, which is computationally inefficient and impairs the practicality of the models. In this work, we propose NLOS-LTM, a novel passive NLOS imaging method that effectively handles multiple light transport conditions with a single network. We achieve this by inferring a latent light transport representation from the projection image and using this representation to modulate the network that reconstructs the hidden image from the projection image. We train a light transport encoder together with a vector quantizer to obtain the light transport representation. To further regulate this representation, we jointly learn both the reconstruction network and the reprojection network during training. A set of light transport modulation blocks is used to modulate the two jointly trained networks in a multi-scale way. Extensive experiments on a large-scale passive NLOS dataset demonstrate the superiority of the proposed method. The code is available at <https://github.com/JerryOctopus/NLOS-LTM>.

Index Terms—Non-line-of-sight imaging, light transport conditions.

I. INTRODUCTION

NON-LINE-OF-SIGHT (NLOS) imaging makes it possible to image objects that are occluded by obstacles via analyzing the reflective scattering at a relay surface. With the ability to see hidden objects that are out of sight, this technology effectively extends our perception range, which is beyond the reach of traditional line-of-sight (LOS) imaging methods. NLOS imaging has promising applications in various fields such as autonomous vehicles, accident rescue and medical imaging and has thus gained increasing research attention in recent years.

NLOS imaging consists of active and passive approaches. Active NLOS imaging uses controllable light and extracts information from multiple reflections via ultra-high speed light systems [1], [2]. The technology relies heavily on costly detectors and is vulnerable to interference from ambient light

Jiarui Zhang, Xiaolong Du, Houqiang Li and Yang Hu are with the School of Information Science and Technology, University of Science and Technology of China, Hefei 230026, China (e-mail: jrzhang@mail.ustc.edu.cn, duxiaolong@mail.ustc.edu.cn, lihq@ustc.edu.cn, eeyhu@ustc.edu.cn).

Ruixu Geng, Yan Chen are with the School of Cyber Science and Technology, University of Science and Technology of China, Hefei 230026, China (e-mail: gengruixu@mail.ustc.edu.cn, eecyan@ustc.edu.cn).

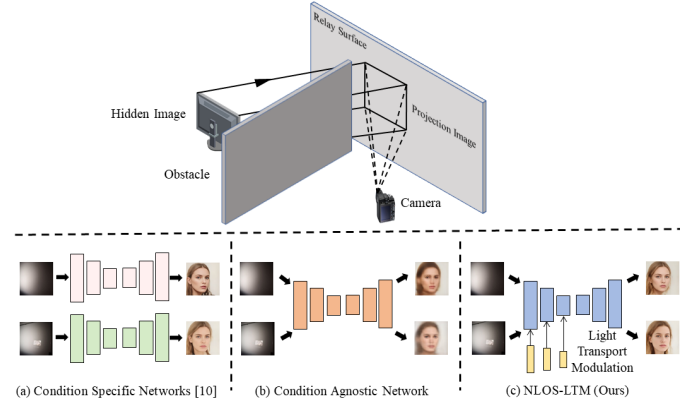


Fig. 1. Top row: Passive non-line-of-sight imaging setting. Light emitted from the hidden image projects on the relay surface and is then captured by a camera. Bottom row: Comparison of three different solutions for NLOS imaging under multiple light transport conditions. (a) Train a condition specific network for each light transport condition; (b) Train a condition agnostic network without explicitly considering the light transport conditions; (c) Train a unified network for different light transport conditions, which uses a learned light transport representation to modulate the reconstruction network.

sources [3], [4], [5], [6], [7]. In contrast, passive NLOS imaging [8], [9], [10], [11] employs an ordinary camera to capture the intensity of scattered light as it reaches the relay surface, eliminating the need for controllable illumination and complex detectors. Current techniques for NLOS imaging encompass traditional physics-based methods and deep learning-based methods. While the former is restricted to handling simple scenes, the advent of deep learning has substantially enhanced reconstruction resolution and made it possible to reconstruct complex hidden scenes. In this work, we focus on deep learning-based passive NLOS imaging methods.

Passive NLOS imaging is a highly ill-posed problem. With some mild assumptions, the discrete forward model for passive NLOS imaging can be formulated as [12]

$$\mathbf{y} = \mathbf{A}\mathbf{x} + \mathbf{n}, \quad (1)$$

where $\mathbf{x} \in \mathbb{R}^{H_x W_x}$ is the vectorized hidden image and $H_x \times W_x$ is the resolution of it. $\mathbf{y} \in \mathbb{R}^{H_y W_y}$ is the observed projection image, and $H_y \times W_y$ is the corresponding resolution. $\mathbf{A} \in \mathbb{R}^{H_y W_y \times H_x W_x}$ denotes the light transport matrix. $\mathbf{n} \in \mathbb{R}^{H_y W_y}$ represents the noise. The close contribution between pixels caused by isotropic diffuse reflection leads to a very large condition number of the light transport matrix.

This makes it difficult to obtain good reconstructions from the observations [12]. To alleviate this problem, existing strategies involve placing a partial occluder [10], using polarizers [9] and applying deep learning [11], [13], [12]. Among them, deep learning-based passive NLOS imaging techniques can substantially enhance the reconstruction quality.

The light transport condition plays an important role in NLOS imaging. Changing the conditions (such as the distance between the hidden object and the relay surface, the angle of the camera, the type of ambient illumination, and the material of the relay surface) will lead to different imaging models, which poses a big challenge to the generalization ability of learning-based reconstruction models. Existing methods, such as [12] typically train different models for different light transport conditions, which not only results in high computational loads but also fails to exploit the relations between different conditions. Besides, during testing, one needs to know under which light transport condition a projection image is taken so as to apply the appropriate model for it, which limits the practical usage of the models. One potential solution is to mix the datasets collected under different conditions and train a single condition agnostic model. A potential risk of this strategy is, the projection images that correspond to the same hidden scene but captured under different light transport conditions will have different appearances, by getting through the same network they will be reconstructed differently, although we expect to obtain the same reconstruction for them.

In this paper, we aim to develop a unified reconstruction model for passive NLOS imaging that can effectively handle multiple light transport conditions at the same time. The main idea is to infer from the projection image a latent representation of the corresponding light transport condition and use this representation to modulate the process that reconstructs the hidden image from the projection image. With this design, we are able to disentangle the information about the hidden scene and the information related to the light transport process in the projection image, which allows for a single model for multiple light transport conditions and better reconstruction quality.

Inferring the light transport condition and using it to guide the reconstruction is very challenging, which requires the exploration of the light transport matrix that is very high-dimensional and lacks of structures that facilitate learning. There is no explicit label information about the light transport representation available for training. And how to effectively modulate the reconstruction network using the light transport representation has never been studied before. Besides, the projection images are very fuzzy with very limited information. We propose three core designs to address the challenges.

Firstly, we present a joint learning strategy that simultaneously learns the reconstruction process from the projection image to the hidden image and the projection process from the hidden image to the projection image. The motivation for this is, a good estimation of the light transport representation should not only help the reconstruction process but also mimic the NLOS projection process to enable regenerating the projection image from the hidden image. This added network branch is an effective constraint to ensure the quality of the

estimated light transport representation.

Secondly, we learn a light transport encoder that extracts a latent representation for the light transport condition. Moreover, by noting that projection images taken under the same condition should share the same light transport representation, we apply vector quantization (VQ) [14] to the representation extracted by the light transport encoder. This not only lets the learned representation meet the above requirement, but also helps to reduce the noise when using the latent representation to modulate the reconstruction and the reprojection networks.

Thirdly, we use the light transport modulation blocks to inject the light transport representation and modulate the features of the projection image in the reconstruction network and the features of the hidden image in the reprojection network. The injections are carried out in a multi-scale way to expand the influence of the light transport representation and strengthen the connections between the light transport representation and the two generation networks. These designs enable our network to handle various light transport conditions effectively.

The main contributions of this work are summarized below:

- We propose to learn a unified model for passive NLOS imaging that can effectively handle multiple light transport conditions. This is achieved by inferring a latent light transport representation from the projection image and using it to modulate the reconstruction network.
- We provide three critical designs to tackle the challenges in the problem, including a joint learning of both the reconstruction network and the reprojection network, a light transport encoder together with VQ to get the latent light transport representation, and the light transport modulation blocks that modulate the two generation networks in a multi-scale way.
- Extensive experiments are conducted on a large-scale passive NLOS dataset. The results show that the proposed method outperforms existing passive NLOS models and several state-of-the-art image restoration methods.

II. RELATED WORK

A. Passive Non-Line-of-Sight Imaging.

Our work focuses on the 2D reconstruction problem in passive NLOS imaging. Existing methods for passive NLOS imaging usually include physics-based methods and deep learning-based methods. Physics-based methods employ strategies such as placing a partial occluder [15], [10], using polarizers [9], [16], or exploiting the optical memory effect [17] to image through opaque layers or reconstruct concealed objects. However, they can only achieve rough reconstructions of simple scenes. In recent years, deep learning-based methods have shown promising results in NLOS imaging. Based on the network design principles, deep learning methods can be divided into end-to-end networks [8], [18] and physics-based networks [19], [20]. These methods can learn appropriate feature representations and leverage scene priors, which results in improved resolution and quality of the reconstruction image. Notably, Tancik *et al.* [21] used a Variational Auto-Encoder (VAE) [22] for NLOS imaging. However, the model is limited

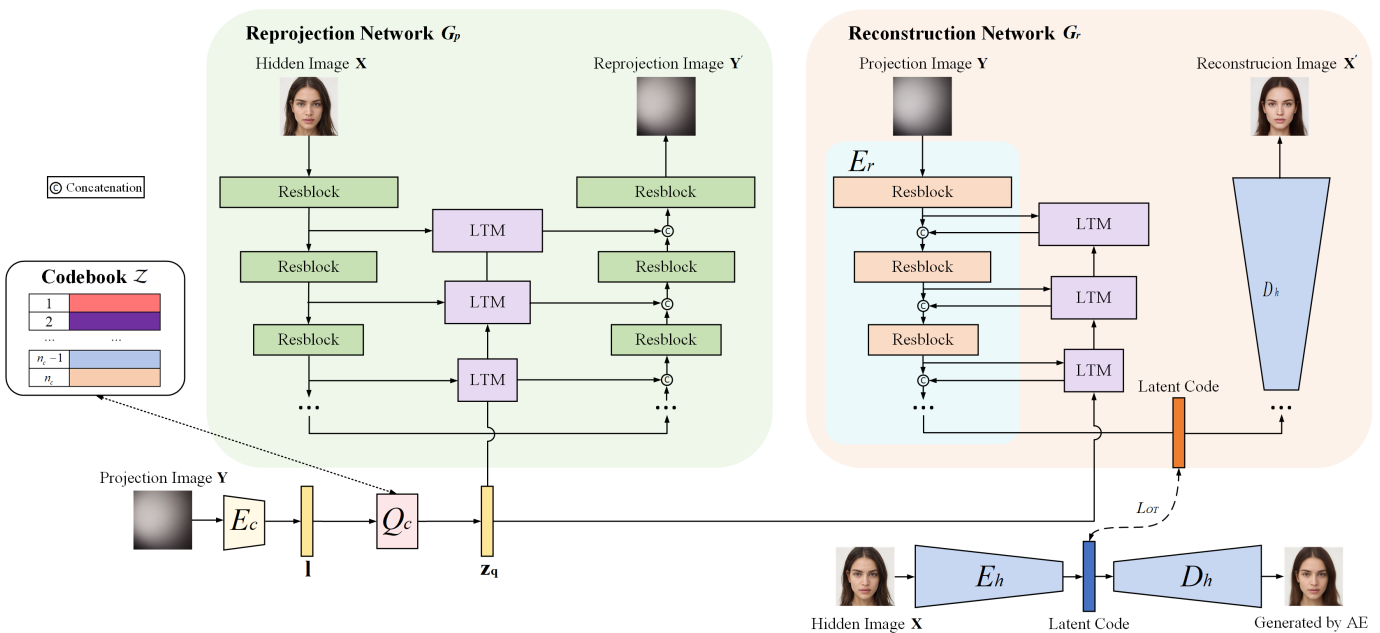


Fig. 2. Architecture of the proposed NLOS-LTM method for passive NLOS imaging. A reprojection network G_p that reprojects the hidden image to the projection image, and a reconstruction network G_r that reconstructs the hidden image from the projection image are jointly learned during training. We use an encoder E_c and a vector quantizer Q_c to obtain a latent representation of the light transport condition associated with the projection image, which is then used to modulate the feature maps of the reprojection and the reconstruction networks through a set of light transport modulation (LTM) blocks. We also pretrain an auto-encoder, which consists of E_h and D_h , with the hidden images. The decoder D_h of the auto-encoder is taken as the decoder part of G_r . During testing, only E_c , Q_c and G_r are needed for NLOS reconstruction.

to reconstructing a single specific object. Geng *et al.* [12] developed NLOS-OT, a novel framework that used manifold embedding and optimal transport to map projection images to hidden images in the latent space. Besides, they built NLOS-Passive, the first public large-scale passive NLOS dataset, which facilitates the research in this field.

B. Image Restoration.

Image restoration is a crucial task that aims to restore high-quality images by eliminating degradations from the low-quality inputs. Extensive research has been done for degradation patterns such as noise [23], [24], [25], [26], blur [27], [28], [29], and adverse weather conditions [30], [31], [32], [33], [34]. Broadly speaking, the passive NLOS imaging problem can be seen as a special image restoration problem if we take the projection process from the hidden image to the projection image as a degradation operation. However, this problem is dramatically different from traditional image restoration problems. The hidden images are distorted more severely in passive NLOS imaging than in other problems. Nevertheless, methods proposed for image restoration problems provide useful references for solving passive NLOS imaging. We therefore review some of them in the following.

The degradation representation has been taken as a crucial component in image restoration tasks. For example, learning the degradation representations has recently been explored by some learning-based deblurring methods. SelfDeblur [35] introduced the Deep Image Prior (DIP) [36] to model clean images and kernels separately. It assumed the blur kernels were linear and uniform, which is impractical in real-world

scenarios. To overcome this limitation, [37] introduced explicit representation for the blur kernels and operators, and used DIP to reparameterize the degradation and the sharp images. In [38], Li *et al.* proposed a framework to learn spatially adaptive degradation representations of blurry images. A joint image reblurring and deblurring learning process was presented to improve the learning of the degradation representation.

For the restoration problem of removing adverse weather conditions like rain, fog and snow from images, some recent works were interested in developing a single neural network that could recover images from different types of corruptions. Li *et al.* [39] proposed an All-in-One image restoration network for bad weather removal. It used multiple task-specific encoders for different weather types and a generic decoder, which still resulted in a large number of parameters. To address this limitation, Valanarasu *et al.* [40] proposed Transweather, a transformer-based network that has a single encoder and a decoder to restore an image degraded by any weather condition.

The motivations of some of these works are to some extent similar to this work. However, due to the distinct difference between classic image restoration problems and the passive NLOS imaging problem, directly applying image restoration models to NLOS imaging cannot achieve satisfactory results, as shown by our experiments.

III. METHODOLOGY

In this section, we first present the overall pipeline of the proposed NLOS-LTM for passive NLOS imaging. The details of the major components in the network are provided in the next subsections.

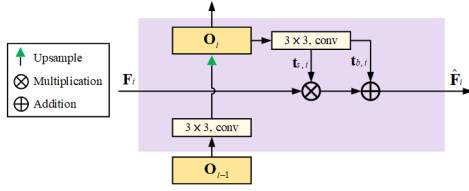


Fig. 3. Detailed structure of the light transport modulation (LTM) block. O_i is the upsampled light transport representation of different scales. F_i is the input feature map. $t_{s,i}$ and $t_{b,i}$ are the scaling and translation parameters respectively. The LTM block modulates the input feature map with a normalization style operation.

A. Overall Pipeline

Fig. 2 illustrates the architecture of the proposed NLOS-LTM network. Given a projection image $\mathbf{Y} \in \mathbb{R}^{H \times W \times 3}$, NLOS-LTM first uses an encoder E_c to obtain a latent representation $E_c(\mathbf{Y})$ of the light transport condition applied to generate \mathbf{Y} . The projection images captured under the same light condition should share the same latent representation. To impose this important and useful constraint, we quantize the latent representation $E_c(\mathbf{Y})$ to one of the codes in a codebook, whose entries correspond to representations of different light conditions. The quantized light transport representation is then used to modulate two parallel networks G_p and G_r . For a pair of projection image \mathbf{Y} and its corresponding hidden image \mathbf{X} , the reprojection network G_p generates the projection image \mathbf{Y} from the hidden image \mathbf{X} , and the reconstruction network G_r reconstructs the hidden image \mathbf{X} from the projection image \mathbf{Y} . Both networks employ an encoder-decoder structure and the light transport representation modifies the feature maps in G_p and G_r in a multi-scale way. The decoder of the reconstruction network G_r is obtained from an auto-encoder pretrained on the hidden images. This simplifies the high-dimensional image-to-image mapping problem of G_r to be mapping the projection image \mathbf{Y} to the latent code of \mathbf{X} , which to some extent mitigates the ill-condition of the reconstruction problem.

B. Learning Light Transport Representations

We use a latent representation to characterize the light transport condition associated with a projection image. We introduce an encoder E_c to encode the projection image \mathbf{Y} into the light transport representation $\mathbf{l} = E_c(\mathbf{Y})$. It is evident that projection images captured under the same condition should share the same light transport representation. To regulate the learned representation with this observation, we propose a discrete latent light transport representation method. Specifically, let $\mathcal{Z} = \{\mathbf{z}_i\}_{i=1}^{n_c}$, $\mathbf{z}_i \in \mathbb{R}^{n_d}$ be a codebook where n_c is the size of the codebook and corresponds to the number of different conditions considered by the model, n_d is the dimensionality of each code. The discrete light transport representation for \mathbf{Y} is obtained by quantizing \mathbf{l} to one of the codes in \mathcal{Z} as shown in Eq. (2).

$$\mathbf{z}_q = \begin{cases} \mathbf{z}_+, & \text{Training,} \\ \arg \min_{\mathbf{z}_i \in \mathcal{Z}} \|\mathbf{l} - \mathbf{z}_i\|_2, & \text{Testing.} \end{cases} \quad (2)$$

The quantization operation during training and testing is slightly different. During training, we use the label information

about the light transport condition. \mathbf{z}_+ is the code in the codebook that corresponds to the light transport condition \mathbf{Y} is taken under. During testing, we do not need to know which condition a projection image belongs to. We just perform nearest neighbor look-up in \mathcal{Z} to get the corresponding latent condition representation. The discrete representation \mathbf{z}_q is then used to modulate the reprojection network G_p and reconstruction network G_r .

The loss function for learning is given in Eq. (3). It has three components for different purposes. The first term is the InfoNCE loss [41], which aims to classify the encoder output \mathbf{l} into the corresponding codebook entry. \mathbf{l} and \mathbf{z}_+ form a positive pair whereas \mathbf{l} and all other codes in \mathcal{Z} form negative pairs. τ is a temperature hyper-parameter [42]. The second term is used for updating the codebook \mathcal{Z} , $\text{sg}[\cdot]$ denotes the stop-gradient operation. The third term is the commitment loss [14] that makes sure the encoder E_c commits to a codebook entry. α and β are the weighting factors.

$$L_{VQ} = -\log \frac{\exp(\mathbf{l} \cdot \mathbf{z}_+ / \tau)}{\sum_{i=1}^{n_c} \exp(\mathbf{l} \cdot \mathbf{z}_i / \tau)} + \alpha \|\text{sg}[\mathbf{l}] - \mathbf{z}_+\|_2^2 + \beta \|\text{sg}[\mathbf{z}_+] - \mathbf{l}\|_2^2. \quad (3)$$

By introducing vector quantization, we ensure that hidden images captured under the same light transport condition have the same latent representation for the condition. It also makes the model concentrate on important features of the light condition as opposed to focusing on noise and imperceptible details. The adding of the contrastive loss in Eq. (3) actually extends standard VQ which is usually an unsupervised process to a supervised version. Although VQ is not a new tool, applying it to the extraction of light transport representation is a brand new usage that has not been exploited before.

C. Image Reconstruction Network

The reconstruction network G_r predicts the hidden image \mathbf{X} from the projection image \mathbf{Y} with the help of the latent light transport representation estimated from \mathbf{Y} . This can be formulated as:

$$\mathbf{X}' = G_r(\mathbf{Y}, Q_c(E_c(\mathbf{Y}))). \quad (4)$$

The integration of light transport representation enables G_r to achieve reconstruction for multiple light transport conditions and also enhances the overall quality of the reconstructed image.

Light Transport Modulation. The reconstruction network G_r takes an encoder-decoder structure. The aim of the encoder in G_r is to extract semantic information from the projection image that is irrelevant to the light transport conditions. To achieve this, we use the light transport representation to modulate the encoder. To make full use of the light transport representation \mathbf{z}_q , we upsample it at multiple scales to act on the features of the projection image across different resolutions. Let $\mathbf{F}_i \in \mathbb{R}^{H_i \times W_i \times C_i}$ be the feature map of the projection image \mathbf{Y} extracted by the encoder of G_r at scale i and O_i be the upsampled light transport representation at the same scale, which is obtained by convolution-based upsampling the representation $O_{i-1} \in \mathbb{R}^{H_{i/2} \times W_{i/2} \times C_{i-1}}$ of

the previous scale. A block called light transport modulation (LTM) is designed to modulate \mathbf{F}_i through a normalization style operation. As shown in Fig. 3, we use a convolution layer to extract the modulating parameters $\mathbf{t}_i = (\mathbf{t}_{i,s}, \mathbf{t}_{i,b})$ from \mathbf{O}_i , which modulate \mathbf{F}_i with scaling and additions as

$$\hat{\mathbf{F}}_i = \mathbf{t}_{i,s} \frac{\mathbf{F}_i - \mu(\mathbf{F}_i)}{\sigma(\mathbf{F}_i)} + \mathbf{t}_{i,b}, \quad (5)$$

where $\mu(\cdot)$ and $\sigma(\cdot)$ are the mean and the standard deviation respectively.

The modulated feature $\hat{\mathbf{F}}_i$ is then concatenated with \mathbf{F}_i and the concatenated representation is taken as the input of the next convolution block of the image encoder. With the help of the LTM blocks, the encoder is encouraged to disentangle the information related to the light transport process in the projection image and only keep the semantic information related to the hidden image. Injection at multiple scales strengthens the connections between the latent light transport representation and the reconstruction network.

The output of the encoder of G_r is a latent representation of the projection image. Instead of directly learning a decoder to map this latent representation to the estimated hidden image, we follow NLOS-OT [12] to get the decoder in an indirect way. The idea is to first train an auto-encoder through self-supervised learning for the hidden images. The encoder part of the auto-encoder E_h maps a hidden image into a latent code and the decoder part D_h restores the input hidden image from the latent code. Then the problem of reconstructing the hidden image from the projection image can be decomposed into first mapping the projection image to the latent code of the target hidden image and then using the decoder D_h of the auto-encoder to get the reconstructed hidden image. This reduces the original ill-conditioned high-dimensional to high-dimensional mapping problem to a high-dimensional to low-dimensional mapping problem and results in better reconstruction quality. Note that the NLOS-OT method did not explicitly model and use the light transport condition in its encoder for the projection image, so it needed to train different models for different light conditions. Our designs enable training an effective unified model for different conditions.

Loss Function. The loss function for image reconstruction is a combination of the L_1 loss and the OT loss:

$$L_r = L_1 + \lambda_1 L_{OT} = \|\mathbf{X} - \mathbf{X}'\|_1 + \lambda_1 \|E_h(\mathbf{X}) - E_r(\mathbf{Y})\|_1. \quad (6)$$

The first term measures the pixel-wise distance between the reconstructed image \mathbf{X}' and the target hidden image \mathbf{X} using the L_1 -norm. The second term is the OT loss. $E_h(\mathbf{X})$ is the encoder of the auto-encoder that extracts the latent code of the hidden image \mathbf{X} . $E_r(\mathbf{Y})$ is the encoder of G_r that gets the latent representation of the projection image \mathbf{Y} . This loss drives $E_r(\mathbf{Y})$ to be similar to $E_h(\mathbf{X})$, i.e., to remove the part in \mathbf{Y} that is related to the NLOS light transport process with the help of the estimated light transport representation and the LTM blocks.

D. Image Reprojection Network

The image reprojection network G_p models the projecting process by learning to generate the projection image from the

hidden image and the corresponding light transport representation. The whole process is formulated as:

$$\mathbf{Y}' = G_p(\mathbf{X}, Q_c(E_c(\mathbf{Y}))). \quad (7)$$

where \mathbf{Y}' is the generated reprojection image conditioned on the hidden image \mathbf{X} and the latent light condition representation $Q_c(E_c(\mathbf{Y}))$. G_p works as an additional constraint to ensure the validity of the light transport representation learned.

Light Transport Modulation. The reprojection network also takes an encoder-decoder structure. We also use the light transport representation estimated from the projection image to modulate the features of the hidden image. Again, the latent representation \mathbf{z}_q is upsampled recurrently and another set of LTM blocks is used to transform the feature maps of the encoder of G_p . Unlike the LTM blocks in G_r that work within its encoder part, the LTM blocks here work between the encoder and the decoder of G_p . Specifically, the modulated feature $\hat{\mathbf{F}}_i$ is passed to the decoder through a skip connection and concatenated with the decoder feature at the same scale. Although the LTM blocks in G_p and G_r have similar structures, their functionalities are different. The LTM blocks in G_r aim to remove the influence of the light transportation on the features whereas the blocks in G_p aim to exert the influence. Injecting the effect of the light transport representation at multiple scales can also be seen as a way to decompose the high-dimensional and complex light transport matrix \mathbf{A} in Eq. (1).

Loss Function. For image reprojection, we follow the loss function in [38], incorporating the perceptual loss [43] and adversarial training [44]:

$$\begin{aligned} L_G &= -E_{\mathbf{X} \sim p_{\text{data}}} D(\mathbf{X}, \mathbf{Y}') + \lambda_2 L_{\text{perceptual}}(\mathbf{Y}, \mathbf{Y}'), \\ L_D &= -E_{(\mathbf{X}, \mathbf{Y}) \sim p_{\text{data}}} [\min(0, -1 + D(\mathbf{X}, \mathbf{Y}))] \\ &\quad - E_{\mathbf{X} \sim p_{\text{data}}} [\min(0, -1 - D(\mathbf{X}, \mathbf{Y}'))], \end{aligned} \quad (8)$$

where the discriminator D is a multi-scale conditional discriminator conditioning on the hidden image \mathbf{X} , assessing whether the generated reprojection image \mathbf{Y}' has the same contents with the corresponding hidden image \mathbf{X} . The weighting factor λ_2 balances the discriminator loss and the perceptual loss between the predicted projection image \mathbf{Y}' and the real \mathbf{Y} . The hinge loss is taken as the adversarial loss for training the discriminator.

The projection network G_p is mainly used to add additional regulation to the latent light transport representation during training. It is not used at testing time which only reconstructs the hidden images from the projection images. However, as a byproduct of training, it is possible to use G_p to generate new synthetic projection images, which is meaningful considering the difficulty of collecting large-scale training samples for the NLOS imaging problem.

IV. EXPERIMENTS

A. Experimental Setup

Datasets. We evaluate the performance of NLOS-LTM with the large-scale passive NLOS dataset NLOS-Passive [12]. It contains projection images captured under multiple light transport conditions by changing the distance D between the

TABLE I

DETAILS OF THE DATASETS USED WITH MIXED LIGHT TRANSPORT CONDITIONS. IN THE TABLE, A LIGHT TRANSPORT CONDITION IS CHARACTERIZED BY FOUR VARIABLES WHICH ARE SEPARATED BY SEMICOLONS. 70/100 IS THE DISTANCE BETWEEN THE HIDDEN IMAGES AND RELAY SURFACE, MEASURED IN CENTIMETERS. TWO DIFFERENT ANGLES BETWEEN THE CAMERA AND THE RELAY SURFACE ARE USED, WHICH ARE DENOTED BY 1/2. THE AMBIENT ILLUMINATION IS DENOTED BY A/L, WHERE A REPRESENTS DARK LIGHT AND L MEANS DAY LIGHT. THE MATERIAL OF THE RELAY SURFACE IS DENOTED BY WALL/WB, INDICATING ORDINARY INDOOR WALL OR WHITEBOARD. THE SYMBOL “✓” DENOTES THE PRESENCE OF THE LIGHT TRANSPORT CONDITION IN THE MIXED DATASETS, WHILE “✗” DENOTES THE ABSENCE OF THE CONDITION. “-” INDICATES THAT THE NLOS-PASSIVE DATASET LACKS DATA FOR THE LIGHT TRANSPORT CONDITION. “Train/Test” INDICATES THE NUMBER OF TRAINING AND TESTING SAMPLES OF EACH DATASET.

	Light transport conditions												Train/Test
	70;1; A;Wall	100;1; A;Wall	70;2; A;Wall	100;2; A;Wall	70;1; L;Wall	70;2; L;Wall	70;1; A;Wb	100;1; A;Wb	70;2; A;Wb	100;2; A;Wb	70;1; L;Wb		
All-MNIST	✓	✓	✓	✓	-	-	✓	✓	✓	✓	-	60,000/6,664	
All-Supermodel	✗	✓	✓	✓	✓	✓	✓	✗	✓	✓	✓	17,776/5,328	
All-Anime	-	✓	✓	✓	✓	✗	✓	✓	✓	✓	✓	99,336/5,768	
Four-Anime	-	✓	✓	✗	-	✗	✓	-	✓	✗	✗	99,336/2,884	

TABLE II

QUANTITATIVE COMPARISON ON ALL-MNIST, ALL-SUPERMODEL AND ALL-ANIME DATASETS. THE BEST AND THE SECOND BEST SCORES OF THE MULTI-CONDITION METHODS ARE HIGHLIGHTED AND UNDERLINED RESPECTIVELY.

All-MNIST		70;1; A;Wall		100;1; A;Wall		70;2; A;Wall		100;2; A;Wall		70;1; A;Wb		100;1; A;Wb		70;2; A;Wb		100;2; A;Wb	
Type	Method	PSNR	SSIM	PSNR	SSIM	PSNR	SSIM	PSNR	SSIM	PSNR	SSIM	PSNR	SSIM	PSNR	SSIM	PSNR	SSIM
Single Condition	NLOS-OT-S	15.71	0.838	14.61	0.814	14.13	0.804	13.32	0.789	24.27	0.941	22.46	0.927	23.22	0.933	21.31	0.914
Multi-Condition	KBNet	14.42	0.817	13.46	0.796	14.11	0.811	13.80	0.804	24.90	0.945	23.45	0.935	24.05	0.939	22.69	0.927
	NAFNet	15.29	0.580	14.27	0.573	15.47	0.587	14.18	0.658	26.79	0.780	24.14	0.870	25.62	0.802	23.30	0.863
	MSDNet	11.84	0.749	11.51	0.742	11.70	0.740	11.62	0.742	17.44	0.860	15.99	0.838	17.40	0.858	14.83	0.815
	Uformer	13.88	0.727	13.18	0.715	13.81	0.725	13.42	0.721	21.69	0.833	20.64	0.825	21.19	0.831	20.46	0.825
	SwinIR	15.55	0.687	14.47	0.654	14.74	0.650	14.67	0.648	23.10	0.873	22.20	0.863	22.61	0.868	21.58	0.851
	NLOS-OT	15.68	0.840	13.72	0.801	15.38	0.833	13.97	0.805	22.73	0.928	21.99	0.922	22.28	0.924	21.65	0.918
	NLOS-LTM	<u>16.27</u>	<u>0.844</u>	<u>14.74</u>	<u>0.813</u>	<u>16.17</u>	<u>0.841</u>	<u>15.03</u>	<u>0.820</u>	<u>27.29</u>	<u>0.957</u>	<u>26.39</u>	<u>0.953</u>	<u>25.90</u>	<u>0.949</u>	<u>25.43</u>	<u>0.944</u>
All-Supermodel		100;1; A;Wall		70;2; A;Wall		100;2; A;Wall		70;2; L;Wall		70;1; A;Wb		70;2; A;Wb		100;2; A;Wb		70;1; L;Wb	
Type	Method	PSNR	SSIM	PSNR	SSIM	PSNR	SSIM	PSNR	SSIM	PSNR	SSIM	PSNR	SSIM	PSNR	SSIM	PSNR	SSIM
Single Condition	NLOS-OT-S	15.50	0.589	15.68	0.589	15.42	0.586	14.45	0.554	19.47	0.683	19.40	0.679	19.83	0.690	18.99	0.670
Multi-Condition	KBNet	14.96	0.630	15.85	0.670	15.25	0.652	14.70	0.651	19.03	0.740	19.01	0.746	18.94	0.741	18.85	0.738
	NAFNet	14.96	0.595	15.71	0.638	15.00	0.615	14.89	0.632	19.21	0.706	19.16	0.709	19.19	0.702	19.05	0.696
	MSDNet	14.62	0.626	15.52	0.650	14.94	0.632	14.14	0.638	17.45	0.692	17.48	0.702	17.33	0.692	16.63	0.668
	Uformer	14.74	0.559	15.67	0.581	15.23	0.573	14.69	0.553	18.91	0.634	18.80	0.635	18.23	0.626	18.65	0.628
	SwinIR	14.61	0.539	15.34	0.553	14.80	0.544	14.29	0.534	17.20	0.582	17.27	0.582	17.02	0.577	16.73	0.571
	NLOS-OT	14.86	0.541	15.42	0.555	15.00	0.542	15.07	0.544	18.35	0.658	18.24	0.654	18.40	0.658	18.15	0.653
	NLOS-LTM	<u>15.18</u>	<u>0.641</u>	<u>15.99</u>	<u>0.672</u>	<u>15.42</u>	<u>0.653</u>	<u>15.01</u>	<u>0.656</u>	<u>19.58</u>	<u>0.744</u>	<u>19.58</u>	<u>0.749</u>	<u>19.56</u>	<u>0.745</u>	<u>19.43</u>	<u>0.732</u>
All-Anime		100;1; A;Wall		70;2; A;Wall		100;2; A;Wall		70;1; L;Wall		70;1; A;Wb		70;2; A;Wb		100;2; A;Wb		70;1; L;Wb	
Type	Method	PSNR	SSIM	PSNR	SSIM	PSNR	SSIM	PSNR	SSIM	PSNR	SSIM	PSNR	SSIM	PSNR	SSIM	PSNR	SSIM
Single Condition	NLOS-OT-S	13.33	0.414	13.59	0.428	13.35	0.415	12.76	0.401	16.12	0.500	16.09	0.498	15.45	0.475	16.16	0.497
Multi-Condition	KBNet	13.13	0.501	13.42	0.529	13.24	0.512	12.31	0.422	15.61	0.601	15.62	0.611	14.88	0.573	15.52	0.602
	NAFNet	13.50	0.497	13.55	0.502	13.46	0.494	12.81	0.447	16.22	0.587	15.82	0.567	15.62	0.556	16.00	0.575
	MSDNet	12.92	0.491	13.27	0.513	13.16	0.502	12.11	0.430	14.52	0.557	14.56	0.551	14.03	0.542	14.51	0.554
	Uformer	13.37	0.382	13.61	0.388	13.40	0.387	12.80	0.371	16.74	0.456	16.70	0.460	15.65	0.434	16.74	0.459
	SwinIR	13.70	0.440	13.96	0.441	13.77	0.439	13.02	0.434	15.94	0.469	15.96	0.469	15.20	0.455	15.81	0.467
	NLOS-OT	13.14	0.405	13.55	0.414	13.09	0.400	12.81	0.397	15.10	0.466	15.24	0.466	14.79	0.454	15.08	0.466
	NLOS-LTM	13.39	0.503	<u>13.89</u>	0.536	<u>13.48</u>	0.513	12.65	0.464	16.81	0.631	16.76	0.631	15.75	0.589	<u>16.69</u>	0.628

hidden image and the relay surface, the angle $\angle\alpha$ of the camera, the ambient illumination and the material of the relay surface. NLOS-Passive is collected using four different types of images as the hidden images: the MNIST [45] dataset, the supermodel face dataset generated by Style-GAN [46], the anime face dataset DANBOORU2019 [47] and STL-10 [48]. The multi-condition datasets we used for evaluation are created as follows. The MNIST and supermodel datasets are projected with eight different light transport conditions, termed as All-MNIST and All-Supermodel. The projections of the anime face dataset are mixed under four and eight light transport conditions, referred to as Four-Anime and All-Anime, respectively. Following [12], we use the STL-10 dataset to analyze the generalization ability of the model. The corresponding projection images are collected under one light transport condition.

Baselines. We compare NLOS-LTM with the state-of-the-art passive NLOS imaging method NLOS-OT [12]. Since this

reconstruction problem can be seen as a special image restoration problem, we also compare NLOS-LTM with five recent image restoration methods, including KBNet [49], NAFNet [50], MSDNet [38], Uformer [51] and SwinIR [52]. The widely used Peak Signal-to-Noise Ratio (PSNR) and Structure Similarity (SSIM) are used to assess the reconstruction performance.

Training details. We use Pytorch on one NVIDIA GeForce RTX 4090 for our experiments. For NLOS-LTM, we first train the auto-encoder composed of E_h and D_h using the hidden images. For this step, we use the Adam optimizer [53] ($\beta_1=0.9$, $\beta_2=0.99$, weight decay=0) with the initial learning rate 1×10^{-4} gradually reduced to 1×10^{-8} following the cosine annealing strategy [54]. We then train the remaining parts of NLOS-LTM using the Adam optimizer with the momentum terms of (0.9, 0.9) and the weight decay of 1×10^{-4} . The cosine decay is used to decrease the learning rate to 1×10^{-7} with the initial learning rate 1×10^{-4} .




Fig. 4. Visual comparison of the results on the All-MNIST dataset under different light transport conditions.

B. Reconstruction Results

All-MNIST. We first compare the reconstruction results of NLOS-LTM and other baseline methods on All-MNIST and report the results in Table II. As shown in the table, NLOS-LTM achieves the best performance in all light transport conditions. There are big margins between NLOS-LTM and the second-best results on both PSNR and SSIM measures. Some examples for visual comparisons are shown in Fig. 4, which demonstrates that the reconstruction results of NLOS-LTM are the closest to the ground truth, especially in terms of details. In contrast, image restoration methods produce blurry images or even incorrect semantic contents. Although NLOS-OT generates better images than other image restoration methods, for challenging conditions, i.e., using wall as the relay surface, there are still many artifacts in the reconstructions. NLOS-LTM reconstructs the hidden images well even under challenging conditions.

All-Supermodel. For All-Supermodel, NLOS-LTM surpasses most baseline methods on almost all light transport conditions considered. Fig. 5 illustrates the qualitative comparisons of the results, in which NLOS-LTM not only successfully reconstructs the hidden images with greater clarity, but also preserves more consistent details of the faces, such as the shade on the face and the color of the hair.

All-Anime. For the All-Anime dataset, NLOS-LTM achieves the highest SSIM scores on all light transport conditions. For PSNR, out of the eight conditions, NLOS-LTM gets the highest for three conditions and the second highest for another three conditions. Compared with PSNR, which measures the mean squared error of pixel values, SSIM is more aligned with human perception. The SSIM scores indicate that the visual quality of the images reconstructed by NLOS-LTM is the best. This is confirmed by the qualitative comparisons in Fig. 6. Although some restoration methods get higher




Fig. 5. Visual comparison of the results on the All-Supermodel dataset under different light transport conditions.

PSNR than NLOS-LTM, their reconstructions are quite blurry and lacking details. Although the clarity of the NLOS-LTM reconstructions is similar with the NLOS-OT reconstructions, for some important attributes of the faces, such as the pose and the color of the eyes, the former is more consistent with the ground truth than the latter.

To illustrate the effectiveness of NLOS-LTM for handling multiple light transport conditions in an all-in-one framework, we also compare its performance with NLOS-OT trained with its original setting that learns a condition specific model for each light transport condition (The results are denoted as NLOS-OT-S in Table 2). As we can see from the results, NLOS-OT-S achieves better reconstructions than NLOS-OT that trains a single model for multiple conditions. On the other hand, NLOS-LTM outperforms NLOS-OT-S on all three datasets with notable margins. This is remarkable that we only train a single reconstruction model with NLOS-LTM and we

TABLE III
GENERALIZATION COMPARISON BETWEEN NLOS-LTM AND NLOS-OT.

Method	STL-10		MNIST		Supermodel Faces		Real Images	
	PSNR	SSIM	PSNR	SSIM	PSNR	SSIM	PSNR	SSIM
NLOS-OT	17.46	0.507	15.14	0.229	17.35	0.581	14.30	0.509
NLOS-LTM	18.47	0.568	17.64	0.331	18.68	0.683	14.64	0.538

do not need to know under which condition a projection image is taken during testing.

C. Assessment of Generalization Ability

To evaluate the cross-datasets generalization ability of our method, we conduct experiments using the projections of the STL-10 dataset as the training set and testing the model on projection images corresponding to other datasets. In addition to the MNIST and Supermodel images, we add another set of images for this test. It contains the four testing images




Fig. 6. Visual comparison of the results on the All-Anime dataset under different light transport conditions.

used by [15] and the “Real Images” dataset used in [12]. The results are reported in Table III and Fig. 7 respectively. We find that although the STL-10 images are quite different from the MNIST and Supermodel images, we are still able to get reasonable reconstructions with NLOS-LTM. Although the images are blurry, the shape and profile of the objects are similar with the ground truth.

D. Effectiveness of the Reprojection Network

As a byproduct of the joint training framework, we obtain a reprojection network G_p that can map a hidden image to the projection image with the guide of a light transport representation. Here, we qualitatively evaluate the performance of this reprojection network. Fig. 8 shows some examples of projection images generated by G_p under different light transport conditions. This demonstrates the effectiveness of G_p and the learned light transport representations. Although G_p is

TABLE IV
ABLATION STUDY FOR NLOS-LTM ON FOUR-ANIME DATASET.

Model	100;1; A;Wall PSNR	70;2; A;Wall PSNR	70;1; A;Wb PSNR	70;2; A;Wb PSNR
w/o OT	13.42	13.87	16.28	16.24
w/o joint learning	11.67	13.30	14.05	14.14
modulation w/o multi-scale	13.17	13.77	16.74	16.78
w/ concat modulation	13.40	13.85	17.12	16.96
w/o vector quantization	13.37	13.85	17.01	17.01
NLOS-LTM	13.43	13.88	17.21	17.24

not used during testing, it enables the synthesis of projection images, which is valuable for studying the NLOS imaging problem.




Fig. 7. Visual comparison of the generalization ability. The models are trained on STL-10, and tested on STL-10 as well as images from other datasets.



Fig. 8. Examples of projection images generated by the reprojection network G_p under different light transport conditions.

E. Ablation Study

To demonstrate the effectiveness of each component in NLOS-LTM, we conduct ablation studies on the Four-Anime dataset, and the results are shown in Table IV. We first omit the pretraining of the encoder E_h and the decoder D_h and

remove the OT loss in Eq. (6), so that the encoder and decoder of the reconstruction network G_r are simultaneously learned (denoted as “w/o OT”). Then, we remove the reprojection network G_p but reserve E_c and Q_c to extract the light transport representation from the projection images, which is used to aid image reconstruction (denoted as “w/o joint learning”). Next, we remove the multi-scale modulation and only use one LTM block to modulate the feature maps (denoted as “modulation w/o multi-scale”). Subsequently, we remove the LTM blocks and directly concatenate light transport representation with feature maps from the encoder (denoted as “w/ concat modulation”). To ensure fair comparisons of computational cost, we add a residual block after the feature concatenation. Finally, we consider the case where vector quantization is not used and the output of E_c is directly taken as the light transport representation for the following feature modulation (denoted as “w/o vector quantization”). Our ablation studies indicate that each component of our method contributes to

improving the performance. These results further demonstrate the effectiveness of the light transport representation learning and multi-scale light transport modulation for passive NLOS imaging.

V. CONCLUSION

In this paper, we propose NLOS-LTM, a deep learning-based method for passive NLOS imaging. With a single network, it can effectively restore hidden images from projection images that are captured under multiple light transport conditions. A strategy that jointly learns the reconstruction and the reprojection networks is employed during training. We use a light transport encoder followed by vector quantization to obtain a latent light transport representation from the projection image. The latent representation is then used to modulate both the reconstruction and the reprojection networks through a set of LTM blocks in a multi-scale way. The experimental results demonstrate that our method outperforms other methods in both quantitative and qualitative comparisons.

REFERENCES

- [1] A. Kirmani, T. Hutchison, J. Davis, and R. Raskar, "Looking around the corner using ultrafast transient imaging," *International journal of computer vision*, vol. 95, pp. 13–28, 2011.
- [2] A. Velten, T. Willwacher, O. Gupta, A. Veeraraghavan, M. G. Bawendi, and R. Raskar, "Recovering three-dimensional shape around a corner using ultrafast time-of-flight imaging," *Nature communications*, vol. 3, no. 1, p. 745, 2012.
- [3] Y. Cao, R. Liang, J. Yang, Y. Cao, Z. He, J. Chen, and X. Li, "Computational framework for steady-state nlos localization under changing ambient illumination conditions," *Optics Express*, vol. 30, no. 2, pp. 2438–2452, 2022.
- [4] R. Cao, F. de Goumoens, B. Blochet, J. Xu, and C. Yang, "High-resolution non-line-of-sight imaging employing active focusing," *Nature Photonics*, vol. 16, no. 6, pp. 462–468, 2022.
- [5] F. Heide, M. O'Toole, K. Zang, D. B. Lindell, S. Diamond, and G. Wetzstein, "Non-line-of-sight imaging with partial occluders and surface normals," *ACM Transactions on Graphics (ToG)*, vol. 38, no. 3, pp. 1–10, 2019.
- [6] Y. Li, J. Peng, J. Ye, Y. Zhang, F. Xu, and Z. Xiong, "Nlost: Non-line-of-sight imaging with transformer," in *Proceedings of the IEEE/CVF Conference on Computer Vision and Pattern Recognition*, 2023, pp. 13 313–13 322.
- [7] X. Liu, J. Wang, L. Xiao, Z. Shi, X. Fu, and L. Qiu, "Non-line-of-sight imaging with arbitrary illumination and detection pattern," *Nature Communications*, vol. 14, no. 1, p. 3230, 2023.
- [8] J. He, S. Wu, R. Wei, and Y. Zhang, "Non-line-of-sight imaging and tracking of moving objects based on deep learning," *Optics Express*, vol. 30, no. 10, pp. 16 758–16 772, 2022.
- [9] K. Tanaka, Y. Mukaigawa, and A. Kadambi, "Polarized non-line-of-sight imaging," in *Proceedings of the IEEE/CVF Conference on Computer Vision and Pattern Recognition*, 2020, pp. 2136–2145.
- [10] A. B. Yedidia, M. Baradad, C. Thrampoulidis, W. T. Freeman, and G. W. Wornell, "Using unknown occluders to recover hidden scenes," in *Proceedings of the IEEE/CVF Conference on Computer Vision and Pattern Recognition*, 2019, pp. 12 231–12 239.
- [11] C. Zhou, C.-Y. Wang, and Z. Liu, "Non-line-of-sight imaging off a phong surface through deep learning," *arXiv preprint arXiv:2005.00007*, 2020.
- [12] R. Geng, Y. Hu, Z. Lu, C. Yu, H. Li, H. Zhang, and Y. Chen, "Passive non-line-of-sight imaging using optimal transport," *IEEE Transactions on Image Processing*, vol. 31, pp. 110–124, 2021.
- [13] M. Aittala, P. Sharma, L. Murmann, A. Yedidia, G. Wornell, B. Freeman, and F. Durand, "Computational mirrors: Blind inverse light transport by deep matrix factorization," *Advances in neural information processing systems*, vol. 32, 2019.
- [14] A. Van Den Oord, O. Vinyals *et al.*, "Neural discrete representation learning," *Advances in neural information processing systems*, vol. 30, 2017.
- [15] C. Saunders, J. Murray-Bruce, and V. K. Goyal, "Computational periscopy with an ordinary digital camera," *Nature*, vol. 565, no. 7740, pp. 472–475, 2019.
- [16] B. Hassan, *Polarization-informed non-line-of-sight imaging on diffuse surfaces*. University of California, Los Angeles, 2019.
- [17] O. Katz, P. Heidmann, M. Fink, and S. Gigan, "Non-invasive single-shot imaging through scattering layers and around corners via speckle correlations," *Nature photonics*, vol. 8, no. 10, pp. 784–790, 2014.
- [18] J. Grau, M. Plack, P. Haehn, M. Weinmann, and M. Hullin, "Occlusion fields: an implicit representation for non-line-of-sight surface reconstruction," *arXiv preprint arXiv:2203.08657*, 2022.
- [19] W. Chen, F. Wei, K. N. Kutulakos, S. Rusinkiewicz, and F. Heide, "Learned feature embeddings for non-line-of-sight imaging and recognition," *ACM Transactions on Graphics (ToG)*, vol. 39, no. 6, pp. 1–18, 2020.
- [20] C. A. Metzler, F. Heide, P. Rangarajan, M. M. Balaji, A. Viswanath, A. Veeraraghavan, and R. G. Baraniuk, "Deep-inverse correlography: towards real-time high-resolution non-line-of-sight imaging," *Optica*, vol. 7, no. 1, pp. 63–71, 2020.
- [21] M. Tancik, G. Satat, and R. Raskar, "Flash photography for data-driven hidden scene recovery," *arXiv preprint arXiv:1810.11710*, 2018.
- [22] D. P. Kingma and M. Welling, "Auto-encoding variational bayes," *arXiv preprint arXiv:1312.6114*, 2013.
- [23] S. Cheng, Y. Wang, H. Huang, D. Liu, H. Fan, and S. Liu, "Nbnnet: Noise basis learning for image denoising with subspace projection," in *Proceedings of the IEEE/CVF conference on computer vision and pattern recognition*, 2021, pp. 4896–4906.
- [24] B. Kawar, M. Elad, S. Ermon, and J. Song, "Denoising diffusion restoration models," *arXiv preprint arXiv:2201.11793*, 2022.
- [25] N. G. Nair, K. Mei, and V. M. Patel, "At-ddpm: Restoring faces degraded by atmospheric turbulence using denoising diffusion probabilistic models," in *Proceedings of the IEEE/CVF Winter Conference on Applications of Computer Vision*, 2023, pp. 3434–3443.
- [26] S. W. Zamir, A. Arora, S. Khan, M. Hayat, F. S. Khan, M.-H. Yang, and L. Shao, "Multi-stage progressive image restoration," in *Proceedings of the IEEE/CVF conference on computer vision and pattern recognition*, 2021, pp. 14 821–14 831.
- [27] P. Vitoria, S. Georgoulis, S. Tulyakov, A. Bochicchio, J. Erbach, and Y. Li, "Event-based image deblurring with dynamic motion awareness," in *Computer Vision—ECCV 2022 Workshops: Tel Aviv, Israel, October 23–27, 2022, Proceedings, Part V*. Springer, 2023, pp. 95–112.
- [28] X. Zhang and L. Yu, "Unifying motion deblurring and frame interpolation with events," in *Proceedings of the IEEE/CVF Conference on Computer Vision and Pattern Recognition*, 2022, pp. 17 765–17 774.
- [29] S. Zhao, Z. Zhang, R. Hong, M. Xu, H. Zhang, M. Wang, and S. Yan, "Crnet: Unsupervised color retention network for blind motion deblurring," in *Proceedings of the 30th ACM International Conference on Multimedia*, 2022, pp. 6193–6201.
- [30] X. Song, D. Zhou, W. Li, Y. Dai, Z. Shen, L. Zhang, and H. Li, "Tusnet: Triple unfolding single image dehazing with self-regularization and dual feature to pixel attention," *IEEE Transactions on Image Processing*, 2023.
- [31] Y. Yang, C. Wang, R. Liu, L. Zhang, X. Guo, and D. Tao, "Self-augmented unpaired image dehazing via density and depth decomposition," in *Proceedings of the IEEE/CVF Conference on Computer Vision and Pattern Recognition*, 2022, pp. 2037–2046.
- [32] B. Cheng, J. Li, Y. Chen, S. Zhang, and T. Zeng, "Snow mask guided adaptive residual network for image snow removal," *arXiv preprint arXiv:2207.04754*, 2022.
- [33] K. Zhang, R. Li, Y. Yu, W. Luo, and C. Li, "Deep dense multi-scale network for snow removal using semantic and depth priors," *IEEE Transactions on Image Processing*, vol. 30, pp. 7419–7431, 2021.
- [34] W. Yan, L. Xu, W. Yang, and R. T. Tan, "Feature-aligned video raindrop removal with temporal constraints," *IEEE Transactions on Image Processing*, vol. 31, pp. 3440–3448, 2022.
- [35] D. Ren, K. Zhang, Q. Wang, Q. Hu, and W. Zuo, "Neural blind deconvolution using deep priors," in *Proceedings of the IEEE/CVF Conference on Computer Vision and Pattern Recognition*, 2020, pp. 3341–3350.
- [36] D. Ulyanov, A. Vedaldi, and V. Lempitsky, "Deep image prior," in *Proceedings of the IEEE conference on computer vision and pattern recognition*, 2018, pp. 9446–9454.
- [37] P. Tran, A. T. Tran, Q. Phung, and M. Hoai, "Explore image deblurring via encoded blur kernel space," in *Proceedings of the IEEE/CVF Conference on Computer Vision and Pattern Recognition*, 2021, pp. 11 956–11 965.

- [38] D. Li, Y. Zhang, K. C. Cheung, X. Wang, H. Qin, and H. Li, "Learning degradation representations for image deblurring," in *Computer Vision—ECCV 2022: 17th European Conference, Tel Aviv, Israel, October 23–27, 2022, Proceedings, Part XVIII*. Springer, 2022, pp. 736–753.
- [39] R. Li, R. T. Tan, and L.-F. Cheong, "All in one bad weather removal using architectural search," in *Proceedings of the IEEE/CVF conference on computer vision and pattern recognition*, 2020, pp. 3175–3185.
- [40] J. M. J. Valanarasu, R. Yasarla, and V. M. Patel, "Transweather: Transformer-based restoration of images degraded by adverse weather conditions," in *Proceedings of the IEEE/CVF Conference on Computer Vision and Pattern Recognition*, 2022, pp. 2353–2363.
- [41] A. v. d. Oord, Y. Li, and O. Vinyals, "Representation learning with contrastive predictive coding," *arXiv preprint arXiv:1807.03748*, 2018.
- [42] Z. Wu, Y. Xiong, S. X. Yu, and D. Lin, "Unsupervised feature learning via non-parametric instance discrimination," in *Proceedings of the IEEE conference on computer vision and pattern recognition*, 2018, pp. 3733–3742.
- [43] J. Johnson, A. Alahi, and L. Fei-Fei, "Perceptual losses for real-time style transfer and super-resolution," in *Computer Vision—ECCV 2016: 14th European Conference, Amsterdam, The Netherlands, October 11–14, 2016, Proceedings, Part II 14*. Springer, 2016, pp. 694–711.
- [44] I. Goodfellow, J. Pouget-Abadie, M. Mirza, B. Xu, D. Warde-Farley, S. Ozair, A. Courville, and Y. Bengio, "Generative adversarial networks," *Communications of the ACM*, vol. 63, no. 11, pp. 139–144, 2020.
- [45] Y. LeCun, L. Bottou, Y. Bengio, and P. Haffner, "Gradient-based learning applied to document recognition," *Proceedings of the IEEE*, vol. 86, no. 11, pp. 2278–2324, 1998.
- [46] T. Karras, S. Laine, and T. Aila, "A style-based generator architecture for generative adversarial networks," in *Proceedings of the IEEE/CVF conference on computer vision and pattern recognition*, 2019, pp. 4401–4410.
- [47] G. Branwen and A. Gokaslan, "Danbooru2019: A large-scale crowd-sourced and tagged anime illustration dataset," 2019.
- [48] A. Coates, A. Ng, and H. Lee, "An analysis of single-layer networks in unsupervised feature learning," in *Proceedings of the fourteenth international conference on artificial intelligence and statistics. JMLR Workshop and Conference Proceedings*, 2011, pp. 215–223.
- [49] Y. Zhang, D. Li, X. Shi, D. He, K. Song, X. Wang, H. Qin, and H. Li, "Kbnet: Kernel basis network for image restoration," *arXiv preprint arXiv:2303.02881*, 2023.
- [50] L. Chen, X. Chu, X. Zhang, and J. Sun, "Simple baselines for image restoration," in *Computer Vision—ECCV 2022: 17th European Conference, Tel Aviv, Israel, October 23–27, 2022, Proceedings, Part VII*. Springer, 2022, pp. 17–33.
- [51] Z. Wang, X. Cun, J. Bao, W. Zhou, J. Liu, and H. Li, "Uformer: A general u-shaped transformer for image restoration," in *Proceedings of the IEEE/CVF Conference on Computer Vision and Pattern Recognition*, 2022, pp. 17 683–17 693.
- [52] J. Liang, J. Cao, G. Sun, K. Zhang, L. Van Gool, and R. Timofte, "Swinir: Image restoration using swin transformer," in *Proceedings of the IEEE/CVF international conference on computer vision*, 2021, pp. 1833–1844.
- [53] D. P. Kingma and J. Ba, "Adam: A method for stochastic optimization," *arXiv preprint arXiv:1412.6980*, 2014.
- [54] I. Loshchilov and F. Hutter, "Sgdr: Stochastic gradient descent with warm restarts," *arXiv preprint arXiv:1608.03983*, 2016.