

EFFICIENT SIMULATION OF MIXED BOUNDARY VALUE PROBLEMS AND CONFORMAL MAPPINGS

QIANGSHENG HAN, ANTTI RASILA^{*}, AND TOMMI SOTTINEN

ABSTRACT. In this paper, we present a stochastic method for the simulation of Laplace's equation with a mixed boundary condition in planar domains that are polygonal or bounded by circular arcs. We call this method the Reflected Walk on Spheres algorithm. The method combines a traditional Walk on Spheres algorithm with use of reflections at the Neumann boundaries. We apply our algorithm to simulate numerical conformal mappings from certain quadrilaterals to the corresponding canonical domains, and to compute their conformal moduli. Finally, we give examples of the method on three dimensional polyhedral domains, and use it to simulate the heat flow on an L-shaped insulated polyhedron.

1. INTRODUCTION

Conformal mappings are functions that preserve angles (directions and magnitudes) between two smooth curves at their point of intersection. They play an essential role in classical complex analysis, admitting a convenient characterization that they have a non-vanishing complex derivative. It is further assumed that conformal mappings are one-to-one and onto. Conformal mappings play an important role in engineering mathematics, e.g., aerospace engineering, fluid dynamics, electronics, and geodesy [5, 8, 29, 31]. They have also been recently applied in topics such as computer graphics [4, 17] and brain mapping [32].

In this paper we consider the computation of conformal mappings f from a bounded and simply-connected domain Ω onto $R_h = \{z \in \mathbb{C} : 0 < \operatorname{Re}(z) < 1, 0 < \operatorname{Im}(z) < h\}$, $h > 0$, which is called the canonical rectangle. The existence of such conformal mappings is guaranteed by Riemann's mapping theorem. However, this result does not provide us with an explicit formula of the mapping, which can only be derived analytically for some special cases of Ω .

The problem of finding numerical representations of Riemann mappings is classical. Popular methods include the Schwarz–Christoffel method [6], discrete Ricci flow [9], Wegmann's method [33, p. 405], and circle packing [30]. The conjugate function method used as the basis of our investigation was first introduced in [10]. A version of this algorithm for multiply connected

2020 *Mathematics Subject Classification.* 30-08; 30C20; 31-08; 31A15; 60J65; 65C05.

Key words and phrases. Brownian motion; Monte Carlo methods; Walk on spheres; Harmonic measure; Conformal mappings; Conformal modulus; Numerical algorithm; Heat flow.

^{*}Corresponding author.

domains was developed in [11]. It should be noted that the underlying hp -FEM method works also with unbounded planar domains [13] and ones with strong singularities [14].

We propose a new stochastic algorithm for numerical approximation of a conformal mapping of a domain onto the canonical rectangle. This approach requires solving a Dirichlet–Neumann mixed boundary value problem on the domain. For this purpose, a variant of the Walk-on-Spheres (WoS) algorithm is used. This is a Monte Carlo method specifically designed for efficient simulation of Dirichlet type boundary value problems. Our algorithm is thus modified for solving the mixed boundary value problem. The algorithm is modified to make use of Schwarz’ reflections at the Neumann boundary. We will explain this idea in detail in Chapter 5. To our knowledge, this is the first time attempt to develop a stochastic algorithm for numerical conformal mappings. For a survey of other currently available methods see e.g. [19, pp. 8–11]. Recently, there has been substantial work on boundary integral methods for computing numerical conformal mappings [25] as well as closely related problems of conformal modulus of a quadrilateral [26] and condenser capacity [27].

This paper is organized as follows. We will first present the fundamental concepts required for understanding our approach in Section 2, followed by a detailed explanations of the conjugate function method in Section 3. The theory behind the Walk-on-Sphere method is discussed in Section 4, and its variant, a reflected Walk-on-Spheres method, is introduced in Section 5. In Section 6, we give several simulation examples of numerical conformal mappings, and finally discuss generalization of this approach to the three dimensional setting in Section 7.

2. PRELIMINARIES

In this section, we discuss conformal modulus of a quadrilateral, which is a concept originating from geometric function theory (see e.g. [3]). First recall the Riemann mapping theorem:

Theorem 2.1 (Riemann mapping theorem). *Let \mathbb{D} be the unit disk. For a simply connected domain Ω in the plane, with a boundary $\partial\Omega \neq \emptyset$, there exists a conformal mapping $f: \mathbb{D} \rightarrow \Omega$, which is unique up to a Möbius transformation.*

The group of Möbius transformations that map the unit disk onto itself are called Möbius automorphisms of the unit disk, and denoted by $\text{Aut}(\mathbb{D})$. The general form of a transformation in this group is given by:

$$f(z) = e^{i\theta} \frac{z - \alpha}{1 - \bar{\alpha}z}$$

where:

- α is a complex number with $|\alpha| < 1$,
- θ is a real number representing the angle of rotation,
- $e^{i\theta}$ signifies a complex exponential indicating a rotation,
- $\bar{\alpha}$ is the complex conjugate of α .

It should be noted that while a conformal mapping is only defined at the interior points of the domain, by the Carathéodory extension theorem

(see e.g. [18, Theorem 5.1.1]), a mapping between Jordan domains admits a homeomorphic extension to the boundary. This leads to a natural question known as the Grötzsch problem. In fact, it is known that fixing images of four distinct boundary points is sufficient to make a conformal mapping between two Jordan domains unique.

Let Ω be a Jordan domain in the complex plane \mathbb{C} , and let z_1, z_2, z_3, z_4 be four distinct positively oriented points on the boundary $\partial\Omega$. We call such domain together with the selected boundary points a (generalized) quadrilateral, and denote it by $Q = (\Omega; z_1, z_2, z_3, z_4)$.

The above considerations motivate the following definition [28, p. 54, Definition 2.1.3]:

Definition 2.1 (Conformal modulus of a quadrilateral). If there exists a conformal mapping which transforms a quadrilateral Q onto a rectangle $R_h = ((0, 1) \times (0, h); 1 + ih, ih, 0, 1)$ so that the boundary points z_1, z_2, z_3, z_4 are mapped onto the vertices $1 + ih, ih, 0, 1$, respectively, we call this number $h > 0$ the (conformal) modulus of the quadrilateral Q , and denote it by

$$(1) \quad \mathcal{M}(Q) = h.$$

In view of the above we note that the modulus h is a unique characteristic that determines the conformal equivalence class of the quadrilateral.

We denote by $\tilde{Q} = (\Omega; z_2, z_3, z_4, z_1)$ the so-called conjugate quadrilateral of Q . From the elementary properties of conformal moduli, one may observe the following basic identity (see e.g. [3, p. 15]):

Lemma 2.2 (Reciprocal identity). Let $Q = (\Omega; z_1, z_2, z_3, z_4)$ and $\tilde{Q} = (\Omega; z_2, z_3, z_4, z_1)$. Then

$$(2) \quad \mathcal{M}(Q)\mathcal{M}(\tilde{Q}) = 1.$$

This principle plays an important role in the study of geometric properties of quadrilaterals in the complex plane, as detailed in [21, p. 15] and [28, pp. 53–54].

Remark 2.1. Identity (2) provides a methodology for approximating the numerical accuracy of the modulus of quadrilaterals. For additional information, we refer to [12].

2.1. Conformal moduli and Dirichlet–Neumann boundary value problems

Recall that the modulus of a quadrilateral Q is closely related to a the Dirichlet–Neumann mixed boundary value problem of Laplace equation, see e.g. [15, p. 431].

Consider a domain Ω such that its boundary is a regular Jordan curve. In this case, the exterior unit normal n is defined at almost every boundary point. Suppose that $\partial\Omega = A \cup B$, and A, B are composed of disjoint sets of regular Jordan arcs, intersecting at a finite number of points. Define ϕ_A and ϕ_B as continuous real-valued functions on A and B , respectively. The goal is to find a function u such that:

- (1) u is continuous in $\overline{\Omega}$ and differentiable in Ω .
- (2) For every point $s \in A$, $u(s) = \phi_A(s)$.

(3) For each $s \in B$, the normal derivative

$$\frac{\partial}{\partial n} u(s) = \phi_B(s),$$

with $\partial/\partial n$ denoting differentiation to the direction of the exterior normal.

Consider the boundary segments γ_j , for $j = 1, 2, 3, 4$, as the parts of $\partial\Omega$ connecting z_1 to z_2 , z_2 to z_3 , z_3 to z_4 , and z_4 back to z_1 , respectively. Assume u is the (unique) harmonic solution to the Dirichlet–Neumann problem with mixed boundary conditions:

$$(3) \quad \begin{cases} \Delta u(z) = 0 & \text{if } z \in \Omega, \\ u(z) = 0 & \text{if } z \in \gamma_2, \\ u(z) = 1 & \text{if } z \in \gamma_4, \\ \frac{\partial}{\partial n} u(z) = 0 & \text{if } z \in \gamma_1 \cup \gamma_3. \end{cases}$$

The following identity connecting the conformal modulus to a boundary value problem is well-known (see e.g. Ahlfors [2, Theorem 4.5] and Pappamichael and Stylianopoulos [28, Theorem 2.3.3])

$$(4) \quad \mathcal{M}(Q) = \iint_{\Omega} |\nabla u|^2 dx dy.$$

The problem for the conjugate quadrilateral \tilde{Q} is called the conjugate Dirichlet–Neumann problem.

3. CONJUGATE FUNCTION METHOD

Suppose that Q is a quadrilateral, and u is the harmonic solution to the Dirichlet–Neumann problem (3). Let v be the harmonic conjugate of u , normalized by the condition $v(\operatorname{Re} z_3, \operatorname{Im} z_3) = 0$. Then the analytic function $f = u + iv$ maps Ω conformally onto the rectangle R_h , so that vertices are mapped onto $1 + ih$, ih , 0 , and 1 . See [10].

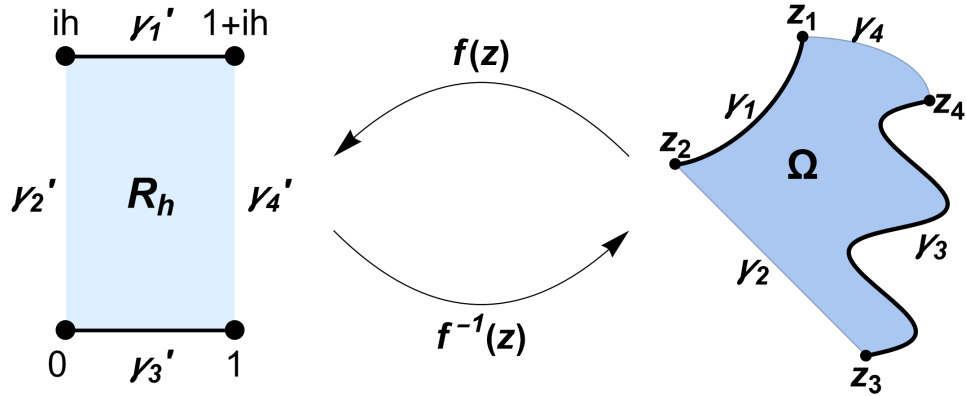


FIGURE 1. Boundary value problem (3). The Dirichlet boundary conditions are marked as thick lines. The Neumann boundary conditions are thin lines.

Now we may observe that the canonical conformal mapping of a quadrilateral $Q = (\Omega; z_1, z_2, z_3, z_4)$ onto the rectangle R_h with vertices at $1 + ih$, ih , 0 , and 1 , can be obtained from solving the corresponding Dirichlet–Neumann problem u and its conjugate problem. The following lemma (see [10, Lemma 2.3]) shows how to construct the conjugate harmonic function v .

Lemma 3.1. *Let Q be a quadrilateral with modulus h , and suppose u solves the Dirichlet–Neumann problem (3). If v is a harmonic function conjugate to u , satisfying $v(\operatorname{Re} z_3, \operatorname{Im} z_3) = 0$, and \tilde{u} represents the harmonic solution for the conjugate quadrilateral \tilde{Q} , then $v = h\tilde{u}$.*

In particular, if u and \tilde{u} are known, we may derive the value of h through the Cauchy–Riemann equations as follows:

Steps for Finding Conformal Mapping

The conjugate function method for constructing a conformal mapping is as follows:

- (1) Find the solution u to the Dirichlet–Neumann problem (3).
- (2) Find the solution \tilde{u} to the Dirichlet–Neumann problem associated with \tilde{Q} .
- (3) Pick a suitable point inside the domain (usually near the center of the domain) and evaluate suitable pairs of partial derivatives $\{u_x, u_y\}$ and $\{\tilde{u}_x, \tilde{u}_y\}$, where $z = x + iy$. If $f = u + ih\tilde{u}$ is a conformal mapping, it satisfies the Cauchy–Riemann equations, and the vertices $\{z_1, z_2, z_3, z_4\}$ are mapped onto the corners $\{1 + ih, ih, 0, 1\}$.

The partial derivatives of u and \tilde{u} can be estimated using the five-point formula [1]:

$$u_x \approx \frac{-u(x + 2h, y) + 8u(x + h, y) - 8u(x - h, y) + u(x - 2h, y)}{12h}.$$

The error term for this approximation depends on the fourth derivative of $u(x, y)$ and is given by:

$$\text{Error} = -\frac{h^4}{30} \frac{\partial^4 u}{\partial x^4}(\xi, y),$$

where ξ is a point in the interval $[x - 2h, x + 2h]$.

It is clear that solving the Dirichlet–Neumann problem is the key step. Section 4 will introduce a stochastic approach to solve it numerically through simulation, which we call the Reflected Walk-on-Spheres (RWoS) method.

4. THEORY BEHIND THE WoS METHOD

The Walk-on-Spheres (WoS) method is a Monte Carlo algorithm used for solving the Dirichlet problem for the Laplace equation.

In this section, we first introduce the Brownian motion and state its invariance with respect to conformal mappings. Then we show the relation between Dirichlet–Neumann boundary value problems and Brownian motions, which is the foundation for our Reflected Walk-on-Spheres method.

4.1. Brownian motion

Definition 4.1. A *one-dimensional Brownian motion* is a stochastic process $\{B(t), t \geq 0\}$ characterized by:

- (1) The starting condition $B(0) = x$ for a given real number x .
- (2) Independence of increments: For any non-overlapping intervals $[s_1, t_1]$ and $[s_2, t_2]$, the increments $B(t_1) - B(s_1)$ and $B(t_2) - B(s_2)$ are independent.
- (3) For each time interval $[t, t + h]$, the increment $B(t + h) - B(t)$ is normally distributed with a mean of 0 and a variance of h .
- (4) Continuity in probability: The path $t \mapsto B(t)$ is continuous with probability 1.

The case where $B(0) = 0$ defines the standard Brownian motion.

A *multi-dimensional Brownian motion* in d dimensions, denoted as $\{\mathbf{B}(t) = (B_1(t), \dots, B_d(t)), t \geq 0\}$, consists in d independent one-dimensional Brownian motions. In particular, the complex Brownian motion is $B = B_1 + iB_2$, where B_1 and B_2 are two independent real Brownian motions.

Recall the following definition of the harmonic measure. For details we refer to [7, Chapter I].

Definition 4.2 (Harmonic measure). For the upper half-plane \mathbb{H} and a point $z \in \mathbb{H}$, the harmonic measure $\omega(z, E, \mathbb{H})$ of a set E on the real line at the point z is defined as:

$$(5) \quad \omega(z, E, \mathbb{H}) = \sum_{j=1}^n \frac{\theta_j}{\pi}$$

where E is a finite union of open intervals on the real line, and each θ_j is given by:

$$\theta_j = \arg \left(\frac{z - b_j}{z - a_j} \right)$$

Here, (a_j, b_j) are the intervals so that E is their union, and \arg is the argument of a complex number.

The harmonic measure has the following properties:

- (i) It is always between 0 and 1 for $z \in \mathbb{H}$.
- (ii) It approaches 1 as z approaches E .
- (iii) It approaches 0 as z approaches the complement of E in the extended real line.

This measure is uniquely determined and is actually the unique harmonic function that satisfies the above properties. Its uniqueness is a consequence of Lindelöf's maximum principle.

For the unit disk \mathbb{D} , let E be a finite union of open arcs on $\partial\mathbb{D}$. The harmonic measure of E at z in \mathbb{D} is defined to be

$$(6) \quad \omega(z, E, \mathbb{D}) = \omega(f(z), f(E), \mathbb{H})$$

where f is any conformal mapping from \mathbb{D} onto \mathbb{H} . This harmonic function also satisfies the three conditions similar to (i), (ii), and (iii). In addition

by Lindelöf's maximum principle this definition is independent of how f is chosen. Moreover, by changing the variable $\phi(z) = i(1+z)/(1-z)$ we get

$$(7) \quad \omega(z, E, \mathbb{D}) = \int_E \frac{1 - |z|^2}{|e^{i\theta} - z|^2} \frac{d\theta}{2\pi}$$

Let Ω be a simply connected domain and $\Gamma = \partial\Omega$ is a Jordan curve. Let ϕ be a conformal mapping from the unit disk \mathbb{H} onto Ω , z is a point in Ω and $w = \phi^{-1}(z)$. For any Borel set $E \subset \Gamma$ the harmonic measure of E with respect to z in Ω is defined as:

$$(8) \quad \omega(z, E, \Omega) = \omega(\phi^{-1}(z), \phi^{-1}(E), \mathbb{D}) = \int_{\phi^{-1}(E)} \frac{1 - |w|^2}{|e^{i\theta} - w|^2} \frac{d\theta}{2\pi}$$

Remark 4.1. The harmonic measure in 8 does not depend on the choice of ϕ . Because for if there is a different function ψ maps from \mathbb{D} onto Ω , then by Riemann mapping theorem, ϕ^{-1} and ψ^{-1} differ only by a self map T of \mathbb{D} , i.e. $\psi^{-1} = T \circ \phi^{-1}$. Therefore by 6,

$$(9) \quad \begin{aligned} \omega(\psi^{-1}(z), \psi^{-1}(E), \mathbb{D}) &= \omega(T \circ (\phi^{-1}(z)), T \circ (\phi^{-1}(E)), \mathbb{D}) \\ &= \omega((f \circ T) \circ (\phi^{-1}(z)), (f \circ T) \circ (\phi^{-1}(E)), \mathbb{H}) \\ &= \omega(\phi^{-1}(z), \phi^{-1}(E), \mathbb{D}), \end{aligned}$$

because $f \circ T$ is a conformal mapping.

Furthermore, if we choose the conformal mapping ϕ from Ω to \mathbb{D} such that $\phi(z) = 0$, the harmonic measure of Ω becomes

$$(10) \quad \omega(0, \phi^{-1}(E), \mathbb{D}) = \int_{\phi^{-1}(E)} \frac{1 - |0|^2}{|e^{i\theta} - 0|^2} \frac{d\theta}{2\pi} = |\phi^{-1}(E)|$$

where $|\cdot|$ denotes the Euclidean length of an arc on the unit circle.

In this case the interpretation of harmonic measure becomes closely tied to probability theory. Specifically, it represents the probability that a Brownian motion starting from the origin, exits the disk through the set $\phi^{-1}(E)$. Due to the symmetry of the disk, this probability is uniform and is equal to $|\phi^{-1}(E)|/(2\pi)$. This illustrates the probabilistic interpretation of the harmonic measure.

4.2. Conformal invariance of the Brownian motion and the harmonic measure

Brownian motion in the plane, or the complex Brownian motion, exhibits a conformal invariance, see e.g. [20, Theorem 2.2]. Indeed, let f be a conformal mapping from domain Ω onto Ω' . If B is a complex Brownian motion on Ω then $f(B)$ admits the representation

$$f(B_t) = \tilde{B}_{\int_0^t |f'(B_u)|^2 du},$$

where \tilde{B} is another complex Brownian motion. Thus the image trajectory of a Brownian motion under conformal mapping is still a trajectory of Brownian motion.

Thus if we choose the conformal mapping ϕ from Ω to \mathbb{D} such that $\phi(z) = 0$, when a Brownian particle starting at that point z in Ω exits the domain through E , we would observe in \mathbb{D} that the Brownian particle starting at 0

and exits the domain through $\phi^{-1}(E)$. So we can conclude the probability of z hitting E is precisely the harmonic measure $\omega(z, E, \Omega) = |\phi^{-1}(E)|$. More generally speaking, the probability of the Brownian motion hitting a particular part of the boundary in the conformally transformed domain is the same as in the original domain [20].

The next definition introduces a powerful function for dealing with reflection at Neumann boundaries in RWoS algorithm.

Definition 4.3 (Anti-conformal Mapping). An *anti-conformal mapping* is a continuous function $w = f(z)$ from a neighborhood of z_0 in the complex z -plane to a neighborhood of w_0 in the complex w -plane. It preserves angles but reverses orientation.

The reversal of orientation in anti-conformal mappings changes the trajectories of the Brownian paths by mirroring them. Consequently, a Brownian trajectory remains a Brownian trajectory under anti-conformal maps.

Proposition 4.1. *The trajectory of a Brownian motion under an anti-conformal map is again a trajectory of a Brownian motion in the image domain. The same holds for the harmonic measure. Indeed, $\omega(X, \Omega, z) = \omega(f(X), f(\Omega), f(z))$ for any subset $X \subset \partial\Omega$ and anti-conformal mapping f .*

4.3. Connection between Dirichlet–Neumann boundary value problems and Brownian motion

The connection between Dirichlet boundary value problems and Brownian motion is due to Kakutani in 1944 [16]. Kakutani showed that the solution to the Dirichlet problem can be represented in terms of Brownian motion. Specifically, if you start a Brownian motion from a point inside Ω , the value of the harmonic function u at that point is the expected value of f evaluated at the point where the Brownian motion first exits the domain Ω . Indeed, if B is a Brownian motion starting at point x inside Ω , and τ is the first exit time from Ω , then the solution $u(x)$ to the Dirichlet problem is given by:

$$u(x) = \mathbb{E}_x[f(B(\tau))]$$

Here, $\mathbb{E}_x[f(B(\tau))]$ is the expected value of f at the exit point of the Brownian motion from Ω starting from $x \in \Omega$.

In the plane, the Kakutani connection has been extended for the Dirichlet–Neumann problem, see e.g. Sylvain Maire and Etienne Tanré [22]. When the normal derivative at the Neumann Boundary is zero, the stochastic representation is simplified enough to simulate through WoS method. In this case, Brownian motion is reflected about the normal line at the point where it hits the Neumann boundary (a process known as specular reflection). Following this reflection, the (reflected) Brownian motion is halted at the first instance it hits the Dirichlet boundary. For the proof, we refer to [22].

Proposition 4.2 (Stochastic Representation). *Let Ω be a bounded domain in \mathbb{R}^2 with a regular boundary $\Gamma = \Gamma_1 \cup \Gamma_2$ where Γ_1 and Γ_2 are both unions of regular Jordan arcs such that $\Gamma_1 \cap \Gamma_2$ is finite, and let f be a continuous function on Γ . $\partial/\partial n$ denotes differentiation in the direction of the exterior normal. Γ_1 is the Dirichlet boundary and Γ_2 is the Neumann boundary. Consider the Dirichlet–Neumann problem. For a point x in Ω , the solution*

u to the Dirichlet–Neumann problem (3) is given by $u(x) = \mathbb{E}_x[f(B_\tau)]$, where B is a 2-dimensional Brownian motion, the expected value is taken conditionally on $\{B_0 = x\}$, and τ is the first exit time from Γ_1 , which is also the first-hitting time of Γ_1 . When the particle touches the Neumann boundary, it is reflected symmetrically back into the domain.

To approximate a solution to the Dirichlet–Neumann problem using Brownian motion, one can simulate multiple independent Brownian paths starting from a point inside the domain. By the Law of Large Numbers, the average value of a function evaluated at the exit points of these paths will converge to the expected value, providing an approximation of the solution. Mathematically, this is expressed as:

$$\mathbb{E}_x[f(B_\tau)] \sim \frac{1}{n} \sum_{i=1}^n f(B_{\tau_i}^i)$$

where n is the number of simulated paths, and $B_{\tau_i}^i$ is the exit point of the i -th path.

5. REFLECTED WALK-ON-SPHERES ALGORITHM

An obvious method for simulating Brownian motion involve discretizing its path into small time intervals and computing the movement in each interval. This can be computationally intensive, especially for fine time scale discretizations. The WoS method, on the other hand, uses a different approach by jumping directly from one point to another within a sphere, significantly reducing the number of steps needed to simulate the Brownian path. The Walk-on-Spheres (WoS) method [24] exploits the rotational invariance of Brownian motion: the exit point of a Brownian trajectory from a sphere is uniformly distributed over the sphere’s surface. The WoS method starts at an initial point in the domain and repeatedly draws the largest possible sphere within the domain, selecting the next point uniformly from the sphere’s surface until the boundary is hit. This process is repeated to build a sequence of points that simulate the Brownian motion on the spheres. Versions of WoS method for eigenvalue type equations have been investigated in [34, 35].

5.1. Sampling the Exit Point

The WoS algorithm samples the first exit point of a Brownian motion from a domain. Starting with $x^{(0)} = x$, it iteratively draws the largest possible sphere S_0 within the domain and determines the exit point $x^{(1)}$ until the Brownian motion approaches the boundary. One may think the process converges to the boundary very fast. Yet, practically, the algorithm would require an infinite number of steps to stop [23] since the imaginary boundary has no thickness and the closer the Brownian particle is to the boundary, the smaller the radius the sphere is. To address this in computational implementations, the process is halted as soon as it approaches close enough to the border, typically within an ε -shell, and the point of exit is projected onto the boundary. This approach is often referred to as the introduction of an ε -shell or ε -layer.

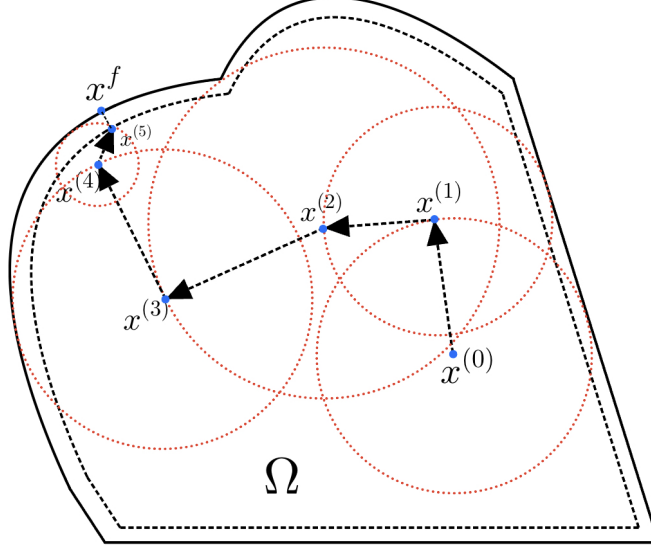


FIGURE 2. An illustration of the Walk-on-spheres algorithm with an ε -shell.

5.2. Reflection at Neumann Boundaries (RWoS)

In the Dirichlet–Neumann problem the Brownian trajectory is absorbed in the Dirichlet boundary and reflected on the zero-valued Neumann boundary. The challenge in applying the WoS algorithm in solving the 2d Dirichlet–Neumann problem is to accurately reflect the Brownian motion at Neumann boundaries. One idea is that, when the particle is near the Neumann boundary, stop walking on spheres and use the primitive idea of simulating fine time mesh to compute the reflection angle about the normal lines. But this is not only very costly in computation, but also it brings in an error dependent on step size in the simulation. Therefore, the idea of fine time mesh to simulate reflection is not very desirable. Fortunately, for Neumann boundaries that are straight segments, we can think of them as mirrors and walk on spheres through the mirrors as if there is no barrier between our real world and the reflected imaginary world. As soon as the Brownian particle stepped into the reflected domain, we bring it back by reflecting it about the straight Neumann boundary, just as if it had bounced off the mirror (maybe more than once). In this way, we have walked on a sphere not bounded by the Neumann boundary. Although we don’t know the exact reflection process the particle went through, we have simulated the destination point at a macroscopic level. And then we set this destination point as the center for the next sphere walk.

Constructing the anti-conformal map for reflection over curved boundary

In addition of straight lines, we also consider curved Neumann boundaries. The reflection with respect to curved boundaries are handled by using anti-conformal mappings.

In the following $N \subseteq \partial\Omega$ is a curved Neumann boundary.

- (1) Find the conformal mapping f that transform N into a straight line segment I .
- (2) Find the reflection function R about the line segment I .
- (3) Then the composition function $g = f^{-1} \circ R \circ f$ is the desired anti-conformal mapping which mirrors Ω into the reflected domain $g(\Omega)$. Since only the set N remains fixed in the reflection, it would be expected $\Omega \cap g(\Omega) = N$

In addition, $g = g^{-1}$ since

$$\begin{aligned} g \circ g &= (f^{-1} \circ R \circ f) \circ (f^{-1} \circ R \circ f) \\ &= f^{-1} \circ R \circ (f \circ f^{-1}) \circ R \circ f \\ &= f^{-1} \circ (R \circ R) \circ f \\ &= f^{-1} \circ f = \text{Identity}. \end{aligned}$$

Therefore, $g(g(\Omega)) = \Omega$.

The remaining question is how to find the conformal mapping f from curved boundary to line segment. This is a difficult question and there is no general answer yet. However, This issue is mitigated for circular-arc boundaries for which we have the well-known Möbius transformations that can map circles into lines.

If we use the composition mentioned above, for circular-arc boundaries with radius R centered at (x_1, x_2) , the mapping

$$(11) \quad (x, y) \mapsto \left(\frac{R^2(x - x_1)}{(y - x_2)^2 + (x - x_1)^2} + x_1, \frac{R^2(y - x_2)}{(y - x_2)^2 + (x - x_1)^2} + x_2 \right)$$

is the anti-conformal reflection. This mapping, being a composition of reflection and two Möbius transformations, maintains the structure of generalized circles. Thus the reflections at circular-arc Neumann boundary are manageable.

Remark 5.1. Note that the particle cannot be reflected somewhere outside the original domain Ω . Also note that some line segments or circular arcs may adjoin each other to form a consecutive Neumann boundary. In this case it is necessary to break it into smaller tractable pieces. Therefore when calculating each radius of next walking sphere, we should set it to be the minimal distance between the current position $x^{(n)}$ and $\Gamma_1 \cup S \cup (\bigcup_i g_i(\partial\Omega \setminus N_i))$, where S is the splitting points of the consecutively adjoining Neumann boundaries, g_i is the anti-conformal mapping function for reflecting about the i th Neumann boundary N_i among all the Neumann boundaries $\Gamma_2 \subseteq \partial\Omega$. In this way, it ensures the Brownian trajectories stay in the original domain. In practice, the distance calculation $d(x^{(n)}, (\Gamma_1 \cup S \cup (\bigcup_i g_i(\partial\Omega \setminus N_i))))$ can often be optimized by not considering some boundaries due to the intrinsic geometry of the original domain Ω .

Algorithm 1 Reflected Walk-on-spheres (RWoS) method for sampling reflected Brownian trajectory exit points in polygonal or circular-arc domains

Require: $\varepsilon > 0$, Ω is the domain in a plane. $\partial\Omega = \Gamma_1 \cup \Gamma_2$ where Γ_1 is the set of Dirichlet boundaries and Γ_2 is the set of zero-normal-derivative Neumann boundaries.

- 1: Split the Γ_2 into circular arcs or line segments, let S be their splitting points. Let g_i be the anti-conformal mapping function for reflecting about the i th Neumann boundary N_i among all the Neumann boundaries $\bigcup_i N_i = \Gamma_2 \subseteq \partial\Omega$
 - 2: Initialize: $x^{(0)} = x$
 - 3: **while** $d(x^{(n)}, \Gamma_1) > \varepsilon$ **do**
 - 4: Set $r_n = d(x^{(n)}, (\Gamma_1 \cup S \cup (\bigcup_i g_i(\partial\Omega \setminus N_i))))$.
 - 5: Sample γ_n uniformly distributed over the unit sphere.
 - 6: Set $x^{(n+1)} := x^{(n)} + r_n \gamma_n$.
 - 7: **if** $x^{(n+1)} \notin \Omega$ **then**
 - 8: **if** Neumann boundary is a line segment **then**
 - 9: Reflect $x^{(n+1)}$ about the line back to Ω .
 - 10: **else** ▷ (Neumann boundary is a circular arc)
 - 11: Reflect $x^{(n+1)}$ by function 11.
 - 12: **end if**
 - 13: **end if**
 - 14: **end while**
 - 15: Set $x_f := p_\Gamma(x^{(n)})$, the orthogonal projection on Γ .
 - 16: **return** x_f
-

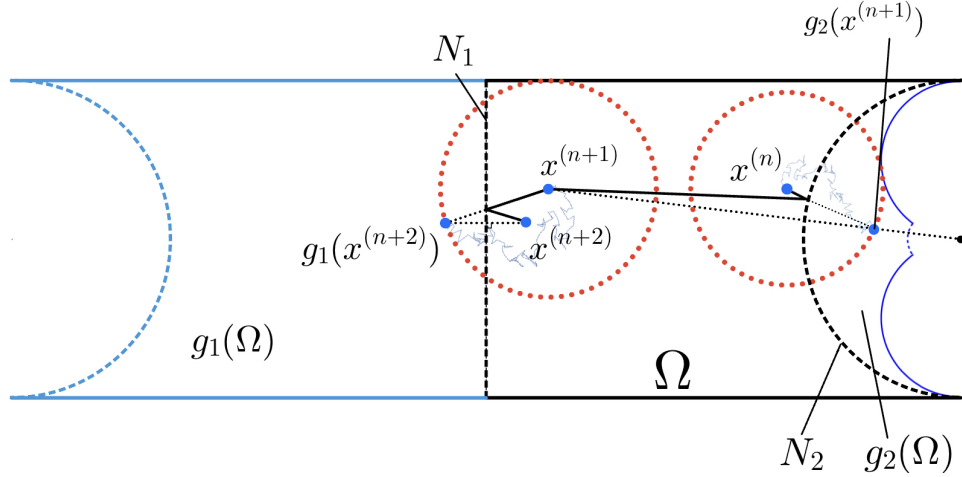


FIGURE 3. An illustration of the Reflected Walk-on-spheres algorithm. The original domain Ω is the region enclosed by a rectangle and a half circle. The left side of the rectangle N_1 and the half circle are the Neumann boundaries. g_1, g_2 are the anti-conformal mappings that reflects Ω .

6. EXAMPLES

In this section, we give simulation examples and results to demonstrate our method is an effective one in numerically solving mixed boundary Laplace equations and constructing conformal mappings.

For the canonical mapping $f = u + vi$ of quadrilaterals, we plot the equipotential curves of u and v . We also give the computed values of their moduli and compare them to the reference values. These examples have been computed using a straightforward implementation of the algorithm on Wolfram Mathematica.

In addition to the 2d examples, we our RWoS method can be extended to solve Laplace equation in polyhedral domains with with zero Neumann boundary conditions in the three-dimensional space. This kind of problems arise in engineering, e.g., heat transfer problems.

L-shaped region

The L-shaped region

$$L(a, b, c, d) = L_1 \cup L_2, \quad L_1 = \{z \in \mathbb{C} : 0 < \operatorname{Re}(z) < a, 0 < \operatorname{Im}(z) < b\},$$

$$L_2 = \{z \in \mathbb{C} : 0 < \operatorname{Re}(z) < d, 0 < \operatorname{Im}(z) < c\}, 0 < d < a, 0 < b < c$$

is a standard domain considered in various computational tasks. Gaier [20] investigated it in the context of the computation of moduli, and we compare our results with his.

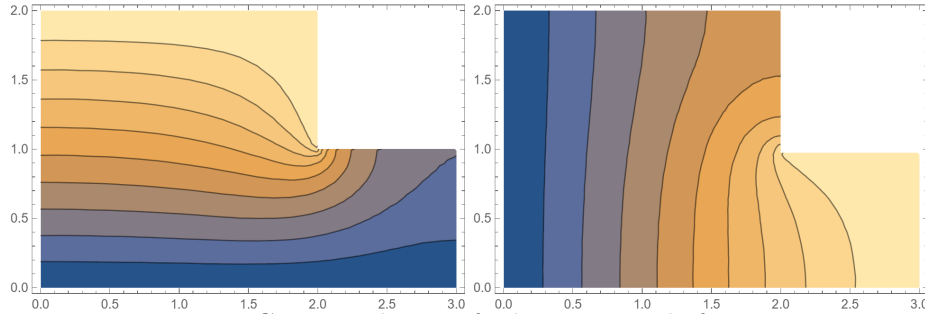


FIGURE 4. Contour lines of the potential functions in the L-shaped region. The vertices of the region Q are $z_1 = (0, 0)$, $z_2 = (3, 0)$, $z_3 = (3, 1)$, $z_4 = (2, 1)$, $z_5 = (2, 2)$, and $z_6 = (0, 2)$. Modulus reference for $M(Q; z_2, z_4, z_6, z_1) = 1.5081540958548603$ (left) and $M(Q; z_1, z_2, z_4, z_6) = 0.6630622181450123$ (right). Computed modulus using the five-point formula is 1.5081080263490603 (left) and 0.6630824732236683 (right).

Nodes	Reference	Computed value	Error
$M(Q; z_2, z_4, z_6, z_1)$	1.5081540958548603	1.5081080263490603	$4.60695 \cdot 10^{-5}$
$M(Q; z_1, z_2, z_4, z_6)$	0.6630622181450123	0.6631507129264142	$8.84947 \cdot 10^{-5}$

TABLE 1. Moduli of the L-shaped region and its conjugate quadrilateral.

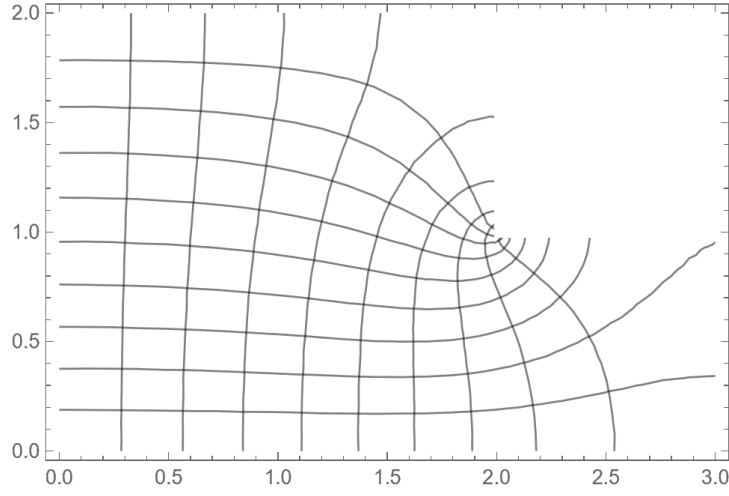
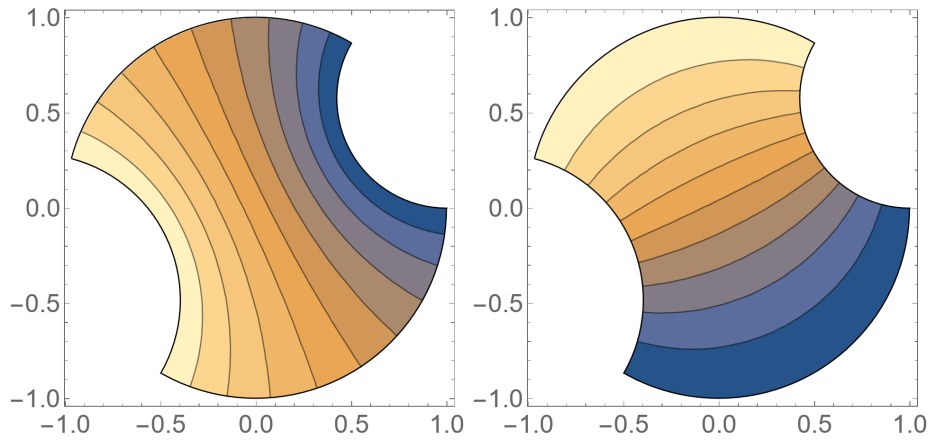


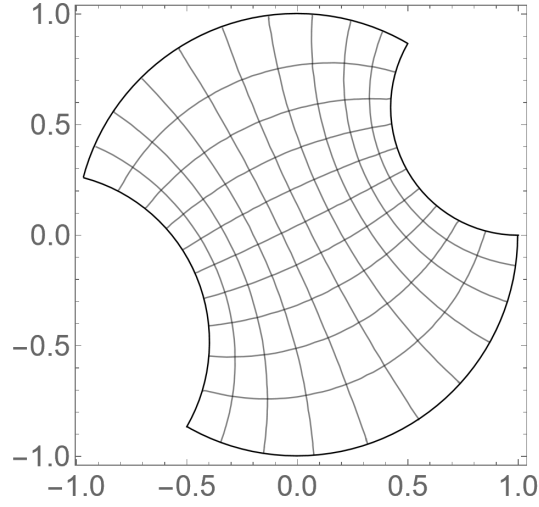
FIGURE 5. The canonical conformal mesh of the L-shaped region.

Circular-arc quadrilaterals

Type A. Consider a quadrilateral with sides formed by circular arcs from intersecting orthogonal circles, where angles are $\pi/2$. Let $0 < a < b < c < 2\pi$ and select points $\{1, e^{ia}, e^{ib}, e^{ic}\}$ on the unit circle.

Define Q_A as the domain obtained from the unit disk by removing regions bounded by two orthogonal arcs with endpoints $\{1, e^{ia}\}$ and $\{e^{ib}, e^{ic}\}$ respectively, forming the quadrilateral $(Q_A; e^{ia}, e^{ib}, e^{ic}, 1)$.

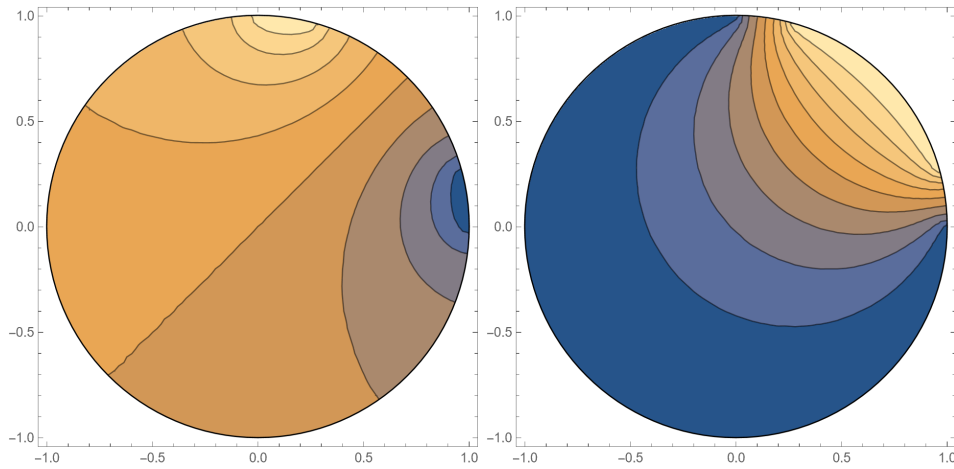
FIGURE 6. The quadrilateral $(Q_A; \pi/3, 11\pi/24, 4\pi/3, 1)$.

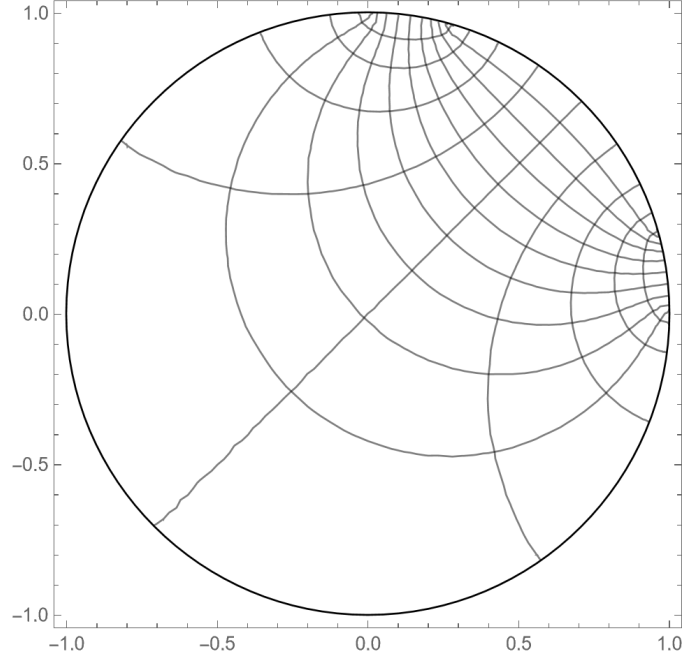
FIGURE 7. The canonical conformal mesh of $(Q_A; \pi/3, 11\pi/24, 4\pi/3, 1)$.

Nodes	Reference	Computed value	Error
(2, 10, 12)	0.7071508111121534	0.7081270811906999	$9.76270 \cdot 10^{-4}$
(2, 10, 14)	0.8074514311467651	0.8071552384742135	$2.96193 \cdot 10^{-4}$
(4, 12, 18)	1.0383251171675787	1.0387803834681231	$4.55266 \cdot 10^{-4}$
(6, 16, 24)	1.170060906774661	1.1709324355082288	$8.71529 \cdot 10^{-4}$
(8, 22, 32)	1.313262425617007	1.3136809981423759	$4.18573 \cdot 10^{-4}$

TABLE 2. Moduli of quadrilaterals $(Q_A; e^{im\pi/24}, e^{in\pi/24}, e^{ir\pi/24}, 1)$ for several integer triples (m, n, r)

Type B. Next we let the sides of the quadrilateral be circular arcs of the unit disk, and in this case all the angles are equal to π . Now the unit disk, together with the boundary points $\{e^{ia}, e^{ib}, e^{ic}, 1\}$ determines a quadrilateral which we denote by Q_B .

FIGURE 8. The quadrilateral $(Q_B; \pi/12, 5\pi/12, \pi/2, 1)$.

FIGURE 9. The canonical conformal mesh of $(Q_B; \pi/12, 5\pi/12, \pi/2, 1)$.

Nodes	Reference	Computed value	Error
(2, 10, 12)	0.5389714947317054	0.5386865717999949	$2.84922 \cdot 10^{-4}$
(2, 10, 14)	0.5953434982171909	0.5951583168446205	$1.85181 \cdot 10^{-4}$
(4, 12, 18)	0.7121629047455362	0.7125335341761537	$3.70629 \cdot 10^{-4}$
(6, 16, 24)	0.7718690862645192	0.7711328152834294	$7.36271 \cdot 10^{-4}$
(8, 22, 32)	0.8319009599091923	0.8314586378776063	$4.42322 \cdot 10^{-4}$

TABLE 3. Moduli of quadrilaterals $(Q_B; e^{im\pi/24}, e^{in\pi/24}, e^{ir\pi/24}, 1)$ for several integer triples (m, n, r)

7. THREE-DIMENSIONAL EXAMPLES

In higher dimensions, our method has particular appeal due to its relative simplicity when compared to alternative solutions. The reflected WOS algorithm extends naturally to 3D Dirichlet-Neumann domains, modeling insulated heat flow in thermodynamics.

ACKNOWLEDGMENTS

The research was partly supported by NSF of China under the number 11971124 and NSF of Guangdong Province under the number 2021A1515010326.

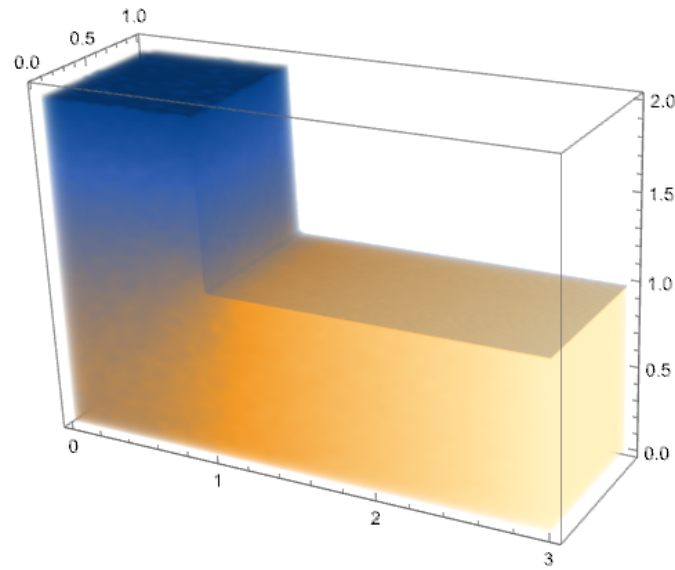


FIGURE 10. Visualization of the solution to Laplace equation in L-shaped polyhedron. The top side and the rightmost side are Dirichlet boundaries with value 1 and 0, respectively. Other sides have zero Neumann boundaries.

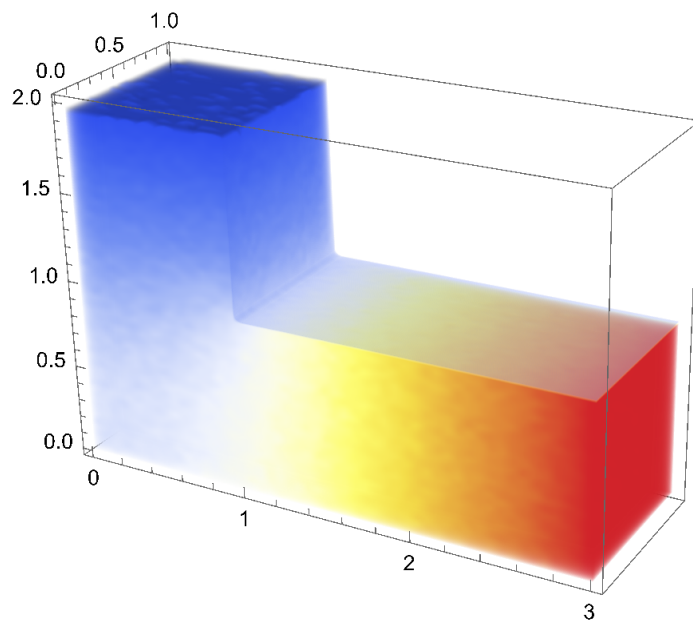


FIGURE 11. (Redrawn in temperature scale) Temperature distribution in steady heat transfer flow of an L-shaped insulated polyhedron. The top blue side represents the cold sink and the right yellow side represents the hot source.

REFERENCES

- [1] M. ABRAMOWITZ AND I. A. STEGUN, *Handbook of mathematical functions with formulas, graphs, and mathematical tables*, vol. No. 55 of National Bureau of Standards Applied Mathematics Series, U. S. Government Printing Office, Washington, DC, 1964. For sale by the Superintendent of Documents.
- [2] L. AHLFORS, *Conformal Invariants: Topics in Geometric Function Theory*, McGraw-Hill Book Co., 1973.
- [3] ———, *Lectures on quasiconformal mappings*, vol. 38 of University Lecture Series, American Mathematical Society, Providence, RI, second ed., 2006. With supplemental chapters by C. J. Earle, I. Kra, M. Shishikura and J. H. Hubbard.
- [4] P. BOWERS AND M. HURDAL, *Planar conformal mappings of piecewise flat surfaces*, Visualization Math. III, (2003), pp. 3–34.
- [5] W. CALIXTO, B. ALVARENGA, J. DA MOTA, L. DA CUNHA BRITO, M. WU, A. ALVES, L. NETO, AND C. LEMOS ANTUNES, *Electromagnetic problems solving by conformal mapping: A mathematical operator for optimization*, Mathematical Problems in Engineering, 2010 (2011), p. e742039.
- [6] T. DRISCOLL AND L. TREFETHEN, *Schwarz-Christoffel mapping*, vol. 8 of Cambridge Monographs on Applied and Computational Mathematics, Cambridge University Press, Cambridge, 2002.
- [7] J. GARNETT AND D. MARSHALL, *Harmonic Measure*, Cambridge University Press, 2005.
- [8] F. GONZÁLEZ-MATESANZ AND J. MALPICA, *Quasi-conformal mapping with genetic algorithms applied to coordinate transformations*, Computers & Geosciences, 32 (2006), pp. 1432–1441.
- [9] X. GU AND S.-T. YAU, *Computational conformal geometry*, vol. 3 of Advanced Lectures in Mathematics (ALM), International Press, Somerville, MA; Higher Education Press, Beijing, 2008. With 1 CD-ROM (Windows, Macintosh and Linux).
- [10] H. HAKULA, T. QUACH, AND A. RASILA, *Conjugate function method for numerical conformal mappings*, Journal of Computational and Applied Mathematics, 237 (2013), pp. 340–353.
- [11] H. HAKULA, T. QUACH, AND A. RASILA, *The conjugate function method and conformal mappings in multiply connected domains*, SIAM J. Sci. Comput., 41 (2019), pp. A1753–A1776.
- [12] H. HAKULA, A. RASILA, AND M. VUORINEN, *On moduli of rings and quadrilaterals: algorithms and experiments*, SIAM J. Sci. Comput., 33 (2011), pp. 279–302.
- [13] ———, *Computation of exterior moduli of quadrilaterals*, Electron. Trans. Numer. Anal., 40 (2013), pp. 436–451.
- [14] ———, *Conformal modulus and planar domains with strong singularities and cusps*, Electron. Trans. Numer. Anal., 48 (2018), pp. 462–478.
- [15] P. HENRICI, *Applied and computational complex analysis*, vol. 3 of Pure and Applied Mathematics (New York), John Wiley and Sons, Inc., New York, 1986. A Wiley-Interscience Publication.
- [16] S. KAKUTANI, *Two-dimensional brownian motion and harmonic functions*, Proceedings of the Imperial Academy, 20 (1944), pp. 706–714.
- [17] L. KHAREVYCH, B. SPRINGBORN, AND P. SCHRÖDER, *Discrete conformal mappings via circle patterns*, ACM Trans. Graphics (TOG), 25 (2006), pp. 412–423.
- [18] S. KRANTZ, *Geometric function theory: Explorations in Complex Analysis*, Cornerstones, Birkhäuser Boston, Inc., Boston, MA, 2006.
- [19] P. KYTHE, *Handbook of conformal mappings and applications*, CRC Press, Boca Raton, FL, 2019.
- [20] G. LAWLER, *Conformally invariant processes in the plane*, vol. 114 of Mathematical Surveys and Monographs, 2005.
- [21] O. LEHTO AND K. VIRTANEN, *Quasiconformal Mappings in the Plane*, Springer, Berlin, 1973.
- [22] S. MAIRE AND E. TANRÉ, *Monte carlo approximations of the neumann problem*, Monte Carlo Methods and Applications, 19 (2013), pp. 201–236.

- [23] M. MASCAGNI AND C.-O. HWANG, *ϵ -shell error analysis for "walk on spheres" algorithms*, Mathematics and Computers in Simulation, 63 (2003), pp. 93–104.
- [24] M. MULLER, *Some continuous Monte Carlo methods for the Dirichlet problem*, Ann. Math. Statist., 27 (1956), pp. 569–589.
- [25] M. NASSER, *Numerical conformal mapping via a boundary integral equation with the generalized Neumann kernel*, SIAM J. Sci. Comput., 31 (2009), pp. 1695–1715.
- [26] M. NASSER, O. RAINIO, A. RASILA, M. VUORINEN, T. WALLACE, H. YU, AND X. ZHANG, *Polycircular domains, numerical conformal mappings, and moduli of quadrilaterals*, Adv. Comput. Math., 48 (2022), pp. Paper No. 58, 34.
- [27] M. NASSER AND M. VUORINEN, *Isoperimetric properties of condenser capacity*, J. Math. Anal. Appl., 499 (2021), pp. Paper No. 125050, 25.
- [28] N. PAPAMICHAEL AND N. STYLIANOPOULOS, *Numerical Conformal Mapping: Domain Decomposition and the Mapping of Quadrilaterals*, World Scientific Publishing Company, 2010.
- [29] R. SCHINZINGER AND P. LAURA, *Conformal Mapping: Methods and Applications*, Dover Publications, Inc., Mineola, NY, revised edition ed., 2003. Revised edition of the 1991 original.
- [30] K. STEPHENSON, *Introduction to circle packing*, Cambridge University Press, Cambridge, 2005. The theory of discrete analytic functions.
- [31] M. VERMEER AND A. RASILA, *Map of the World; An Introduction to Mathematical Geodesy*, CRC Press, Boca Raton, FL, 2020.
- [32] Y. WANG, X. YIN, J. ZHANG, X. GU, T. CHAN, P. THOMPSON, AND S.-T. YAU, *Brain mapping with the ricci flow conformal parameterization and multivariate statistics on deformation tensors*, (2008).
- [33] R. WEGMANN, *Chapter 9 - methods for numerical conformal mapping*, in Geometric Function Theory, R. Kühnau, ed., vol. 2 of Handbook of Complex Analysis, North-Holland, 2005, pp. 351–477.
- [34] X. YANG, A. RASILA, AND T. SOTTINEN, *Walk on spheres algorithm for Helmholtz and Yukawa equations via Duffin correspondence*, Methodol. Comput. Appl. Probab., 19 (2017), pp. 589–602.
- [35] ———, *Efficient simulation of the Schrödinger equation with a piecewise constant positive potential*, Math. Comput. Simulation, 166 (2019), pp. 315–323.

QIANSHENG HAN, DEPARTMENT OF MATHEMATICS WITH COMPUTER SCIENCE, GUANGDONG TECHNION-ISRAEL INSTITUTE OF TECHNOLOGY, SHANTOU, GUANGDONG 515063, P.R. OF CHINA

Email address: han07024@gtiit.edu.cn

ANTTI RASILA, GUANGDONG TECHNION – ISRAEL INSTITUTE OF TECHNOLOGY, SHANTOU, GUANGDONG 515063, P.R. OF CHINA AND DEPARTMENT OF MATHEMATICS WITH COMPUTER SCIENCE, TECHNION – ISRAEL INSTITUTE OF TECHNOLOGY, HAIFA 32000, ISRAEL

Email address: antti.rasila@gtiit.edu.cn

TOMMI SOTTINEN, UNIVERSITY OF VAASA, SCHOOL OF TECHNOLOGY AND INNOVATIONS, P.O.BOX 700, FIN-65101 VAASA, FINLAND

Email address: tommi.sottinen@uwasa.fi