

SoCo: Graph Storage and Software Prefetch Co-Design for Dynamic Graph Processing

HongFu Li
Northeastern University
Shenyang, China
a1351838335@gmail.com

ABSTRACT

There has been growing demands in the dynamic graph, in which a continuous stream of graph updates is mixed with graph computation. For the above scenarios, the compact physically continuous structures and the dispersed but logically continuous structures become the two ends of the scale. In principle, the Pointers become the weights. The number of them determines which side of the scale the data structure leans towards. The Pointers make it easier to update the graph but they will result in poor cache locality. This paper presents SoCo, a graph storage and software prefetch co-design for dynamic graph processing that significantly improves on both graph updating and graph computation. We utilize C++20 coroutines and software prefetching techniques to optimize cache miss overhead during computation, and design a data structure that not only meets the requirements of dynamic graph processing but is also more suitable for prefetching. We also conduct extensive experiments on different datasets and show that SoCo could outperform state-of-the-arts by 10.48× on average and at the same time guarantee a pioneer insertion performance (1st place in 5 cases and 2nd place in 2 cases).

1 INTRODUCTION

In recent years, with the explosive growth of big data, dynamic graph processing has become increasingly prominent. Large-scale graph computation (graph analytics, graph pattern matching, and graph queries) on rapidly changing graphs has emerged as a paradigm in various domains [7, 14, 28, 31, 32]. Due to the structural scheme and rapid changes of graphs, the performance of dynamic graph processing has become a bottleneck and has attracted a focal point of attention.

In the yield of dynamic graph processing, the data structure of graph storage plays a crucial role. The main applications of static graph processing heavily rely on traversing the topological relationships of the graph. Therefore, in terms of data structure, the storage of each vertex’s neighbors should be as physically contiguous as possible to achieve better cache locality. In contrast to the processing of static graphs, dynamic graph processing requires, in addition to the demands of graph processing, efficient support for updates of the dynamic graphs. Correspondingly, an ideal data structure should not only pursue efficiency for static graph algorithms but also be adjustable enough for the updates.

To achieve efficient graph traversal and to support adjustable updates can be strategically contradictory. Existing works, like Aspen [6], Terrace [25], and Sortledton [8], maintain the graphs with a linked data structure fragmented in memory as a halfway house (as summarized in Table 1). These cumbersome structures are usually composed of data blocks that form a logically continuous

but physically discontinuous linked list in memory. Surprisingly, We find that the discontinuous memory in the structure leads to cache misses, even when the computational operations involve a contiguous memory access pattern when data are stored in physically continuous memory (e.g., Traversal). Moreover, the degree of non-contiguity affects the number of cache misses generated during computation (We measure the degree of non-contiguity using the number of pointers in data structures and list them in Table 2. Since pointers are tools to form logical connections, the number of pointers in these structures can very intuitively demonstrate the degree of non-contiguity in their storage.). Figure 1 shows trends of execution time and number of cache misses when executing computation in CSR, AA, BAL, and AL, all loaded with the same dataset and the more part of discontinuous memory, the larger the proportion of the cache miss time. The number of cache misses still affects the overall execution time [35]. To sum up, in dynamic graph processing scenarios, there is a significant challenge: **Cache Misses**.

Prefetching is an effective solution to cache misses. Existing prefetching techniques are divided into hardware prefetching and software prefetching. Hardware prefetching is provided by the hardware based on its prefetching mechanisms, but designing a reasonable data structure and workflow to enable effective hardware prefetching is a challenge. Software prefetching involves programmers manually writing instructions to notify the memory controller to fetch data. By doing so, the data is preloaded into the cache before computation, thus perfectly hitting the cache and avoiding cache misses and the time taken to load data from memory. However, achieving this “perfect” prefetching is a challenge. If data is prefetched too early, it might be evicted from the cache due to cache replacement policies before the computation occurs. If prefetched too late, the data might arrive after the computation has begun, still leading to cache misses. Previous works in code implementation either did not consider manual software prefetching, relying solely on the hardware’s prefetching capabilities, or only made approximate software prefetch requests without much consideration for the success rate of prefetching.

To this end, this paper aims to implement “perfect” prefetching (both hardware and software) as much as possible to mitigate or eliminate the performance cost caused by cache misses caused by discontinuous memory in dynamic graph processing scenarios. The main approach we employ is a strategy that combines stackless coroutines in C++20 [16] with software prefetching techniques to interleave the workload [15, 18]. This allows us to overlap the additional execution time caused by cache misses. However, applying this strategy to graph scenarios has presented numerous challenges, e.g., modeling coroutines in the graph, load balancing,

Table 1: Summary of the data structure of the graph system.(CSR:Compressed Sparse Row; AA:Adjacency Array; AL:Adjacency List; BAL:Blocked Adjacency List; PMA:Packed Memory Array; SA:Sparse Array; ART:Adaptive Radix Tree)

Reference	Data Structure Representation
STINGER	BAL
LLAMA	CSR
Aspen	Tree + C-Trees
GraphOne	BAL
RisGraph	AA + Hash Table
LiveGraph	AA(Log)
Terrace	CSR + PMA + B-Tree
Teseo	SA + ART + Hash Table
Sortledton	AA + Skip List

Table 2: Graph Data Structure Pointer quantity statistics.

Name	Number of Pointers
Compressed Sparse Row(CSR)	0
Adjacency Array(AA)	$O(V)$
Blocked Adjacency List(BAL)	$O(V + \frac{E}{B})$
Adjacency List(AL)	$O(V + E)$

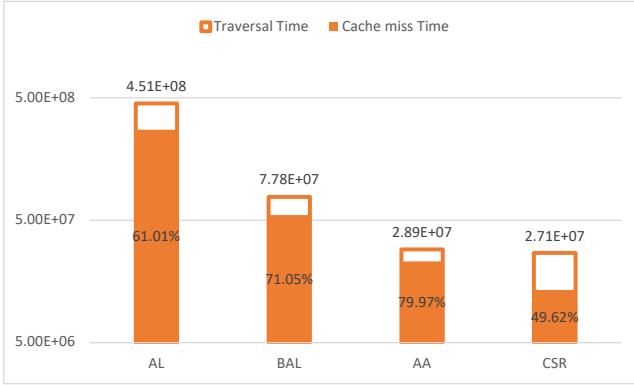


Figure 1: Performance of different basic data structures in Traversal.

and *etc.* Furthermore, we have designed a graph data structure CB-List that meets the three aforementioned requirements for dynamic graph processing scenarios. It is also more aligned with hardware prefetching mechanisms and more conducive to the interleaved workload of coroutines and software prefetching. Compared with previous state-of-the-art systems, the proposed system achieves the 10.48 \times speedup on average in terms of the algorithms PageRank and SSSP, and 1.6 rank on average in terms of the throughput for graph insertion.

2 PREFETCHING IN GRAPH

This section first presents an analysis of the workload and the memory access pattern in dynamic graph processing and then demonstrates the necessity of discontinuous memory in the data structure. Second, we discovered optimizations in modern CPUs for linked list traversal. We leverage the hardware prefetching mechanism to accelerate the workload in Graph. Third, we further observed that the hardware prefetching mechanism may fail in certain scenarios of the workload in Graph. To address this issue, we introduced a combination of coroutines + software prefetching techniques to compensate for the performance impact caused by the failure of hardware prefetching.

2.1 Memory Access Mode

Graph workloads are constrained by their memory access patterns, and in dynamic graph scenarios, the multitude of workloads leads to diverse memory access patterns [2, 9]. From the perspective of data structures, it is challenging to perfectly accommodate all memory access patterns.

Graph computation primarily relies on traversing edges, where different algorithms differ in the order of vertex traversal and the specific computation involved. Graph querying also involves traversing edges, such as in neighbor queries or subgraph matching. The efficiency of such query algorithms can be significantly improved by maintaining the ordering of edges. Additionally, it may rely on search algorithms (e.g., binary search) or data structures (e.g., Hash Table, sorted trees) to efficiently locate data (which is also utilized in graph updating). Therefore, from the perspective of memory access patterns, we can summarize the following points from the aforementioned content:

Regarding the memory access patterns for edges:

- (1) Sequential access for *Proc_Neighbors*.
- (2) Random access for *Proc_A_Neighbor*.

Regarding the memory access patterns for vertices:

- (1) Sequential access for *Proc_Vertices*.
- (2) Random access for *Proc_Vertices_Cond*.
- (3) Random access for *Proc_A_Vertex*.

The majority of graph workloads can be constructed by combining the aforementioned operations in various ways. Experienced readers who have reached this point may notice that: To ensure good performance in dynamic graph processing scenarios, it is inevitable to have discontinuous memory in the data structure that stores the graph. The most extreme example is the Compressed Sparse Row (CSR) format, which maximizes the sequential access of vertices and edges in its physical implementation. However, the trade-off is a significant decrease in graph update performance, as the cost of data movement increases exponentially with the size of the graph data. Therefore, to achieve better graph update performance, we need to incorporate a sufficient number of pointers for logical connections in the physical implementation of sequential access (Reserving space is also a coping strategy, but it is often not applicable in real-world scenarios, and we will discuss this later.). This allows for greater flexibility and adjustability in our data structure. Furthermore, the data structures we rely on to maintain order also often require discontinuous memory and the aforementioned

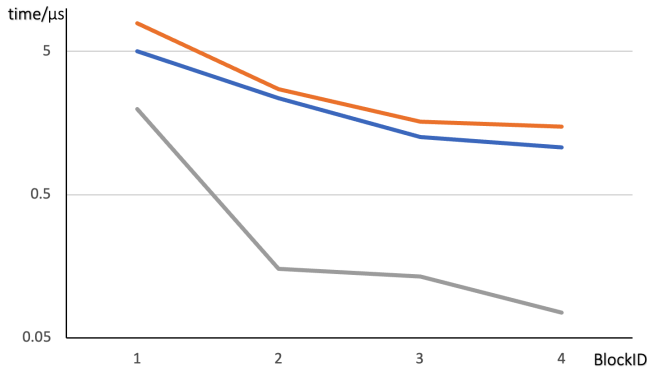


Figure 2: for-loop *Proc_Neighbors* experiment.

scenario of "Random access" can also result in non-contiguous memory access.

2.2 Cache Misses Occupy Time Cost

As discussed in subsection 2.1, most of the previous works employ discontinuous structures and fast graph updates. In this subsection, we move a step further to show that the discontinuous data structures, although beneficial for dynamic graph computing, lead to inevitable cache misses due to pointer chasing.

Specifically, the most prevalent solutions can be seen as a collection of block-linked lists, where each block-linked list represents all the neighbors of a node, and differs in the degree of discontinuity. We design a succinct experiment on discontinuous memory to show how discontinuity affects the time of fetching data.

Figure 2 shows the experimental results on different blocks.

We have the following observations: i) The time of reading the first block of each block list increases due to cache misses. This is because the first block is not located in the caches with a high possibility when switching to a new block list. ii) To read blocks in the tail of a linked list does not cause cache misses, even if memory address of the next block is far from the current block. This is because modern hardware is implemented with the so-called *jump pointer* [4, 21, 29, 30], which is designed for pointer-chasing access patterns. The jump pointer technique can load the afterward blocks in advance while walking on a linked list, thus is particularly effective for traversing single-linked lists [10].

Pointer Jumping for Graphs. We consider the phenomenon caused by the skewed graph structures from two perspectives: i) From Figure 2, fetching the front block of a linked list will cause a cache miss. When it comes to the graphs where most nodes have few neighbors, fetching the first neighbor of every node causes a cache miss, thus dramatically increasing the time cost. ii) Several previous works, like Aspen [6], Terrace [25], and Sortedton [8], utilize tree-like structures to store the graphs. The hardware prefetching will no longer work for such structures because blocks may have more than 1 pointer. As a result, the algorithms should call the memory access pattern *Proc_A_Neighbor* to traverse graphs. Besides, some algorithms also require to access the neighbors of selected nodes by *Proc_A_Neighbor*. The unexpected performance of hardware

prefetching inspires us to seek an advanced technique to design more elegant prefetching strategies for graphs.

Current solutions usually partition the neighbors by vertices. However, since most vertices have few neighbors in many graphs, such a hierarchical structure indisposes the jumping pointer, thus increase the ratio of cache misses. A typical example comes from Figure 1.

To this end, we emphasize that the friendly graph update and massive cache misses are inevitable contradictions. However, we may employ some techniques to reduce the time of cache misses or even eliminate some of the cache misses from data fetching, such that a fragmented data structure for dynamic graph computing could also achieve a better performance.

2.3 Coroutine with Software Prefetching in Graph

Following previous works [15, 27], this paper focuses on reducing the cache miss overhead based on the interleaving strategy. Figure 5 illustrates the difference between sequential execution and interleaving execution of traversal on a toy graph. For sequential execution, the CPU will experience data stalls [15] whenever the cache misses occur due to non-contiguous memory access and pointer chasing, and must wait until the data is fetched in the cache. While for interleaving execution, a block-linked list structure will be partitioned into disjoint subgraphs, and each task handles one of them in charge of the computations of the corresponding subgraph. The algorithm starts from an arbitrary task on computation and switches to the next task whenever it encounters an instruction to fetch data. When switching back to the computational task, the process does not need to wait for the data loaded into the cache, thus the process of fetching data and computations can be overlapped and some of the time derived from cache misses can be avoided. Note that switching tasks also causes some time costs [27]. Thus, we need to carefully choose techniques for interleaving and design switching algorithms, such that the switching time is less than the time of occurring data stalls.

C++20 Stackless Coroutine. Coroutines are special functions that can be suspended and resumed in low cost during their execution. The efficient suspension and resumption of coroutines make it possible to implement the interleaving strategies for dynamic graph computing. To be more specific, when issuing an instruction to fetch data, we can suspend the coroutine, switch to another coroutine for computing, and finally resume the coroutine to continue the corresponding computation.

Coroutines can be classified into two types: stackful coroutines and stackless coroutines. The term "stackful" refers to the presence of an individual call stack for each coroutine. As suspension and resumption are involved, it is necessary to save the context. Stackful coroutines, such as the widely used "libco library" in WeChat, employ assembly language instructions to store the context (i.e., the values of each register variable) in the call stack. On the other hand, stackless coroutines are essentially state machines, i.e., coroutine switching simply involves changing the instruction pointer register. All coroutines within the same physical thread share the system stack, and there is no need to explicitly save the values of registers. To conclude, stackless coroutines have lower overhead in terms of

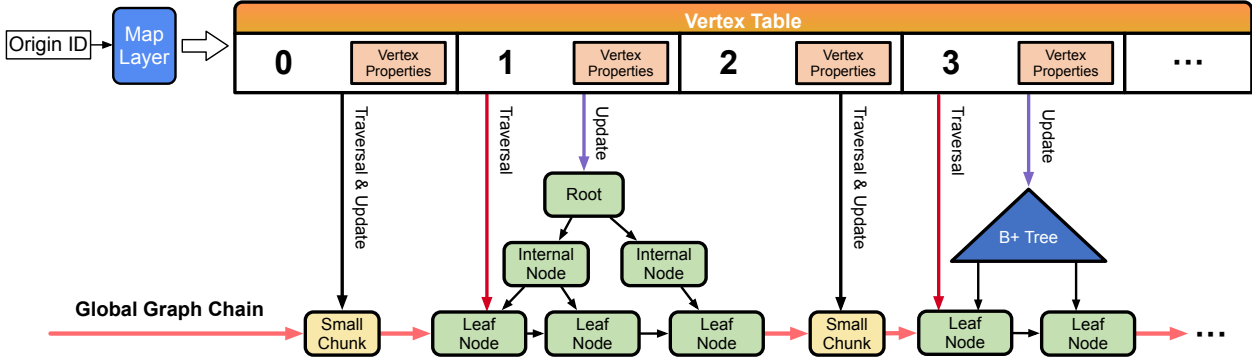


Figure 3: Structure of CBLIST.

context switching compared to stackful coroutines. The stackless coroutines in the C++20 standard exhibit low overhead in terms of construction and context switching (cheaper than a last-level cache miss [15]), and our system is constructed based on C++20 stackless coroutines.

3 DESIGN OF SOCO

3.1 Prefetch-Aware Data Structure

In the context of dynamic graph processing, we have the following expectations for an excellent data structure: (1) Regardless of which part it is, it should maintain cache locality as much as possible, thereby maintaining good performance for common scanning operations. (2) The structure should be easy to dynamically adjust, to adapt to frequent data updates. (3) It should be more friendly to coroutines, for instance, enabling a more balanced division, being able to predict the number of coroutine switching points, and so on. We present our designed structure in Figure 3 and will subsequently elaborate in detail on our design specifics and insight, in conjunction with the figure.

Vertex Storage Design. For storing vertices, we designed a map layer and a one-dimensional array. The map layer is responsible for mapping the vertex origin ID to the logic ID, and in the one-dimensional array, the logic ID is used as an index to store the vertex and its information (pointers to adjacency information and other properties of the vertex).

Under the data organization of arrays, we are able to design coroutine schedulers with more balanced workloads and the data structures have more flexible extension ability to distributed systems. When the number of coroutines, threads or distributed machines dynamically changes (possibly by expanding or reducing), to split an array will not be a time-consuming operation.

Edge Storage Design. We employ a hierarchical strategy, where vertices with different degrees can adopt different data structures. For low-degree vertices, we utilize small chunks to store their adjacency information. For high-degree vertices, we employ a B+ tree[5] to store their adjacency information and set separate access entry points for *Proc_Neighbors* and *Proc_A_Neighbor*. To connect the vertices with their adjacency information, we use pointers instead of logical indices.

We design an ADJ-like structure because: (a) The ADJ-like structure offers more flexibility in terms of space utilization, enabling more efficient updates for dynamic graph processing. (b) In CSR-like structures, the relations between vertices and their neighboring edges are established by the array index numbers, while the ADJ-like structures usually utilize pointers to reference the collections of edges. (c) The storage format of neighboring edges in ADJ-like structures is more flexible across different vertices.

Global Graph Design. Based on the hierarchical structure, we then connect the adjacency information of adjacent vertices to form a single linked list that represents the entire graph. It can naturally leverage hardware prefetching to significantly improve the performance of *Proc_Vertices* with *Proc_Neighbors*. Additionally, it provides assistance in load balancing for coroutines, as detailed in subsection 3.3.

From a global perspective of the entire graph, both CSR-like and ADJ-like structures have their advantages and disadvantages. CSR-like structures transform the entire graph into a data structure based on arrays, in sacrifice of the ease of modification for highly efficient performance in executing graph traversal algorithms. On the other hand, ADJ-like structures partition the graph at a vertex level, gaining flexibility and ease of updates but leading to a slow traversal time. As shown in section 2, we believe that both CSR-like and ADJ-like structures are too extreme for the computations on dynamic graphs and instead use a transitional form between the two structures. Compared with the CSR-like structures, we separate the neighborhoods of vertices to avoid mutual interference during updates. Compared with the ADJ-like structure, we logically link the adjacent neighborhoods using pointers to create a global chain, allowing better performance in executing graph traversal algorithms through hardware prefetching. Furthermore, also notice that the hardware prefetching strategies can be only applied to traversing single linked lists. Therefore, when selecting a data structure for each vertex's neighborhood, we should consider to not disrupt the completeness of the global chain. For example, if we choose tree structures for the neighbors of a vertex, like balanced binary trees, B-trees, and red-black trees, the completeness of the global chain will be broken.

Vertex&Edge Properties. The properties of vertices and edges are stored in their storage structures, respectively, *i.e.*, vertex properties are stored in the Vertex Table, while edge properties are

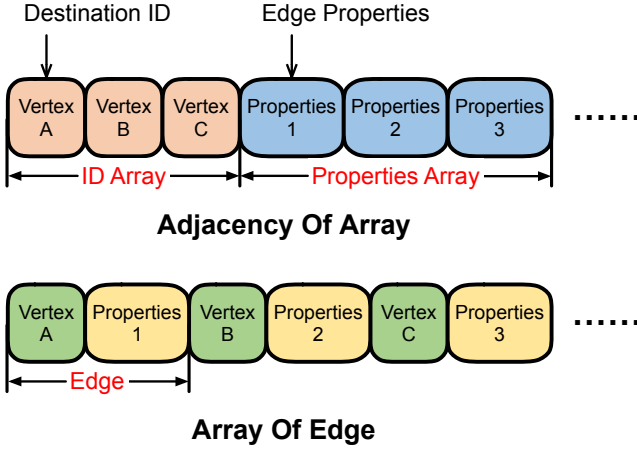


Figure 4: Edge Properties.

stored in the adjacency data structure. We provide two edge property storage modes: AOE (Array Of Edge) and AOA (Adjacency Of Array), as shown in Figure 4. AOA is commonly considered to be benefit for efficient graph storage, but this depends on the specific workloads. AOE may perform better if most or all edge properties are needed during the computation. However, if edge properties are not needed (e.g., the algorithms like PageRank, BFS, DFS, etc.) or only a smaller part is used, AOA is usually more advantageous.

Algorithm 1: Get neighbors from a Vertex

```

1 Function GetNeighbors(vertex):
2    $n \leftarrow vertex.chunk\_num$ 
3    $ptr \leftarrow vertex.Traversal$ 
4   for  $i \leftarrow 1$  to  $n$  do
5     prefetch( $ptr$ )
6     co_await suspend_always
7     compute( $ptr$ )
8      $ptr \leftarrow ptr.next$ 

```

Algorithm 2: Get neighbors from a chain

```

1 Function GetNeighbors(chain):
2    $ptr \leftarrow chain.start$ 
3   while  $ptr \neq chain.end$  do
4     prefetch( $ptr$ )
5     co_await suspend_always
6     compute( $ptr$ )
7      $ptr \leftarrow ptr.next$ 

```

3.2 Coroutines and Graph Workload Co-Design

As we have described in the example of ISI in Figure 5, each coroutine in graph workloads represents a unit of concurrent execution

Algorithm 3: Find a neighbor from a Vertex

```

1 Function FindNeighbor(target_edge):
2    $ptr \leftarrow target\_edge.src.Update$ 
3   if  $target\_edge.src.level \neq BplusTree\_level$  :
4     Return search( $ptr, target\_edge.dst$ )
5   while  $ptr \neq nullptr$  do
6     prefetch( $ptr$ )
7     co_await suspend_always
8     if  $ptr = Leaf\_Node$  :
9       Return search( $ptr, target\_edge.dst$ )
10    else
11       $ptr \leftarrow locate(ptr, target\_edge.dst)$ 

```

Algorithm 4: Constructor & Polling Scheduler

```

1 Function Constructor(coroutine_num, Func):
2   for  $i \leftarrow 1$  to  $coroutine\_num$  do
3      $coroutine\_pool.append(Func)$ 
4
5 Function Scheduler(coroutine_pool):
6   while  $not\ coroutine\_pool.finish()$  do
7     for  $i \leftarrow 1$  to  $coroutine\_pool.size$  do
8       if  $not\ coroutine\_pool[i].done()$  then
9          $coroutine\_pool[i].resume()$ 
10      else
11         $coroutine\_pool[i].destroy()$ 

```

that processes the sub-tasks within the overall computation. This paper focuses on vertex-centric computational models, thus a reasonable way would be to restrict that the sub-tasks for processing the workload should handle the adjacency information of one or several vertices. However, a specific analysis for the particular workload is still necessary. In subsection 2.1, we present three scenarios of workload that processes vertices. We conduct a detailed analysis of these three cases in this section.

Proc_A_Vertex. When the workload involves finding a vertex, we prefer to model the entire workload as a coroutine, such that multiple workloads form an instruction stream interleaving (ISI) execution pattern. However, when there is only one workload, we further consider the pattern of accessing neighboring edges: If the edge access pattern is *Proc_A_Neighbor*, we tend to abandon the use of coroutines because, in our structure, it is impossible to find another task to mutually hide the data loading in a single workload. If the edge access pattern is *Proc_Neighbors*, the decision depends on the data structure of the adjacent edges: if it is a small chunk, coroutines should also be abandoned for the above reason; if it is a B+ tree, the workload actually aims to traverse the linked list formed by leaf nodes of the tree. We can divide the linked list into several sub-lists and distribute them to different coroutines. Each coroutine treats its corresponding sub-list as a chain to obtain neighbors, as demonstrated in algorithm 2. If we encounter a pointer

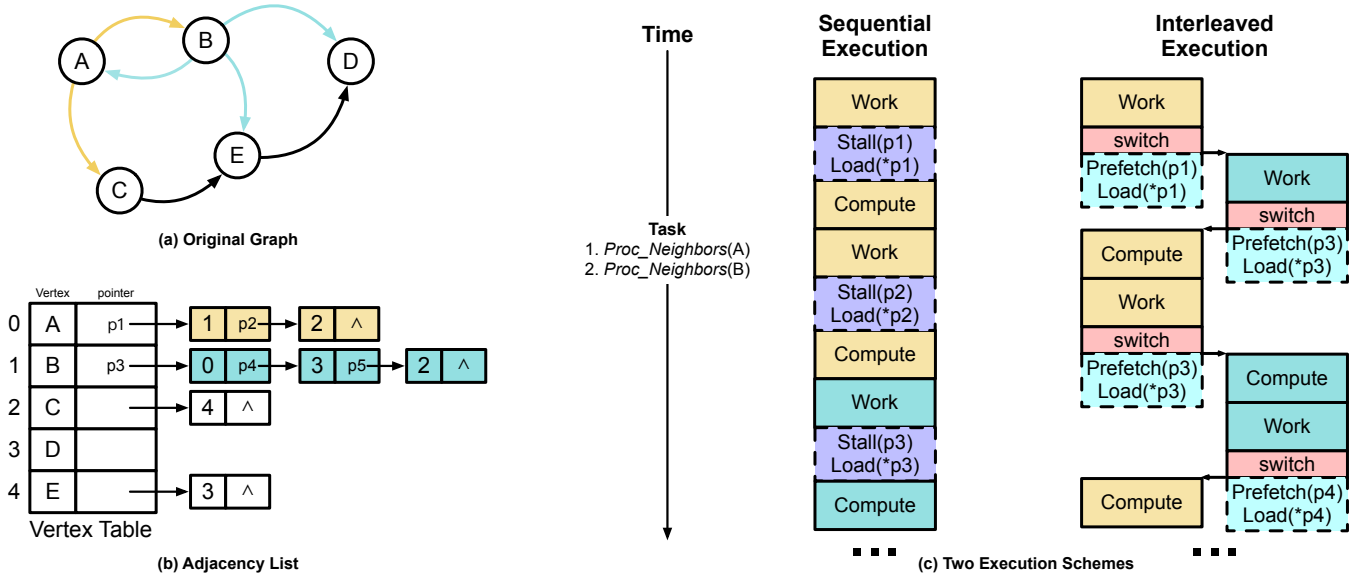


Figure 5: Workflow of ISI.

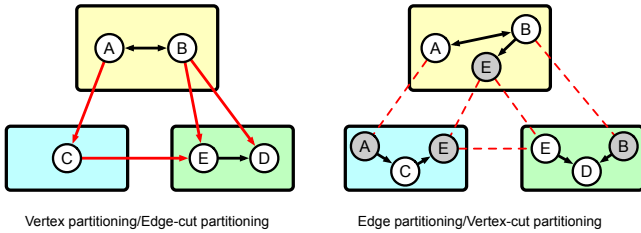


Figure 6: Graph Partition Strategy.

while traversing the chain, the coroutine prefetches the pointed data, and then switches to other coroutines to operate other computations. Such an approach enables multiple chains to form an ISI execution pattern.

Proc_Vertices and *Proc_Vertices_Cond*. In both of the vertex processing manners, the essence is to traverse all vertices of the entire graph and we need to assign each coroutine a part of the graph. A close research field lies in the partitioning methods of distributed graph processing systems [1, 11, 13, 17, 23, 26, 33, 34, 37, 39]. These partitioning methods in distributed systems can be categorized into vertex partitioning and edge partitioning methods. We illustrate these two types of partitioning methods using the original graph in Figure 5 as an example, as shown in Figure 6. Vertex partitioning involves assigning vertices to different subgraphs to maintain the integrity of vertices in each subgraph. However, this method may lead to some edges being cut between vertices. On the contrary, the edge partitioning method involves directly distributing edges to different subgraphs. The method may cause redundancy in some vertices.

Considering that graph data often follows a power-law distribution, vertex partitioning may result in significant edge loss and uneven cross-subgraph edge loads [37]. On the other hand, edge

partitioning method can handle such issues more effectively [38]. Therefore, we choose edge partitioning strategies for allocating sub-tasks to coroutines. More specifically, as discussed in [39], it employed a chunk-based edge partitioning method, which maintains a natural locality of real-world graph data. In combination with CBLIST and specific coroutine allocation methods, this means in our Vertex Table, one or several contiguous vertices are assigned to a coroutine. However, in certain extreme cases with power-law distributed graph data, *e.g.*, a vertex having more neighbors than the sum of neighbors of all other vertices in the graph, such a minimum granularity partitioning method of one vertex per unit still fails. This necessitates a finer-grained and partitioning approach to address the issue, which we will discuss next in subsection 3.3.

To give a more detailed discussion of these two vertex processing manners, we next consider how to use the coroutines to handle edges. If the edge access pattern is *Proc_Neighbors*, as shown in algorithm 1, we traverse the neighbor chain of the vertex (could be a single chunk or a chain of B+ tree leaf nodes) by entering the traversal entry of the vertex. Once encountering a pointer, we issue a prefetch request and switch to another coroutine to improve the usage of computing resources. If the edge access pattern is *Proc_A_Neighbor*, an example can be found in algorithm 3. We efficiently search for the target value by entering the update entry of the vertex. When the adjacent structure of the vertex is a small chunk, a direct search can be performed. Otherwise, we search in the form of a B+ tree, and similarly, issue prefetch requests and yield computing resources once encountering pointers. The above implementations are applied for single-vertex scenarios. In our earlier discussion on coroutine sub-task division, our strategy is to aggregate the handling of adjacent edges of one or multiple vertices into a sub-task for a coroutine. For multiple vertices, it only requires adding a loop around the examples as a coroutine we have provided.

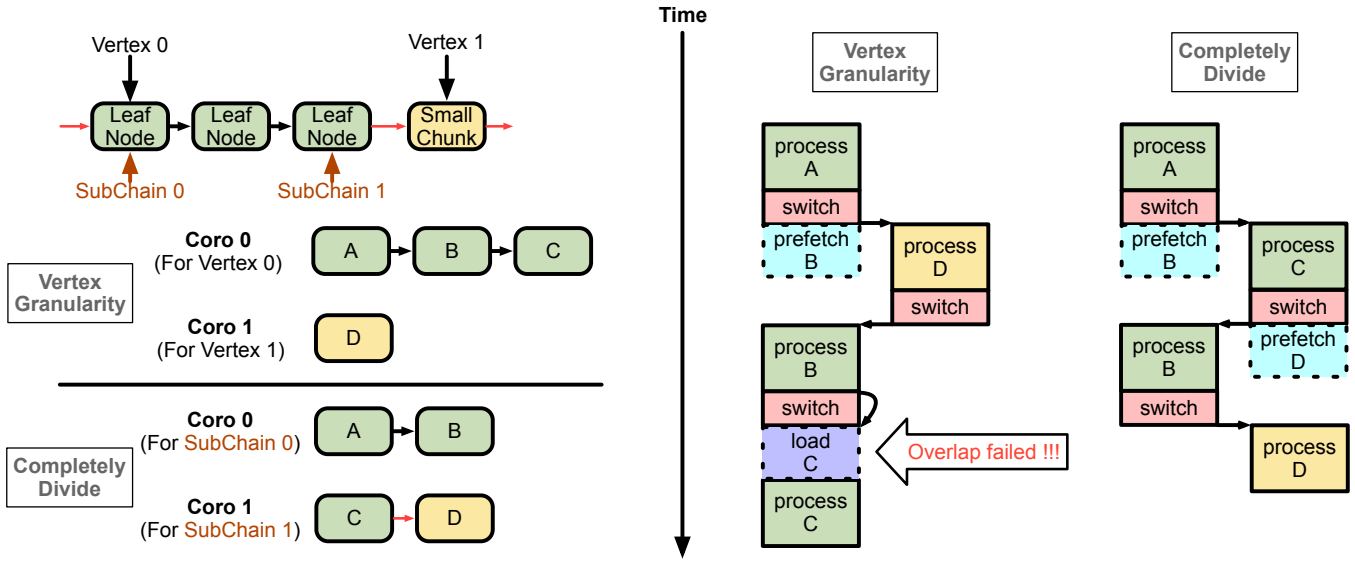


Figure 7: Bad case of unbalanced load balance.

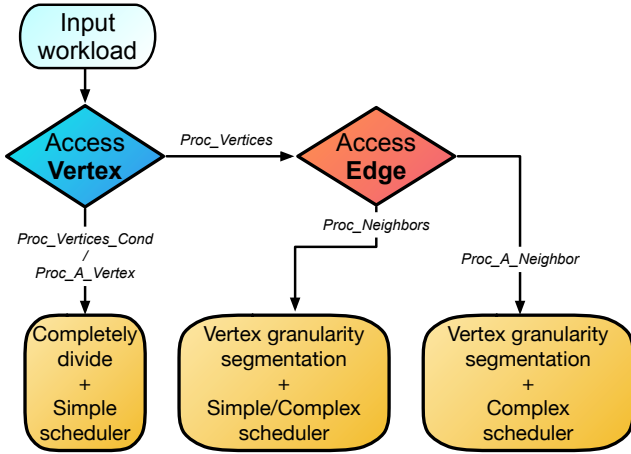


Figure 8: the logic of Coroutine Task Allocator.

As we previously mentioned, C++20 stackless coroutines are a special kind of function, and to schedule these functions requires manual intervention. A scheduler is a part of the overhead associated with coroutine switching. To obtain a better performance, we aim to design both efficient and pooling schedulers in their implementation. algorithm 4 presents a pooling scheduler implementation. Its core logic involves polling suspended coroutines and resuming them interleavably, and finally destroying the completed coroutines. However, the performance of such a scheduler with simple logic heavily depends on whether the division of coroutine sub-tasks is even and balanced. We will further propose a fine-grained scheduler in subsection 3.3 to achieve a better performance.

Algorithm 5: Trimmed-Polling Scheduler

```

1 remain_num ← coroutine_pool.size
2
3 Function Scheduler(coroutine_pool):
4   while remain_num ≠ 0 do
5     for i ← 1 to coroutine_pool.size do
6       coroutine_pool[i].resume()
7       if coroutine_pool[i].finish() then
8         coroutine_pool[i].destroy()
9         remain_num ← remain_num - 1
10
11 Function Coroutine_Func(...):
12   code segment 1
13   if remain_num ≠ 1 then
14     co_await suspend_always
15   code segment 2

```

3.3 Load balancing of Coroutines

In the ISI execution model, we can reduce the overhead of cache misses by overlapping the data retrieval time through the switching of different coroutines. However, switching coroutines may also cause an overhead. if a coroutine requires much more number of switching than others, it will become the only one that runs in the algorithm in most time with no other coroutines switching to it, which leads to an extremely unbalanced ISI, as illustrated in "Vertex granularity" in Figure 7. algorithm 4 illustrates the pseudocode of such a pooling scheduler. This pooling scheduling approach may lead to ISI failures and different degrees of idling during the later

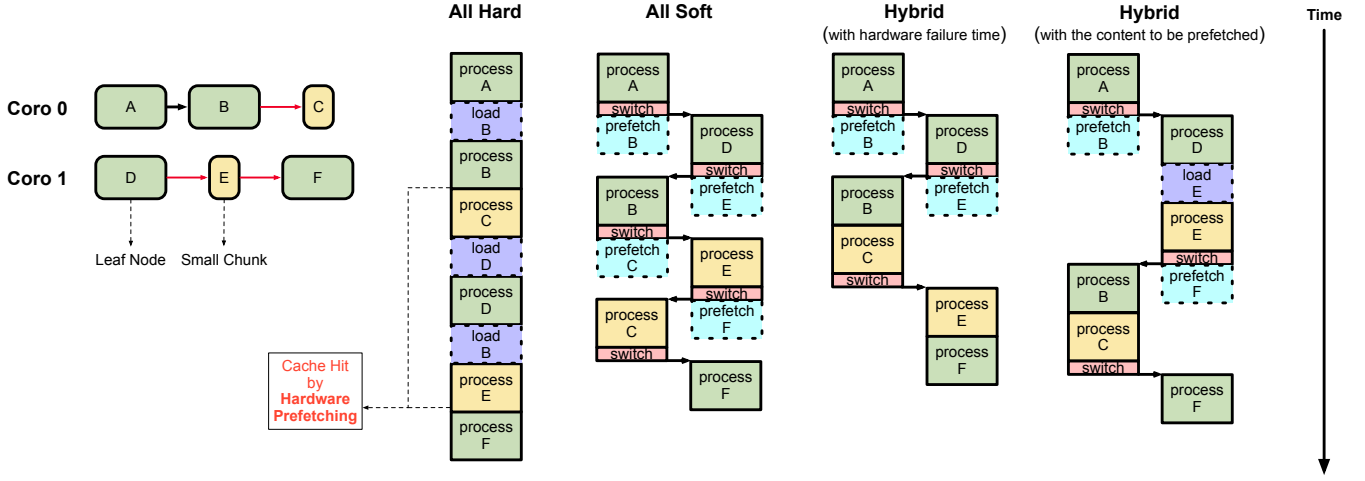


Figure 9: Hybrid strategy. (In this example, we assume that blocks C and F will be successfully prefetched by hardware.)

stages if the number of suspensions varies unevenly across coroutines. In a scheduler, if one coroutine has significantly more suspensions than others, it will continue to suspend and resume repeatedly even after all other coroutines were destroyed. These redundant operations will cause an unnecessary overhead. We propose two techniques to address the issue: a trimmed-polling scheduler with find-grained checkpoints and a pre-partition strategy to ensure evenness.

A trimmed-polling scheduler. Compared with the pooling scheduler, a more complex approach would be to pass the number of uncompleted coroutines to the resumed coroutine such that it can decide when to switch. If the coroutine is the only one that remains working, it would not issue a suspension operator, as shown in algorithm 5. On the contrary, this may introduce extra overhead due the additional checks in practice.

A Fine-grained Pre-artition Strategy. For most of the graph data, a method based on edge partitioning can result in a more balanced partition. However, in some heavily skewed graph data, there will be only one or few super vertices with large degrees, while most vertices have few neighbors. In such a case, to achieve a more even partitioning, we can reduce the number of coroutines in a particular thread. In [27], it is suggested that the optimal number of coroutines is around 5-6. However, this depends on the structures of the graphs and we still need a finer-grained or more evenly balanced partitioning method. To this end, we design a coroutine allocator that employs different allocation strategies based on the specific workload.

Coroutine task allocator. For a given workload, the allocation of tasks and the choice of scheduler should be determined by the pattern of vertex access. Refer to Figure 8:

(a) Firstly, we need to analyze the vertex access pattern of the workload. If the access pattern follows *Proc_Vertices_Cond*, it is recommended to use the trimmed-polling Scheduler (as shown in algorithm 5) along with a vertex-granularity partitioning strategy. In *Proc_Vertices_Cond* pattern, it is difficult to estimate the activation of each vertex before computation, making it impossible to approximate the actual suspension count for each coroutine during

the computation. For example, in the SSSP algorithm, we cannot predict the vertices that will be activated when choose the minimum value in the next and subsequent rounds.

(b) Secondly, if the vertex access pattern is *Proc_Vertices* or *Proc_A_Verx*, we need to analyze the edge access pattern. For the pattern *Proc_Neighbors*, it is possible to calculate the total number of suspensions Cnt_{switch} for the entire workload and divide them by the number of coroutines Num_{coro} in average, i.e., the suspension count $c_{switch} = Cnt_{switch}/Num_{coro}$ for each coroutine. We can then utilize a pooling scheduler and the complete division strategy. In this workload pattern, we actually access the graph data via the **Global Graph Chain**, which allows partitioning across different vertex neighborhoods. In this case, each coroutine is assigned a linked list composed of the adjacency information of several low-degree vertices or a partial linked list of adjacency information from a high-degree vertex. For the *Proc_A_Neighbor* pattern, an additional entry point is provided for each high-degree vertex, which is the root node of the B+ tree. Since a B+ tree cannot be further partitioned in this case, the coroutine partitioning follows the vertex-granularity partitioning strategy. Graph data is guaranteed to be stored in the leaf nodes in B+ tree. Thus, the number of pointers (i.e., suspension points) traversed from the root node to the leaf nodes can be determined before computation. The total suspension count Cnt_{switch} for this workload can also be obtained in prior to computation. However, due to the inability of partitioning a B+ tree, even if we can obtain the average suspension count theoretically, it may not be evenly distributed in certain cases. Thus, the choice of scheduler depends on whether the range in suspension counts among coroutines in the coroutines pool is less than a threshold value $threshold_{range}$: if less than the threshold then use the pooling scheduler, otherwise use the trimmed-polling scheduler.

Takeaways. We design the data structures for a better coroutine load balancing. The design of the Global Graph Chain allows for a finer-grained sub-task division and also enables to assign tasks across vertices. The choice of the B+ tree enables graph updates and

Algorithm 6: Prefetch Strategies

```

1 Function GetNeighbors_AllHard(vertex):
2   n ← vertex.chunk_num
3   ptr ← vertex.Traversal
4   for i ← 1 to n do
5     compute(ptr)
6     ptr ← ptr.next
7
8 Function GetNeighbors_AllSoft(vertex):
9   n ← vertex.chunk_num
10  ptr ← vertex.Traversal
11  for i ← 1 to n do
12    prefetch(ptr)
13    co_await suspend_always
14    compute(ptr)
15    ptr ← ptr.next
16
17 Function GetNeighbors_HybridByN(vertex, loop_N):
18  n ← vertex.chunk_num
19  ptr ← vertex.Traversal
20  for i ← 1 to n do
21    if i < loop_N then
22      prefetch(ptr)
23      co_await suspend_always
24      compute(ptr)
25      ptr ← ptr.next
26
27 Function
  GetNeighbors_HybridByV(vertex, threshold_level):
28  n ← vertex.chunk_num
29  ptr ← vertex.Traversal
30  if vertex.level < threshold_level then
31    for i ← 1 to n do
32      compute(ptr)
33      ptr ← ptr.next
34  else
35    for i ← 1 to n do
36      prefetch(ptr)
37      co_await suspend_always
38      compute(ptr)
39      ptr ← ptr.next

```

query workloads which accurately know the number of suspensions required before computation, facilitating more precise load balancing for coroutines.

3.4 Hybrid prefetching strategy

Hardware prefetching fetches data which is silent to users. However, if a hardware prefetching succeeds, to repeatedly operate software

prefetching would lead to a duplicated overhead. Accordingly, different strategies may influence the efficiency of different patterns of accessing vertices and edges. From Figure 2 and the analysis in subsection 2.2, an ideal collaborative state is to use software prefetching when the hardware prefetching fails to fetch data, and to avoid using software prefetching when hardware prefetching is effective. Thus, we choose to design different and hybrid strategies for specific patterns to obtain a better performance, as shown in Figure 9.

Firstly, we propose two basic strategies for accessing vertices, namely *All Hard* and *All Soft*, according to whether use the soft prefetching or not. The strategy *All Hard* uses hardware prefetching exclusively. In real-world graph data, majority of vertices in the CBLIST exhibits only a single or very few adjacent edge blocks (due to the skewness of the graphs). This makes it difficult to distinguish the preparation time of hardware prefetching during the traversal. In *Proc_Vertices*, we utilize the Global Graph Chain to combine multiple low-degree vertices into longer chains, thus providing more preparation time for hardware prefetching.

All Soft employs software prefetching exclusively. Although may conflict with hardware prefetching across various workloads, it was proven to be an effective strategy, as proposed in the experiments. However, in *Proc_Vertices_Cond* or *Proc_A_Vertex*, the prefetching strategy sometimes results in a poor performance.

As for the edge access patterns, we can discern the effectiveness of hardware prefetching and design a suitable hybrid strategy for prefetching.

Strategy for *Proc_A_Neighbor*. For the pattern *Proc_A_Neighbor*, since each interval tree node usually contains more than one child nodes, it is difficult to predict and perform prefetching operations for hardware prefetching. Therefore, we consider using the software prefetching strategy *All Soft* exclusively.

Strategies for *Proc_Neighbors*. For the pattern *Proc_Neighbors*, it needs to traverse the global chain containing several chunks or leaf nodes. From subsection 2.2, we observe that hardware prefetching requires the reparation time at the beginning blocks of the linked list which is not inefficient. The preparation time is highly related to the capability of data fetching across different CPUs. To this end, we propose two hybrid strategies, and *Hybrid*, the pseudocodes of which are shown in algorithm 6. In practice, there may be situations where multiple strategies are employed concurrently.

Hybrid strategy with hardware failure time. The strategy uses software prefetching for the first N blocks when traversing the chain, and switch to hardware prefetching from the $N + 1$ th block onwards. The selection of N can be based on the block number where hardware prefetching starts to show convergence in performance. This strategy, although seems cumbersome to implement compared with the basic strategies (as it requires measuring N), is regarded as an efficient and flexible solution in consideration of both software and hardware prefetching.

Hybrid strategy with the content to be prefetched. This strategy chooses the prefetching method based on the volume of the content to be prefetched. If the volume of content is relatively small, the cost of using software prefetching will exceed its benefit. Therefore, we choose to use hardware prefetching for content with small volume, and switch to software prefetching for large-volume content. More specifically, in the CBLIST, the size of any block is fixed as the

Table 3: Graph datasets with number of vertices and edges, average degree.

Graph	#V	#E	\bar{D}
Livejournal	4,846,609	68,475,391	14.123
Hollywood	1,139,905	116,050,145	101.81
UK-2002	18,484,117	298,113,762	16.13
UK-2005	39,454,746	936,364,282	23.73
Com-friendster	65,608,366	1,806,067,135	27.53

multiple of the Cache line size. We can easily determine the upper bound of the prefetch content volume based on the size (or level) of the block to be accessed. We tend to use hardware prefetching for small trunk blocks and use software prefetching vice versa.

4 EVALUATION

This section first proposes the experimental setup and then validate the efficiency of the proposed system.

4.1 Experimental Setup

We run the experiments on a dual-socket server equipped with two Intel Xeon Platinum 8269CY CPUs whose clock speed is 2.5GHz. The server contains 52 cores (104 hyper-threads) and 755GB of main memory. The sizes of the L1-cache, L2-cache, and L3-cache of the CPUs are 832KB(data cache)+832KB(instruction cache), 26MB, and 35.8MB, respectively. We compiled all systems with the O3 optimization flag using GCC v10.3. Each instance is executed in 5 times and the average is reported.

Datasets and Testbeds. The detailed information of the datasets used is shown in Table 3, which includes the name of the dataset, the number of vertices, the number of edges, and the average degrees. Notice that to simulate the realism of dynamic graph processing scenarios in practice, the datasets will be shuffled when inputted to the systems. This is because other structures containing pointers may be penalized during loading due to the inherent order of the data, an aspect that others may not have considered.

To show the advance of SoCo, we conduct (i) the experiments on two typical graph analysis algorithms, *i.e.*, page rank (PR) [24] and single source shortest path (SSSP) [3]; (ii) the experiments on insertion operations in dynamic graphs; (iii) the ablation experiments of SoCo.

Competitors. We compare SoCo with state-of-the-art solutions including LLAMA [22], PCSR [36], LiveGraph [40], GraphOne [19], RisGraph [12], Teseo [20], aspen [6], and terrace [25].

4.2 Performance of Graph Analysis

Figure 10 and Figure 11 report the running time of the compared systems on PR and SSSP, respectively. For PR, SoCo produces a comparable performance compared with the competitors and achieves the 2nd place among the 9 systems on both Livejournal and Hollywood. Besides, notice that although Aspen achieves the best performance on Hollywood, it can only support the unweighted graphs. The results indicate that SoCo can achieve almost the best performance compared with the state-of-the-arts in the algorithms dominated by *Proc_Neighbors*.

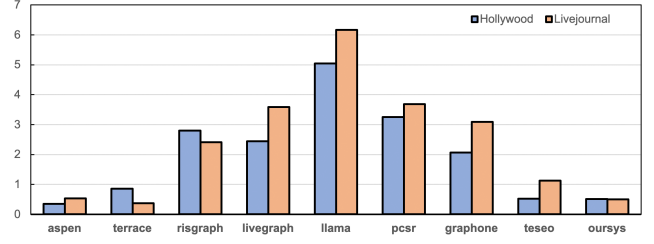
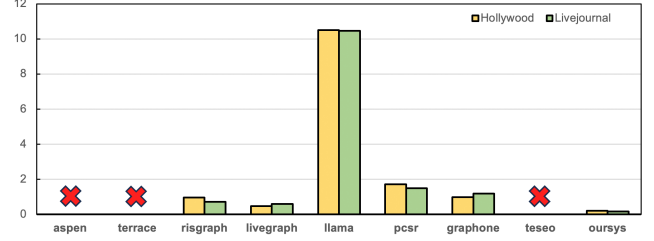
**Figure 10: Time to run PageRank.****Figure 11: Time to run SSSP.**

Figure 11 shows the running time of the compared systems on SSSP. Note that Aspen and Terrace cannot support SSSP and we only report the results of the other 6 systems. Overall, SoCo outperforms other baselines and achieves a $4.47\times$ - $65.79\times$ speedup in terms of the running time. Compared with PR, SSSP contains more irregular data prefetches and thus enlarges the gap between SoCo and the baselines. Besides, we also observe that Llama achieves a much worse running time compared with that on PR.

4.3 Performance of Graph Insertions

Table 4 and Table 5 report the throughput of the systems on inserting edges of different sizes. For each batch size ranging from 10 to 10^7 , we report the throughput (edges per second) and the corresponding rank among the 9 systems. On both Livejournal and Hollywood, SoCo outperforms teseo, risgraph, livegraph and llama on all of the cases and beats aspen, terrace, and pcsr and graphone on at least 5 cases. SoCo achieves at least No.2 rank for batch sizes 10^2 - 10^7 and an average rank 1.6, which indicate that SoCo is flexible to a wide range of batch sizes. Besides, we observe that the result of SoCo for batch size 10 is not as ideal as that for larger batch sizes. This may be because to meet the structure of CBLIST and usage of coroutines, some reconstruction and scheduling are required when new edges are inserted. It needs more time for a much smaller batch size.

4.4 Ablation Analysis

In this section, we conduct ablation experiments on the usage of ISI scheme and software prefetching in SoCo on the algorithms PageRank, SSSP, and Insertions. We compare the performance of SoCo that (i) only equips with CBLIST (namely Origin); (ii) equips with ISI scheme but not software prefetching (namely ISI); (iii) enables both ISI scheme and software prefetching (namely Coro).

Table 4: Throughput for inserting edges with varying batch sizes in the Livejournal.

Batch Size	10		10 ²		10 ³		10 ⁴		10 ⁵		10 ⁶		10 ⁷		Avg.
System	TP	Rank	TP	Rank	TP	Rank	TP	Rank	TP	Rank	TP	Rank	TP	Rank	
aspen	1.4 × 10 ⁵	6	7.1 × 10 ⁵	5	2.0 × 10 ⁶	4	4.1 × 10 ⁶	5	6.7 × 10 ⁶	5	1.5 × 10 ⁷	3	4.7 × 10 ⁷	1	4.1
teseo	1.7 × 10 ³	9	9.6 × 10 ³	9	4.1 × 10 ⁴	9	4.1 × 10 ⁵	8	2.3 × 10 ⁶	6	1.7 × 10 ⁶	6	1.2 × 10 ⁶	6	7.8
terrace	7.9 × 10 ⁵	3	1.8 × 10 ⁶	3	6.9 × 10 ⁶	3	2.9 × 10 ⁷	2	3.9 × 10 ⁷	2	2.9 × 10 ⁷	2	1.1 × 10 ⁷	3	2.4
risgraph	3.3 × 10 ⁵	5	4.8 × 10 ⁵	6	5.8 × 10 ⁵	7	6.6 × 10 ⁵	7	7.9 × 10 ⁵	8	6.8 × 10 ⁵	9	4.8 × 10 ⁵	9	7.3
livegraph	3.0 × 10 ³	8	3.7 × 10 ⁴	8	1.7 × 10 ⁶	5	5.7 × 10 ⁶	4	7.7 × 10 ⁶	3	7.3 × 10 ⁶	5	7.6 × 10 ⁶	5	5.4
llama	1.5 × 10 ⁴	7	2.4 × 10 ⁵	7	1.6 × 10 ⁵	8	2.0 × 10 ⁵	9	3.8 × 10 ⁵	9	7.2 × 10 ⁵	8	8.6 × 10 ⁵	8	8.0
pcsr	8.0 × 10 ⁵	2	9.5 × 10 ⁵	4	9.9 × 10 ⁵	6	1.0 × 10 ⁶	6	8.8 × 10 ⁵	7	7.7 × 10 ⁵	7	9.0 × 10 ⁵	7	5.6
graphone	1.5 × 10 ⁶	1	5.9 × 10 ⁶	1	7.5 × 10 ⁶	2	7.2 × 10 ⁶	3	7.3 × 10 ⁶	4	7.4 × 10 ⁶	4	8.1 × 10 ⁶	4	2.7
SoCo	4.3 × 10 ⁵	4	4.2 × 10 ⁶	2	3.2 × 10 ⁷	1	3.6 × 10 ⁷	1	4.1 × 10 ⁷	1	4.0 × 10 ⁷	1	4.2 × 10 ⁷	2	1.6

Table 5: Throughput for inserting edges with varying batch sizes in the Hollywood.

Batch Size	10		10 ²		10 ³		10 ⁴		10 ⁵		10 ⁶		10 ⁷		Avg.
System	TP	Rank	TP	Rank	TP	Rank	TP	Rank	TP	Rank	TP	Rank	TP	Rank	
aspen	1.4 × 10 ⁵	6	6.9 × 10 ⁵	5	2.0 × 10 ⁶	4	4.1 × 10 ⁶	5	7.0 × 10 ⁶	5	2.0 × 10 ⁷	2	6.9 × 10 ⁷	1	4.0
teseo	2.4 × 10 ³	9	8.8 × 10 ³	9	4.4 × 10 ⁴	9	4.9 × 10 ⁵	7	2.6 × 10 ⁶	6	2.2 × 10 ⁶	6	1.5 × 10 ⁶	6	7.4
terrace	5.9 × 10 ⁵	3	1.3 × 10 ⁶	3	3.8 × 10 ⁶	3	7.2 × 10 ⁶	2	8.3 × 10 ⁶	2	1.2 × 10 ⁷	3	1.2 × 10 ⁷	3	2.7
risgraph	2.7 × 10 ⁵	5	3.5 × 10 ⁵	6	3.9 × 10 ⁵	7	4.3 × 10 ⁵	8	4.7 × 10 ⁵	9	4.1 × 10 ⁵	9	3.2 × 10 ⁵	9	7.6
livegraph	5.6 × 10 ³	8	2.3 × 10 ⁵	8	1.8 × 10 ⁶	5	6.3 × 10 ⁶	4	7.5 × 10 ⁶	3	9.0 × 10 ⁶	4	9.2 × 10 ⁶	4	5.1
llama	1.5 × 10 ⁴	7	2.5 × 10 ⁵	7	1.8 × 10 ⁵	8	2.8 × 10 ⁵	9	5.8 × 10 ⁵	8	8.6 × 10 ⁵	8	9.0 × 10 ⁵	8	7.9
pcsr	7.6 × 10 ⁵	2	8.9 × 10 ⁵	4	9.4 × 10 ⁵	6	1.0 × 10 ⁶	6	1.0 × 10 ⁶	7	9.7 × 10 ⁵	7	9.9 × 10 ⁵	7	5.6
graphone	1.6 × 10 ⁶	1	6.0 × 10 ⁶	1	7.5 × 10 ⁶	2	7.1 × 10 ⁶	3	7.2 × 10 ⁶	4	8.0 × 10 ⁶	5	7.9 × 10 ⁶	5	3.0
SoCo	2.8 × 10 ⁵	4	4.9 × 10 ⁶	2	3.0 × 10 ⁷	1	3.2 × 10 ⁷	1	4.2 × 10 ⁷	1	3.7 × 10 ⁷	1	4.2 × 10 ⁷	2	1.6

Table 6: Ablation Experiment of PageRank

	Coro	Origin	Speedup	ISI	Speedup
Hollywood	1.644	1.849	1.125×	2.021	1.230×
Livejournal	1.615	1.889	1.170×	2.224	1.377×
UK-2002	3.217	3.886	1.208×	4.411	1.371×
UK-2005	15.785	15.243	0.966×	18.345	1.162×
Com-friendster	67.012	75.575	1.128×	84.249	1.257×

Table 7: Ablation Experiment of SSSP

	Coro	Origin	Speedup	ISI	Speedup
Hollywood	1.047	1.611	1.538×	1.728	1.650×
Livejournal	1.046	1.786	1.707×	1.917	1.833×
UK-2002	3.499	5.166	1.476×	5.342	1.526×
UK-2005	13.381	19.540	1.460×	20.777	1.553×
Com-friendster	71.325	87.030	1.220×	95.668	1.341×

Table 8: Ablation Experiment of Batch Insertions

	ISI-BI	Origin-BI	I/O
Hollywood	4.1 × 10 ⁷	3.4 × 10 ⁷	1.193×
Livejournal	4.2 × 10 ⁷	2.6 × 10 ⁷	1.582×
UK-2002	4.4 × 10 ⁷	3.3 × 10 ⁷	1.352×
UK-2005	3.3 × 10 ⁷	2.4 × 10 ⁷	1.387×
Com-friendster	3.6 × 10 ⁷	2.9 × 10 ⁷	1.261×

Table 6, Table 7 and Table 8 report the running time/throughput and speedup compared with Origin in PageRank, SSSP and Insertions

respectively. For PageRank and SSSP, we could observe that ISI spends a longer running time compared with Origin due to the additional switching cost. However, if we further employ software prefetches in Coro, the running time reduces and Coro achieves at most 1.707× speedup compared with Origin.

5 CONCLUSION

This paper presents SoCo, a graph storage and software prefetch co-designed system by the employment of coroutines for dynamic graph processing. C++20 coroutines are introduced to the system to achieve conflict-free data prefetching. To benefit more from the software prefetch, several workload-balancing strategies and a prefetch-friendly data structure, CBLIST, are proposed. Extensive experiments on various datasets validate the efficiency of SoCo.

REFERENCES

- [1] Zainab Abbas, Vasiliki Kalavri, Paris Carbone, and Vladimir Vlassov. 2018. Streaming Graph Partitioning: An Experimental Study. *Proc. VLDB Endow.* 11, 11 (2018), 1590–1603. <https://doi.org/10.14778/3236187.3236208>
- [2] Scott Beamer, Krste Asanovic, and David A. Patterson. 2015. Locality Exists in Graph Processing: Workload Characterization on an Ivy Bridge Server. In *2015 IEEE International Symposium on Workload Characterization, IISWC 2015, Atlanta, GA, USA, October 4-6, 2015*. IEEE Computer Society, 56–65. <https://doi.org/10.1109/IISWC.2015.12>
- [3] Venkatesan T. Chakaravarthy, Fabio Checconi, Prakash Murali, Fabrizio Petrini, and Yogish Sabharwal. 2017. Scalable Single Source Shortest Path Algorithms for Massively Parallel Systems. *IEEE Trans. Parallel Distributed Syst.* 28, 7 (2017), 2031–2045. <https://doi.org/10.1109/TPDS.2016.2634535>
- [4] Jamison D. Collins, Suleyman Sair, Brad Calder, and Dean M. Tullsen. 2002. Pointer cache assisted prefetching. In *Proceedings of the 35th Annual International Symposium on Microarchitecture, Istanbul, Turkey, November 18-22, 2002*, Erik R. Altman, Kemal Ebcioğlu, Scott A. Mahlke, B. Ramakrishna Rau, and Sanjay J. Patel (Eds.). ACM/IEEE Computer Society, 62–73. <https://doi.org/10.1109/MICRO.2002.1176239>

- [5] Douglas Comer. 1979. The Ubiquitous B-Tree. *ACM Comput. Surv.* 11, 2 (1979), 121–137. <https://doi.org/10.1145/356770.356776>
- [6] Laxman Dhulipala, Guy E. Blelloch, and Julian Shun. 2019. Low-latency graph streaming using compressed purely-functional trees. In *Proceedings of the 40th ACM SIGPLAN Conference on Programming Language Design and Implementation, PLDI 2019, Phoenix, AZ, USA, June 22-26, 2019*, Kathryn S. McKinley and Kathleen Fisher (Eds.). ACM, 918–934. <https://doi.org/10.1145/3314221.3314598>
- [7] Bolin Ding, Kai Zeng, and Wenyuan Yu. 2020. Alibaba Sponsor Talk at VLDB.
- [8] David Ediger, Robert McColl, E. Jason Riedy, and David A. Bader. 2012. STINGER: High performance data structure for streaming graphs. (2012), 1–5. <https://doi.org/10.1109/HPEC.2012.6408680>
- [9] Assaf Eisenman, Ludmila Cherkasova, Guilherme Magalhaes, Qiong Cai, Paolo Faraboschi, and Sachin Katti. 2016. Parallel Graph Processing: Prejudice and State of the Art. In *Proceedings of the 7th ACM/SPEC International Conference on Performance Engineering, ICPE 2016, Delft, The Netherlands, March 12-16, 2016*, Alberto Avritzer, Alexandru Iosup, Xiaoyun Zhu, and Steffen Becker (Eds.). ACM, 85–90. <https://doi.org/10.1145/2851553.2851572>
- [10] Babak Falsafi and Thomas F. Wenisch. 2014. *A Primer on Hardware Prefetching*. Morgan & Claypool Publishers. <https://doi.org/10.2200/S00581ED1V01Y201405CAC028>
- [11] Wenfei Fan, Wenyuan Yu, Jingbo Xu, Jingren Zhou, Xiaojian Luo, Qiang Yin, Ping Lu, Yang Cao, and Ruiqi Xu. 2018. Parallelizing Sequential Graph Computations. *ACM Trans. Database Syst.* 43, 4 (2018), 18:1–18:39. <https://doi.org/10.1145/3282488>
- [12] Guanyu Feng, Zixuan Ma, Daixuan Li, Xiaowei Zhu, Yanzheng Cai, Wentao Han, and Wenguang Chen. 2020. RisGraph: A Real-Time Streaming System for Evolving Graphs. *CoRR abs/2004.00803* (2020). arXiv:2004.00803 <https://arxiv.org/abs/2004.00803>
- [13] Joseph E. Gonzalez, Yucheng Low, Haijie Gu, Danny Bickson, and Carlos Guestrin. 2012. PowerGraph: Distributed Graph-Parallel Computation on Natural Graphs. In *10th USENIX Symposium on Operating Systems Design and Implementation, OSDI 2012, Hollywood, CA, USA, October 8-10, 2012*, Chandu Thekkath and Amin Vahdat (Eds.). USENIX Association, 17–30. <https://www.usenix.org/conference/osdi12/technical-sessions/presentation/gonzalez>
- [14] Pankaj Gupta, Venu Satuluri, Ajeet Grewal, Siva Gurumurthy, Volodymyr Zhabniuk, Quannan Li, and Jimmy Lin. 2014. Real-Time Twitter Recommendation: Online Motif Detection in Large Dynamic Graphs. *Proc. VLDB Endow.* 7, 13 (2014), 1379–1380. <https://doi.org/10.14778/2733004.2733010>
- [15] Yongjun He, Jiacheng Lu, and Tianzheng Wang. 2020. CoroBase: Coroutine-Oriented Main-Memory Database Engine. *Proc. VLDB Endow.* 14, 3 (2020), 431–444. <https://doi.org/10.5555/3430915.3442440>
- [16] ISO/IEC. 2017. Technical Specification — C++ Extensions for Coroutines. <https://www.iso.org/standard/73008.html>
- [17] Nilesh Jain, Guangdeng Liao, and Theodore L. Willke. 2013. GraphBuilder: scalable graph ETL framework. In *First International Workshop on Graph Data Management Experiences and Systems, GRADES 2013, co-located with SIGMOD/PODS 2013, New York, NY, USA, June 24, 2013*, Peter A. Boncz and Thomas Neumann (Eds.). CWI/ACM, 4. <https://doi.org/10.1145/2484425.2484429>
- [18] Christopher Jonathan, Umar Farooq Minhas, James Hunter, Justin J. Levandoski, and Gor V. Nishanov. 2018. Exploiting Coroutines to Attack the “Killer Nanoseconds”. *Proc. VLDB Endow.* 11, 11 (2018), 1702–1714. <https://doi.org/10.14778/3236187.3236216>
- [19] Pradeep Kumar and H. Howie Huang. 2020. GraphOne: A Data Store for Real-time Analytics on Evolving Graphs. *ACM Trans. Storage* 15, 4 (2020), 29:1–29:40. <https://doi.org/10.1145/3364180>
- [20] Dean De Leo and Peter A. Boncz. 2021. Teseo and the Analysis of Structural Dynamic Graphs. *Proc. VLDB Endow.* 14, 6 (2021), 1053–1066. <https://doi.org/10.14778/3447689.3447708>
- [21] Chi-Keung Luk and Todd C. Mowry. 1996. Compiler-Based Prefetching for Recursive Data Structures. In *ASPLOS-VII Proceedings - Seventh International Conference on Architectural Support for Programming Languages and Operating Systems, Cambridge, Massachusetts, USA, October 1-5, 1996*, Bill Dally and Susan J. Eggers (Eds.). ACM Press, 222–233. <https://doi.org/10.1145/237090.237190>
- [22] Peter Macko, Virendra J. Marathe, Daniel W. Margo, and Margo I. Seltzer. 2015. LLAMA: Efficient graph analytics using Large Multiversioned Arrays. In *31st IEEE International Conference on Data Engineering, ICDE 2015, Seoul, South Korea, April 13-17, 2015*, Johannes Gehrke, Wolfgang Lehner, Kyuseok Shim, Sang Kyun Cha, and Guy M. Lohman (Eds.). IEEE Computer Society, 363–374. <https://doi.org/10.1109/ICDE.2015.7113298>
- [23] Anil Pacaci and M. Tamer Özsu. 2019. Experimental Analysis of Streaming Algorithms for Graph Partitioning. In *Proceedings of the 2019 International Conference on Management of Data, SIGMOD Conference 2019, Amsterdam, The Netherlands, June 30 - July 5, 2019*, Peter A. Boncz, Stefan Manegold, Anastasia Ailamaki, Amol Deshpande, and Tim Kraska (Eds.). ACM, 1375–1392. <https://doi.org/10.1145/3299869.3300076>
- [24] Larry Page, Sergey Brin, and R Motwani. 1998. Winograd., T. The pagerank citation ranking: bringing order to the web. *Unpublished manuscript* (1998).
- [25] Prashant Pandey, Brian Wheatman, Helen Xu, and Aydin Buluç. 2021. Terrace: A Hierarchical Graph Container for Skewed Dynamic Graphs. In *SIGMOD '21: International Conference on Management of Data, Virtual Event, China, June 20-25, 2021*, Guoliang Li, Zhanhuai Li, Stratos Idreos, and Divesh Srivastava (Eds.). ACM, 1372–1385. <https://doi.org/10.1145/3448016.3457313>
- [26] Fabio Petroni, Leonardo Querzoni, Khuzaima Daudjee, Shahin Kamali, and Giorgio Iacononi. 2015. HDRF: Stream-Based Partitioning for Power-Law Graphs. In *Proceedings of the 24th ACM International Conference on Information and Knowledge Management, CIKM 2015, Melbourne, VIC, Australia, October 19 - 23, 2015*, James Bailey, Alistair Moffat, Charu C. Aggarwal, Maarten de Rijke, Ravi Kumar, Vanessa Murdock, Timos K. Sellis, and Jeffrey Xu Yu (Eds.). ACM, 243–252. <https://doi.org/10.1145/2806416.2806424>
- [27] Georgios Psaropoulos, Thomas Legler, Norman May, and Anastasia Ailamaki. 2017. Interleaving with Coroutines: A Practical Approach for Robust Index Joins. *Proc. VLDB Endow.* 11, 2 (2017), 230–242. <https://doi.org/10.14778/3149193.3149202>
- [28] Xiafei Qiu, Wubin Cen, Zhengping Qian, You Peng, Ying Zhang, Xuemin Lin, and Jingren Zhou. 2018. Real-time Constrained Cycle Detection in Large Dynamic Graphs. *Proc. VLDB Endow.* 11, 12 (2018), 1876–1888. <https://doi.org/10.14778/3229863.3229874>
- [29] Amir Roth, Andreas Moshovos, and Gurindar S. Sohi. 1998. Dependence based prefetching for linked data structures. In *Proceedings of the eighth international conference on Architectural support for programming languages and operating systems*. <https://doi.org/10.1145/291069.291034>
- [30] Amir Roth and Gurindar S. Sohi. 1999. Effective Jump-Pointer Prefetching for Linked Data Structures. In *Proceedings of the 26th Annual International Symposium on Computer Architecture, ISCA 1999, Atlanta, Georgia, USA, May 2-4, 1999*, Allan Gottlieb and William J. Dally (Eds.). IEEE Computer Society, 111–121. <https://doi.org/10.1109/ISCA.1999.765944>
- [31] Siddhartha Sahu, Amine Mhedhbi, Semih Salihoglu, Jimmy Lin, and M. Tamer Özsu. 2017. The Ubiquity of Large Graphs and Surprising Challenges of Graph Processing. *Proc. VLDB Endow.* 11, 4 (2017), 420–431. <https://doi.org/10.1145/3186728.3186139>
- [32] Aneesh Sharma, Jerry Jiang, Praveen Bommannavar, Brian Larson, and Jimmy Lin. 2016. GraphJet: Real-Time Content Recommendations at Twitter. *Proc. VLDB Endow.* 9, 13 (2016), 1281–1292. <https://doi.org/10.14778/3007263.3007267>
- [33] Isabelle Stanton and Gabriel Kliot. 2012. Streaming graph partitioning for large distributed graphs. In *The 18th ACM SIGKDD International Conference on Knowledge Discovery and Data Mining, KDD '12, Beijing, China, August 12-16, 2012*, Qiang Yang, Deepak Agarwal, and Jian Pei (Eds.). ACM, 1222–1230. <https://doi.org/10.1145/2339530.2339722>
- [34] Charalampos E. Tsourakakis, Christos Gkantsidis, Bozidar Radunovic, and Milan Vojnovic. 2014. FENNEL: streaming graph partitioning for massive scale graphs. In *Seventh ACM International Conference on Web Search and Data Mining, WSDM 2014, New York, NY, USA, February 24-28, 2014*, Ben Carterette, Fernando Diaz, Carlos Castillo, and Donald Metzler (Eds.). ACM, 333–342. <https://doi.org/10.1145/2556195.2556213>
- [35] Hao Wei, Jeffrey Xu Yu, Can Lu, and Xuemin Lin. 2016. Speedup Graph Processing by Graph Ordering. In *Proceedings of the 2016 International Conference on Management of Data, SIGMOD Conference 2016, San Francisco, CA, USA, June 26 - July 01, 2016*, Fatma Özcan, Georgia Koutrika, and Sam Madden (Eds.). ACM, 1813–1828. <https://doi.org/10.1145/2882903.2915220>
- [36] Brian Wheatman and Helen Xu. 2018. Packed Compressed Sparse Row: A Dynamic Graph Representation. In *2018 IEEE High Performance Extreme Computing Conference, HPEC 2018, Waltham, MA, USA, September 25-27, 2018*. IEEE, 1–7. <https://doi.org/10.1109/HPEC.2018.8547566>
- [37] Cong Xie, Ling Yan, Wu-Jun Li, and Zhihua Zhang. 2014. Distributed Power-law Graph Computing: Theoretical and Empirical Analysis. In *Advances in Neural Information Processing Systems 27: Annual Conference on Neural Information Processing Systems 2014, December 8-13 2014, Montreal, Quebec, Canada*, Zoubin Ghahramani, Max Welling, Corinna Cortes, Neil D. Lawrence, and Kilian Q. Weinberger (Eds.). 1673–1681. <https://proceedings.neurips.cc/paper/2014/hash/67d16d00201083a2b118dd5128dd6f59-Abstract.html>
- [38] Chenzi Zhang, Fan Wei, Qin Liu, Zhihao Gavin Tang, and Zhenguo Li. 2017. Graph Edge Partitioning via Neighborhood Heuristic. In *Proceedings of the 23rd ACM SIGKDD International Conference on Knowledge Discovery and Data Mining, Halifax, NS, Canada, August 13 - 17, 2017*. ACM, 605–614. <https://doi.org/10.1145/3097983.3098033>
- [39] Xiaowei Zhu, Wenguang Chen, Weimin Zheng, and Xiaosong Ma. 2016. Gemini: A Computation-Centric Distributed Graph Processing System. In *12th USENIX Symposium on Operating Systems Design and Implementation, OSDI 2016, Savannah, GA, USA, November 2-4, 2016*, Kimberly Keeton and Timothy Roscoe (Eds.). USENIX Association, 301–316. <https://www.usenix.org/conference/osdi16/technical-sessions/presentation/zhu>
- [40] Xiaowei Zhu, Marco Serafini, Xiaosong Ma, Ashraf Aboulnaga, Wenguang Chen, and Guanyu Feng. 2020. LiveGraph: A Transactional Graph Storage System with Purely Sequential Adjacency List Scans. *Proc. VLDB Endow.* 13, 7 (2020), 1020–1034. <https://doi.org/10.14778/3384345.3384351>