

# GVE-Leiden: Fast Leiden Algorithm for Community Detection in Shared Memory Setting

Subhajit Sahu

subhajit.sahu@research.iiit.ac.in

IIIT Hyderabad

Hyderabad, Telangana, India

## ABSTRACT

Community detection is the problem of identifying natural divisions in networks. Efficient parallel algorithms for identifying such divisions is critical in a number of applications, where the size of datasets have reached significant scales. This technical report presents an optimized parallel implementation of Leiden, a high quality community detection method, for shared memory multicore systems. On a server equipped with dual 16-core Intel Xeon Gold 6226R processors, our Leiden, which we term as GVE-Leiden, outperforms the original Leiden, igraph Leiden, and NetworKit Leiden by 373×, 86×, and 7.2× respectively - achieving a processing rate of 352M edges/s on a 3.8B edge graph. Compared to GVE-Louvain, our optimized parallel Louvain implementation, GVE-Leiden achieves an 11× reduction in disconnected communities, with only a 36% increase in runtime. In addition, GVE-Leiden improves performance at an average rate of 1.6× for every doubling of threads.

## KEYWORDS

Community detection, Parallel Leiden algorithm

## 1 INTRODUCTION

Community detection is the problem of identifying subsets of vertices that exhibit higher connectivity among themselves than with the rest of the network. The identified communities are intrinsic when based on network topology alone, and are disjoint when each vertex belongs to only one community. These communities, also known as clusters, shed light on the organization and functionality of the network. It is an NP-hard problem with applications in topic discovery, protein annotation, recommendation systems, and targeted advertising [10]. The Louvain method [2] is a popular heuristic-based approach for community detection. It employs a two-phase approach, comprising a local-moving phase and an aggregation phase, to iteratively optimize the modularity metric — a measure of community quality [18].

Despite its popularity, the Louvain method has been observed to produce internally-disconnected and badly connected communities. To address these shortcomings, Traag et al. [30] propose the Leiden algorithm. It introduces an additional refinement phase between the local-moving and aggregation phases. The refinement phase allows vertices to explore and potentially form sub-communities within the communities identified during the local-moving phase. This enables the Leiden algorithm to identify well-connected communities [30].

However, applying the original Leiden algorithm to massive graphs has raised computational bottlenecks, mainly due to its inherently sequential nature — similar to the Louvain method [11]. In contexts where scalability is paramount, the development of an

optimized parallel Leiden algorithm becomes imperative — especially in the multicore/shared memory setting, due to its energy efficiency and the prevalence of hardware with large memory sizes. Further, existing studies on parallel Leiden algorithm [19, 31] propose a number of parallelization techniques, but do not address optimization for the aggregation phase of the Leiden algorithm, which emerges as a bottleneck after the local-moving phase of the algorithm has been optimized. In addition, a number of optimization techniques that apply to the Louvain method also apply to the Leiden algorithm.

## 1.1 Our Contributions

This report introduces GVE-Leiden<sup>1</sup>, an optimized parallel implementation of the Leiden algorithm for community detection on shared memory multicores. On a machine with two 16-core Intel Xeon Gold 6226R processors, GVE-Leiden achieves a processing rate of 352M edges/s on a 3.8B edge graph, and outperforms the original Leiden implementation, igraph Leiden, and NetworKit Leiden by 373×, 86×, and 7.2× respectively, while identifying communities of the same quality as the first two implementations, and 26% higher quality than NetworKit. Compared to GVE-Louvain, our optimized parallel Louvain implementation, GVE-Leiden achieves an 11-fold reduction in internally-disconnected communities, with only a 36% increase in computation time. With doubling of threads, GVE-Leiden exhibits an average performance scaling of 1.6×.

## 2 RELATED WORK

The Louvain method, introduced by Blondel et al. [2] from the University of Louvain, is a greedy modularity-optimization based algorithm for community detection [13]. While it is favored for identifying communities with high modularity, it often results in internally disconnected communities. This occurs when a vertex, acting as a bridge, moves to another community during iterations. Further iterations aggravate the problem, without decreasing the quality function. Further, the Louvain method may identify communities that are not well connected, i.e., splitting certain communities could improve the quality score — such as modularity [30].

To address these limitations, Traag et al. [30] from the University of Leiden, propose the Leiden algorithm. It introduces a *refinement phase* after the local-moving phase, where vertices within each community undergo additional local moves in a randomized fashion proportional to the delta-modularity of the move. This allows vertices to find sub-communities within those obtained from the local-moving phase. The Leiden algorithm guarantees that the identified communities are both well separated (like the Louvain

<sup>1</sup><https://github.com/puzzlef/leiden-communities-openmp>

method) and well connected. When communities have converged, it is guaranteed that all vertices are optimally assigned, and all communities are subset optimal [30]. Shi et al. [26] also introduce an additional refinement phase after the local-moving phase with the Louvain method, which they observe minimizes bad clusters. It should however be noted that methods relying on modularity maximization are known to suffer from resolution limit problem, which prevents identification of communities of certain sizes [8, 30]. This can be overcome by using an alternative quality function, such as the Constant Potts Model (CPM) [29].

We now discuss a number of algorithmic improvements proposed for the Louvain method, that also apply to the Leiden algorithm. These include ordering of vertices based on importance [1], attempting local move only on likely vertices [20, 23, 26, 35], early pruning of non-promising candidates [11, 23, 34, 35], moving vertices to a random neighbor community [28], subnetwork refinement [30, 32], multilevel refinement [7, 22, 26], threshold cycling [9], threshold scaling [11, 15, 17], and early termination [9].

A number of parallelization techniques have been attempted for the Louvain method, that may also be applied to the Leiden algorithm. These include using adaptive parallel thread assignment [6, 16, 17, 25], parallelizing the costly first iteration [33], ordering vertices via graph coloring [11], performing iterations asynchronously [21, 26], using vector based hashables [11], and using sort-reduce instead of hashing [4].

A few open source implementations and software packages have been developed for community detection using Leiden algorithm. The original implementation of the Leiden algorithm [30], called `libleidenalg`, is written in C++ and has a Python interface called `leidenalg`. `NetworKit` [27] is a software package designed for analyzing the structural aspects of graph data sets with billions of connections. It utilizes a hybrid with C++ kernels and a Python frontend. The package features a parallel implementation of the Leiden algorithm by Nguyen [19] which uses global queues for vertex pruning, and vertex and community locking for updating communities. `igraph` [5] is a similar package, written in C, with Python, R, and Mathematica frontends. It is widely used in academic research, and includes an implementation of the Leiden algorithm.

### 3 PRELIMINARIES

Consider an undirected graph  $G(V, E, w)$  with  $V$  representing the set of vertices,  $E$  the set of edges, and  $w_{ij} = w_{ji}$  denoting the weight associated with each edge. In the case of an unweighted graph, we assume unit weight for each edge ( $w_{ij} = 1$ ). Additionally, the neighbors of a vertex  $i$  are denoted as  $J_i = \{j \mid (i, j) \in E\}$ , the weighted degree of each vertex as  $K_i = \sum_{j \in J_i} w_{ij}$ , the total number of vertices as  $N = |V|$ , the total number of edges as  $M = |E|$ , and the sum of edge weights in the undirected graph as  $m = \sum_{i, j \in V} w_{ij}/2$ .

#### 3.1 Community detection

Disjoint community detection is the process of identifying a community membership mapping,  $C : V \rightarrow \Gamma$ , where each vertex  $i \in V$  is assigned a community-id  $c \in \Gamma$ , where  $\Gamma$  is the set of community-ids. We denote the vertices of a community  $c \in \Gamma$  as  $V_c$ , and the community that a vertex  $i$  belongs to as  $C_i$ . Further, we denote the neighbors of vertex  $i$  belonging to a community  $c$  as

$J_{i \rightarrow c} = \{j \mid j \in J_i \text{ and } C_j = c\}$ , the sum of those edge weights as  $K_{i \rightarrow c} = \sum_{j \in J_{i \rightarrow c}} w_{ij}$ , the sum of weights of edges within a community  $c$  as  $\sigma_c = \sum_{(i, j) \in E \text{ and } C_i=C_j=c} w_{ij}$ , and the total edge weight of a community  $c$  as  $\Sigma_c = \sum_{(i, j) \in E \text{ and } C_i=c} w_{ij}$  [14].

#### 3.2 Modularity

Modularity serves as a metric for assessing the quality of communities identified by heuristic-based community detection algorithms. It is computed as the difference between the fraction of edges within communities and the expected fraction if edges were randomly distributed, yielding a range of  $[-0.5, 1]$  where higher values indicate better results [3]. The modularity  $Q$  of identified communities is determined using Equation 1, where  $\delta$  represents the Kronecker delta function ( $\delta(x, y) = 1$  if  $x = y$ , 0 otherwise). The *delta modularity* of moving a vertex  $i$  from community  $d$  to community  $c$ , denoted as  $\Delta Q_{i:d \rightarrow c}$ , can be computed using Equation 2.

$$Q = \frac{1}{2m} \sum_{(i, j) \in E} \left[ w_{ij} - \frac{K_i K_j}{2m} \right] \delta(C_i, C_j) = \sum_{c \in \Gamma} \left[ \frac{\sigma_c}{2m} - \left( \frac{\Sigma_c}{2m} \right)^2 \right] \quad (1)$$

$$\Delta Q_{i:d \rightarrow c} = \frac{1}{m} (K_{i \rightarrow c} - K_{i \rightarrow d}) - \frac{K_i}{2m^2} (K_i + \Sigma_c - \Sigma_d) \quad (2)$$

#### 3.3 Louvain algorithm

The Louvain method [2] is an agglomerative algorithm that optimizes modularity to identify high quality disjoint communities in large networks. It has a time complexity of  $O(L|E|)$ , where  $L$  is the total number of iterations performed, and a space complexity of  $O(|V| + |E|)$  [13]. This algorithm comprises two phases: the *local-moving phase*, in which each vertex  $i$  greedily decides to join the community of one of its neighbors  $j \in J_i$  to maximize the increase in modularity  $\Delta Q_{i:C_i \rightarrow C_j}$  (using Equation 2), and the *aggregation phase*, where all vertices in a community are merged into a single super-vertex. These phases constitute one pass, which is repeated until there is no further increase in modularity is observed [2, 14].

#### 3.4 Leiden algorithm

As mentioned earlier, the Louvain method, while effective, may identify internally disconnected communities and arbitrarily badly connected ones. Traag et al. [30] proposed the Leiden algorithm to address these issues. The algorithm introduces a *refinement phase* subsequent to the local-moving phase, wherein vertices within each community undergo additional updates to their community membership within their community bounds (obtained from the local-moving phase), starting from a singleton community. This is performed in a randomized manner, with the probability of joining a neighboring community within its community bound being proportional to the delta-modularity of the move. This facilitates the identification of sub-communities within those obtained from the local-moving phase. The Leiden algorithm not only guarantees that all communities are well separated (akin to the Louvain method), but also are well connected. Once communities have converged, it is guaranteed that all vertices are optimally assigned, and all communities are subset optimal [30]. It has a time complexity of  $O(L|E|)$ , where  $L$  is the total number of iterations performed, and a space complexity of  $O(|V| + |E|)$ , similar to the Louvain method.

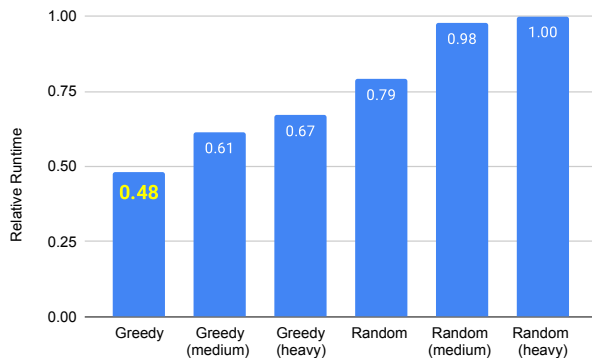
## 4 APPROACH

### 4.1 Optimizations for Leiden algorithm

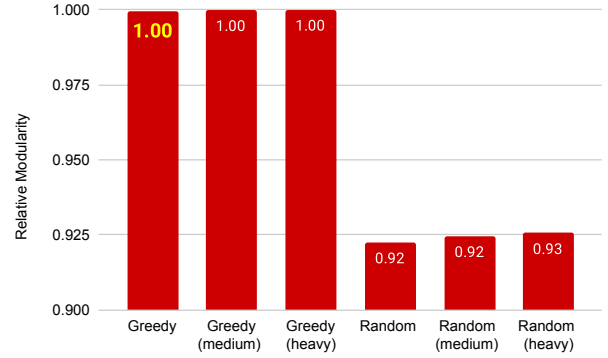
We extend our optimization techniques, originally designed for the Louvain method [24], to the Leiden algorithm. Specifically, we implement an *asynchronous* version of the Leiden algorithm, allowing threads to operate independently on distinct sections of the graph. While this approach promotes faster convergence, it also introduces variability into the final result [26]. To ensure efficient computations, we allocate a dedicated hashtable per thread. These hashtables serve two main purposes: they keep track of the delta-modularity associated with moving to each community connected to a vertex during the local-moving/refinement phases, and they record the total edge weight between super-vertices in the aggregation phase of the algorithm [24].

Our optimizations encompass several strategies, including utilizing OpenMP’s *dynamic* loop scheduling, capping the number of iterations per pass at 20, employing a tolerance drop rate of 10 (threshold scaling), initiating with a tolerance of 0.01, using an aggregation tolerance of 0.8 to avoid performing aggregations of minimal utility, implementing flag-based vertex pruning (instead of a queue-based one [19]), utilizing parallel prefix sum, and using preallocated Compressed Sparse Row (CSR) data structures for identifying community vertices and storing the super-vertex graph during aggregation. Additionally, we employ fast collision-free per-thread hashtables, well separated in their memory addresses [24].

We attempt two approaches of the Leiden algorithm. One uses a *greedy refinement phase* where vertices greedily optimize for delta-modularity (within their community bounds), while the other uses a *randomized refinement phase* (using fast *xorshift32* random number generators), where the likelihood of selection of a community to move to (by a vertex) is proportional to its delta-modularity, as originally proposed [30]. Our results, shown in Figures 1 and 2, indicate the *greedy approach* performs the best on average, both in terms of runtime and modularity. We also try medium and heavy variants for both approaches, which disables threshold scaling and aggregation tolerance (including threshold scaling) respectively. However, we do not find them to perform well overall.



**Figure 1: Average relative runtime for the greedy and random approaches (including medium and heavy variants) of parallel Leiden algorithm for all graphs in the dataset.**



**Figure 2: Average relative modularity for the greedy and random approaches (including medium and heavy variants) of parallel Leiden algorithm for all graphs in the dataset.**

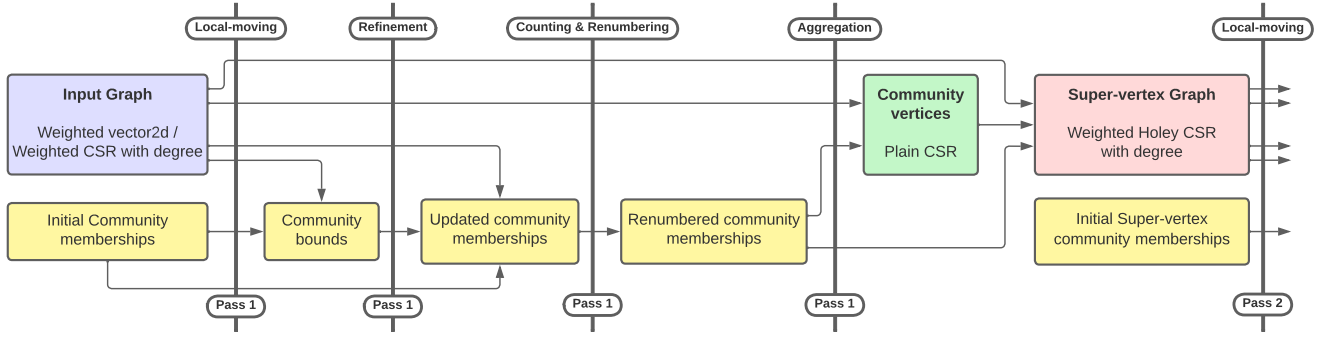
### 4.2 Our optimized Leiden implementation

We now explain the implementation of GVE-Leiden in Algorithms 1, 2, 3, and 4. A flow diagram illustrating the first pass of GVE-Leiden is shown in Figure 3.

**4.2.1 Main step of GVE-Leiden.** The main step of GVE-Leiden (`leiden()` function) is outlined in Algorithm 1. It encompasses initialization, the local-moving phase, the refinement phase, and the aggregation phase. Here, the `leiden()` function accepts the input graph  $G$ , and returns the community membership  $C$  of each vertex. In line 2, we first initialize the community membership  $C$  for each vertex in  $G$ , and perform passes of the Leiden algorithm, limited to `MAX_PASSES` (lines 3-14). During each pass, we initialize the total edge weight of each vertex  $K'$ , the total edge weight of each community  $\Sigma'$ , and the community membership  $C'$  of each vertex in the current graph  $G'$  (line 4).

Subsequently, in line 5, we perform the local-moving phase by invoking `leidenMove()` (Algorithm 2), which optimizes community assignments. Following this, we set the *community bound* of each vertex (for the refinement phase) as the community membership of each vertex just obtained, and reset the membership of each vertex, and the total weight of each community as singleton vertices in line 6. In line 7, the refinement phase is carried out by invoking `leidenRefine()` (Algorithm 3), which optimizes the community assignment of each vertex within its community bound. If either the local-moving or the refinement phase converged in a single iteration, global convergence is implied and we terminate the passes (line 8). Further, if the drop in community count  $|\Gamma|$  is marginal, we halt at the current pass (line 10).

If convergence has not been achieved, we proceed to renumber communities (line 11), update top-level community memberships  $C$  with dendrogram lookup (line 12), perform the aggregation phase by calling `leidenAggregate()` (Algorithm 4), and adjust the convergence threshold for subsequent passes, i.e., perform threshold scaling (line 14). The next pass commences in line 3. At the end of all passes, we perform a final update of the top-level community memberships  $C$  with dendrogram lookup (line 15), and return the top-level community membership  $C$  of each vertex in  $G$ .



**Figure 3:** A flow diagram illustrating the first pass of GVE-Leiden for either a Weighted 2D-vector-based or a Weighted CSR with degree-based input graph. In the local-moving phase, vertex community memberships are updated to obtain community bounds for the refinement phase, until the cumulative delta-modularity change across all vertices reaches a specified threshold. Then, in the refinement phase, the each vertex starts in a singleton community, and community memberships are updated similarly to the local-moving phase, with vertices changing communities within their bounds. These community memberships are then counted and renumbered. In the aggregation phase, community vertices in a CSR are first obtained. This is used to create the super-vertex graph stored in a Weighted Holy CSR with degree. Subsequent passes use a Weighted Holy CSR with degree and initial community memberships for super-vertices from the previous pass as input.

---

**Algorithm 1** GVE-Leiden: Our parallel Leiden algorithm.
 

---

- ▷  $G$ : Input graph
- ▷  $C$ : Community membership of each vertex
- ▷  $G'$ : Input/super-vertex graph
- ▷  $C'$ : Community membership of each vertex in  $G'$
- ▷  $K'$ : Total edge weight of each vertex
- ▷  $\Sigma'$ : Total edge weight of each community
- $G'_{C'}$ : Community vertices (CSR)
- $H_t$ : Collision-free per-thread hashtable
- $l_i, l_j$ : Number of iterations performed (per pass)
- $l_p$ : Number of passes performed
- $\tau$ : Per iteration tolerance
- $\tau_{agg}$ : Aggregation tolerance

```

1: function LEIDEN( $G$ )
2:   Vertex membership:  $C \leftarrow [0..|V|]$ ;  $G' \leftarrow G$ 
3:   for all  $l_p \in [0..MAX\_PASSES)$  do
4:      $\Sigma' \leftarrow K' \leftarrow vertexWeights(G')$ ;  $C' \leftarrow [0..|V'|]$ 
5:      $l_i \leftarrow leidenMove(G', C', K', \Sigma', \tau)$ 
6:      $C'_B \leftarrow C'$ ;  $C' \leftarrow [0..|V'|]$ ;  $\Sigma' \leftarrow K'$ 
7:      $l_j \leftarrow leidenRefine(G', C'_B, C', K', \Sigma', \tau)$ 
8:     if  $l_i + l_j \leq 1$  then break      ▷ Globally converged?
9:      $|\Gamma|, |\Gamma_{old}| \leftarrow$  Number of communities in  $C, C'$ 
10:    if  $|\Gamma|/|\Gamma_{old}| > \tau_{agg}$  then break  ▷ Low shrink?
11:     $C' \leftarrow$  Renumber communities in  $C'$ 
12:     $C \leftarrow$  Lookup dendrogram using  $C$  to  $C'$ 
13:     $G' \leftarrow leidenAggregate(G', C')$ 
14:     $\tau \leftarrow \tau/TOLERANCE\_DROP$       ▷ Threshold scaling
15:     $C \leftarrow$  Lookup dendrogram using  $C$  to  $C'$ 
16:  return  $C$ 

```

---



---

**Algorithm 2** Local-moving phase of GVE-Leiden.
 

---

- ▷  $G'$ : Input/super-vertex graph
- ▷  $C'$ : Community membership of each vertex
- ▷  $K'$ : Total edge weight of each vertex
- ▷  $\Sigma'$ : Total edge weight of each community
- $G'_{C'}$ : Community vertices (CSR)
- $H_t$ : Collision-free per-thread hashtable
- $l_i$ : Number of iterations performed
- $\tau$ : Per iteration tolerance

```

1: function LEIDENMOVE( $G', C', K', \Sigma', \tau$ )
2:   Mark all vertices in  $G'$  as unprocessed
3:   for all  $l_i \in [0..MAX\_ITERATIONS)$  do
4:     Total delta-modularity per iteration:  $\Delta Q \leftarrow 0$ 
5:     for all unprocessed  $i \in V'$  in parallel do
6:       Mark  $i$  as processed (prune)
7:        $H_t \leftarrow scanCommunities(\{i\}, G', C', i, false)$ 
8:       ▷ Use  $H_t, K', \Sigma'$  to choose best community
9:        $c^* \leftarrow$  Best community linked to  $i$  in  $G'$ 
10:       $\delta Q^* \leftarrow$  Delta-modularity of moving  $i$  to  $c^*$ 
11:      if  $c^* = C'[i]$  then continue
12:       $\Sigma'[C'[i]] - = K'[i]$ ;  $\Sigma'[c^*] + = K'[i]$  atomic
13:       $C'[i] \leftarrow c^*$ ;  $\Delta Q \leftarrow \Delta Q + \delta Q^*$ 
14:      Mark neighbors of  $i$  as unprocessed
15:    if  $\Delta Q \leq \tau$  then break      ▷ Locally converged?
16:  return  $l_i$ 

17: function SCANCOMMUNITIES( $H_t, G', C', i, self$ )
18:  for all  $(j, w) \in G'.edges(i)$  do
19:    if not self and  $i = j$  then continue
20:     $H_t[C'[j]] \leftarrow H_t[C'[j]] + w$ 
21:  return  $H_t$ 

```

---

**Algorithm 3** Refinement phase of GVE-Leiden.

---

```

▷  $G'$ : Input/super-vertex graph
▷  $C'$ : Community membership of each vertex
▷  $K'$ : Total edge weight of each vertex
▷  $\Sigma'$ : Total edge weight of each community
□  $G'_{C'}$ : Community vertices (CSR)
□  $H_t$ : Collision-free per-thread hashtable
□  $l_j$ : Number of iterations performed
□  $\tau$ : Per iteration tolerance

1: function LEIDENREFINE( $G', C'_B, C', K', \Sigma', \tau$ )
2:   Mark all vertices in  $G'$  as unprocessed
3:   for all  $l_j \in [0..MAX\_ITERATIONS)$  do
4:     Total delta-modularity per iteration:  $\Delta Q \leftarrow 0$ 
5:     for all unprocessed  $i \in V'$  in parallel do
6:       Mark  $i$  as processed (prune)
7:        $H_t \leftarrow \text{scanBounded}(\{i\}, G', C'_B, C', i, \text{false})$ 
8:       ▷ Use  $H_t, K', \Sigma'$  to choose best community
9:        $c^* \leftarrow$  Best community linked to  $i$  in  $G'$  within  $C'_B$ 
10:       $\delta Q^* \leftarrow$  Delta-modularity of moving  $i$  to  $c^*$ 
11:      if  $c^* = C'[i]$  then continue
12:       $\Sigma'[C'[i]] - = K'[i]; \Sigma'[c^*] + = K'[i]$  atomic
13:       $C'[i] \leftarrow c^*; \Delta Q \leftarrow \Delta Q + \delta Q^*$ 
14:      Mark neighbors of  $i$  as unprocessed
15:      if  $\Delta Q \leq \tau$  then break           ▷ Locally converged?
16:   return  $l_j$ 

17: function SCANBOUNDED( $H_t, G', C'_B, C', i, self$ )
18:   for all  $(j, w) \in G'.edges(i)$  do
19:     if not  $self$  and  $i = j$  then continue
20:     if  $C'_B[i] \neq C'_B[j]$  then continue
21:      $H_t[C'[j]] \leftarrow H_t[C'[j]] + w$ 
22:   return  $H_t$ 

```

---

**4.2.2 Local-moving phase of GVE-Leiden.** The pseudocode for the local-moving phase of GVE-Leiden is shown in Algorithm 2, which iteratively moves vertices between communities to maximize modularity. Here, the `leidenMove()` function takes the current graph  $G'$ , community membership  $C'$ , total edge weight of each vertex  $K'$  and each community  $\Sigma'$ , the iteration tolerance  $\tau$  as input, and returns the number of iterations performed  $l_j$ .

Lines 3-15 represent the main loop of the local-moving phase. In line 2, we first mark all vertices as unprocessed. Then, in line 4, we initialize the total delta-modularity per iteration  $\Delta Q$ . Next, in lines 5-14, we iterate over unprocessed vertices in parallel. For each unprocessed vertex  $i$ , we mark  $i$  as processed - vertex pruning (line 6), scan communities connected to  $i$  - excluding self (line 7), determine the best community  $c^*$  to move  $i$  to (line 9), and calculate the delta-modularity of moving  $i$  to  $c^*$  (line 10). We then update the community membership of  $i$  (lines 12-13) and mark its neighbors as unprocessed (line 14) if a better community was found. In line 15, we check if the local-moving phase has converged. If so, we break out of the loop (or if `MAX_ITERATIONS` is reached). At the end, in line 16, we return the number of iterations performed  $l_j$ .

**Algorithm 4** Aggregation phase of GVE-Leiden.

---

```

▷  $G'$ : Input/super-vertex graph
▷  $C'$ : Community membership of each vertex
□  $G'_{C'}$ : Community vertices (CSR)
□  $G''$ : Super-vertex graph (weighted CSR)
□  $*.offsets$ : Offsets array of a CSR graph
□  $H_t$ : Collision-free per-thread hashtable

1: function LEIDENAGGREGATE( $G', C'$ )
2:   ▷ Obtain vertices belonging to each community
3:    $G'_{C'}.offsets \leftarrow \text{countCommunityVertices}(G', C')$ 
4:    $G'_{C'}.offsets \leftarrow \text{exclusiveScan}(G'_{C'}.offsets)$ 
5:   for all  $i \in V'$  in parallel do
6:     Add edge  $(C'[i], i)$  to CSR  $G'_{C'}$  atomically
7:   ▷ Obtain super-vertex graph
8:    $G''.offsets \leftarrow \text{communityTotalDegree}(G', C')$ 
9:    $G''.offsets \leftarrow \text{exclusiveScan}(G''.offsets)$ 
10:   $|\Gamma| \leftarrow$  Number of communities in  $C'$ 
11:  for all  $c \in [0, |\Gamma|)$  in parallel do
12:    if degree of  $c$  in  $G'_{C'} = 0$  then continue
13:     $H_t \leftarrow \{c\}$ 
14:    for all  $i \in G'_{C'}.edges(c)$  do
15:       $H_t \leftarrow \text{scanCommunities}(H, G', C', i, \text{true})$ 
16:    for all  $(d, w) \in H_t$  do
17:      Add edge  $(c, d, w)$  to CSR  $G''$  atomically
18:  return  $G''$ 

```

---

**4.2.3 Refinement phase of GVE-Leiden.** The pseudocode for the refinement phase of GVE-Leiden is presented in Algorithm 2. This is similar to the local-moving phase, but utilizes the obtained community membership of each vertex as a *community bound*, where each vertex must choose to join the community of another vertex within its community bound. At the start of the refinement phase, the community membership of each vertex is reset, such that each vertex belongs to its own community. Here, the `leidenRefine()` function takes the current graph  $G'$ , the community bound of each vertex  $C'_B$ , the initial community membership  $C'$  of each vertex, the total edge weight of each vertex  $K'$ , the initial total edge weight of each community  $\Sigma'$ , and the current per iteration tolerance  $\tau$  as input, and returns the number of iterations performed  $l_j$ .

Lines 3-15 represent the core of the refinement phase. First, we initialize all vertices as unprocessed (line 2). Subsequently, we initialize the per-iteration delta-modularity  $\Delta Q$  (line 4), and iterate over unprocessed vertices in parallel (lines 5-14). For each unprocessed vertex  $i$ , we prune  $i$  (line 6), scan communities connected to  $i$  within the *same community bound* - excluding self (line 7), evaluate the best community  $c^*$  to move  $i$  to (line 9), and compute the delta-modularity of moving  $i$  to  $c^*$  (line 10). If a better community was found, we update the community membership (lines 12-13) of  $i$ , and mark its neighbors as unprocessed (line 14). In line 15, we check if the refinement phase has converged. If so, we stop iterating (or if `MAX_ITERATIONS` is reached). Finally, we return the number of iterations performed  $l_j$  (line 16).

**Algorithm 5** Finding disconnected communities in parallel.

---

```

▷  $G$ : Input graph
▷  $C$ : Community membership of each vertex
□  $D$ : Disconnected flag for each community
□  $S$ : Size of each community
□  $f_{if}$ : Perform BFS to vertex  $j$  if condition satisfied
□  $f_{do}$ : Perform operation after each vertex is visited
□  $reached$ : Number of vertices reachable from  $i$  to  $i$ 's community
□  $work_t$ : Work-list of current thread

1: function DISCONNECTEDCOMMUNITIES( $G, C$ )
2:    $D \leftarrow \{\}$ ;  $vis \leftarrow \{\}$ 
3:    $S \leftarrow \text{communitySizes}(G, C)$ 
4:   for all threads in parallel do
5:     for all  $i \in V$  do
6:        $c \leftarrow C[i]$ ;  $reached \leftarrow 0$ 
7:       ▷ Skip if community  $c$  is empty, or
8:       ▷ does not belong to work-list of current thread.
9:       if  $S[c] = 0$  or  $c \notin work_t$  then continue
10:       $f_{if} \leftarrow (j) \implies C[j] = c$ 
11:       $f_{do} \leftarrow (j) \implies reached \leftarrow reached + 1$ 
12:       $bfsVisitForEach(vis, G, i, f_{if}, f_{do})$ 
13:      if  $reached < S[c]$  then  $D[c] \leftarrow 1$ 
14:       $S[c] \leftarrow 0$ 
15:   return  $D$ 

```

---

4.2.4 *Aggregation phase of GVE-Leiden.* Finally, we show the pseudocode for the aggregation phase in Algorithm 4, where communities are aggregated into super-vertices in preparation for the next pass of the Leiden algorithm (which operates on the super-vertex graph). Here, the `LeidenAggregate()` function takes the current graph  $G'$  and the community membership  $C'$  as input, and returns the super-vertex graph  $G''$ .

In lines 3-4, the offsets array for the community vertices CSR  $G'_C.offsets$  is obtained. This is achieved by initially counting the number of vertices in each community using `countCommunityVertices()` and subsequently performing an exclusive scan on the array. In lines 5-6, a parallel iteration over all vertices is performed to atomically populate vertices belonging to each community into the community graph CSR  $G'_C$ . Following this, the offsets array for the super-vertex graph CSR is obtained by overestimating the degree of each super-vertex. This involves calculating the total degree of each community with `communityTotalDegree()` and performing an exclusive scan on the array (lines 8 to 9). As a result, the super-vertex graph CSR becomes holey, featuring gaps between the edges and weights arrays of each super-vertex in the CSR.

Then, in lines 11 to 17, a parallel iteration over all communities  $c \in [0, |\Gamma|)$  is performed. For each vertex  $i$  belonging to community  $c$ , all communities  $d$  (with associated edge weight  $w$ ), linked to  $i$  as defined by `scanCommunities()` in Algorithm 2, are added to the per-thread hashtable  $H_t$ . Once  $H_t$  is populated with all communities (and associated weights) linked to community  $c$ , these are atomically added as edges to super-vertex  $c$  in the super-vertex graph  $G''$ . Finally, in line 18, we return the super-vertex graph  $G''$ .

### 4.3 Finding disconnected communities

We now outline our parallel algorithm for identifying disconnected communities, given the original graph and the community membership of each vertex. The core concept involves determining the size of each community, selecting a vertex from each community, traversing within the community from that vertex (avoiding adjacent communities), and marking a community as disconnected if all its vertices cannot be reached. We explore four distinct approaches, differing in the use of parallel Depth-First Search (DFS) or Breadth-First Search (BFS) and whether per-thread or shared *visited* flags are employed. If shared visited flags are used, each thread scans all vertices but processes only its assigned community based on the community ID. Our findings suggest that utilizing parallel BFS traversal with a shared flag vector yields the fastest results. As this is not a heuristic algorithm, all approaches produce identical outcomes. Algorithm 5 illustrates the pseudocode for this approach. Here, the `disconnectedCommunities()` function takes the input graph  $G$  and the community membership  $C$  as input, and it returns the disconnected flag  $D$  for each community.

We now explain Algorithm 5 in detail. First, in line X, the disconnected community flag  $D$ , and the visited vertices flags  $vis$  are initialized. In line X, the size of each community  $S$  is obtained in parallel using the `communitySizes()` function. Subsequently, each thread processes each vertex  $i$  in the graph  $G$  in parallel (lines X-Y). In line X, the community membership of  $i$  ( $c$ ) is determined, and the count of vertices reached from  $i$  is initialized to 0. If community  $c$  is empty or not in the work-list of the current thread  $work_t$ , the thread proceeds to the next iteration (line X). If however the community  $c$  is non-empty and in the work-list of the current thread  $work_t$ , BFS is performed from vertex  $i$  to explore vertices in the same community, using lambda functions  $f_{if}$  to conditionally perform BFS to vertex  $j$  if it belongs to the same community, and  $f_{do}$  to update the count of *reached* vertices after each vertex is visited during BFS. If the number of vertices *reached* during BFS is less than the community size  $S[c]$ , the community  $c$  is marked as disconnected (line X). Finally, the size of the community  $S[c]$  is updated to 0, indicating that the community has been processed. Note that the work-list  $work_t$  for each thread with ID  $t$ , is defined as a set containing communities  $[t\chi, t(\chi+1)) \cup [T\chi+t\chi, T\chi+t(\chi+1)) \cup \dots$ , where  $\chi$  is the chunk size, and  $T$  is the number of threads. We use a chunk size of  $\chi = 1024$ .

## 5 EVALUATION

### 5.1 Experimental Setup

5.1.1 *System used.* We employ a server equipped with two Intel Xeon Gold 6226R processors, each featuring 16 cores running at a clock speed of 2.90 GHz. Each core is equipped with a 1 MB L1 cache, a 16 MB L2 cache, and a 22 MB shared L3 cache. The system is configured with 376 GB RAM and set up with CentOS Stream 8.

5.1.2 *Configuration.* We use 32-bit integers for vertex ids and 32-bit float for edge weights but use 64-bit floats for computations and hashtable values. We utilize 64 threads to match the number of cores available on the system (unless specified otherwise). For compilation, we use GCC 8.5 and OpenMP 4.5.

5.1.3 *Dataset.* The graphs used in our experiments are given in Table 1. These are sourced from the SuiteSparse Matrix Collection [12]. In the graphs, number of vertices vary from 3.07 to 214 million, and number of edges vary from 25.4 million to 3.80 billion. We ensure edges to be undirected and weighted with a default of 1.

**Table 1: List of 13 graphs obtained SuiteSparse Matrix Collection [12] (directed graphs are marked with \*). Here,  $|V|$  is the number of vertices,  $|E|$  is the number of edges (after adding reverse edges),  $D_{avg}$  is the average degree, and  $|\Gamma|$  is the number of communities obtained with GVE-Leiden.**

Graph	$ V $	$ E $	$D_{avg}$	$ \Gamma $
<b>Web Graphs (LAW)</b>				
indochina-2004*	7.41M	341M	41.0	5.00K
uk-2002*	18.5M	567M	16.1	43.1K
arabic-2005*	22.7M	1.21B	28.2	3.80K
uk-2005*	39.5M	1.73B	23.7	21.2K
webbase-2001*	118M	1.89B	8.6	2.77M
it-2004*	41.3M	2.19B	27.9	5.24K
sk-2005*	50.6M	3.80B	38.5	3.75K
<b>Social Networks (SNAP)</b>				
com-LiveJournal	4.00M	69.4M	17.4	2.33K
com-Orkut	3.07M	234M	76.2	33
<b>Road Networks (DIMACS10)</b>				
asia_osm	12.0M	25.4M	2.1	2.56K
europa_osm	50.9M	108M	2.1	3.61K
<b>Protein k-mer Graphs (GenBank)</b>				
kmer_A2a	171M	361M	2.1	19.4K
kmer_V1r	214M	465M	2.2	8.60K

## 5.2 Comparing Performance of GVE-Leiden

We now compare the performance of GVE-Leiden with the original Leiden [30], igraph Leiden [5], and NetworKit Leiden [27]. For the original Leiden, we use a C++ program to initialize a ModularityVertexPartition upon the loaded graph, and invoke `optimise_partition()` to obtain the community membership of each vertex in the graph. For igraph Leiden, we use `igraph_community_leiden()` with a resolution of  $1/2|E|$ , a beta of 0.01, and request the algorithm to run until convergence. For NetworKit Leiden, we write a Python script to call `ParallelLeiden()`, while limiting the number of passes to 10. For each graph, we measure the runtime of each implementation and the modularity of the communities obtained, five times, for averaging. We also save the community membership vector to a file and later count the number of disconnected components using Algorithm 5. In all instances, we use modularity as the quality function to optimize for.

Figure 4(a) shows the runtimes of the original Leiden, igraph Leiden, NetworKit Leiden, and GVE-Leiden on each graph in the dataset. On the *sk-2005* graph, GVE-Leiden finds communities in 10.8 seconds, and thus achieve a processing rate of 352 million edges/s. Figure 4(b) shows the speedup of GVE-Leiden with respect to each implementation mentioned above. GVE-Leiden is on average 373 $\times$ , 86 $\times$ , and 7.2 $\times$  faster than the original Leiden, igraph

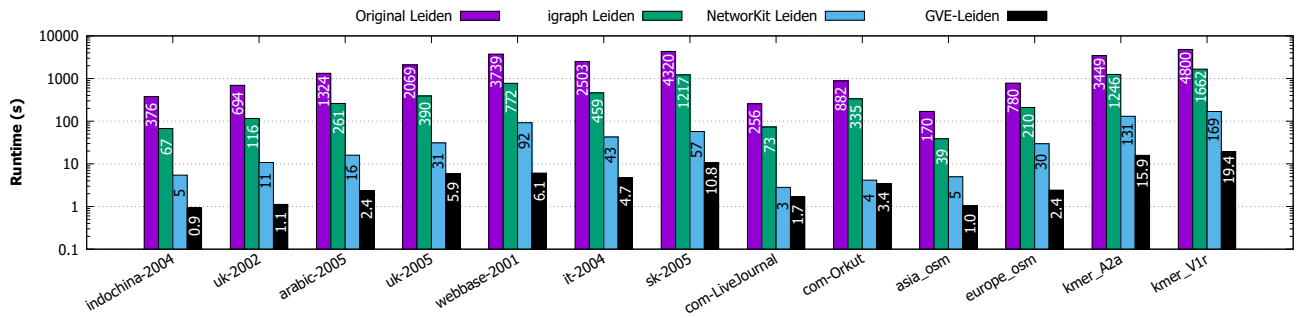
Leiden, and NetworKit Leiden respectively. Figure 4(c) shows the modularity of communities obtained with each implementation. GVE-Leiden on average obtains 0.1% lower modularity than the original Leiden and igraph Leiden, and 26% higher modularity than NetworKit Leiden (especially on road networks and protein k-mer graphs). Finally, Figure 4(d) shows the fraction of disconnected communities obtained with each implementation. Here, the absence of bars indicates the absence of disconnected communities. Communities identified by GVE-Leiden on average have 88 $\times$ , 145 $\times$ , and 0.76 $\times$  disconnected communities than the original Leiden, igraph Leiden, and NetworKit Leiden respectively. While this compares unfavorably with the original Leiden and igraph Leiden (especially on *social networks*, *road networks*, and *protein k-mer graphs*), it may be simpler to split the disconnected communities obtained from GVE-Leiden as a post-processing step. We would like to address this issue some time in the future.

Next, we compare the performance of GVE-Leiden with GVE-Louvain [24], our optimized parallel implementation of the Louvain method. As above, for each graphs in the dataset, we run both algorithms 5 times to minimize measurement noise, and report the averages in Figures 5(a), 5(b), 5(c), and 5(d). Figure 5(a) shows the runtimes of GVE-Louvain and GVE-Leiden on each graph in the dataset. Figure 5(b) shows the speedup of GVE-Leiden with respect to GVE-Louvain. GVE-Leiden is on average 36% slower than GVE-Louvain. This increase in computation time is a trade-off for obtaining significantly fewer disconnected communities, as given below. Figure 5(c) shows the modularity of communities obtained with GVE-Louvain and GVE-Leiden. GVE-Leiden on average obtains 0.3% higher modularity than GVE-Louvain. Finally, Figure 5(d) shows the fraction of disconnected communities obtained with GVE-Louvain and GVE-Leiden. Communities identified by GVE-Leiden on average have an 11-fold decrease in the number of disconnected communities than GVE-Louvain.

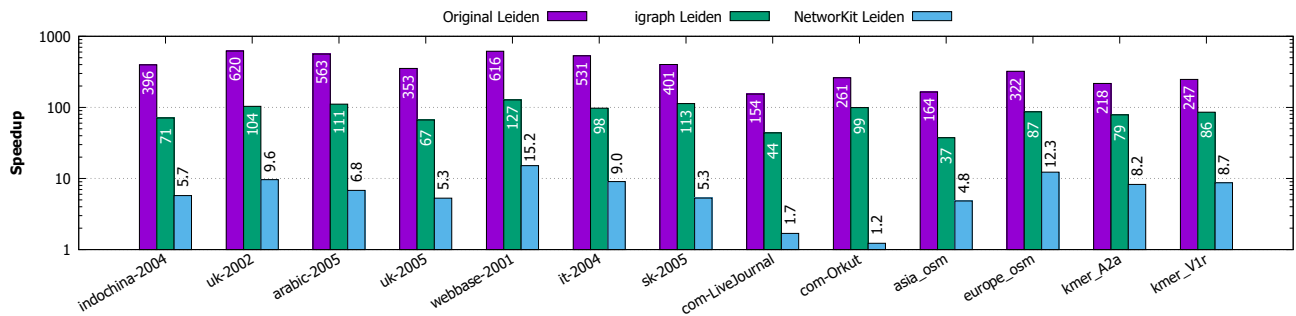
## 5.3 Analyzing Performance of GVE-Leiden

We now analyze the performance of GVE-Leiden. The phase-wise and pass-wise split of GVE-Leiden is shown in Figures 6(a) and 6(b) respectively. Figure 6(a) indicates that GVE-Leiden spends most of its runtime in the local-moving and refinement phases on *web graphs*, *road networks*, and *protein k-mer graphs*, while it devotes majority of its runtime in the aggregation phase on *social networks*. The pass-wise split, shown in Figure 6(b), indicates that the first pass dominates runtime on high-degree graphs (*web graphs* and *social networks*), while subsequent passes prevail in execution time on low-degree graphs (*road networks* and *protein k-mer graphs*).

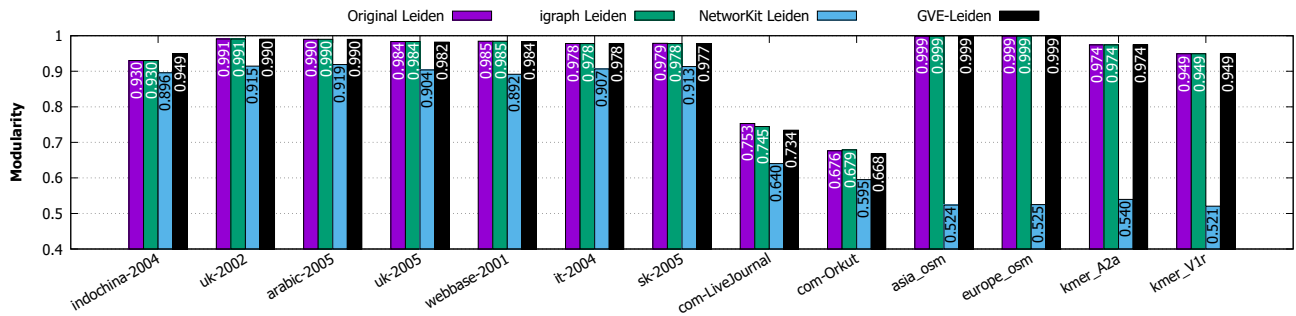
On average, 37% of GVE-Leiden’s runtime is spent in the local-moving phase, 27% in the refinement phase, 24% is spent in the aggregation phase, and 12% is spent in other steps (initialization, renumbering communities, looking up dendrogram, and resetting communities) of the algorithm. Further, 73% of the runtime is spent in the first pass of the algorithm, which is the most expensive pass due to the size of the original graph (later passes work on super-vertex graphs). We also observe that graphs with lower average degree (*road networks* and *protein k-mer graphs*) and graphs with poor community structure (such as *com-LiveJournal* and *com-Orkut*) have a larger runtime/ $|E|$  factor, as shown in Figure 7.



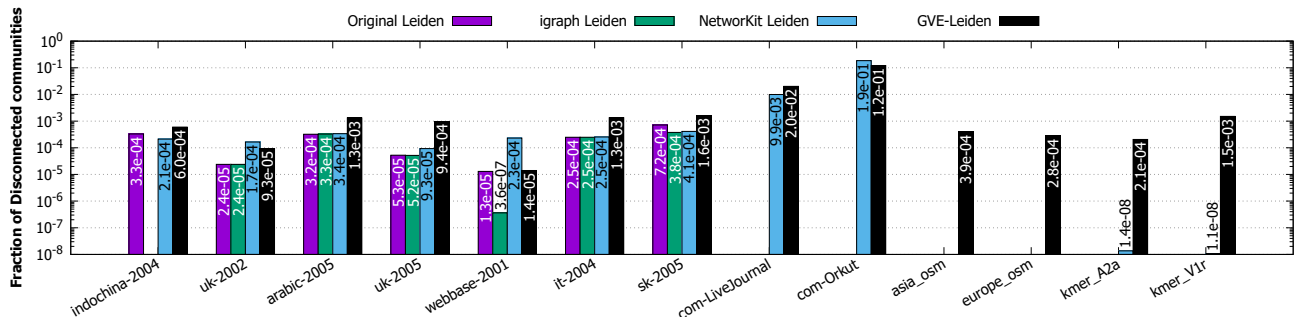
(a) Runtime in seconds (logarithmic scale) with *Original Leiden*, *igraph Leiden*, *NetworkKit Leiden*, and *GVE-Leiden*



(b) Speedup of *GVE-Leiden* (logarithmic scale) with respect to *Original Leiden*, *igraph Leiden*, *NetworkKit Leiden*.



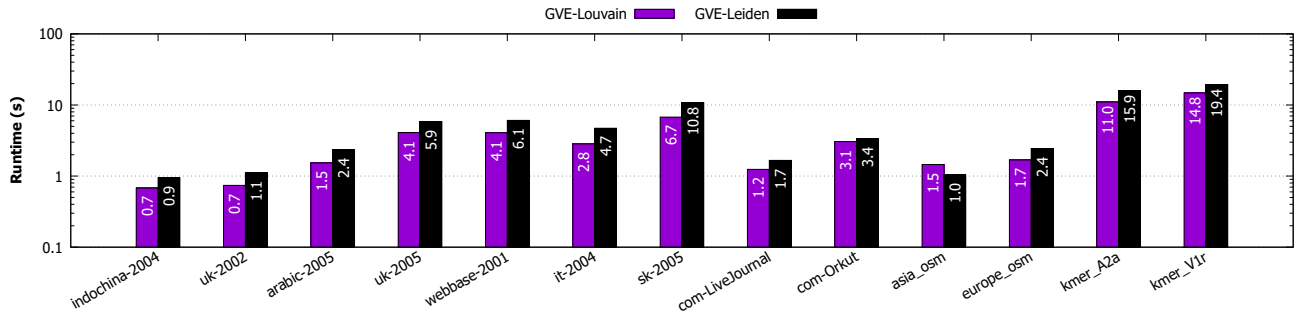
(c) Modularity of communities obtained with *Original Leiden*, *igraph Leiden*, *NetworkKit Leiden*, and *GVE-Leiden*.



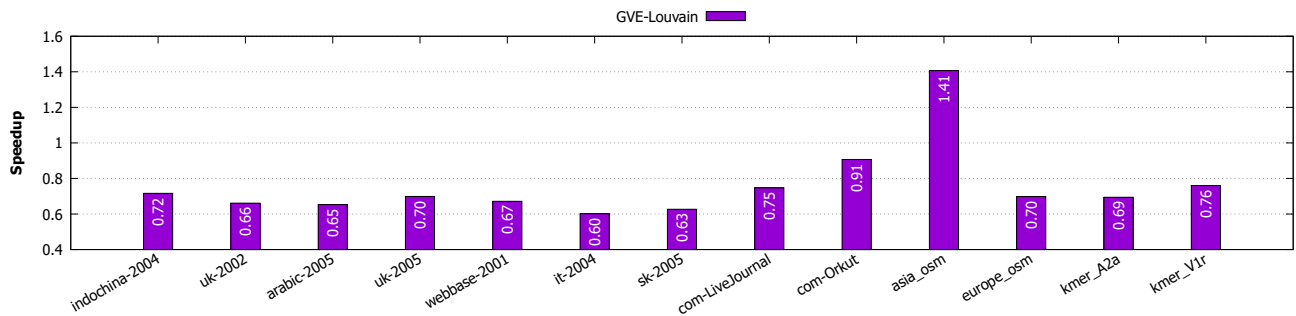
(d) Fraction of disconnected communities (logarithmic scale) with *Original Leiden*, *igraph Leiden*, *NetworkKit Leiden*, and *GVE-Leiden*.

**Figure 4: Runtime in seconds (log-scale), speedup (log-scale), modularity, and fraction of disconnected communities (log-scale) with *Original Leiden*, *igraph Leiden*, *NetworkKit Leiden*, and *GVE-Leiden* for each graph in the dataset.**

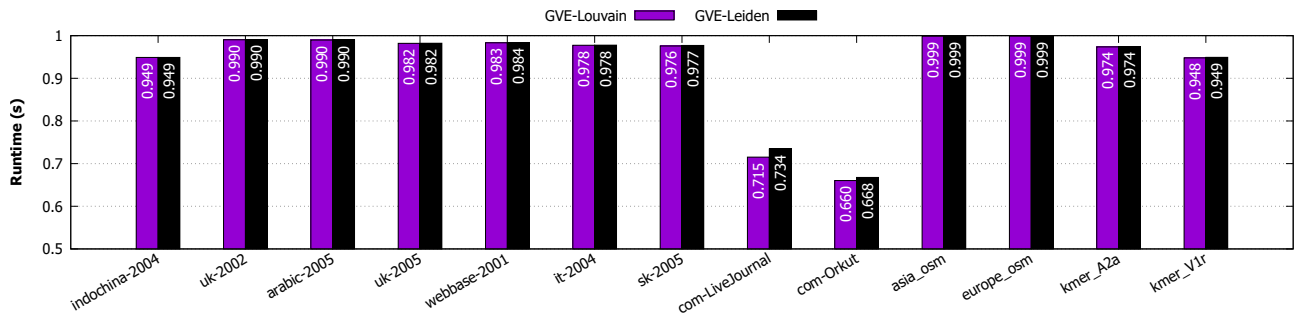




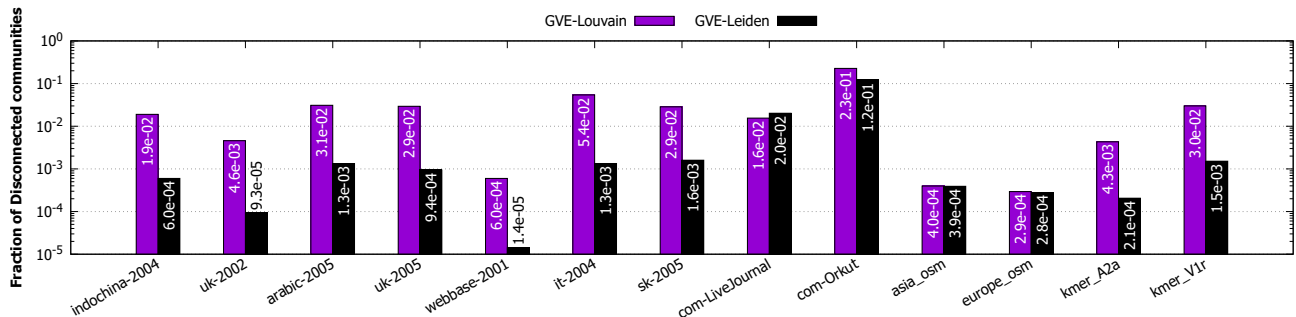
(a) Runtime in seconds (logarithmic scale) with *GVE-Louvain* and *GVE-Leiden*



(b) Speedup of *GVE-Leiden* with respect to *GVE-Louvain*. *GVE-Leiden* is generally slower (speedup < 1) because of additional refinement phase.



(c) Modularity of communities obtained with *GVE-Louvain* and *GVE-Leiden*.



(d) Fraction of disconnected communities (logarithmic scale) with *GVE-Louvain* and *GVE-Leiden*.

**Figure 5: Runtime in seconds (log-scale), speedup, modularity, and fraction of disconnected communities (log-scale) with *GVE-Louvain* and *GVE-Leiden* for each graph in the dataset.**

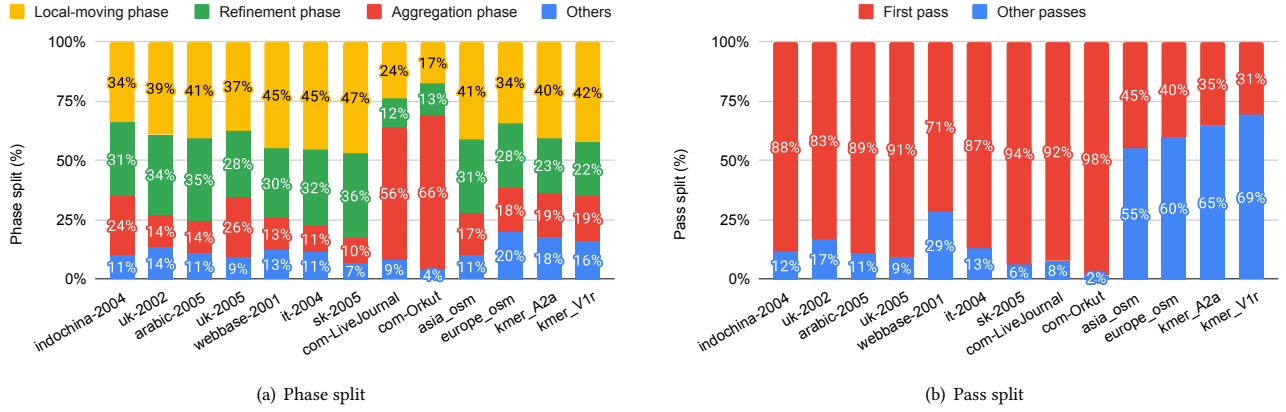


Figure 6: Phase split of *GVE-Leiden* shown on the left, and pass split shown on the right for each graph in the dataset.

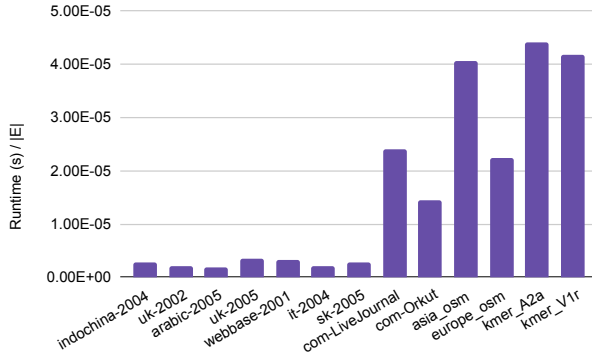


Figure 7: Runtime  $/|E|$  factor with *GVE-Leiden* for each graph in the dataset.

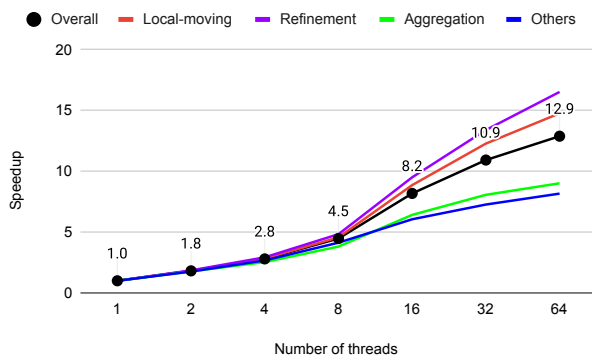


Figure 8: Overall speedup of *GVE-Leiden*, and its various phases (local-moving, refinement, aggregation, others), with increasing number of threads (in multiples of 2).

## 5.4 Strong Scaling of *GVE-Leiden*

Finally, we measure the strong scaling performance of *GVE-Leiden*. To this end, we adjust the number of threads from 1 to 64 in multiples of 2 for each input graph, and measure the overall time taken for finding communities with *GVE-Leiden*, as well as its phase splits (local-moving, refinement, aggregation, others), five times for averaging. The results are shown in Figure 8. With 32 threads, *GVE-Leiden* obtains an average speedup of  $10.9\times$  compared to running with a single thread, i.e., its performance increases by  $1.6\times$  for every doubling of threads. Scaling is limited due to the various sequential steps/phases in the algorithm. At 64 threads, *GVE-Leiden* is impacted by NUMA effects, and offers speedup of only  $12.9\times$ .

## 6 CONCLUSION

In conclusion, this study addresses the design of an optimized parallel implementation of the Leiden algorithm [30], a high-quality community detection algorithm that improves upon the popular Louvain method [2], in the shared memory setting. We extend optimizations for the Louvain algorithm [24] to our implementation of the Leiden algorithm, and use a greedy refinement phase where vertices greedily optimize for delta-modularity within their community bounds, which we observe, offers both better performance and quality than a randomized approach.

On a system equipped with two 16-core Intel Xeon Gold 6226R processors, our implementation of the Leiden algorithm, referred to as *GVE-Leiden*, attains a processing rate of  $352M$  edges per second on a  $3.8B$  edge graph. It surpasses the original Leiden implementation, *igraph* Leiden, and *NetworkKit* Leiden by factors of  $373\times$ ,  $86\times$ , and  $7.2\times$  respectively. *GVE-Leiden* identifies communities of equivalent quality to the first two implementations, and 26% higher quality than *NetworkKit*. Doubling the number of threads results in an average performance scaling of  $1.6\times$  for *GVE-Leiden*. In comparison to *GVE-Louvain* [24], our optimized parallel Louvain implementation, *GVE-Leiden* reduces internally-disconnected communities by a factor of 11 with only a 36% increase in runtime.

However, on average, communities identified by GVE-Leiden exhibit 88×, 145×, and 0.76× more disconnected communities compared to the original Leiden, igraph Leiden, and NetworKit Leiden, respectively. This disparity is particularly noticeable on *social networks*, *road networks*, and *protein k-mer graphs*. Despite this drawback, a potential solution is to address the issue by post-processing, where disconnected communities obtained from GVE-Leiden can be split. We acknowledge this concern, and plan to explore solutions in future work.

## ACKNOWLEDGMENTS

I would like to thank Prof. Kishore Kothapalli and Prof. Dip Sankar Banerjee for their support.

## REFERENCES

- [1] A. Aldabobi, A. Shariéh, and R. Jabri. 2022. An improved Louvain algorithm based on Node importance for Community detection. *Journal of Theoretical and Applied Information Technology* 100, 23 (2022), 1–14.
- [2] V. Blondel, J. Guillaume, R. Lambiotte, and E. Lefebvre. 2008. Fast unfolding of communities in large networks. *Journal of Statistical Mechanics: Theory and Experiment* 2008, 10 (Oct 2008), P10008.
- [3] U. Brandes, D. Delling, M. Gaertler, R. Gorke, M. Hoefer, Z. Nikoloski, and D. Wagner. 2007. On modularity clustering. *IEEE transactions on knowledge and data engineering* 20, 2 (2007), 172–188.
- [4] C. Cheong, H. Huynh, D. Lo, and R. Goh. 2013. Hierarchical Parallel Algorithm for Modularity-Based Community Detection Using GPUs. In *Proceedings of the 19th International Conference on Parallel Processing (Aachen, Germany) (Euro-Par’13)*. Springer-Verlag, Berlin, Heidelberg, 775–787.
- [5] G. Csardi, T. Nepusz, et al. 2006. The igraph software package for complex network research. *InterJournal, complex systems* 1695, 5 (2006), 1–9.
- [6] M. Fazlali, E. Moradi, and H. Malazi. 2017. Adaptive parallel Louvain community detection on a multicore platform. *Microprocessors and microsystems* 54 (Oct 2017), 26–34.
- [7] O. Gach and J. Hao. 2014. Improving the Louvain algorithm for community detection with modularity maximization. In *Artificial Evolution: 11th International Conference, Evolution Artificielle, EA, Bordeaux, France, October 21–23, Revised Selected Papers 11*. Springer, Springer, Bordeaux, France, 145–156.
- [8] S. Ghosh, M. Halappanavar, A. Tumeo, and A. Kalyanarainan. 2019. Scaling and quality of modularity optimization methods for graph clustering. In *IEEE High Performance Extreme Computing Conference (HPEC)*. IEEE, 1–6.
- [9] S. Ghosh, M. Halappanavar, A. Tumeo, A. Kalyanaraman, H. Lu, D. Chavarria-Miranda, A. Khan, and A. Gebremedhin. 2018. Distributed louvain algorithm for graph community detection. In *IEEE International Parallel and Distributed Processing Symposium (IPDPS)*. Vancouver, British Columbia, Canada, 885–895.
- [10] S. Gregory. 2010. Finding overlapping communities in networks by label propagation. *New Journal of Physics* 12 (10 2010), 103018. Issue 10.
- [11] M. Halappanavar, H. Lu, A. Kalyanaraman, and A. Tumeo. 2017. Scalable static and dynamic community detection using Grappolo. In *IEEE High Performance Extreme Computing Conference (HPEC)*. IEEE, Waltham, MA USA, 1–6.
- [12] S. Kolodziej, M. Aznaveh, M. Bullock, J. David, T. Davis, M. Henderson, Y. Hu, and R. Sandstrom. 2019. The SuiteSparse matrix collection website interface. *The Journal of Open Source Software* 4, 35 (Mar 2019), 1244.
- [13] A. Lancichinetti and S. Fortunato. 2009. Community detection algorithms: a comparative analysis. *Physical Review E, Statistical, Nonlinear, and Soft Matter Physics* 80, 5 Pt 2 (Nov 2009), 056117.
- [14] J. Leskovec. 2021. CS224W: Machine Learning with Graphs | 2021 | Lecture 13.3 - Louvain Algorithm. <https://www.youtube.com/watch?v=0zuiLBOIcsw>
- [15] H. Lu, M. Halappanavar, and A. Kalyanaraman. 2015. Parallel heuristics for scalable community detection. *Parallel computing* 47 (Aug 2015), 19–37.
- [16] M. Mohammadi, M. Fazlali, and M. Hosseinzadeh. 2020. Accelerating Louvain community detection algorithm on graphic processing unit. *The Journal of supercomputing* (Nov 2020).
- [17] M. Naim, F. Manne, M. Halappanavar, and A. Tumeo. 2017. Community detection on the GPU. In *IEEE International Parallel and Distributed Processing Symposium (IPDPS)*. IEEE, Orlando, Florida, USA, 625–634.
- [18] M. Newman. 2006. Finding community structure in networks using the eigenvectors of matrices. *Physical review E* 74, 3 (2006), 036104.
- [19] Fabian Nguyen. [n. d.]. *Leiden-Based Parallel Community Detection*. Bachelor’s Thesis. Karlsruhe Institute of Technology, 2021 (zitiert auf S. 31).
- [20] N. Ozaki, H. Tezuka, and M. Inaba. 2016. A simple acceleration method for the Louvain algorithm. *International Journal of Computer and Electrical Engineering* 8, 3 (2016), 207.
- [21] X. Que, F. Checconi, F. Petrini, and J. Gunnels. 2015. Scalable community detection with the louvain algorithm. In *IEEE International Parallel and Distributed Processing Symposium*. IEEE, IEEE, Hyderabad, India, 28–37.
- [22] R. Rotta and A. Noack. 2011. Multilevel local search algorithms for modularity clustering. *Journal of Experimental Algorithmics (JEA)* 16 (2011), 2–1.
- [23] S. Ryu and D. Kim. 2016. Quick community detection of big graph data using modified louvain algorithm. In *IEEE 18th International Conference on High Performance Computing and Communications (HPCC)*. IEEE, Sydney, NSW, 1442–1445.
- [24] Subhajit Sahu. 2023. GVE-Louvain: Fast Louvain Algorithm for Community Detection in Shared Memory Setting. *arXiv preprint arXiv:2312.04876* (2023).
- [25] N. Sattar and S. Arifuzzaman. 2019. Overcoming MPI Communication Overhead for Distributed Community Detection. In *Software Challenges to Exascale Computing*. A. Majumdar and R. Arora (Eds.). Springer Singapore, Singapore, 77–90.
- [26] J. Shi, L. Dhulipala, D. Eisenstat, J. Łącki, and V. Mirrokni. 2021. Scalable community detection via parallel correlation clustering.
- [27] C.L. Staudt, A. Sazonovs, and H. Meyerhenke. 2016. NetworKit: A tool suite for large-scale complex network analysis. *Network Science* 4, 4 (2016), 508–530.
- [28] V. Traag. 2015. Faster unfolding of communities: Speeding up the Louvain algorithm. *Physical Review E* 92, 3 (2015), 032801.
- [29] V. Traag, P. Dooren, and Y. Nesterov. 2011. Narrow scope for resolution-limit-free community detection. *Physical Review E* 84, 1 (2011), 016114.
- [30] V. Traag, L. Waltman, and N. Eck. 2019. From Louvain to Leiden: guaranteeing well-connected communities. *Scientific Reports* 9, 1 (Mar 2019), 5233.
- [31] Geerten Verweij. [n. d.]. *Faster Community Detection Without Loss of Quality: Parallelizing the Leiden Algorithm*. Master’s Thesis. Leiden University, 2020.
- [32] L. Waltman and N. Eck. 2013. A smart local moving algorithm for large-scale modularity-based community detection. *The European physical journal B* 86, 11 (2013), 1–14.
- [33] C. Wickramaarachchi, M. Frincu, P. Small, and V. Prasanna. 2014. Fast parallel algorithm for unfolding of communities in large graphs. In *IEEE High Performance Extreme Computing Conference (HPEC)*. IEEE, IEEE, Waltham, MA USA, 1–6.
- [34] Y. You, L. Ren, Z. Zhang, K. Zhang, and J. Huang. 2022. Research on improvement of Louvain community detection algorithm. In *2nd International Conference on Artificial Intelligence, Automation, and High-Performance Computing (AIAHPC)*, Vol. 12348. SPIE, Zhuhai, China, 527–531.
- [35] J. Zhang, J. Fei, X. Song, and J. Feng. 2021. An improved Louvain algorithm for community detection. *Mathematical Problems in Engineering* 2021 (2021), 1–14.