
Mini-GPTs: Efficient Large Language Models through Contextual Pruning

Tim Valicenti*

Massachusetts Institute of Technology
Cambridge, MA 02142
tvalicen@mit.edu

Justice Vidal

Massachusetts Institute of Technology
Cambridge, MA 02142
jmvidal@mit.edu

Ritik Patnaik

Massachusetts Institute of Technology
Cambridge, MA 02142
rik01@mit.edu

Abstract

In AI research, the optimization of Large Language Models (LLMs) remains a significant challenge, crucial for advancing the field’s practical applications and sustainability. Building upon the foundational work of Professor Song Han’s lab at MIT, this paper introduces a novel approach in developing Mini-GPTs via contextual pruning. Our methodology strategically prunes the computational architecture of traditional LLMs, like Phi-1.5, focusing on retaining core functionalities while drastically reducing model sizes. We employ the technique across diverse and complex datasets, including US law, Medical Q&A, Skyrim dialogue, English-Taiwanese translation, and Economics articles. The results underscore the efficiency and effectiveness of contextual pruning, not merely as a theoretical concept but as a practical tool in developing domain-specific, resource-efficient LLMs. Contextual pruning is a promising method for building domain-specific LLMs, and this research is a building block towards future development with more hardware compute, refined fine-tuning, and quantization.

1 Introduction & Literature Review

The advent of Large Language Models (LLMs) like GPT-4 has marked a paradigm shift in artificial intelligence, offering unparalleled capabilities in natural language processing. However, their extensive computational demands pose significant challenges, particularly in terms of cost, latency, emission concerns, and cloud dependence. This has spurred interest in model optimization techniques, notably model pruning, to address these challenges.

Model pruning, as explored by Han et al., 2015 in “Deep Compression: Compressing Deep Neural Networks with Pruning, Trained Quantization and Huffman Coding”, has emerged as a promising avenue for reducing neural network sizes without substantially compromising their performance. This technique involves systematically removing non-critical weights from a network, thereby reducing its complexity, size, cost, and latency. Further advancements by Frankle et al., 2018 in “The Lottery Ticket Hypothesis: Finding Sparse, Trainable Neural Networks” introduced the concept of identifying and training sparse subnetworks within larger models, suggesting that these ‘lottery tickets’ can achieve similar accuracy to their dense counterparts.

*<https://github.com/tval2/contextual-pruning>

This paper examines the application of contextual pruning in creating Mini-GPTs, smaller yet efficient versions of existing LLMs. By analyzing and removing less critical weights specific to different domains, such as law, healthcare, and finance, we aim to maintain or enhance model performance while significantly reducing size and resource usage. This approach stacks with those designed by Han et al., 2015 as synapse pruning (or connection pruning), quantization, and neural architecture search may done separately to our approach.

The initial motivation for pruning on context came from the realization that modern open-source LLMs are trained on broad datasets (e.g. Wikipedia, commercial-free books, and Reddit) but B2B users are only leveraging a small fraction of the information latent in the network that’s relevant to their use case. By analogy, an LLM used at a hospital doesn’t need to know options trading and Shakespeare - it just needs common sense, logical reasoning skills, and healthcare domain knowledge.

2 Methodology

Our methodology for developing Mini-GPTs through contextual pruning primarily focused on linear layers, activation layers, and embedding layers. We also considered various datasets and models. This section highlights these choices.

2.1 Data

Category	Size (text entries)	Source
General (used for testing only)	4k	wikitext-2-raw-v1
US Law	10k	lexlms
Medical Q&A	15k	Laurent1/MedQuad-MedicalQnADataset
English-Taiwanese Translation	311k	zetavg/coct-en-zh-tw-translations-twp-300k
Skyrim Full Transcript	35k	sentiment-lexicon-skyrim
Economics Textbook	6k	tinymLFP (economics_text)

Table 1: Overview of datasets used

Our data collection focused on diverse domains to ensure a comprehensive evaluation of our pruning methodology - they are listed in Table 1. The belief is that the more dissimilar two datasets are, the more differences in neuron importance we’ll find (and then therefor be able to prune).

2.2 Initial Model Selection

Model	HuggingFace	Size	Params
Phi-1.5	microsoft/phi-1_5	5437 MiB	1.4B
Opt-1.3	facebook/opt-1.3b	5019 MiB	1.3B
Llama-1.3	princeton-nlp/Sheared-LLaMA-1.3B	5144 MiB	1.3B

Table 2: Model selection

We selected GPT-like architectures due to their robustness and popularity in various NLP tasks, including machine translation and multiple choice question answering. Our base models, highlighted in Table 2, are pre-trained transformers built by Microsoft (Phi-1.5) or Meta (Llama-1.3 and Opt-1.3), and they each came with a customized Byte-Pair Encoding (BPE) tokenizer in HuggingFace.

2.3 Contextual Analysis for Pruning

We conducted a detailed analysis of neuron outputs across linear layers, activation functions, and embeddings. This analysis helped us identify the weights that were less crucial for maintaining performance in specific domains.

Contextual Analysis for Pruning: This crucial step involved three types of pruning, each targeting different model components:

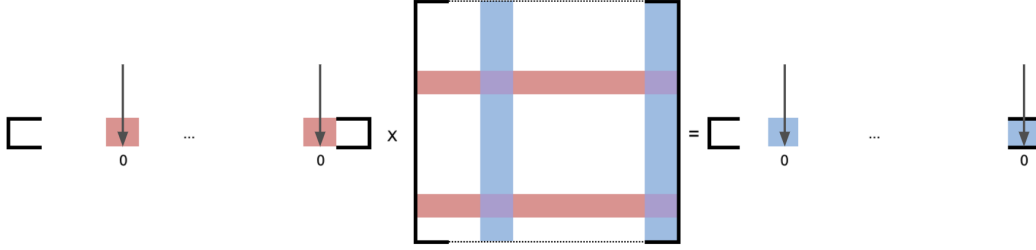


Figure 1: Linear Layer Pruning

2.3.1 Linear Layer Pruning

$$m_j = \frac{1}{n} \sum_{b=1}^n \|\mathbf{a}_{j,b}\|_1 < \epsilon_t \quad (1)$$

To contextual prune the linear layers of an LLM, we tracked the neuron outputs and calculated, for each dataset, the normalized L1-norm of each neuron. Equation 1 shows this where $\mathbf{a}_{j,b}$ is the j -th neuron of batch b , m_j is the j -th activation's average magnitude across batches and ϵ_t is our pruning threshold.

Figure 1 conceptually shows how this impacts pruning by looking at a basic linear layer computation. When normalized across input batches, if the L1-norm is close to the pruning threshold then we prune the corresponding unused rows in the transpose weight matrix (red). Similarly, when normalized across output batches we identify which columns in the transpose weight matrix to prune (since they are not being utilities due to neuron-synapses interaction).

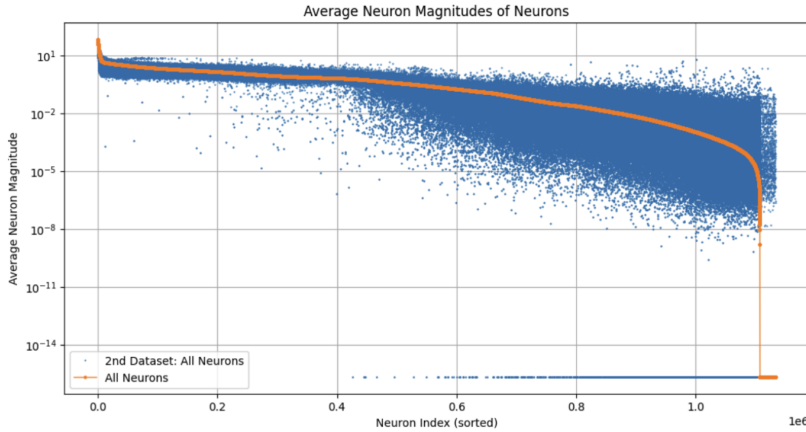


Figure 2: comparison between magnitudes of neurons between skyrim and healthcare domains

In Figure 2 we show example output of L1-norms for each neuron normalized for 2 datasets. Blue scatter points that fall below the orange line mean the neurons were activated more heavily in the first dataset as compared to the second dataset - and perhaps could be pruned from dataset 2.

2.3.2 Activation Layer Pruning

This pruning targeted the activation layers, where non-essential activation neurons are identified and removed. As shown in Figure 3, the approach is very similar to that of linear layers. One main difference is that we only look at the outputs of the layer, not the inputs. The other difference is that we must look to the previous layer to prune the weight from. If the normalized L1-norm of the activation neuron is below the pruning threshold then we prune the corresponding column in the transpose weight matrix of the prior layer. In the 3 models we looked at this was primarily done to GeLU and ReLU layers.

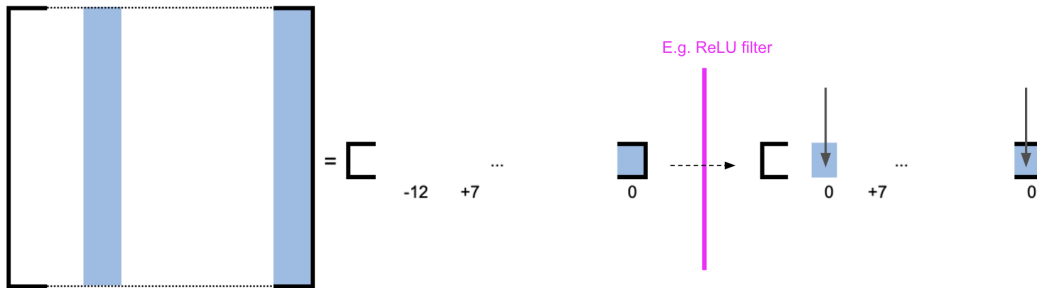


Figure 3: Activation Layer Pruning

2.3.3 Embedding Layer Pruning

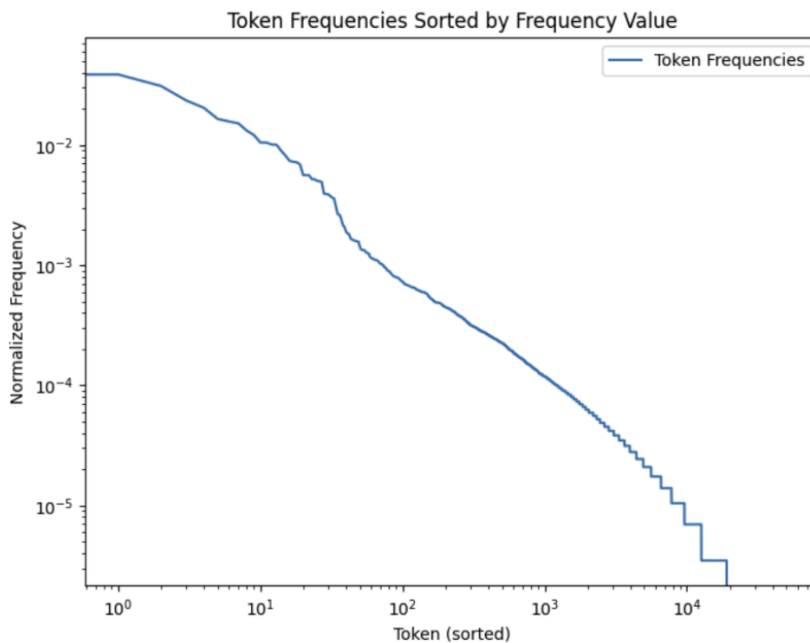


Figure 4: Embedding Layer Pruning

Lastly, we created functionality to prune embeddings layers (and the corresponding LM Head layer). This was done by measuring the token frequency of a particular dataset. While this approach works, we found that in order to use effectively very large calibration sets are needed to provide confidence that a token is truly not needed. One way to do this is to compare the token frequency curves of different domains.

3 Evaluation and Results

In this section, we present the evaluation methodology and results of our Mini-GPTs post contextual pruning. We used two primary metrics for evaluation: perplexity and multiple-choice question (MCQ) testing.

3.1 Perplexity Evaluation

Perplexity measures how well a large language model can predict the next word given a string of context and is a standard metric in determining a language model’s performance. Generally, a lower perplexity indicates a better model. From Table 3, we generally observe a reduction or no change in

Phi-1.5	Base	Post prune	Fine-tune	Recovery epochs	Relative Size (%)
Medical	4.640	4.579	2.722	1	90.134
Skyrim	30.989	29.728	12.687	1	89.805
Economics	15.165	15.132	6.728	1	97.064
Translation	20.292	20.198	10.429	1	97.765
Legal	20.029	19.904	8.490	1	94.490
Opt-1.3					
Medical	3.829	4.615	3.203	1	88.369
Skyrim	19.777	26.836	8.373	1	89.820
Economics	13.283	16.916	8.639	1	91.225
Translation	17.187	26.630	11.994	2	90.619
Legal	14.251	17.260	11.444	1	90.427
Llama-1.3					
Medical	3.177	3.177	1.799	1	99.789
Skyrim	15.712	15.705	4.612	1	99.717
Economics	8.514	8.513	3.535	1	99.760
Translation	14.607	14.606	5.065	1	99.841
Legal	8.312	8.312	3.613	1	99.765

Table 3: Perplexity results of pruning models with linear and activation threshold of 10^{-3} and pruning embeddings ≤ 0 ; Models fine-tuned until perplexity recovered, with max training epochs of 200.

perplexity across all datasets post-pruning and fine-tuning, indicating that the models were able to retain much of their ability in their respective domains despite the reduction in usable parameters.

3.2 Multiple-Choice Question Testing

We further evaluated our models on 100 domain-specific MCQs to further ensure that the model retained its ability prior to pruning. Since only phi-1.5 could generate a string containing the correct answer choice, to remain consistent across each model, a model’s answer to a MCQ was selected by picking the question + answer string concatenation that resulted in the lowest perplexity, effectively using the model’s best guess. The results shown in Table 4 that the pruned models performed comparably and, in some cases, better than their un-pruned versions, demonstrating the effectiveness of our pruning methodology.

Phi-1.5	Base (%)	Post prune (%)	Fine-tune (%)	Recovery epochs	Relative Size (%)
Medical	33.000	27.000	25.000	1	90.134
Skyrim	62.000	63.000	63.000	1	89.805
Economics	68.421	67.368	68.421	1	97.064
Translation	36.000	37.000	38.000	1	97.765
Opt-1.3					
Medical	32.000	25.000	24.000	1	88.369
Skyrim	73.000	58.000	67.000	1	89.820
Economics	46.316	47.368	51.579	1	91.225
Translation	38.000	35.000	32.000	2	90.619
Llama-1.3					
Medical	30.000	30.000	31.000	1	99.789
Skyrim	65.000	65.000	63.000	1	99.717
Economics	48.421	49.474	46.316	1	99.760
Translation	46.000	46.000	53.000	1	99.841

Table 4: MCQ accuracy results of pruning models with linear and activation threshold of 10^{-3} and pruning embeddings ≤ 0 ; Models fine-tuned until perplexity recovered, with max training epochs of 200.

3.3 Large Pruning Threshold

To test the limits of our pruning methodology, we also tested a linear and activation threshold of 10^{-1} .

Phi-1.5	Base	Post prune	Fine-tune	Recovery epochs	Relative Size (%)
Medical	4.640	35417.938	4.312	25	58.116
Skyrim	30.989	20174.240	27.963	21	59.808
Economics	15.165	25619.248	11.178	13	66.972
Translation	20.292	129.540	13.671	5	69.069
Legal	20.029	18902.793	18.519	11	64.410
<hr/>					
Opt-1.3					
Medical	3.829	9559.019	22.407	200	64.703
Skyrim	19.777	1830.905	19.774	71	64.412
Economics	13.283	7515.678	37.525	200	64.957
Translation	17.187	5248.911	36.943	200	63.334
Legal	14.251	7545.842	45.976	200	65.091
<hr/>					
Llama-1.3					
Medical	3.177	69290.547	3.342	200	69.126
Skyrim	15.712	3364.670	13.635	33	68.098
Economics	8.514	71864.391	8.403	85	68.868
Translation	14.607	53817.781	14.074	78	69.451
Legal	8.312	16954.877	8.204	45	69.513

Table 5: Perplexity results of pruning models with linear and activation threshold of 10^{-1} and pruning embeddings ≤ 0 ; Models fine-tuned until perplexity recovered, with max training epochs of 200

From Table 5, we find a potential size reduction of up to 41.884% with the Phi model while recovering perplexity prior to pruning. Generally, however, the results indicate we are approaching the limit of pruning for these models as Opt struggles heavily to recover perplexity prior to pruning, and Phi and Llama take 10s of epochs to recover where only 1 was necessary in the 10^{-3} case. Furthermore, looking at the MCQ results[6] for each model, overall, we find that accuracy decreases again after fine-tuning while the perplexity on the fine-tuning set decreases, indicating overfitting. Further testing is required to determine if this can be mitigated with a larger, more representative dataset for each category or if this level of size reduction is too great entirely. The results on the much larger English to Taiwanese dataset suggest the former, as MCQ accuracy increased across all models after fine-tuning.

4 Conclusion and Future Work

Our research on Mini-GPTs through contextual pruning has shown promising results in balancing efficiency with performance. The significant reduction in model sizes, coupled with maintained or improved accuracy in domain-specific tasks, validates our approach. For future work, we plan to focus on several key areas:

- **Pruning off Max Neuron Magnitude:** We aim to explore pruning based on maximum neuron magnitude, which might be more robust against outliers.
- **Fine Tune and Evaluate on Larger Datasets:** To enhance representativeness and generalizability, we will fine tune our models on larger datasets and more compute power to prevent overfitting.
- **Combining with Other Optimization Techniques:** We plan to integrate our pruning method with techniques like quantization for higher performing models.
- **Exploring Other Models:** Our methodology will be applied to more up-to-date models, such as Phi-2 by Microsoft.

Phi-1.5	Base (%)	Post prune (%)	Fine-tune (%)	Recovery epochs	Relative Size (%)
Medical	33.000	25.000	25.000	25	58.116
Skyrim	62.000	28.000	32.000	21	59.808
Economics	68.421	35.789	29.474	13	66.972
Translation	36.000	30.000	33.000	5	69.069
Opt-1.3					
Medical	32.000	32.000	28.000	200	64.703
Skyrim	73.000	27.000	23.000	71	64.412
Economics	46.316	29.474	21.053	200	64.957
Translation	38.000	30.000	31.000	200	63.334
Llama-1.3					
Medical	30.000	25.000	24.000	200	69.126
Skyrim	65.000	27.000	30.000	33	68.098
Economics	48.421	21.053	17.895	85	68.868
Translation	46.000	26.000	28.000	78	69.451

Table 6: MCQ accuracy results of pruning models with linear and activation threshold of 10^{-1} and pruning embeddings ≤ 0 ; Models fine-tuned until perplexity recovered, with max training epochs of 200

Our research opens new avenues in domain-specific model optimization, promising wider applications for LLMs in the world. This especially allows for more on-prem usage in industries such as gaming, healthcare, defense, and consumer use.

References

Frankle, Jonathan and Michael Carbin (2018). “The Lottery Ticket Hypothesis: Finding Sparse, Trainable Neural Networks”. In: eprint: arXiv:1803.03635.

Han, Song, Huizi Mao, and William J. Dally (2015). *Deep Compression: Compressing Deep Neural Networks with Pruning, Trained Quantization and Huffman Coding*. eprint: arXiv:1510.00149.