
RealCraft: Attention Control as A Solution for Zero-shot Long Video Editing

Shutong Jin
KTH
shutong@kth.se

Ruiyu Wang
KTH
ruiyuw@kth.se

Florian T. Pokorny
KTH
fpokorny@kth.se

Abstract

Although large-scale text-to-image generative models have shown promising performance in synthesizing high-quality images, directly applying these models to image editing remains a significant challenge. This challenge is further amplified in video editing due to the additional dimension of time. Especially for editing real videos as it necessitates maintaining a stable semantic layout across the frames while executing localized edits precisely without disrupting the existing backgrounds. In this paper, we propose *RealCraft*, an attention-control-based method for zero-shot editing in real videos. By employing the object-centric manipulation of cross-attention between prompts and frames and spatial-temporal attention within the frames, we achieve precise shape-wise editing along with enhanced consistency. Our model can be used directly with Stable Diffusion and operates without the need for additional localized information. We showcase our zero-shot attention-control-based method across a range of videos, demonstrating localized, high-fidelity, shape-precise and time-consistent editing in videos of various lengths, up to 64 frames.

1 Introduction

Recent advancements in large-scale text-driven diffusion models such as Imagen Saharia et al. [2022], DALL-E 3 Betker et al. [2023], and Stable Diffusion Rombach et al. [2022] have shown remarkable capabilities in generating high-quality and diverse visual contents. However, it remains challenging for these models to precisely manipulate details while altering major content in images or videos, as the intrinsic high randomness with generative models often leads to changes being made without the consideration for what to preserve Parmar et al. [2023]. Meanwhile, editing synthetic Hertz et al. [2022] and real Bar-Tal et al. [2022] images or videos presents distinct traits. For synthetic data, more global edits are feasible due to flexible sampling from the noise space of the diffusing process. Typically, without visual inputs, the stability of both the original and edited data are ensured by a user-specified random seed Hertz et al. [2022]. In contrast, editing real images or videos often requires adjustments to be localized to maintain the structural integrity of the original images, while global changes are typically limited to style transfer Yang et al. [2023] or background modifications Chai et al. [2023]. This is because that, for real editing, data is given as an external source of inputs instead of being sampled randomly from a semantic latent space. Additionally, editing real videos introduces the added complexity of maintaining temporal consistency alongside the demands of localized changes.

This work was partially supported by the Wallenberg AI, Autonomous Systems and Software Program (WASP) funded by the Knut and Alice Wallenberg Foundation. The computations were enabled by the supercomputing resource Berzelius provided by National Supercomputer Centre at Linköping University and the Knut and Alice Wallenberg Foundation, Sweden.



Figure 1: *RealCraft* performs precise and consistent shape editing. In example (a), it edits a 40-frame long video, achieving high consistency with distinct backgrounds and detailed changes, such as flowers. Examples (b) - (d) demonstrate precise shape editing: the car's shape in (a), the ear and tail in (b), and the boat's shape in (c) are significantly altered according to the editing prompt.

Existing methods for editing real videos typically fall into the following categories: Utilizing ControlNet Zhang et al. [2023] to impose Canny edges, human poses or bounding boxes, thereby guiding the video editing process in large pre-trained diffusion models Zhao et al. [2023a], Jeong and Ye [2023]; Some other approaches provide localized edit information through Atlas layer Bar-Tal et al. [2022], Couairon et al. [2023], Chai et al. [2023], Lee et al. [2023] and reference-frame-based methods Yan et al. [2023], Zhao et al. [2023a] are deployed to keep the temporal consistency. In the aforementioned methods, extra input describing the localized information or pre-trained model for generating intermediate data is usually needed and sometimes they lack precise control over the localized information, leading to challenges in compositional consistency He et al. [2023]. Attention-control-based methods are gaining popularity as they require no additional inputs or pre-trained models beyond the textual prompts and the visual data itself Hertz et al. [2022], Qi et al. [2023], Wu et al. [2023]. Additionally, attention-based methods have the potential to fully leverage recent large vision-language models Rombach et al. [2022] built on the attention mechanism by utilizing the attention generated within these models.

Inspired by the word-based cross-attention editing method from Prompt-to-Prompt Hertz et al. [2022], we propose a novel object-centric method tailored for real video editing: rather than injecting cross-attention from the entire target prompt via a step function, we opt to directly swap the target object’s cross-attention. This preserves the rest of the cross-attention from the original prompt, thereby stabilizing the structure while localizing the edits. Additionally, drawing insight from the self-attention blending in FateZero Qi et al. [2023], we relax the spatial-temporal attention on the original object at the same time. This approach opens up space for shape editing via the newly injected cross-attention, facilitating more precise shape-wise alterations while ensuring consistency. With the injected cross-attention, we reduce the need for selecting thresholds for specific scenarios, which is needed in FateZero. This addresses a longstanding challenge in real video editing, where normally a choice has to be made between prominent shape editing and temporal consistency. The key contributions of our work are as follows:

- We introduce *RealCraft*, a novel and effective approach for editing real videos. The efficacy of our methods is demonstrated in a zero-shot manner by directly using Stable Diffusion without fine-tuning.
- We proposed a novel pipeline of relaxing spatial-temporal attention on the original object while injecting the target’s cross-attention, which is proven to be an efficient strategy for consistent shape-wise editing.
- Our approach utilizes an object-centric cross-attention swapping technique. Specifically, it maintains the original prompt’s cross-attention post-swapping, thereby ensuring stable editing of long videos, up to 64 frames, with consistent structural layout.
- We have conducted extensive experiments on editing long real videos across various baselines, achieving excellent performance in background transformation, consistent shape editing, and pose preservation.

2 Related Work

2.1 Diffusion Model for Text-driven Video Editing

Image editing with generative models, predominantly based on GANs Park et al. [2019], Gal et al. [2021], Li et al. [2020] and Diffusion models Sheynin et al. [2023], Kawar et al. [2023], Parmar et al. [2023], has been extensively studied. Owing to the step-wise denoising characteristic of diffusion models, which facilitates stronger control and is advantageous for maintaining temporal consistency, most video editing works are based on these models, particularly DDIM Song et al. [2020]. Editing a real video often involves adding effective control to a large pre-trained model, while preserving the structural layout and temporal consistency. ControlNet Zhang et al. [2023] for conditional control in pre-trained models is a widely adopted approach Ouyang et al. [2023], Liao and Deng [2023], Yang et al. [2023]. Diverse conditional controls are deployed through ControlNet, for example, HED boundary Zhao et al. [2023a], various edge map Feng et al. [2023], depth map Yan et al. [2023], pose Zhao et al. [2023b] and bounding box controls Jeong and Ye [2023], catering to corresponding purposes of facial editing, structure maintenance, gesture preservation and target localization. However, this method requires tailored control types for different video prompts and expertise in integration when multiple controls are needed.

Neural Atlases (NLA) Kasten et al. [2021], Couairon et al. [2023], Lee et al. [2023], Huang et al. [2023] model-based methods are popular for their capacity to decompose inputs into layered representations, such as foreground and background atlases, ensuring scene consistency. Notable examples include Text2Live Bar-Tal et al. [2022], which introduces additional edit layers to atlases and trains a specific generator for these layers. StableVideo Chai et al. [2023] enhances temporal consistency with an atlas aggregation network. However, the diversity of these methods is constrained by the object layer setup, or they require different pre-trained models for various videos.

Other methods include FuseYourLatent Lu et al. [2023], which fuses latents directly during editing, and TokenFlow Geyer et al. [2023], which propagates diffusion features using inter-frame correspondences. Dreamix Molad et al. [2023], on the other hand, disrupts the original video via down-sampling and focuses on fine-tuning for motion consistency, often at the expense of structural consistency.

2.2 Attention Control for Image and Video Editing

In addition to the aforementioned methods, attention-control-based approaches are becoming increasingly popular because they do not require any additional input beyond the prompt and the input video. Text-driven image and video editing methods generally involve two categories: self-attention (or spatial-temporal attention) control and cross-attention control, with the latter focusing on the correlation between the image and its prompt. Due to its crucial role in aligning the spatial layout of generated objects with the semantic structure of prompts, cross-attention has been widely adopted in image editing works Wang et al. [2023], Chen et al. [2023], Choi et al. [2023], Park et al. [2023]. For instance, Prompt-to-Prompt Hertz et al. [2022] realized localized image editing by replacing, refining, or reweighing the prompts’ cross-attention weights. pix2pix-zero Parmar et al. [2023] realized structurally coherent image editing by using the cross-attention as guidance, constructing and minimizing a cross-attention loss function.

When extending the editing target from images to videos, both spatial-temporal and cross-attention can be effectively utilized to incorporate features from the target prompt while ensuring temporal consistency. Addressing the common flickering issue in video editing, Tune-A-Video Wu et al. [2023] introduced sparse-casual spatial-temporal attention and temporal attention to guarantee consistent editing. FateZero Qi et al. [2023] leverages the cross-attention of moving objects to mask spatial-temporal attention, minimizing background changes during feature injection. P2P-video Liu et al. [2023] adapts the cross-attention control from Prompt-to-prompt, initially used in image editing, to video editing by integrating sparse causal attention in the temporal domain. In a different approach, LOVECon Liao and Deng [2023] processes the source video by dividing it into consecutive windows, sequentially editing the frames while using cross-attention across these windows to maintain temporal consistency. Pix2Video Ceylan et al. [2023] initiates text-guided edits on an individual frame and then propagates these modifications to subsequent frames via self-attention injection. However, maintaining strong temporal consistency often restricts editing mainly to style transfer due to the limited freedom for more significant alterations. While shape editing through masking self-attention can potentially lead to instability during new injections if the threshold for generating the mask is not the optimized value. In this paper, we address these challenges by relaxing self-attention while injecting cross-attention within the original structural layout, allowing consistent shape editing.

3 Methodology

3.1 Preliminary

Latent Diffusion Models. Denoising Diffusion Probabilistic Models (DDPMs) Ho et al. [2020] are one of the generative models that capture certain data distribution $q(x)$ with a U-Net Ronneberger et al. [2015] ϵ_θ . Latent Diffusion Models (LDMs) Rombach et al. [2022] are variants of DDPMs in which the diffusing and denoising process are operated in the latent space of an autoencoder. An encoder \mathcal{E} reduces an RGB image x to a low-dimensional latent variable $z = \mathcal{E}(x)$, which is then approximated back to pixel space by decoder \mathcal{D} as $\mathcal{D}(z) \approx x$. Texts can be incorporated into the model as guidance allowing semantic modifications of the input data. The objectives of LDMs and text-driven LDMs are to minimize the losses, as shown in Eq. 1 and Eq. 2

$$\mathcal{L}(\theta) = \mathbb{E}_{z_0 \sim q(\mathcal{E}(x_0)), \epsilon \sim \mathcal{N}(0, I), t} \|\epsilon - \epsilon_\theta(z_t, t)\|_2^2, \quad (1)$$

$$\mathcal{L}_p(\theta) = \mathbb{E}_{z_0 \sim q(\mathcal{E}(x_0)), \epsilon \sim \mathcal{N}(0, I), t} \|\epsilon - \epsilon_\theta(z_t, t, p)\|_2^2, \quad (2)$$

where $p = \psi(P)$, the embedding of the conditional text prompt P and z_t is a noisy sample of z_0 at timestep t .

DDIM Inversion Denoising diffusion implicit model (DDIMs) Song et al. [2020] are special cases of DDPMs where the sampling process is deterministic, and are thus employed for image and video editing tasks. The deterministic property not only accelerates the sampling process, but enables semantic interpolation in the latent variables whose consistency are ensured by deterministic sampling.

Random noise z_T is converted to a clean latent z_0 in a sequence of timestep $t : T \rightarrow 1$:

$$z_{t-1} = \frac{\sqrt{\alpha_{t-1}}z_t - \sqrt{1-\alpha_t}\epsilon_\theta}{\sqrt{\alpha_t}} + \sqrt{1-\alpha_{t-1}}\epsilon_\theta, \quad (3)$$

Grounded in the ODE limit analysis of the diffusion process, the DDIM inversion method is designed to transform a clean latent \hat{z}_0 into its corresponding noised version \hat{z}_T through a reverse sequence of steps $t : 1 \rightarrow T$:

$$\hat{z}_t = \frac{\sqrt{\alpha_t}\hat{z}_{t-1} - \sqrt{1-\alpha_{t-1}}\epsilon_\theta}{\sqrt{\alpha_{t-1}}} + \sqrt{1-\alpha_t}\epsilon_\theta. \quad (4)$$

where α_t is the parameter for noise scheduling.

Eq. 4 is employed to reverse the clean latent of the original video into its noised counterpart, followed by the application of Eq. 3 to sample the edited video from this noise space with attention control.

3.2 Pipeline of RealCraft

The pipeline of our proposed *RealCraft* is illustrated in Fig. 2. Initially, input frames are encoded into latent space, followed by DDIM inversion (Eq. 4) to obtain the inverted latents, while saving the cross-attention for each word within the prompt. Editing is executed during the denoising stage (Eq. 3), with both stored and current attentions managed by the Attention Control Module, enabling shape-wise and temporally consistent editing. This video editing process is performed in a zero-shot manner directly using Stable Diffusion.

3.3 Attention Control Module in RealCraft

The proposed Attention Control Module comprises two key components: CrossBlender and SpatialBlender, each tasked with editing cross-attention and spatial-temporal attention, respectively. For clarity, we introduce the following notations: $P_{src} = \{w_i^{src} \mid i \in [0, M-1]\}$, $P_{edit} = \{w_i^{edit} \mid i \in [0, M-1]\}$ denote the source and editing prompts, M is the total number of words in the prompt. $W_{src} = \{w_j^{src} \mid j \in [0, N-1]\}$, $W_{edit} = \{w_j^{edit} \mid j \in [0, N-1]\}$ represent the words to be modified in P_{src} and the replacement words in P_{edit} , where N is the number of words to swap. At timestep t during denoising, the cross-attention $c_{i,t}^{edit} \in C_{edit,t}$ are calculated for each w_i^{edit} in P_{edit} and the spatial-temporal attention s_i^{edit} for P_{edit} . Correspondingly, the stored cross-attention of source prompts for timestep t are $C_{src,t} = \{c_{i,t}^{src} \mid i \in [0, M-1]\}$.

3.3.1 CrossBlender

Our CrossBlender, while inspired by the swapping method in Prompt-to-Prompt Hertz et al. [2022], adopts a distinct approach. It diverges from Prompt-to-Prompt as follows: 1. We swap only the cross-attention of specified words (W_{src} and W_{edit}), rather than the entire cross-attention map of the sentence. 2. Unlike the step-function-like swapping in Prompt-to-Prompt, which is determined by the timestep, our method replaces the cross-attention of W_{src} directly with that of W_{edit} , independent of the timestep. 3. After swapping, we use the cross-attention of P_{src} as the controlled output, rather than retaining the cross-attention of P_{edit} . These differences result in more localized changes by swapping the attention of specific words only; a complete injection ensures greater accuracy of the inserted features; and a focus on the time consistency of the generated frames. Collectively, these modifications better meet the demands of real-world editing tasks. The mathematical representation of CrossBlender is as follows:

$$CrossBlender(C_{src,t}, C_{edit,t}) = \begin{cases} c_{i,t}^{src} & \text{for } w_j^{src} \text{ not in } W_{src} \\ c_{i,t}^{edit} & \text{for } w_j^{src} \text{ in } W_{src} \end{cases} \quad (5)$$

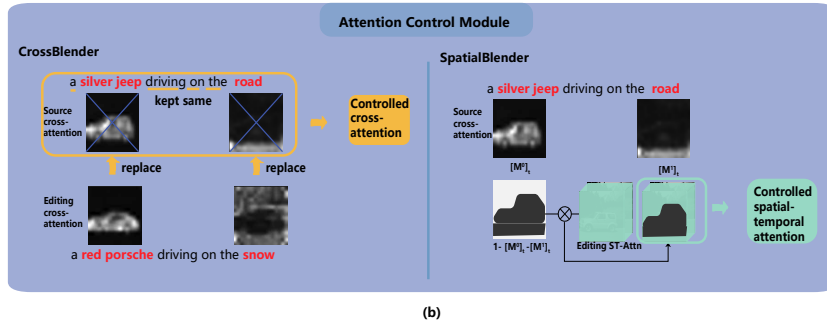
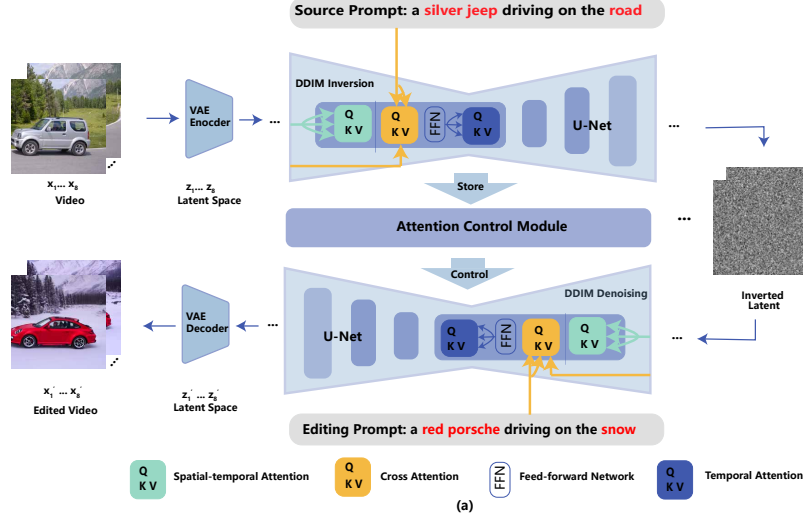


Figure 2: (a) Our proposed *RealCraft* pipeline with inputs source frames x_i ($i = 1, 2, \dots, n$, with $n = 8$ in this illustration), source prompt P_{src} , and editing prompt P_{edit} . Initially, x_i are encoded into latent space by a VAE Kingma and Welling [2013] encoder, followed by DDIM inversion to obtain the inverted latents, while storing spatial-temporal and cross-attention. In the denoising stage, the stored cross-attentions generated in the denoising stage are input into the Attention Control Module, orchestrating the spatial-temporal and cross-attention to craft the edited video. (b) The proposed Attention Control Module comprises CrossBlender and SpatialBlender. In the CrossBlender, the cross-attention of editing words W_{edit} in P_{edit} is used to replace the cross-attention of according words W_{src} in P_{src} . The controlled output is the cross-attention of P_{src} with replaced cross-attention. In the SpatialBlender, built upon FateZero Qi et al. [2023], we mask out the spatial-temporal attention in the denoising stage with the cross-attention of W_{src} with fixed blending threshold (0.5), leaving the room for injected cross-attention.

where $i \in [0, M - 1]$, $j \in [0, N - 1]$.

3.3.2 SpatialBlender

Built upon FateZero Qi et al. [2023], our method relaxes the selection requirements for the blending threshold τ , the self-attention (spatial-temporal attention) blending step t_s , and the cross-attention blending step t_c that FateZero mandates for determining the blending moments of spatial-temporal and cross-attention, as well as the shape of the blending mask. In FateZero, shape editing is highly sensitive to the choice of τ , which governs the areas to preserve in P_{src} and the new elements to introduce in P_{edit} . Inappropriate values for τ can lead to an inaccurate pose or shape of the object. By loosening this threshold and leveraging new features through cross-attention rather than relying solely on spatial-temporal attention, we can adopt a fixed value for τ , such as 0.5 in most cases, to partially neutralize some original spatial-temporal attention, thereby making room for the newly injected cross-attention that more critically influences the alignment between the prompt and frame



Figure 3: An ablation study on the Attention Control Module’s components for shape editing: The top row displays the original and the generated frames, while the second row illustrates the cross-attention maps for the editing words W_{edit} .

content. The mathematical representation of SpatialBlender is as follows:

$$SpatialBlender(C_{src,t}, s_t^{edit}) = [1 - \sum_{i=0}^{M-1} step(C_{i,t}^{edit})] \odot s_t^{edit} \quad (6)$$

where $step$ is a step function with threshold τ equals to 0.5.

3.3.3 Algorithm

The general algorithm for *RealCraft* video editing with CrossBlender and SpatialBlender is shown in *Algorithm 1*

Algorithm 1 RealCraft video editing

- 1: **Input:** original video X , source prompt P_{src} , editing prompt P_{edit} , source words W_{src} , editing words W_{edit} .
 - 2: **Output:** Edited video X_{edited} .
 - 3: $z_0 = \mathcal{E}(X)$.
 - 4: $z_T, \{C_{src}\} = DDIM - INV(z_0, P_{src})$;
 - 5: **for** $t = T; T - 1; \dots; 1$ **do**
 - 6: $z_{t-1}, C_{edit,t-1}, s_{t-1}^{edit} \leftarrow DDIM(z_t, P_{edit}, t)$;
 - 7: $C_{edit,t-1}^* \leftarrow CrossBlender(C_{src,t-1}, C_{edit,t-1})$;
 - 8: $S_{edit,t-1}^* \leftarrow SpatialBlender(s_{t-1}^{edit}, C_{src,t-1})$;
 - 9: $z_{t-1}^* \leftarrow DDIM(z_t^*, P_{edit}, t) \{C_{edit,t-1} \leftarrow C_{edit,t-1}^*, s_{t-1}^{edit} \leftarrow s_{t-1}^{edit*}\}$;
 - 10: **end for**
 - 11: $X_{edited} = \mathcal{D}(z_0^*)$
 - 12: **return** X_{edited}
-

An ablation study has been performed on the various components of the Attention Control Module, as shown in *Fig. 3*. With the background preservation capability of SpatialBlender and the direct feature injection by CrossBlender, the vacant areas are automatically integrated with water through the pre-trained weights in Stable Diffusion. With both CrossBlender and SpatialBlender operating, precise and prominent shape editing can be achieved, which is a challenging problem in real image/video editing.

3.4 Optional Fine-tuning

RealCraft achieves shape-wise and consistent editing with zero-shot capability directly through Stable Diffusion Rombach et al. [2022] with its image-text cross-attention alignment. When needed, fine-tuning can further enhance more significant shape transformations. A simplified illustration is presented in *Fig. 4 (a)*, drawing on the approach from Tune-A-Video Wu et al. [2023]. During fine-tuning, spatial-temporal attention (sparse-causal attention in this case), cross-attention, and temporal attention are updated. By substituting the standard 3×3 convolution kernels with $1 \times 3 \times 3$

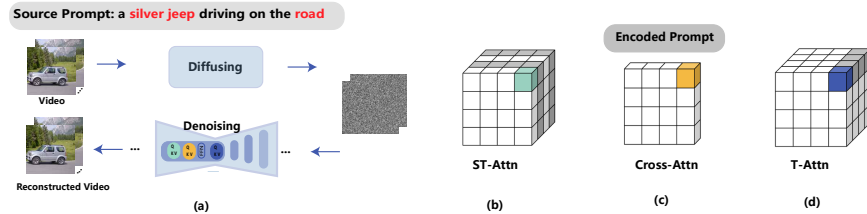


Figure 4: (a) A simplified pipeline of fine-tuning, the weights are updated using reconstruction loss. (b) An illustration of spatial-temporal attention within the frames, sparse-casual in this case. (c) An illustration of cross-attention between encoded prompt and frame. (d) An illustration of temporal attention in the time domain.

pseudo 3D kernels, along with temporal adjustments, Stable Diffusion can be fine-tuned using images from the target class to enhance editing outcomes.

4 Applications

4.1 Consistent Long Video Editing

RealCraft supports consistent long video editing up to 64 frames using a sliding window approach. It processes 8 frames at a time without any overlap or reliance on previous frames. A challenging example is shown in *Fig. 5*, where the original video features in a small dog moving quickly under environmental occlusions from leaves, poles, and fences. Our method effectively transforms the dog into a cat while preserving the video’s overall consistency under occlusion. *RealCraft*’s temporal consistency stems from its localized edits, which are controlled by the object-centric cross-attention swap.

4.2 Background Transformation

Leveraging the relaxation of source self-attention and the injection of editing cross-attention, *RealCraft* effectively neutralizes the influence of the original structure of the frames while introducing new features, preventing them from being overshadowed by existing elements in original frames. This approach ensures a clean and consistent background transformation. Examples of this can be found in *Fig. 1* and *Fig. 6*.

4.3 Precise Shape Editing

RealCraft has shown promising performance in consistent shape editing, a task often regarded as difficult in real video editing. As shown in *Fig. 7*, the shape of the original objects is significantly altered while maintaining the edits localized and stable across frames.

4.4 Pose preservation

RealCraft effectively maintains the object’s pose, even in partially incomplete images. For instance, in *Fig. 8 (a)*, despite the bear’s head being left out from the image – a situation that typically complicates editing because distinct features are needed by the prompts to provide enough guidance – *RealCraft* successfully retains the original pose.

5 Experiment

5.1 Implementation Details

For most of the editing tasks, we directly employ Stable Diffusion v1-4 as the pre-trained model with a DDIM step of total timestep $T = 30$. To ensure fair evaluation and accommodate baselines requiring atlas layers, we utilize the dataset in NLA Kasten et al. [2021], sourced from the DAVIS dataset Pont-Tuset et al. [2017], comprising real videos ranging from 43 to 70 frames. These frames are segmented



Figure 5: An example of *RealCraft* applied to long video editing tasks, spanning 40 frames.

into non-overlapping sets of eight consecutive frames each, simplifying the process of running on other baselines. Across all baselines, a uniform blending threshold of 0.5 and, where relevant, the same replacement words are consistently used. The editing interval is fixed at $t \in [0.5 \times T, T]$

5.2 Metrics

We followed the same metrics adopted by the FateZero Qi et al. [2023]:

- **Tem-Con Esser et al. [2023]**. This metric assesses temporal consistency in video frames by calculating the cosine similarity across all pairs of consecutive frames.
- **Frame-Acc Parmar et al. [2023]**. This refers to frame-wise editing accuracy, quantified as the proportion of frames where the edited image exhibits higher CLIP similarity to the editing prompt compared to the source prompt.

5.3 Baseline Comparisons

Quantitative evaluation of our proposed method in comparison with state-of-the-art zero-shot video editing baselines is performed on the aforementioned dataset. We have selected five baselines, each representing a key category within the spectrum of video editing methodologies. These include the three mainstream approaches to video editing methods outlined in Section 2, namely attention-control-based methods, ControlNet, and NLA-based methods: i) FateZero Qi et al. [2023] conducts editing through masking the spatial-temporal attention with binary cross-attention masks ii) Tune-A-Video Wu et al. [2023] generates similar content by overfitting an inflated diffusion model on a single video. iii) StableVideo Chai et al. [2023] performs consistency-aware video editing through updating the models Neural layered atlas (NLA) via editing key video frames. iv) LOVECon Liao and Deng [2023] adopts ControlNet Zhang et al. [2023] to guide the denoising process, employing cross-attention across frames’ windows to facilitate long video editing. v) Video-P2P Liu et al. [2023] expands Prompt-to-Prompt Hertz et al. [2022] from image to video editing by incorporating cross-attention control.

5.4 Experimental Results

Tab. 1 displays the performance of our method and various baselines in terms of temporal consistency and editing accuracy of generated videos. Our approach outperforms others in both metrics. FateZero and Tune-A-Video exhibit commendable editing accuracy and temporal consistency, respectively. Therefore, in the following sections, we compare these methods across three distinct sub-tasks — background transformation, shape editing, and pose preservation — to demonstrate the effectiveness of our approach. Owing to space constraints, we focus on a qualitative comparison of our method with FateZero and Tune-A-Video.

In *Fig. 6*, our method made more noticeable changes in the background and closely aligned with the prompt. For instance, in transforming forest or park into desert, our approach successfully adds desert features but also alters the shape of the woods. In the case of converting a forest into a snowy landscape, our method uniquely generates snow on the background trees, a feature not presented by

Table 1: Quantitative evaluation against baselines on dataset provided in NLA Kasten et al. [2021].

Method	CLIP Metrics \uparrow	
	Tem-Con	Fram-Acc
FateZero Qi et al. [2023]	0.9564	<u>0.9043</u>
Tune-A-Video Wu et al. [2023]	0.9718	0.8544
StableVideo Chai et al. [2023]	0.9238	0.8469
LOVECon Liao and Deng [2023]	0.8859	0.6545
Video-P2P Liu et al. [2023]	0.8798	0.8689
Ours - C. only	<u>0.9727</u>	0.8700
Ours - C. + S.	0.9774	0.9542

C. only stands for only *CrossBlender* is used.

C. + S. stands for both *CrossBlender* and *SpatialBlender* are used.

The highest performances are highlighted in bold, the second-best results are marked with an underline.




Figure 6: Qualitative comparison with other high-performing baselines in background transformation.

the others. This occurs as Tune-A-Video prioritizes the consistency of edits, leading to situations where the cross-attention guidance is overshadowed by the dominant spatial-temporal attention. And FateZero employs binary masks to maintain the background, enhancing stability but simultaneously constraining the extent of background alterations. Fig. 7 demonstrates our method’s proficiency in achieving shape editing that closely adheres to the prompt while maintaining temporal consistency. In the boat-to-kayak example, our method successfully reshapes it into a kayak, while FateZero struggles in adding the new object, likely due to sensitivity in selecting the optimal blending threshold. Tune-A-Video, although converting the boat to a kayak, remains too similar to the original. Particularly in the helmet-to-beret example, both our method and FateZero perform well, but Tune-A-Video falls short in achieving a realistic shape and texture, with the color distribution closely mirroring the original frames. This shows that FateZero’s shape editing can be effective when editing smaller objects where inconsistencies are less noticeable. Fig. 8 presents the pose preservation capabilities of different methods. Our method’s ability in neutralizing spatial-temporal attention and implementing localized cross-attention allows for maintaining the original pose and enables detailed shape-wise editing, even in frames that are not fully complete. In the example of blackswan-to-flamingo, both our method and Tune-A-Video maintain consistency and appropriate texture in the edited frames. However, Tune-A-Video’s results lack the necessary shape modifications to closely resemble a flamingo. In the jeep-to-porsche example, where only a small portion of the car is visible, FateZero encounters difficulties in preserving the car’s pose, resulting in distortion.

In conclusion, while FateZero’s method of binarizing the cross-attention mask to preserve the background depends significantly on the selected blending threshold, causing temporal instability in edits, it demonstrates good performance in bring in new features. Tune-A-Video uses sparse-causal




Figure 7: Qualitative comparison with other high-performing baselines in shape editing. (a) *boat* → *kayak* and *hill* → *forest*; (b) *blackswan* → *duck*; (c) *helmet* → *beret* and *road* → *grass*




Figure 8: Qualitative comparison with other high-performing baselines in pose preservation.

spatial-temporal and temporal attention for enhanced temporal consistency. However, this extra safeguard restricts the extent of editing, often at the expense of flexibility.

6 Discussion

6.1 Failure Case

Our method depends on accurate cross-attention masks between the original frame and prompt provided by Stable Diffusion. In *Fig. 9*, a failure case is depicted, the transform of a gray dog to a robotic dog with the mat to floor is incomplete. This issue arises because the cross-attention mask does not entirely align with the ground truth, such as the attention mask for the mat focusing mainly on the edges and overlooking the central part, thereby limiting edits to the attention-focused areas. However, fine-tuning Stable Diffusion for specific downstream tasks can alleviate this problem.

6.2 Conclusion

In this paper, we introduce *RealCraft*, an effective method based on attention control for editing real videos. Our approach facilitates consistent shape-wise editing across up to 64 frames by simultaneously relaxing spatial-temporal attention and injecting cross-attention. Through extensive evaluation, we demonstrate *RealCraft*'s effectiveness in background transformation, consistent shape editing, and pose preservation. The ideal application of *RealCraft* lies in background alteration and editing shape in scenes where the size of the moving object doesn't have dramatic changes, due




Figure 9: An illustration of a failure case. (a) shows the original frame, (b) depicts the edited frame where ‘gray’ dog is changed to ‘robotic’ dog and ‘mat’ changed to ‘floor’, (c) displays the cross-attention masks between the prompt words ‘gray’ and ‘mat’ with the original frame.

to the need for relaxation of spatial-temporal attention. Given *RealCraft*’s reliable performance in maintaining consistency and shape editing, future developments could expand the guidance from prompt only to multi-modal input, thus expanding the control over object movement (trajectory, velocity, etc.) within scenes and offering users greater creative freedom in their edits.

References

- Omer Bar-Tal, Dolev Ofri-Amar, Rafail Fridman, Yoni Kasten, and Tali Dekel. Text2live: Text-driven layered image and video editing. In *European conference on computer vision*, pages 707–723. Springer, 2022.
- James Betker, Gabriel Goh, Li Jing, Tim Brooks, Jianfeng Wang, Linjie Li, Long Ouyang, Juntang Zhuang, Joyce Lee, Yufei Guo, et al. Improving image generation with better captions, 2023.
- Duygu Ceylan, Chun-Hao P Huang, and Niloy J Mitra. Pix2video: Video editing using image diffusion. In *Proceedings of the IEEE/CVF International Conference on Computer Vision*, pages 23206–23217, 2023.
- Wenhao Chai, Xun Guo, Gaoang Wang, and Yan Lu. Stablevideo: Text-driven consistency-aware diffusion video editing. In *Proceedings of the IEEE/CVF International Conference on Computer Vision*, pages 23040–23050, 2023.
- Minghao Chen, Iro Laina, and Andrea Vedaldi. Training-free layout control with cross-attention guidance. *arXiv preprint arXiv:2304.03373*, 2023.
- Jooyoung Choi, Yunjey Choi, Yunji Kim, Junho Kim, and Sungroh Yoon. Custom-edit: Text-guided image editing with customized diffusion models. *arXiv preprint arXiv:2305.15779*, 2023.
- Paul Couairon, Clément Rambour, Jean-Emmanuel Haugeard, and Nicolas Thome. Videdit: Zero-shot and spatially aware text-driven video editing. *arXiv preprint arXiv:2306.08707*, 2023.
- Patrick Esser, Johnathan Chiu, Parmida Atighehchian, Jonathan Granskog, and Anastasis Germanidis. Structure and content-guided video synthesis with diffusion models. In *Proceedings of the IEEE/CVF International Conference on Computer Vision*, pages 7346–7356, 2023.
- Ruoyu Feng, Wenming Weng, Yanhui Wang, Yuhui Yuan, Jianmin Bao, Chong Luo, Zhibo Chen, and Baining Guo. Ccredit: Creative and controllable video editing via diffusion models. *arXiv preprint arXiv:2309.16496*, 2023.
- Rinon Gal, Or Patashnik, Haggai Maron, Gal Chechik, and Daniel Cohen-Or. Stylegan-nada: Clip-guided domain adaptation of image generators. *arXiv preprint arXiv:2108.00946*, 2021.
- Michal Geyer, Omer Bar-Tal, Shai Bagon, and Tali Dekel. Tokenflow: Consistent diffusion features for consistent video editing. *arXiv preprint arXiv:2307.10373*, 2023.
- Yutong He, Ruslan Salakhutdinov, and J Zico Kolter. Localized text-to-image generation for free via cross attention control. *arXiv preprint arXiv:2306.14636*, 2023.
- Amir Hertz, Ron Mokady, Jay Tenenbaum, Kfir Aberman, Yael Pritch, and Daniel Cohen-Or. Prompt-to-prompt image editing with cross attention control. *arXiv preprint arXiv:2208.01626*, 2022.
- Jonathan Ho, Ajay Jain, and Pieter Abbeel. Denoising diffusion probabilistic models. *Advances in neural information processing systems*, 33:6840–6851, 2020.
- Jiahui Huang, Leonid Sigal, Kwang Moo Yi, Oliver Wang, and Joon-Young Lee. Inve: Interactive neural video editing. *arXiv preprint arXiv:2307.07663*, 2023.
- Hyeonho Jeong and Jong Chul Ye. Ground-a-video: Zero-shot grounded video editing using text-to-image diffusion models. *arXiv preprint arXiv:2310.01107*, 2023.
- Yoni Kasten, Dolev Ofri, Oliver Wang, and Tali Dekel. Layered neural atlases for consistent video editing. *ACM Transactions on Graphics (TOG)*, 40(6):1–12, 2021.
- Bahjat Kawar, Shiran Zada, Oran Lang, Omer Tov, Huiwen Chang, Tali Dekel, Inbar Mosseri, and Michal Irani. Imagic: Text-based real image editing with diffusion models. In *Proceedings of the IEEE/CVF Conference on Computer Vision and Pattern Recognition*, pages 6007–6017, 2023.
- Diederik P Kingma and Max Welling. Auto-encoding variational bayes. *arXiv preprint arXiv:1312.6114*, 2013.

- Yao-Chih Lee, Ji-Ze Genevieve Jang, Yi-Ting Chen, Elizabeth Qiu, and Jia-Bin Huang. Shape-aware text-driven layered video editing. In *Proceedings of the IEEE/CVF Conference on Computer Vision and Pattern Recognition*, pages 14317–14326, 2023.
- Yandong Li, Yu Cheng, Zhe Gan, Licheng Yu, Liqiang Wang, and Jingjing Liu. Bachgan: High-resolution image synthesis from salient object layout. In *Proceedings of the IEEE/CVF Conference on Computer Vision and Pattern Recognition*, pages 8365–8374, 2020.
- Zhenyi Liao and Zhijie Deng. Lovecon: Text-driven training-free long video editing with controlnet. *arXiv preprint arXiv:2310.09711*, 2023.
- Shaoteng Liu, Yuechen Zhang, Wenbo Li, Zhe Lin, and Jiaya Jia. Video-p2p: Video editing with cross-attention control. *arXiv preprint arXiv:2303.04761*, 2023.
- Tianyi Lu, Xing Zhang, Jiayi Gu, Hang Xu, Renjing Pei, Songcen Xu, and Zuxuan Wu. Fuse your latents: Video editing with multi-source latent diffusion models. *arXiv preprint arXiv:2310.16400*, 2023.
- Eyal Molad, Eliahu Horwitz, Dani Valevski, Alex Rav Acha, Yossi Matias, Yael Pritch, Yaniv Leviathan, and Yedid Hoshen. Dreamix: Video diffusion models are general video editors. *arXiv preprint arXiv:2302.01329*, 2023.
- Hao Ouyang, Qiuyu Wang, Yuxi Xiao, Qingyan Bai, Juntao Zhang, Kecheng Zheng, Xiaowei Zhou, Qifeng Chen, and Yujun Shen. Codef: Content deformation fields for temporally consistent video processing. *arXiv preprint arXiv:2308.07926*, 2023.
- Geon Yeong Park, Jeongsol Kim, Beomsu Kim, Sang Wan Lee, and Jong Chul Ye. Energy-based cross attention for bayesian context update in text-to-image diffusion models. *arXiv preprint arXiv:2306.09869*, 2023.
- Taesung Park, Ming-Yu Liu, Ting-Chun Wang, and Jun-Yan Zhu. Semantic image synthesis with spatially-adaptive normalization. In *Proceedings of the IEEE/CVF conference on computer vision and pattern recognition*, pages 2337–2346, 2019.
- Gaurav Parmar, Krishna Kumar Singh, Richard Zhang, Yijun Li, Jingwan Lu, and Jun-Yan Zhu. Zero-shot image-to-image translation. In *ACM SIGGRAPH 2023 Conference Proceedings*, pages 1–11, 2023.
- Jordi Pont-Tuset, Federico Perazzi, Sergi Caelles, Pablo Arbeláez, Alex Sorkine-Hornung, and Luc Van Gool. The 2017 davis challenge on video object segmentation. *arXiv preprint arXiv:1704.00675*, 2017.
- Chenyang Qi, Xiaodong Cun, Yong Zhang, Chenyang Lei, Xintao Wang, Ying Shan, and Qifeng Chen. Fatezero: Fusing attentions for zero-shot text-based video editing. *arXiv preprint arXiv:2303.09535*, 2023.
- Robin Rombach, Andreas Blattmann, Dominik Lorenz, Patrick Esser, and Björn Ommer. High-resolution image synthesis with latent diffusion models. In *Proceedings of the IEEE/CVF conference on computer vision and pattern recognition*, pages 10684–10695, 2022.
- Olaf Ronneberger, Philipp Fischer, and Thomas Brox. U-net: Convolutional networks for biomedical image segmentation. In *Medical Image Computing and Computer-Assisted Intervention–MICCAI 2015: 18th International Conference, Munich, Germany, October 5-9, 2015, Proceedings, Part III 18*, pages 234–241. Springer, 2015.
- Chitwan Saharia, William Chan, Saurabh Saxena, Lala Li, Jay Whang, Emily L Denton, Kamyar Ghasemipour, Raphael Gontijo Lopes, Burcu Karagol Ayan, Tim Salimans, et al. Photorealistic text-to-image diffusion models with deep language understanding. *Advances in Neural Information Processing Systems*, 35:36479–36494, 2022.
- Shelly Sheynin, Adam Polyak, Uriel Singer, Yuval Kirstain, Amit Zohar, Oron Ashual, Devi Parikh, and Yaniv Taigman. Emu edit: Precise image editing via recognition and generation tasks. *arXiv preprint arXiv:2311.10089*, 2023.

- Jiaming Song, Chenlin Meng, and Stefano Ermon. Denoising diffusion implicit models. *arXiv preprint arXiv:2010.02502*, 2020.
- Kai Wang, Fei Yang, Shiqi Yang, Muhammad Atif Butt, and Joost van de Weijer. Dynamic prompt learning: Addressing cross-attention leakage for text-based image editing. *arXiv preprint arXiv:2309.15664*, 2023.
- Jay Zhangjie Wu, Yixiao Ge, Xintao Wang, Stan Weixian Lei, Yuchao Gu, Yufei Shi, Wynne Hsu, Ying Shan, Xiaohu Qie, and Mike Zheng Shou. Tune-a-video: One-shot tuning of image diffusion models for text-to-video generation. In *Proceedings of the IEEE/CVF International Conference on Computer Vision*, pages 7623–7633, 2023.
- Hanshu Yan, Jun Hao Liew, Long Mai, Shanchuan Lin, and Jiashi Feng. Magicprop: Diffusion-based video editing via motion-aware appearance propagation. *arXiv preprint arXiv:2309.00908*, 2023.
- Shuai Yang, Yifan Zhou, Ziwei Liu, and Chen Change Loy. Rerender a video: Zero-shot text-guided video-to-video translation. *arXiv preprint arXiv:2306.07954*, 2023.
- Lvmin Zhang, Anyi Rao, and Maneesh Agrawala. Adding conditional control to text-to-image diffusion models. In *Proceedings of the IEEE/CVF International Conference on Computer Vision*, pages 3836–3847, 2023.
- Min Zhao, Rongzhen Wang, Fan Bao, Chongxuan Li, and Jun Zhu. Controlvideo: Adding conditional control for one shot text-to-video editing. *arXiv preprint arXiv:2305.17098*, 2023a.
- Yuyang Zhao, Enze Xie, Lanqing Hong, Zhenguo Li, and Gim Hee Lee. Make-a-protagonist: Generic video editing with an ensemble of experts. *arXiv preprint arXiv:2305.08850*, 2023b.