

Your Student is Better Than Expected: Adaptive Teacher-Student Collaboration for Text-Conditional Diffusion Models

Nikita Starodubcev

Artem Fedorov

Artem Babenko

Dmitry Baranchuk

Yandex Research


<https://github.com/yandex-research/adaptive-diffusion>

Figure 1. *Left*: Overview of the proposed approach. *Right*: Side-by-side comparison of SDv1.5 and SDXL with their few-step distilled versions. The distilled models surpass the original ones in a noticeable number of samples for the same text prompts and initial noise.

Abstract

Knowledge distillation methods have recently shown to be a promising direction to speedup the synthesis of large-scale diffusion models by requiring only a few inference steps. While several powerful distillation methods were recently proposed, the overall quality of student samples is typically lower compared to the teacher ones, which hinders their practical usage. In this work, we investigate the relative quality of samples produced by the teacher text-to-image diffusion model and its distilled student version. As our main empirical finding, we discover that a noticeable portion of student samples exhibit superior fidelity compared to the teacher ones, despite the “approximate” nature of the student. Based on this finding, we propose an adaptive collaboration between student and teacher diffusion models for effective text-to-image synthesis. Specifically, the distilled

model produces an initial image sample, and then an oracle decides whether it needs further improvements with the teacher model. Extensive experiments demonstrate that the designed pipeline surpasses state-of-the-art text-to-image alternatives for various inference budgets in terms of human preference. Furthermore, the proposed approach can be naturally used in popular applications such as text-guided image editing and controllable generation.

1. Introduction

Large-scale diffusion probabilistic models (DPMs) have recently shown remarkable success in text-conditional image generation [32, 34, 38, 41] that aims to produce high quality images closely aligned with the user-specified text prompts. However, DPMs pose sequential synthesis leading to high inference costs opposed to feed-forward alternatives, e.g.,

GANs, that provide decent text-to-image generation results for a single forward pass [17, 43].

There are two major research directions mitigating the sequential inference problem of state-of-the-art diffusion models. One of them considers the inference process as a solution of a probability flow ODE and designs efficient and accurate solvers [18, 26, 27, 49, 58] reducing the number of inference steps down to ~ 10 without drastic loss in image quality. Another direction represents a family of knowledge distillation approaches [12, 24, 25, 28, 30, 42, 44, 50] that learn the student model to simulate the teacher distribution requiring only 1–4 inference steps. Recently, distilled text-to-image models have made a significant step forward [25, 28, 30, 44]. However, they still struggle to achieve the teacher performance either in terms of image fidelity and textual alignment [25, 28, 30] or distribution diversity [44]. Nevertheless, we hypothesize that text-to-image students may already have qualitative merits over their teachers. If so, perhaps it would be more beneficial to consider a teacher-student collaboration rather than focusing on replacing the teacher model entirely.

In this paper, we take a closer look at images produced by distilled text-conditional diffusion models and observe that the student can generate some samples even better than the teacher. Surprisingly, the number of such samples is significant and sometimes reaches up to half of the empirical distribution. Based on this observation, we design an adaptive collaborative pipeline that leverages the superiority of student samples and outperforms both individual models alone for various inference budgets. Specifically, the student model first generates an initial image sample given a text prompt, and then an “oracle” decides if this sample should be updated using the teacher model at extra compute. The similar idea has recently demonstrated its effectiveness for large language models (LLMs) [5] and we show that it can be naturally applied to text-conditional diffusion models as well. Our approach is schematically presented in Figure 1. To summarize, our paper presents the following contributions:

- We reveal that the distilled student DPMs can outperform the corresponding teacher DPMs for a noticeable number of generated samples. We demonstrate that most of the superior samples correspond to the cases when the student model significantly diverges from the teacher.
- Based on the finding above, we develop an adaptive teacher-student collaborative approach for effective text-to-image synthesis. The method not only reduces the average inference costs but also improves the generative quality by exploiting the superior student samples.
- We provide an extensive human preference study illustrating the advantages of our approach for text-to-image generation. Moreover, we demonstrate that our pipeline can readily improve the performance of popular text-guided image editing and controllable generation tasks.

2. Related work

Diffusion Probabilistic Models (DPMs) [14, 48, 49] represent a class of generative models consisting of *forward* and *reverse* processes. The *forward* process $\{x_t\}_{[0,T]}$ transforms real data $x_0 \sim p_{\text{data}}(x_0)$ into the noisy samples x_t using the transition kernels $\mathcal{N}(x_t | \sqrt{1 - \sigma_t}x_0, \sigma_t \mathbf{I})$ specifying σ_t according to the selected *noise schedule*.

The *reverse* diffusion process generates new data points by gradually denoising samples from a simple (usually standard normal) distribution. This process can be formulated as a *probabilistic-flow ODE* (PF-ODE) [46, 49], where the only unknown component is a *score function*, which is approximated with a neural network. The ODE perspective of the reverse process fosters designing a wide range of the specialized solvers [15, 18, 26, 27, 46, 57, 58] for efficient and accurate sampling. However, for text-to-image generation, one still needs ~ 25 and more steps for the top performance.

Text-conditional diffusion models can be largely grouped into *cascaded* and *latent* diffusion models. The cascaded models [32, 41] generate a sample in several stages using separate diffusion models for different image resolutions. The latent diffusion models [34, 37, 38] first generate a low-resolution latent variable in the VAE [21] space and then apply its feedforward decoder to map the latent sample to the high-resolution pixel space. Thus, the latent diffusion models have significantly more efficient inference thanks to a single forward pass for the upscaling step.

Along with cascaded models, there are other works combining several diffusion models into a single pipeline. Some methods propose to use distinct diffusion models at different time steps [1, 8, 23, 55]. Others [25, 34] consider an additional model to refine the samples produced with a base model. In contrast, our method relies on the connection between student and teacher models and adaptively improves only selected student samples to reduce the inference costs.

Text-to-image diffusion models have also succeeded in text-guided image editing and personalization [3, 10, 19, 29, 31, 40]. Moreover, some methods allow controllable generation via conditioning on additional inputs, e.g., canny-edges, semantic masks, sketches [52, 56]. Our experiments show that the proposed pipeline is well-suited to these techniques.

Distillation of diffusion models is another pivotal direction for efficient diffusion inference [2, 25, 30, 42, 44, 47, 50]. The primary goal is to adapt the diffusion model parameters to represent the teacher image distribution for 1–4 steps. Recently, consistency distillation (CD) [50] have demonstrated promising results on both classical benchmarks [20, 47] and text-to-image generation [28] but fall short of the teacher performance at the moment. Concurrently, adversarial diffusion distillation [44] could outperform the SDXL-Base [34] teacher for 4 steps in terms of image quality and prompt alignment. However, it significantly reduces the diversity of generated samples, likely due




Figure 2. **Student outperforms its teacher (SD1.5).** *Left:* Text-conditional image synthesis. *Right:* Text-guided image editing (SDEdit [29]). The images within each pair are generated for the same initial noise sample.

to the adversarial training [11] and mode-seeking distillation technique [35]. Therefore, it is still an open question if a few-step distilled model can perfectly approximate the diffusion model on highly challenging and diverse distributions that are currently standard for text-conditional generation [45].

3. Toward a unified teacher-student framework

Opposed to the purpose of replacing the expensive text-to-image diffusion models by more effective few-step alternatives, the present work suggests considering the distilled text-to-image models as a firm companion in a teacher-student collaboration.

In this section, we first explore the advantages of the distilled text-to-image models and then unleash their potential in a highly effective generative pipeline comprising the student and teacher models.

3.1. Delving deeper into the student performance

We start with a side-by-side comparison of the student and teacher text-to-image diffusion models. Here, we focus on Stable Diffusion v1.5¹ (SD1.5) as our main teacher model and distill it using consistency distillation [50]. The student details and sampling setup are presented in A. The similar analysis for a few other distilled models is provided in B.2.

In Figure 1 (Right), we provide the human votes for 600 random text prompts from COCO2014 [22] for SD1.5 and SDXL. The images within each pair are generated for the same initial noise sample. We observe that the students generally falls short of the teacher performance. However, interestingly, despite the initial intention to mimic the teacher model, ~30% student samples were preferred over the teacher ones. A few visual examples in Figure 2 validate these results.

¹<https://huggingface.co/runwayml/stable-diffusion-v1-5>

Therefore, we can formulate our first observation:

The student can surpass its teacher in a substantial portion of image samples.

Below, we develop a more profound insight into this phenomenon.

Student-teacher similarity. First, we evaluate the student’s ability to imitate the teacher. We compute pairwise distances between the student (S) and teacher (T) images generated for the same text prompts and initial noise. As a distance measure, we use DreamSim [9] tuned to be aligned with the human perception judgments. For evaluation, we consider 5000 prompts from the COCO2014 [22] validation split.

Primarily, we observe that many student samples are highly distinct from the teacher ones. A few image pairs are presented in Figure 3a. Figure 3c presents the human vote distribution for low (0–20%), medium (40–60%) and high (80–100%) distance ranges. Interestingly, most of the student wins appear when its samples are highly different from the teacher ones. This brings us to our second observation:

The student wins are more likely where its samples significantly differ from the teacher ones.

Also, we evaluate the relative gap in sample quality against the similarity between the teacher and student outputs. To measure the quality of individual samples, we use ImageReward [53], which shows a positive correlation with human preferences in terms of image fidelity and prompt alignment. The divergence in quality is calculated as the difference between the ImageReward scores for student and teacher samples. We observe that highly distinct samples

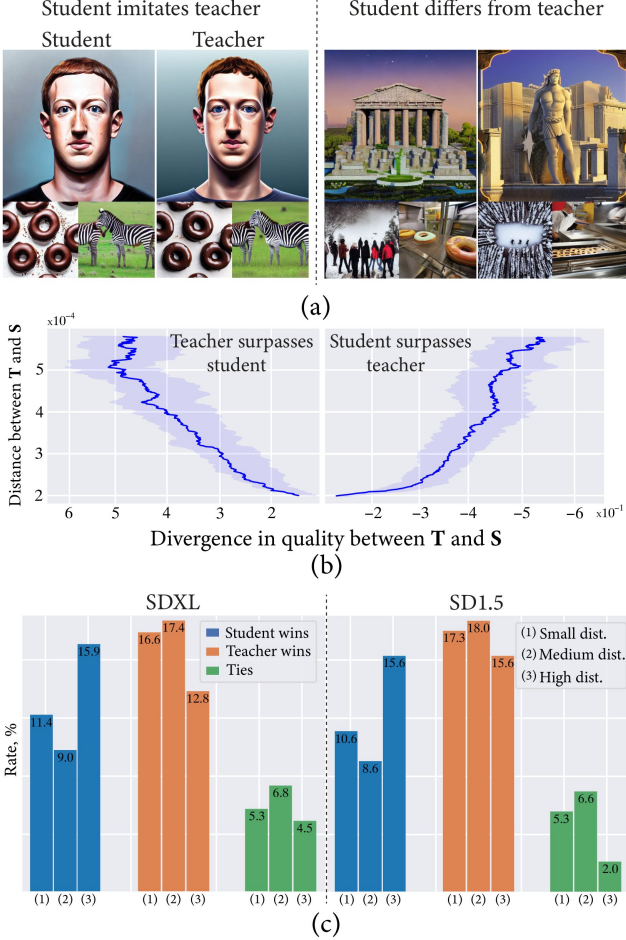


Figure 3. (a) Visual examples of similar (Left) and dissimilar (Right) teacher and student samples. (b) Similarity between the student and teacher samples w.r.t. the difference in sample quality. Highly distinct samples tend to be of different quality. (c) Human vote distribution for different distance ranges between student and teacher samples. Most of the student wins are achieved when the student diverges from the teacher.

likely have a significant difference in quality. Importantly, this holds for both student failures and successes, as shown in Figure 3b. Therefore, effectively detecting the positive student samples and improving the negative ones can potentially increase the generative performance.

Image complexity. Then, we describe the connection of the similarity between student and teacher samples with the teacher image complexity. To estimate the latter, we use the ICNet model [7] learned on a large-scale human annotated dataset. The results are presented in Figure 4. We notice that larger distances between student and teacher outputs are more typical for complex teacher samples. In other words, the student mimics its teacher for plain images, e.g., close-up faces, while acting more as an independent model for more intricate ones. Figure 4b confirms that significant changes in image quality are observed for more complex images.

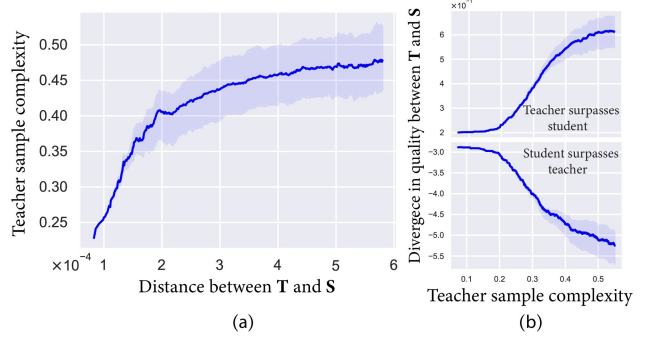


Figure 4. **Effect of image complexity.** (a) More similar student and teacher samples corresponds to simpler images and vice versa. (b) The student and teacher largely diverge in image quality on the complex teacher samples.

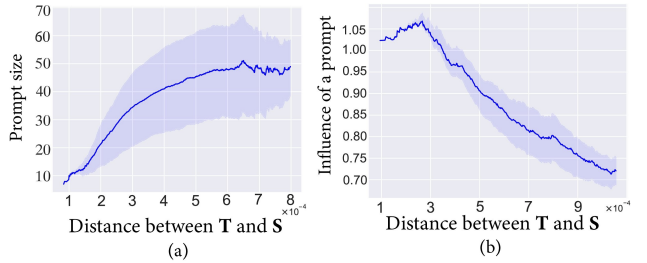


Figure 5. **Effect of text prompts.** (a) Shorter prompts usually lead to more similar student and teacher samples. (b) The student and teacher tend to generate more similar images when the student relies heavily on the text prompt.

Text prompts. Then, we analyse the connection of the student-teacher similarity with the prompt length. Figure 5 demonstrates that shorter prompts typically lead to more similar teacher and student samples. Here, the prompt length equals to the number of CLIP tokens. Intuitively, longer prompts are more likely to describe intricate scenes and object compositions than shorter ones. Note that long prompts can also carry low textual informativeness and describe concepts of low complexity. We hypothesize that this causes high variance in Figure 5a.

Also, we report the prompt influence on the student generation w.r.t. the student-teacher similarity in Figure 5b. We estimate the prompt influence by aggregating student cross-attention maps. More details are in B.1. The student tends to imitate the teacher if it relies heavily on the text prompt.

Trajectory curvature. Previously, it was shown to be beneficial to straighten the PF-ODE trajectory before distillation [24, 25]. We investigate the effect of the trajectory curvature on the similarity between the teacher and student samples and its correlation with the teacher sample complexity. We estimate the trajectory curvatures following [4] and observe that straighter trajectories lead to more similar student and teacher samples (Figure 6a). In addition, we

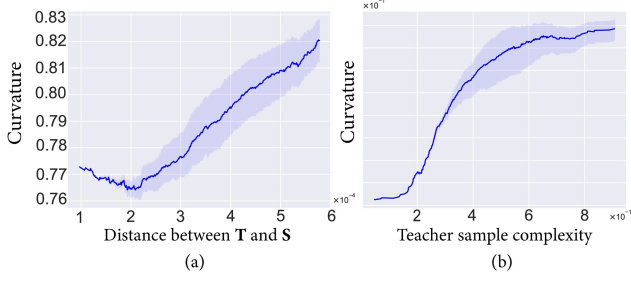


Figure 6. **Effect of teacher trajectory curvature.** (a) The student samples resemble the teacher ones for less curved trajectories. (b) Straighter trajectories usually correspond to plainer teacher images.

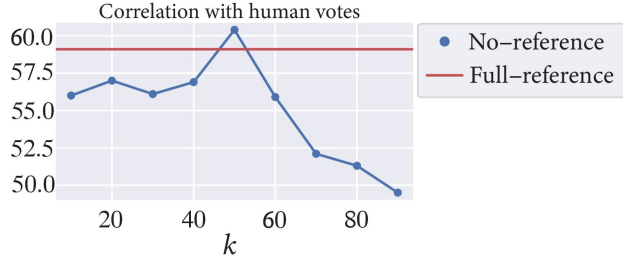


Figure 7. **Full-reference vs no-reference decision-making.** Usually, one can find a k -th percentile of the ImageReward scores providing the correlation with human votes similar to the full-reference comparisons but without observing the teacher samples.

show that the trajectory curvature correlates with the teacher sample complexity (Figure 6b).

To sum up, we conclude that the student largely diverges from the teacher on the samples that are challenging in different respects. Interestingly, the superior student samples often occur in these cases.

3.2. Method

In this section, we propose an adaptive collaborative approach consisting of three steps: 1) Generate a sample with the student model; 2) Decide if the sample needs further improvement; 3) If so, refine or regenerate the sample with the teacher model.

Student generation step produces an initial sample \mathcal{X}^S for a given context and noise. This work considers consistency distillation [50] as a primary distillation framework and uses multistep consistency sampling [50] for generation.

Adaptive step leverages our finding that many student samples may exhibit superior quality. Specifically, we seek an “oracle” that correctly detects superior student samples. For this role, we consider an individual sample quality estimator E . In particular, we use the current state-of-the-art automated estimator, ImageReward (IR) [53] that is learned to imitate human preferences for text-to-image generation.

Then, comparing the scores of the teacher and student samples, one can conclude which one is better. However, in

practice, we avoid expensive teacher inference to preserve the efficiency of our approach. Therefore, a decision must be made having access only to the student sample \mathcal{X}^S . To address this problem, we introduce a cut-off threshold τ which is a k -th percentile of the IR score tuned on a hold-out subset of student samples. The details on the threshold tuning are described in C. During inference, the IR score is calculated only for \mathcal{X}^S . If it exceeds the threshold τ , we accept the sample and avoid further teacher involvement. Interestingly, we observe that it is often possible to reproduce the accuracy of the full-reference estimation by varying τ (see Figure 7). Also, note that IR calculation costs are negligible compared to a single diffusion step, see D.7.

Improvement step engages the teacher to improve the quality of the rejected student samples. We consider two teacher involvement strategies: *regeneration* and *refinement*. The former simply applies the teacher model to produce a new sample from scratch for the same text prompt and noise. The refinement is inspired by the recent work [34]. Specifically, \mathcal{X}^S is first corrupted with a Gaussian noise controlled by the rollback value $\sigma \in [0, 1]$. Higher σ leads to more pronounced changes. We vary σ between 0.3 and 0.75 in our experiments. Then, the teacher starts sampling from the corrupted sample following the original noise schedule and using an arbitrary solver, e.g., DPM-Solver [26]. Note that refinement requires significantly fewer steps to produce the final sample than generation from scratch. Intuitively, the refinement strategy aims to fix the defects of the student sample. At the same time, the regeneration strategy may be useful if \mathcal{X}^S is poorly aligned with the text prompt in general. Our experiments below confirm this intuition.

4. Experiments

We evaluate our approach for text-to-image synthesis, text-guided image editing and controllable generation. The results confirm that the proposed adaptive approach can outperform the baselines for various inference budgets.

4.1. Text-guided image synthesis

In most experiments, we use Stable Diffusion v1.5 (SD1.5) as a teacher model and set the classifier-free guidance scale to 8. To obtain a student model, we implement consistency distillation (CD) for latent diffusion models and distill SD1.5 on the 80M subset of LAION2B [45]. The resulting model demonstrates decent performance for 5 steps of multistep consistency sampling with the guidance scale 8.

Metrics. We first consider FID [13], CLIP score [36] and ImageReward [53] as automatic metrics. ImageReward is selected due to a higher correlation with human preferences compared to FID and CLIP scores. OpenCLIP ViT-bigG [6] is used for CLIP score calculation. For evaluation, we use 5000 text prompts from the COCO2014 validation set [22].



Figure 8. Qualitative comparison of our adaptive refinement approach to the SD1.5 teacher model.

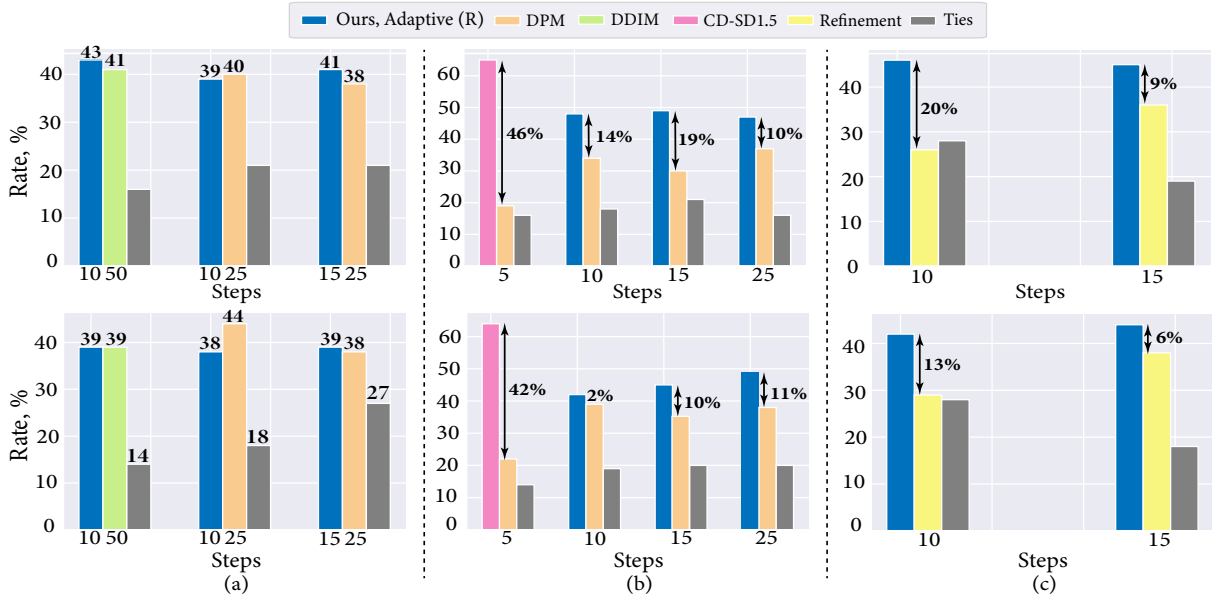


Figure 9. **User preference study (SD1.5).** (a) Comparison of our approach to the top-performing teacher configurations. (b) Comparison to the teacher model with DPM-Solver for the same average number of steps. (c) Comparison to the refinement strategy without the adaptive step for the same average number of steps. *Top row:* LAION-Aesthetic text prompts. *Bottom row:* COCO2014 text prompts. For our adaptive approach, we use the refinement strategy (R).

Also, we evaluate user preferences using side-by-side comparisons conducted by professional assessors. We select 600 random text prompts from the COCO2014 validation set and 600 from LAION-Aesthetics. More details on the human evaluation pipeline are provided in D.1.

Configuration. For our adaptive approach, we consider both refinement (R) and regeneration (G) strategies using a second order multistep DPM solver [27] and vary the number of sampling steps depending on the average inference budget.

As a sample estimator \mathbf{E} , we consider ImageReward, except for the CLIP score evaluation. For each inference budget, we tune the hyperparameters σ and τ on the hold-out prompt set. The exact values are provided in D.2.

Baselines. We consider the teacher performance as our main baseline and use DDIM [46] for 50 steps and a second order multistep DPM solver [27] for lower steps. In addition, we compare to the refining strategy on top of all student samples, without the adaptive step. This baseline is inspired by

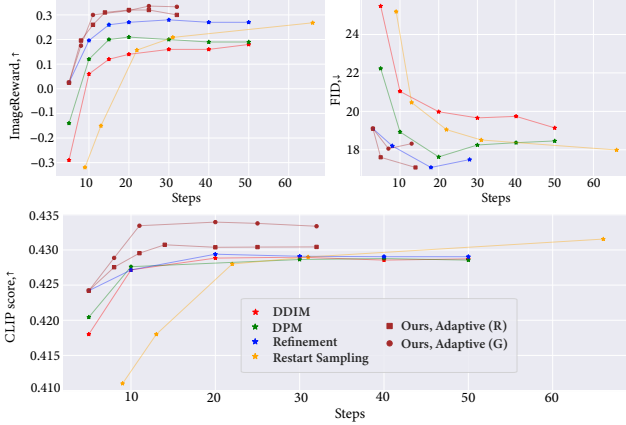


Figure 10. **Automated evaluation (SD1.5).** Comparison of the FID, CLIP and ImageReward scores for different number of sampling steps on 5K text prompts from COCO2014. The proposed collaborative approach outperforms all the baselines. The adaptive pipeline with the regeneration strategy (G) demonstrates higher textual alignment (CLIP score), while the refinement strategy (R) improves the image fidelity (FID).

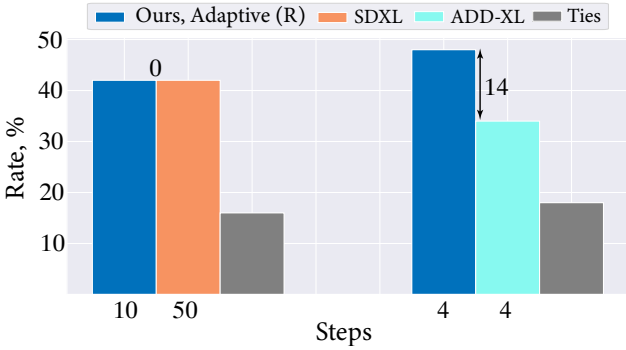


Figure 11. **User preference study (SDXL).** *Left:* Comparison of the adaptive approach with CD-SDXL to the top-performing teacher setup. *Right:* Comparison of the adaptive approach with ADD-XL to ADD-XL for the same average number of steps.

the recent results [34] demonstrating the advantages of the refinement stage itself. Also, we provide the comparison with Restart Sampling [54].

Results. The quantitative and qualitative results are presented in Figures 9, 10 and Figure 12, respectively. According to the automatic metrics, our approach outperforms all the baselines. Specifically, in terms of CLIP scores, the adaptive regeneration strategy demonstrates superior performance compared to the refining-based counterpart. On the other hand, the adaptive refining strategy is preferable in terms of FID scores. We assume that the refinement strategy essentially improves the image fidelity and does not significantly alter the textual alignment due to the relatively small rollback values. In terms of ImageReward, both adaptive strategies perform equally.

In the human evaluation, we consider two nominations:

Method	Steps	DINOv2 ↓	ImageReward ↑
CD-SD1.5	5	0.674 ± .004	0.192 ± .037
SD1.5, DDIM	50	0.665 ± .007	0.183 ± .024
SD1.5, DDIM	25	0.665 ± .002	0.183 ± .022
SD1.5, DPM	25	0.667 ± .005	0.179 ± .020
Refinement	30	0.710 ± .005	0.383 ± .033
Ours	30	0.669 ± .006	0.281 ± .008

Table 1. Comparison of SDEdit using different approaches in terms of reference preservation and editing quality for the strength 0.6.

i) *acceleration*, where our approach aims to reach the performance of SD1.5 using 50 DDIM steps or 25 DPM steps; ii) *quality improvement*, where the adaptive method is compared to the baselines for the same average number of steps. The results for the acceleration nomination are presented in Figure 9a. The proposed method achieves the teacher performance for $5\times$ and up to $2.5\times$ fewer steps compared to DDIM50 and DPM25, respectively. The results for the second nomination (Figure 9b,c) confirm that our approach consistently surpasses alternatives using the same number of steps on average. In particular, the adaptive method improves the generative performance by up to 19% and 20% compared to the teacher and refining strategy without the adaptive step, respectively.

SDXL results. In addition to SD1.5 experiments, we evaluate our pipeline using the recent CD-SDXL [28] and ADD-XL [44] which are both distilled from the SDXL-Base model [34]. Our approach with CD-SDXL stands against the top-performing SDXL setting: 50 steps of the DDIM sampler. For ADD-XL, we provide the comparison for 4 steps where ADD-XL has demonstrated exceptionally strong generative performance in terms of human preference [44]. In both settings, our approach uses the adaptive refinement strategy with the UniPC solver [58]. Note that both the SDXL-Base and SDXL-Refiner [34] models can be used for refinement. In our experiments, we observe that the refiner suits slightly better for fixing minor defects while the teacher allows more pronounced changes. Thus, we use the refiner for low σ values and the base model for the higher ones. More setup details are provided in D.3.

The results are presented in Figure 11. We observe that the adaptive approach using CD-SDXL achieves the quality of the SDXL model, being $5\times$ more efficient on average. Moreover, the proposed scheme improves the performance of ADD-XL by 14% in terms of human preference.

In D.5, we also investigate how our approach affects the distribution diversity. D.4 aims to reveal the potential gains of our approach if the oracle accuracy increases in the future.

4.2. Text-guided image editing

This section applies our approach for text-guided image editing using SDEdit [29]. We add noise to an image, alter the text prompt and denoise it using the student model first. If




Figure 12. Visual examples produced with our approach and the top-performing teacher (SD1.5) configuration. *Top*: Text-guided image editing with SDEdit [29]. *Bottom*: Controllable image generation with Canny edges and semantic segmentation masks using ControlNet [56].

the edited image does not exceed the threshold τ , the teacher model is used for editing instead. In the editing setting, we observe that the refinement strategy significantly reduces similarity with the reference image due to the additional noising step. Thus, we apply the regeneration strategy only.

In these experiments, the SD1.5 and CD-SD1.5 models are considered. As performance measures, we use ImageReward for editing quality and DINOv2 [33] for reference preservation. For evaluation, 100 text prompts from COCO2014 are manually prepared for the editing task.

Results. Table 1 provides evaluation results for a SDEdit noising strength value 0.6. The proposed method demonstrates a higher ImageReward score compared to the baselines with similar reference preservation scores. In addition, we present the performance for different editing strength values in Figure 13. Our approach demonstrates a better trade-off between reference preservation and editing quality. We provide qualitative results in Figure 12.

4.3. Controllable image generation

Finally, we consider text-to-image generation using Canny edges and semantic segmentation masks as an additional context and use ControlNet [56] for this task. We use ControlNet pretrained on top of SD1.5 and directly plug it into the distilled model (CD-SD1.5). Interestingly, the model pretrained for the teacher model fits the student model surprisingly well without any further adaptation.

For the teacher model, the default ControlNet sampling configuration is used: 20 sampling steps of the UniPC [58]

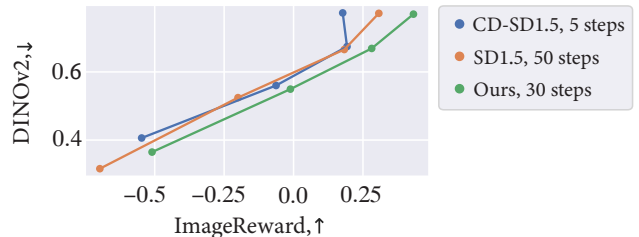


Figure 13. SDEdit performance for different strength values in terms of reference preservation (DINOv2) and editing quality (IR).

solver. In our adaptive approach, we use the refinement strategy with 10 steps of the same solver. For performance evaluation, we conduct the human preference study for each task on 600 examples and provide more details in D.6.

Results. According to the human evaluation, our approach outperforms the teacher (20 steps) by 19% (9 steps) and 4% (11 steps) for Canny edges and semantic segmentation masks, respectively. The visual examples are in Figure 12.

5. Conclusion

This work investigates the performance of the distilled text-to-image models and demonstrates that they may consistently outperform the teachers on many samples. We design an adaptive text-to-image generation pipeline that takes advantage of successful student samples and, in combination with the teacher model, outperforms other alternatives for low and high inference budgets.

References

- [1] Yogesh Balaji, Seungjun Nah, Xun Huang, Arash Vahdat, Jiaming Song, Karsten Kreis, Miika Aittala, Timo Aila, Samuli Laine, Bryan Catanzaro, et al. ediffi: Text-to-image diffusion models with an ensemble of expert denoisers. *arXiv preprint arXiv:2211.01324*, 2022. 2
- [2] David Berthelot, Arnaud Autef, Jierui Lin, Dian Ang Yap, Shuangfei Zhai, Siyuan Hu, Daniel Zheng, Walter Talbot, and Eric Gu. Tract: Denoising diffusion models with transitive closure time-distillation. *arXiv preprint arXiv:2303.04248*, 2023. 2
- [3] Tim Brooks, Aleksander Holynski, and Alexei A Efros. Instructpix2pix: Learning to follow image editing instructions. In *Proceedings of the IEEE/CVF Conference on Computer Vision and Pattern Recognition*, pages 18392–18402, 2023. 2
- [4] Defang Chen, Zhenyu Zhou, Jian-Ping Mei, Chunhua Shen, Chun Chen, and Can Wang. A geometric perspective on diffusion models. *arXiv preprint arXiv:2305.19947*, 2023. 4, 1, 2
- [5] Lingjiao Chen, Matei Zaharia, and James Zou. Frugalgpt: How to use large language models while reducing cost and improving performance, 2023. 2
- [6] Mehdi Cherti, Romain Beaumont, Ross Wightman, Mitchell Wortsman, Gabriel Ilharco, Cade Gordon, Christoph Schuhmann, Ludwig Schmidt, and Jenia Jitsev. Reproducible scaling laws for contrastive language-image learning. *arXiv preprint arXiv:2212.07143*, 2022. 5
- [7] Tinglei Feng, Yingjie Zhai, Jufeng Yang, Jie Liang, Deng-Ping Fan, Jing Zhang, Ling Shao, and Dacheng Tao. Ic9600: A benchmark dataset for automatic image complexity assessment. *IEEE Transactions on Pattern Analysis and Machine Intelligence*, (01):1–17, 2023. 4, 1, 2
- [8] Zhida Feng, Zhenyu Zhang, Xintong Yu, Yewei Fang, Lanxin Li, Xuyi Chen, Yuxiang Lu, Jiayang Liu, Weichong Yin, Shikun Feng, et al. Ernie-vilg 2.0: Improving text-to-image diffusion model with knowledge-enhanced mixture-of-denoising-experts. In *Proceedings of the IEEE/CVF Conference on Computer Vision and Pattern Recognition*, pages 10135–10145, 2023. 2
- [9] Stephanie Fu, Netanel Tamir, Shobhita Sundaram, Lucy Chai, Richard Zhang, Tali Dekel, and Phillip Isola. Dreamsim: Learning new dimensions of human visual similarity using synthetic data. *arXiv preprint arXiv:2306.09344*, 2023. 3
- [10] Rinon Gal, Yuval Alaluf, Yuval Atzmon, Or Patashnik, Amit H. Bermano, Gal Chechik, and Daniel Cohen-Or. An image is worth one word: Personalizing text-to-image generation using textual inversion, 2022. 2
- [11] Ian Goodfellow, Jean Pouget-Abadie, Mehdi Mirza, Bing Xu, David Warde-Farley, Sherjil Ozair, Aaron Courville, and Yoshua Bengio. Generative adversarial networks. *Communications of the ACM*, 63(11):139–144, 2020. 3
- [12] Jiatao Gu, Shuangfei Zhai, Yizhe Zhang, Lingjie Liu, and Joshua M Susskind. Boot: Data-free distillation of denoising diffusion models with bootstrapping. In *ICML 2023 Workshop on Structured Probabilistic Inference Generative Modeling*, 2023. 2
- [13] Martin Heusel, Hubert Ramsauer, Thomas Unterthiner, Bernhard Nessler, and Sepp Hochreiter. Gans trained by a two time-scale update rule converge to a local nash equilibrium. In *Advances in Neural Information Processing Systems*. Curran Associates, Inc., 2017. 5
- [14] Jonathan Ho, Ajay Jain, and Pieter Abbeel. Denoising diffusion probabilistic models. *Advances in neural information processing systems*, 33:6840–6851, 2020. 2
- [15] Alexia Jolicœur-Martineau, Ke Li, Rémi Piché-Taillefer, Tal Kachman, and Ioannis Mitliagkas. Gotta go fast when generating data with score-based models. *arXiv preprint arXiv:2105.14080*, 2021. 2
- [16] Ian T Jolliffe and Jorge Cadima. Principal component analysis: a review and recent developments. *Philosophical transactions of the royal society A: Mathematical, Physical and Engineering Sciences*, 374(2065):20150202, 2016. 1
- [17] Minguk Kang, Jun-Yan Zhu, Richard Zhang, Jaesik Park, Eli Shechtman, Sylvain Paris, and Taesung Park. Scaling up gans for text-to-image synthesis. In *Proceedings of the IEEE Conference on Computer Vision and Pattern Recognition (CVPR)*, 2023. 2
- [18] Tero Karras, Miika Aittala, Timo Aila, and Samuli Laine. Elucidating the design space of diffusion-based generative models. *Advances in Neural Information Processing Systems*, 35:26565–26577, 2022. 2
- [19] Bahjat Kavar, Shiran Zada, Oran Lang, Omer Tov, Huiwen Chang, Tali Dekel, Inbar Mosseri, and Michal Irani. Imagic: Text-based real image editing with diffusion models. In *Conference on Computer Vision and Pattern Recognition 2023*, 2023. 2
- [20] Dongjun Kim, Chieh-Hsin Lai, Wei-Hsiang Liao, Naoki Murata, Yuhta Takida, Toshimitsu Uesaka, Yutong He, Yuki Mitsufuji, and Stefano Ermon. Consistency trajectory models: Learning probability flow ode trajectory of diffusion. *arXiv preprint arXiv:2310.02279*, 2023. 2, 1
- [21] Diederik P Kingma and Max Welling. Auto-encoding variational bayes. *International Conference on Learning Representations*, 2014. 2
- [22] Tsung-Yi Lin, Michael Maire, Serge Belongie, James Hays, Pietro Perona, Deva Ramanan, Piotr Dollár, and C Lawrence Zitnick. Microsoft coco: Common objects in context. In *Computer Vision–ECCV 2014: 13th European Conference, Zurich, Switzerland, September 6–12, 2014, Proceedings, Part V 13*, pages 740–755. Springer, 2014. 3, 5
- [23] Enshu Liu, Xuefei Ning, Zinan Lin, Huazhong Yang, and Yu Wang. Oms-dpm: Optimizing the model schedule for diffusion probabilistic models. *arXiv preprint arXiv:2306.08860*, 2023. 2
- [24] Xingchao Liu, Chengyue Gong, and Qiang Liu. Flow straight and fast: Learning to generate and transfer data with rectified flow. *arXiv preprint arXiv:2209.03003*, 2022. 2, 4, 1
- [25] Xingchao Liu, Xiwen Zhang, Jianzhu Ma, Jian Peng, and Qiang Liu. InstafLOW: One step is enough for high-quality diffusion-based text-to-image generation. *arXiv preprint arXiv:2309.06380*, 2023. 2, 4
- [26] Cheng Lu, Yuhao Zhou, Fan Bao, Jianfei Chen, Chongxuan Li, and Jun Zhu. Dpm-solver: A fast ode solver for diffu-

- sion probabilistic model sampling in around 10 steps. *arXiv preprint arXiv:2206.00927*, 2022. [2](#), [5](#)
- [27] Cheng Lu, Yuhao Zhou, Fan Bao, Jianfei Chen, Chongxuan Li, and Jun Zhu. Dpm-solver++: Fast solver for guided sampling of diffusion probabilistic models. *arXiv preprint arXiv:2211.01095*, 2022. [2](#), [6](#)
- [28] Simian Luo, Yiqin Tan, Longbo Huang, Jian Li, and Hang Zhao. Latent consistency models: Synthesizing high-resolution images with few-step inference. *arXiv preprint arXiv:2310.04378*, 2023. [2](#), [7](#), [1](#), [3](#), [4](#)
- [29] Chenlin Meng, Yutong He, Yang Song, Jiaming Song, Jiajun Wu, Jun-Yan Zhu, and Stefano Ermon. Sdedit: Guided image synthesis and editing with stochastic differential equations. *arXiv preprint arXiv:2108.01073*, 2021. [2](#), [3](#), [7](#), [8](#)
- [30] Chenlin Meng, Robin Rombach, Ruiqi Gao, Diederik Kingma, Stefano Ermon, Jonathan Ho, and Tim Salimans. On distillation of guided diffusion models. In *Proceedings of the IEEE/CVF Conference on Computer Vision and Pattern Recognition*, pages 14297–14306, 2023. [2](#), [1](#)
- [31] Ron Mokady, Amir Hertz, Kfir Aberman, Yael Pritch, and Daniel Cohen-Or. Null-text inversion for editing real images using guided diffusion models. *arXiv preprint arXiv:2211.09794*, 2022. [2](#)
- [32] Alex Nichol, Prafulla Dhariwal, Aditya Ramesh, Pranav Shyam, Pamela Mishkin, Bob McGrew, Ilya Sutskever, and Mark Chen. Glide: Towards photorealistic image generation and editing with text-guided diffusion models. *arXiv preprint arXiv:2112.10741*, 2021. [1](#), [2](#)
- [33] Maxime Oquab, Timothée Darcet, Theo Moutakanni, Huy V. Vo, Marc Szafraniec, Vasil Khalidov, Pierre Fernandez, Daniel Haziza, Francisco Massa, Alaaeldin El-Nouby, Russell Howes, Po-Yao Huang, Hu Xu, Vasu Sharma, Shang-Wen Li, Wojciech Galuba, Mike Rabbat, Mido Assran, Nicolas Ballas, Gabriel Synnaeve, Ishan Misra, Herve Jegou, Julien Mairal, Patrick Labatut, Armand Joulin, and Piotr Bojanowski. DINOv2: Learning robust visual features without supervision, 2023. [8](#)
- [34] Dustin Podell, Zion English, Kyle Lacey, Andreas Blattmann, Tim Dockhorn, Jonas Müller, Joe Penna, and Robin Rombach. Sdxl: improving latent diffusion models for high-resolution image synthesis. *arXiv preprint arXiv:2307.01952*, 2023. [1](#), [2](#), [5](#), [7](#), [3](#), [4](#)
- [35] Ben Poole, Ajay Jain, Jonathan T. Barron, and Ben Mildenhall. Dreamfusion: Text-to-3d using 2d diffusion. In *The Eleventh International Conference on Learning Representations*, 2023. [3](#)
- [36] Alec Radford, Jong Wook Kim, Chris Hallacy, Aditya Ramesh, Gabriel Goh, Sandhini Agarwal, Girish Sastry, Amanda Askell, Pamela Mishkin, Jack Clark, et al. Learning transferable visual models from natural language supervision. In *International conference on machine learning*, pages 8748–8763. PMLR, 2021. [5](#)
- [37] Aditya Ramesh, Mikhail Pavlov, Gabriel Goh, Scott Gray, Chelsea Voss, Alec Radford, Mark Chen, and Ilya Sutskever. Zero-shot text-to-image generation. In *International Conference on Machine Learning*, pages 8821–8831. PMLR, 2021. [2](#)
- [38] Robin Rombach, Andreas Blattmann, Dominik Lorenz, Patrick Esser, and Björn Ommer. High-resolution image synthesis with latent diffusion models. In *Proceedings of the IEEE/CVF conference on computer vision and pattern recognition*, pages 10684–10695, 2022. [1](#), [2](#)
- [39] Olaf Ronneberger, Philipp Fischer, and Thomas Brox. U-net: Convolutional networks for biomedical image segmentation. In *Medical Image Computing and Computer-Assisted Intervention–MICCAI 2015: 18th International Conference, Munich, Germany, October 5–9, 2015, Proceedings, Part III 18*, pages 234–241. Springer, 2015. [1](#)
- [40] Nataniel Ruiz, Yuanzhen Li, Varun Jampani, Yael Pritch, Michael Rubinstein, and Kfir Aberman. Dreambooth: Fine tuning text-to-image diffusion models for subject-driven generation. 2022. [2](#)
- [41] Chitwan Saharia, William Chan, Saurabh Saxena, Lala Li, Jay Whang, Emily L Denton, Kamyar Ghasemipour, Raphael Gontijo Lopes, Burcu Karagol Ayan, Tim Salimans, et al. Photorealistic text-to-image diffusion models with deep language understanding. *Advances in Neural Information Processing Systems*, 35:36479–36494, 2022. [1](#), [2](#)
- [42] Tim Salimans and Jonathan Ho. Progressive distillation for fast sampling of diffusion models. *arXiv preprint arXiv:2202.00512*, 2022. [2](#)
- [43] Axel Sauer, Tero Karras, Samuli Laine, Andreas Geiger, and Timo Aila. StyleGAN-T: Unlocking the power of GANs for fast large-scale text-to-image synthesis. 2023. [2](#)
- [44] Axel Sauer, Dominik Lorenz, Andreas Blattmann, and Robin Rombach. Adversarial diffusion distillation, 2023. [2](#), [7](#), [3](#), [4](#)
- [45] Christoph Schuhmann, Romain Beaumont, Richard Vencu, Cade Gordon, Ross Wightman, Mehdi Cherti, Theo Coombes, Aarush Katta, Clayton Mullis, Mitchell Wortsman, et al. Laion-5b: An open large-scale dataset for training next generation image-text models. *Advances in Neural Information Processing Systems*, 35:25278–25294, 2022. [3](#), [5](#), [1](#)
- [46] Jiaming Song, Chenlin Meng, and Stefano Ermon. Denoising diffusion implicit models. *arXiv preprint arXiv:2010.02502*, 2020. [2](#), [6](#)
- [47] Yang Song and Prafulla Dhariwal. Improved techniques for training consistency models. *arXiv preprint arXiv:2310.14189*, 2023. [2](#)
- [48] Yang Song and Stefano Ermon. Generative modeling by estimating gradients of the data distribution. *Advances in neural information processing systems*, 32, 2019. [2](#)
- [49] Yang Song, Jascha Sohl-Dickstein, Diederik P Kingma, Abhishek Kumar, Stefano Ermon, and Ben Poole. Score-based generative modeling through stochastic differential equations. *arXiv preprint arXiv:2011.13456*, 2020. [2](#), [1](#)
- [50] Yang Song, Prafulla Dhariwal, Mark Chen, and Ilya Sutskever. Consistency models. 2023. [2](#), [3](#), [5](#), [1](#)
- [51] Raphael Tang, Linqing Liu, Akshat Pandey, Zhiying Jiang, Gefei Yang, Karun Kumar, Pontus Stenetorp, Jimmy Lin, and Ferhan Ture. What the DAAM: Interpreting stable diffusion using cross attention. In *Proceedings of the 61st Annual Meeting of the Association for Computational Linguistics (Volume 1: Long Papers)*, 2023. [1](#)

- [52] Andrey Voynov, Kfir Aberman, and Daniel Cohen-Or. Sketch-guided text-to-image diffusion models. In *ACM SIGGRAPH 2023 Conference Proceedings*, pages 1–11, 2023. 2
- [53] Jiazheng Xu, Xiao Liu, Yuchen Wu, Yuxuan Tong, Qinkai Li, Ming Ding, Jie Tang, and Yuxiao Dong. Imagereward: Learning and evaluating human preferences for text-to-image generation. *arXiv preprint arXiv:2304.05977*, 2023. 3, 5
- [54] Yilun Xu, Mingyang Deng, Xiang Cheng, Yonglong Tian, Ziming Liu, and Tommi Jaakkola. Restart sampling for improving generative processes. *arXiv preprint arXiv:2306.14878*, 2023. 7
- [55] Zeyue Xue, Guanglu Song, Qiushan Guo, Boxiao Liu, Zhuofan Zong, Yu Liu, and Ping Luo. Raphael: Text-to-image generation via large mixture of diffusion paths. *arXiv preprint arXiv:2305.18295*, 2023. 2
- [56] Lvmin Zhang, Anyi Rao, and Maneesh Agrawala. Adding conditional control to text-to-image diffusion models. In *Proceedings of the IEEE/CVF International Conference on Computer Vision*, pages 3836–3847, 2023. 2, 8
- [57] Qinsheng Zhang and Yongxin Chen. Fast sampling of diffusion models with exponential integrator. *arXiv preprint arXiv:2204.13902*, 2022. 2
- [58] Wenliang Zhao, Lujia Bai, Yongming Rao, Jie Zhou, and Jiwen Lu. Unipc: A unified predictor-corrector framework for fast sampling of diffusion models. *NeurIPS*, 2023. 2, 7, 8, 3
- [59] Bolei Zhou, Hang Zhao, Xavier Puig, Tete Xiao, Sanja Fidler, Adela Barriuso, and Antonio Torralba. Semantic understanding of scenes through the ade20k dataset. *Int. J. Comput. Vis.*, 127(3):302–321, 2019. 4

Your Student is Better Than Expected:

Adaptive Teacher-Student Collaboration for Text-Conditional Diffusion Models

Supplementary Material

A. CD-SD1.5 implementation details

In this work, we develop consistency distillation (CD) for Stable Diffusion following the official implementation [50]. For training, we prepare a subset of LAION2B [45], which consists of 80M image-text pairs. As a teacher sampler, we consider DDIM-solver using 50 sampling steps and Variance-Preserving scheme [49]. We use the teacher UNet architecture as a student model and initialize it with the teacher parameters. Classifier-free guidance is applied to the distilled model directly without merging it into the model as done in [30]. During training, we uniformly sample the guidance strength from 1 to 8. Thus, our model supports different guidance scales during sampling. We train the student for $\sim 200K$ iterations on 8 A100 GPUs using the following setting: 512 batch size; 0.95 EMA rate; $1e-5$ fixed learning rate; L2 uniformly weighted distillation loss calculated in the latent space of the VAE encoder. During inference, the multistep stochastic sampler [50] is used to generate images. In most of our experiments, we use 5 sampling steps.

Note that we use our implementation of consistency distillation for SD because, when most experiments were conducted, there were no publicly available implementations.

B. Analysis

B.1. Details

Image complexity. To calculate the image complexity, we use the recent ICNet model [7]. This model is learned on a large-scale human annotated dataset. Each image corresponds to a complexity score ranging from 0 (the simplest) to 1 (the most complex). In Figure 14, we provide examples of Stable Diffusion samples with the lowest and highest image complexity. More complex images usually depict multiple entities, often including people, and intricate backgrounds.

Text influence. We calculate the influence of a text prompt on student generation by using cross-attention between token embeddings and intermediate image representations. Following [51], we collect cross-attention maps for all diffusion steps and UNet [39] layers. Then, the average attention score is calculated for each text token. Finally, the highest value among all tokens is returned.

Trajectory curvature is estimated according to the recent work [4]. First, we calculate the trajectory deviations as L2 distance from the denoised prediction at a time step t to the straight line passing through the denoising trajectory endpoints. The trajectory curvature corresponds to the highest deviation over all time steps.

Algorithm 1: teacher-student adaptive collaboration

Input: $\mathbf{E}, \mathbf{S}, \mathbf{T}$ – estimator, student, teacher;
 \mathcal{I} – input; σ, τ – rollback value and cut-off threshold.

```

1  $\hat{\mathcal{O}} = \mathbf{S}(\mathcal{I})$  // Student prediction
2 if  $\mathbf{E}(\hat{\mathcal{O}}) < \tau$  then
3   Strategy 1: // Refinement
4    $\hat{\mathcal{O}}_\sigma = \sqrt{1 - \sigma} \cdot \hat{\mathcal{O}} + \sqrt{\sigma} \cdot \mathcal{Z}, \mathcal{Z} \sim \mathcal{N}(0, 1)$ 
5    $\hat{\mathcal{O}} = \mathbf{T}(\mathcal{I}, \hat{\mathcal{O}}_\sigma)$ 
6   Strategy 2: // Regeneration
7    $\hat{\mathcal{O}} = \mathbf{T}(\mathcal{I})$ 
8 return  $\hat{\mathcal{O}}$ 

```

In Figure 15 (Left), we visualize two denoising trajectories corresponding to high and low curvatures. We apply PCA [16] to reduce the dimensionality of the denoised predictions. In addition, Figure 15 (Right) demonstrates trajectory deviations for different time steps. The highest deviations typically occur closer to the end of the denoising trajectory.

B.2. Other distilled text-to-image models

Here, we conduct a similar analysis as in Section 3 for consistency distillation on Dreamshaper v7 [28] and architecture-based distillation².

In contrast to the few-step distillation approaches [20, 24, 28, 30, 50], the architecture-based distillation removes some UNet layers from the student model for more efficient inference and trains it to imitate the teacher using the same deterministic solver and number of sampling steps.

In Figures 19, 20, we show that both methods can produce samples that significantly differ from the teacher ones for the same text prompt and initial noise. Then, Figures 21, 22 confirm that other observations in Section 3 remain valid for the Dreamshaper and architecture-based students as well.

C. Cut-off threshold tuning

The cut-off threshold τ is used for the adaptive selection of student samples. It corresponds to the k -th percentile of the metric values calculated on validation student samples. 600 and 300 samples are generated for tuning on the COCO2014 and LAION-Aesthetics datasets, respectively.

²https://huggingface.co/docs/diffusers/using-diffusers/distilled_sd



Figure 14. SD1.5 samples of different complexity according to the ICNet model [7].

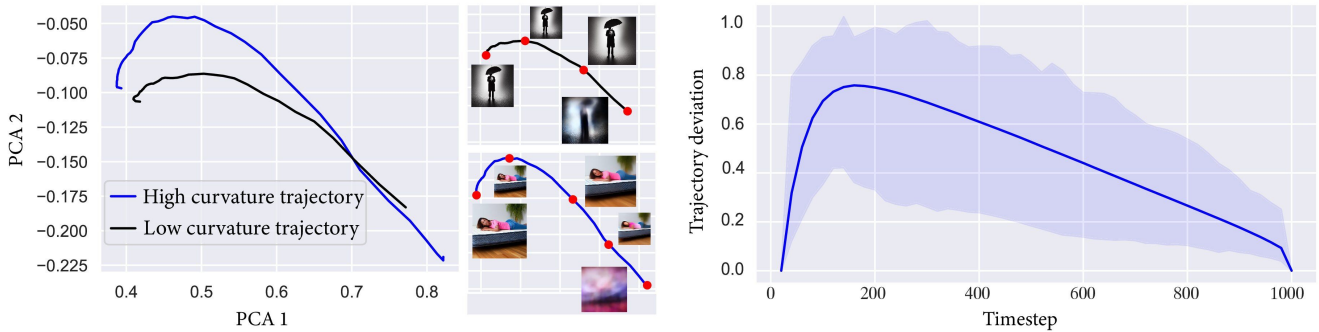


Figure 15. *Left*: Two examples of diffusion model trajectories with high and low curvatures. *Right*: Trajectory deviations according to [4].

Note that the prompts used for tuning do not overlap with the test ones. Then, we calculate an individual score, e.g., IR score, for each validation student sample and select the percentile based on an average inference budget or target metric value. For example, suppose we select the percentile given a 15 step budget and intend to perform 5 student steps and 20 steps for the improvement strategy. In this case, we have to select τ as a 50-th percentile, which results in the final average number of steps: $5 + 0.5 \cdot 20 = 15$.

During inference, we perform the adaptive selection as follows: if the score of the student sample exceeds τ , we consider that this sample might be superior to the teacher one and keep it untouched. Otherwise, we perform an improvement step using the teacher model (refinement or regeneration). The proposed pipeline is presented in Algorithm 1.

We also show that hyperparameter tuning is straightforward and requires negligible effort. To verify this, we tune the threshold using the various number of prompts (Tab. 2). We can see that 500 prompts are sufficient for the threshold convergence. Thus, the process only needs to generate 500 student samples and takes ~ 2.5 minutes.

Prompts	150	250	500	5000	25000
Diffusion-DB	0.646 .104	0.565 .028	0.569 .010	0.570 .008	0.568 .004
PickScore	0.537 .032	0.436 .019	0.479 .008	0.476 .006	0.481 .002
Time, sec.	44.9 .4	73.8 .2	148 2	1470 8	7448 10

Table 2. The threshold value tuned using prompts from Diffusion-DB and PickScore datasets and the time required for tuning.

D. Experiments

D.1. Human evaluation

To evaluate the text-to-image performance, we use the side-by-side comparison conducted by professional annotators. Before the evaluation, all annotators pass the training and undergo the preliminary testing. Their decisions are based on the three factors: textual alignment, image quality and aesthetics (listed in the priority order). Each side-by-side comparison is repeated three times by different annotators. The final result corresponds to the majority vote.

D.2. Experimental setup (SD1.5)

The exact hyperparameter values and number of steps used for the automated estimation (FID, CLIP score and ImageReward) of the adaptive refinement strategy in Table 3. The adaptive regeneration uses the same cut-off thresholds and number of steps, but the rollback value, σ , is equal to 1. The values used for human evaluation are presented in Table 4.

D.3. Experimental setup (SDXL)

We evaluate two distilled models: CD-SDXL [28] and ADD-XL [44]. For the first evaluation, we use 4 steps of the CD-SDXL and then apply 12 adaptive refinement steps using the teacher model (SDXL-Base [34]) with the UniPC solver [58]. We compare our pipeline to the default teacher configuration: 50 DDIM steps. For the second evaluation, we perform 2 steps of the ADD-XL and 4 steps of the SDXL-Refiner [34] for the adaptive refinement strategy. We compare to 4 ADD-XL steps as this setting outperformed SDXL-Base in terms of image quality and textual alignment [34]. The exact hyperparameter values and number of steps used for human evaluation are in Table 5.

We found that SDXL-Refiner performs slightly better than the base model for small refinement budgets (e.g., 4). The refiner typically helps to improve fine-grained details, e.g., face attributes or background details. However, it faces difficulties in providing global changes and sometimes brings artifacts for large rollback values, σ . Thus, we use the SDXL-Base teacher for more refinement steps (e.g., 12).

Metric	σ	k	Steps		
			CD	Refinement	Adaptive
ImageReward	0.4	60	5	5	8
	0.55	60	5	10	11
	0.7	60	5	15	14
	0.7	60	5	25	20
	0.7	60	5	35	26
	0.7	60	5	45	32
CLIP score	0.5	60	5	5	8
	0.7	60	5	10	11
	0.75	60	5	15	14
	0.75	60	5	25	20
	0.75	60	5	35	26
	0.75	60	5	45	32
FID	0.75	40	3	5	5
	0.7	70	3	15	14

Table 3. Hyperparameter values used for the **automated evaluation (SD 1.5)**, Figure 10.

Metric	σ	k	Steps		
			CD	Refinement	Adaptive
Human evaluation	0.7	50	5	10	10
	0.7	50	5	20	15
	0.7	50	5	40	25

Table 4. Hyperparameter values used for the **user preference study (SD 1.5)**, Figure 9.

Metric	σ	k	Steps		
			ADD-XL	Refinement	Adaptive
Human evaluation	0.4	50	2	4	4
Human evaluation	0.85	70	CD-SDXL	Refinement	Adaptive
			4	12	13

Table 5. Hyperparameter values used for the **user preference study (SDXL)**, Figure 11.

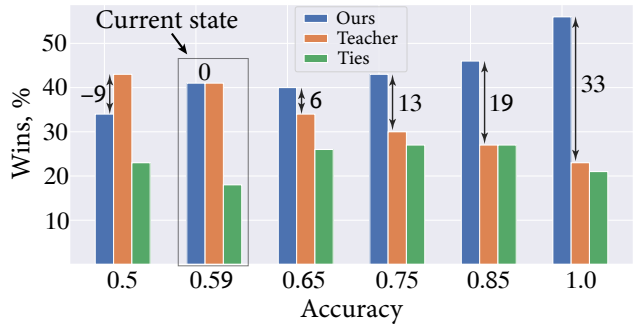


Figure 16. User preferences for different accuracy levels of the no-reference decision-making procedure. the automated sample estimator. *Current state* represents the results using ImageReward. The results for higher accuracy rates demonstrate the future gains if the oracle performance improves.

D.4. Effect of oracle accuracy

The potential bottleneck of our approach is a poor correlation of existing text-to-image automated estimators with human preferences. For example, ImageReward usually exhibits up to 65% agreement with annotators. Moreover, it remains unclear what oracle accuracy can be achieved with no-reference decision-making, even if the estimator provides the perfect agreement. In Figure 16, we conduct a synthetic experiment examining the effect of the oracle accuracy on our scheme performance to reveal its future potential. We compare the adaptive refinement method (10 steps) to SD1.5 (50 steps) manually varying the oracle accuracy. We observe significant future gains even for the 75% accuracy rate.

D.5. Distribution diversity

In the proposed teacher-student collaboration, the oracle aims to accept high-quality and well-aligned student samples

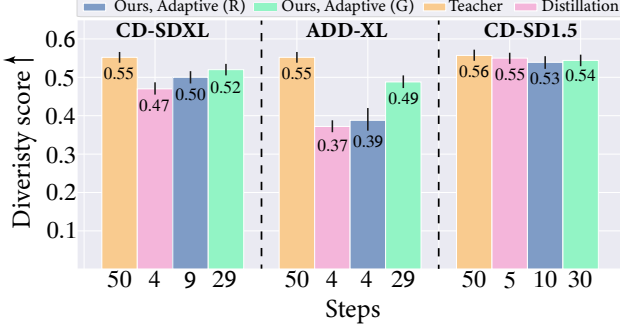


Figure 17. Diversity human scores collected for different methods.

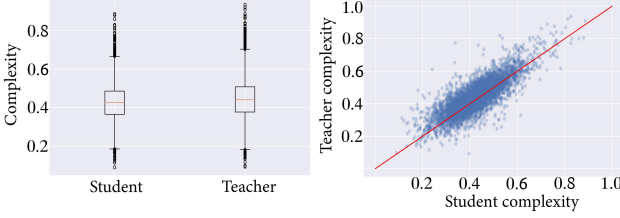


Figure 18. Image complexity of the CD-SD1.5 and SD1.5 samples in terms of ICNet [7]. *Left*: Box plot representing the complexity quantiles for both models. *Right*: Distribution of individual complexity values. Each dot corresponds to a pair of samples generated for the same prompt and initial noise. The distilled model only slightly simplifies the teacher distribution.

but does not control the diversity of the resulting image distribution. Therefore, if the student exhibits severe mode collapse or oversimplifies the teacher samples, the adaptive pipeline will likely inherit these issues to some extent.

In this section, we investigate this potential problem for several existing distilled text-to-image models. Specifically, we consider consistency distillation [28] for SD1.5 and SDXL [34] models and ADD-XL [44]. Note that ADD-XL is a GAN-based distillation method that generates exceptionally realistic samples but has evidence to provide poor image diversity for the given text prompt [44].

We estimate the diversity of generated images by conducting a human study. In more detail, given a text prompt and a pair of samples generated from different initial noise samples, assessors are instructed to evaluate the diversity of the following attributes: angle of view, background, main object and style. For each model, the votes are collected for 600 text prompts from COCO2014 and aggregated into the scores from 0 to 1, higher scores indicate more diverse images. The results are presented in Figure 17.

CD-SDXL demonstrates significantly better diversity than ADD-XL but still produces less various images compared to the SDXL teacher. CD-SD1.5 performs similarly to the SD1.5 teacher. Also, both adaptive strategies increase the diversity of the SDXL student models, especially the regeneration one. In Figure 30, we illustrate the diversity of images generated with different distilled text-to-image mod-

els (ADD-XL, CD-SDXL and CD-SD1.5). Each column corresponds to a different initial noise (seed). We notice that ADD-XL exhibits the lowest diversity compared to the CD-based counterparts.

Then, we address whether the distilled models tend to oversimplify the teacher distribution. In this experiment, we evaluate SD1.5 using DDIM for 50 steps and the corresponding CD-SD1.5 using 5 sampling steps. In Figure 18, we compare the complexity of the student and teacher samples in terms of the ICNet score [7]. We observe that CD-SD1.5 imperceptibly simplifies the teacher distribution.

To sum up, in our experiments, the CD-based models provide the decent distribution diversity that can be further improved with the proposed adaptive approach.

D.6. Controllable generation

For both tasks, we use the adaptive refinement strategy and set the rollback value σ to 0.5. We perform 5 steps for the student generation and 10 steps for the refinement with the UniPC solver. The cut-off thresholds correspond to 70 and 50 ImageReward percentiles for the mask-guided and edge-guided generation, respectively. We select random 600 image-text pairs from the COCO2014 validation set for the edge-guided generation. For the mask-guided generation, we use 600 semantic segmentation masks from the ADE20K dataset [59] and use the category names as the text prompts. For evaluation, we conduct the human study similar to D.1.

D.7. ImageReward inference costs

We compare the absolute inference times of a single Stable Diffusion UNet step with classifier-free guidance against the ImageReward forward pass. We measure the model performance in half precision on a single NVIDIA A100 GPU. The batch size is 200 to ensure 100% GPU utility for both models. The performance is averaged over 100 independent runs. ImageReward demonstrates 0.26s while the single step of Stable Diffusion takes 3s. In the result, we consider the adaptive step costs negligible since ImageReward is more than $10\times$ faster than a single generation step of Stable Diffusion.


D.8. Additional visualizations

In Figure 23, 24 we present qualitative verification of the first observation (the student sometimes outperforms its teacher according to the human evaluation). Figure 25 supports the second observation (the student wins are more likely where its samples differ from the teacher ones). In Figure 26 we demonstrate two adaptive strategies (refining and regeneration), the examples confirm that the refinement strategy improves the image fidelity and does not significantly alter the textual alignment, while the regeneration strategy may improve textual alignment.

Figures 27, 28, 29 provide more qualitative comparisons of our approach for different tasks.



(a)



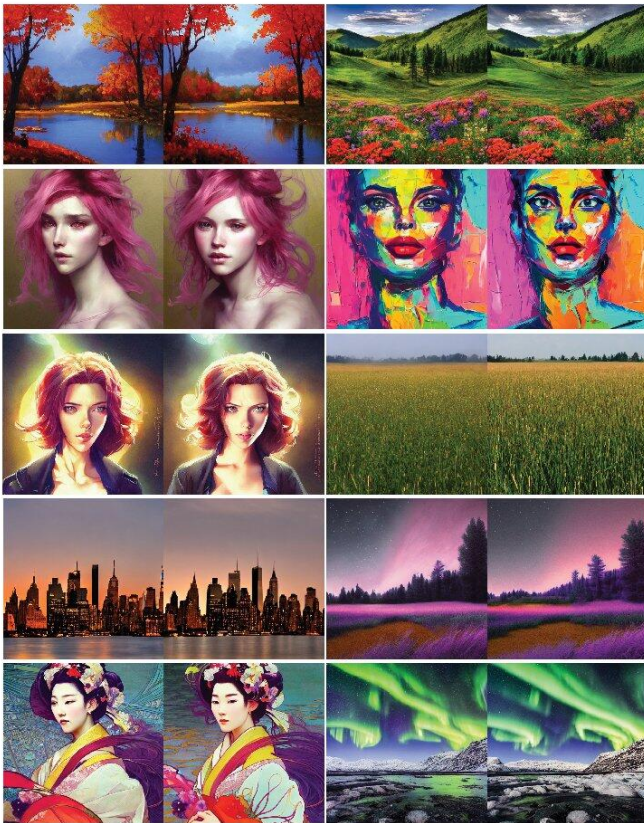
(b)

Figure 19. Visual examples of similar (Left) and dissimilar (Right) teacher and student samples for SD1.5 (a) and Dreamshaper v7 (b).

Architecture-based distillation

Student imitates teacher

Student Teacher



Student differs from teacher




Figure 20. Visual examples of similar (Left) and dissimilar (Right) teacher and student samples for the architecture-based distillation.

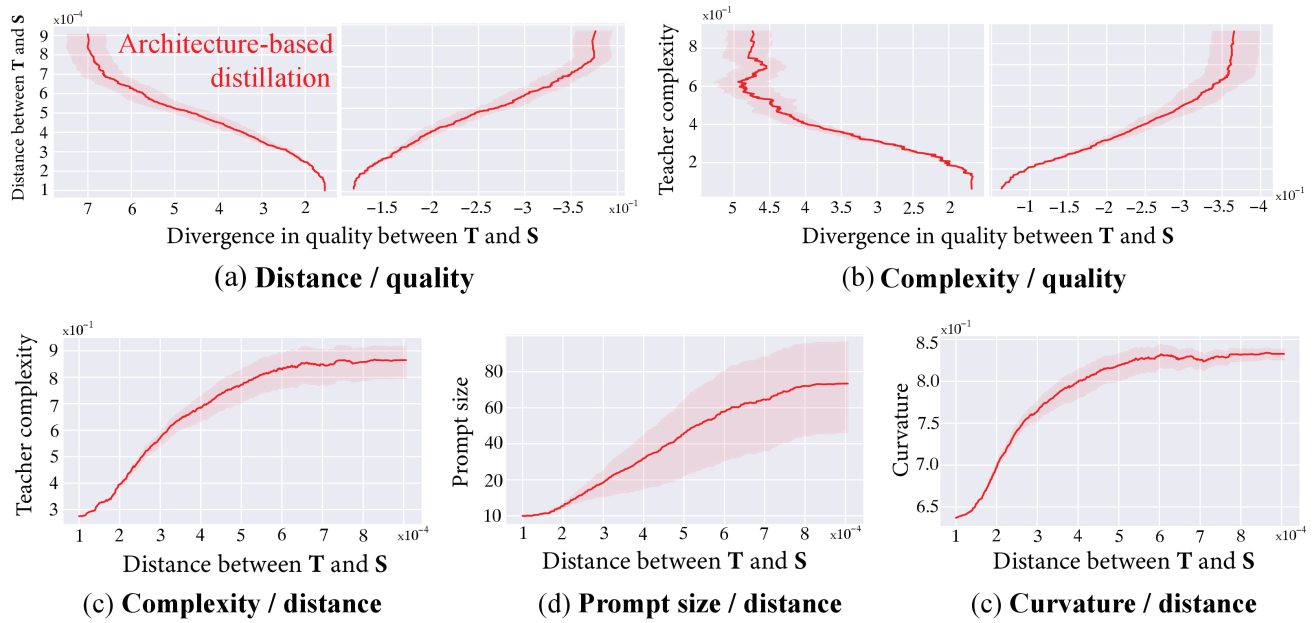


Figure 21. Analysis results for the architecture-based distillation.

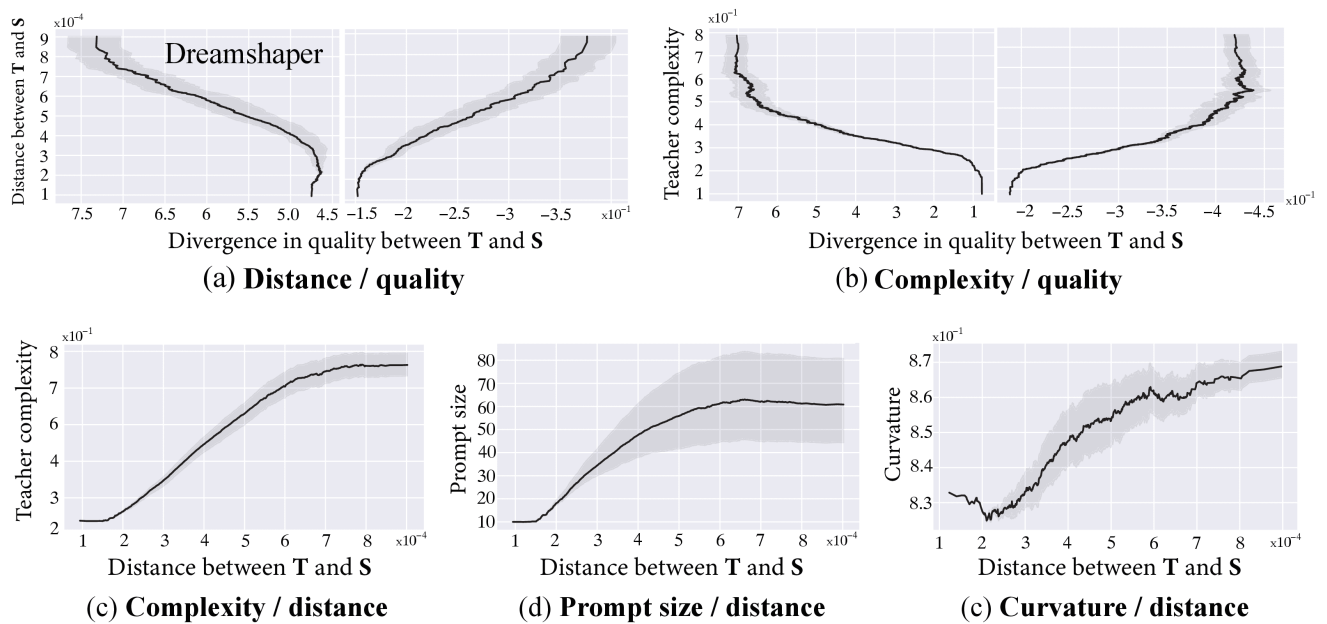


Figure 22. Analysis results for the consistency distillation on Dreamshaper v7.



Figure 23. Additional examples where the student (CD-SD1.5) outperforms its teacher (SD1.5) according to the human evaluation.




Figure 24. Additional examples where the student (CD-SDXL) outperforms its teacher (SDXL) according to the human evaluation.




Figure 25. Visualization of the student (CD-SDXL) and teacher (SDXL) samples for low and high distance ranges. The green outline corresponds to wins, while the red one - losses.

Refining strategy

Before After



A bathroom with a white toilet and shower



A young lady is on her phone as a lady in the background looks on.



A woman and two dogs are skiing in snow.



A dog sleeps on the ground in someones bedroom.



A man riding a horse next to another man on a horse.



"a tray of food on a wooden table with bread, carrots, sauce, nuts and a muffin."



A person flying a kite at the beach with another person.



A bed that has a large painting behind it.



A man smiles while holding a wine glass



a stop sign and no outlet sign by a snowy mountain


Regeneration strategy



Three baseball players hitting the ball



Several black and white sheep near a sofa in a field.



A man smiles as he moves through the snow holding ski poles.



Adult elephant standing close to a baby elephant



Two women sitting on a blanket looking at cellular phones.



A very young boy and girl holding Wii controllers playing a video game.



A bench in a grassy field with yellow flowers and a lake and mountains.



A woman holding a baby boy in her hands.



There are three elephants standing beside a pool of water.



A red rose sitting on a vase filled with water.

Figure 26. Visual examples of the refining and regeneration adaptive strategies.

Input

Edited



Two teddy bears dressed in ~~white~~ **tuxedos** lying on the table.



Two zebras sniffing on the ~~ground~~ **water in green jungle**.




a plate with ~~some food~~ **apples** on it sit on a table




a close up of a plate with ~~food~~ **berries** on a table



A ~~man~~ **clown** at the bottom of stairs in a station



a ~~zebra~~ **dinosaur** is walking down a walkway some dirt grass



A tall ~~giraffe~~ **zebra** casts a shadow on the ground.



A white vase filled with ~~flowers~~ **broccoli** sitting on top of a table



A ~~man~~ **Albert Einstein** with glasses standing by a brown wall



A ~~dog~~ **cat** with long floppy ears is looking out of a window.



A ~~man~~ **dog** sitting on top of a brown bench in front of a fountain



An ~~cat~~ **angry tiger** sitting on a car.



Big ~~born~~ **gothic church** with two giant sets of doors and a clock



~~Man~~ **Frankenstein** wearing shirt and black tie standing in room



Group of ~~birds~~ **rats** standing near ledge of wood pier looking out.

Figure 27. Additional image editing results produced with our approach.




Figure 28. Additional results on Canny edge guided image generation with our approach.



Figure 29. Additional results on segmentation mask guided image generation with our approach.



Figure 30. Visual examples generated with various distilled text-to-image models for different seed values. CD-based students generate more diverse images than ADD-XL.

Your Student is Better Than Expected: Adaptive Teacher-Student Collaboration for Text-Conditional Diffusion Models

We thank the reviewers for their valuable feedback and carefully address their concerns below.

[R1][R3] Limited contributions. As the main scientific contribution, our submission highlights the superior quality of a large share of student samples, the phenomenon that was previously unknown. Intuitively, the student is expected to generate lower quality images when fails to approximate the teacher samples. However, the in-depth analysis of the superior samples nature (Sec. 3) reveals a different trend. Interestingly, the student produces most of the superior images when diverges from the teacher and typically underperforms when attempts to imitate it. This observation facilitates the success of the proposed straightforward student-teacher pipeline that increases *both* image quality and efficiency.

[R1] Method introduces a threshold that requires tuning. Indeed, our approach introduces a hyperparameter, but its tuning is straightforward and requires negligible effort. To verify this, we tune the threshold using the various number of prompts (Tab. 1). We can see that 500 prompts are sufficient for the threshold convergence. Thus, the process only needs to generate 500 student samples and takes ~ 2.5 minutes.

Prompts	50	150	250	500	5000	25000
Diffusion-DB	0.794 .164	0.646 .104	0.565 .028	0.569 .010	0.570 .008	0.568 .004
PickScore	0.391 .087	0.537 .032	0.436 .019	0.479 .008	0.476 .006	0.481 .002
Time, sec.	14.7 .2	44.9 .4	73.8 .2	148 .2	1470 .8	7448 .10

Table 1. The threshold value tuned using prompts from Diffusion-DB and PickScore datasets and the time required for tuning.

[R1] Conclusions are based on 600 prompts on 2 datasets. Since human evaluation is a time-consuming process, many works provide the evaluation using few hundred prompts and 1-2 datasets, e.g., ADD-XL - 100, PixArt- α - 300, Imagen - 200, DALLE-3 - 420 prompts. To address the concern, we conduct a user study for additional 3K prompts from 3 datasets (MS-COCO, DiffusionDB and PickScore). The results are in Tab. 2. Also, we evaluate our pipeline using the LCM-XL and ADD-XL models distilled from SDXL. The conclusions remain true for a larger number of prompts and other models. The results are also confirmed by the automated metrics (Fig. 10) calculated using 5K text prompts.

	Ours w/ CD1.5	SD1.5	Ours w/ LCM-XL	SDXL	Ours w/ ADD-XL	ADD-XL
Wins %	39	32	42	42	48	34
Steps	10	10	10	50	4	4
N prompts	2886		600		600	

Table 2. Additional human evaluation results.

[R2] Oracle itself might be biased [R3] extra models introduce biases [R2] IR fine-tuning on the student-teacher pairs. Indeed, the oracle introduces biases coming from the training images and the target problem. We use IR, which is trained on a large synthetic dataset and generalizes well to the student images in our experiments. Moreover, since it was trained to mimic human preferences, it positively biases



Figure 1. Examples of the rejected and teacher-improved samples.

towards higher quality and well-aligned images from the user perspective as confirmed by our human study.

Also, the pipeline will likely benefit if IR is further adapted to the annotated student-teacher pairs. We fine-tune IR on the 5K pairs and provide the results for a few operating points in Tab. 3. Initially, we aimed to avoid additional fine-tuning since it requires human-annotated data, but we agree that these results might show potential gains behind fine-tuning. We will add the results and discussion.

	Ours	DPM	Ours	DDIM	Ours	DPM	Ours	DDIM
IR acc., before	0.56		0.61		0.59		0.60	
Wins %, before	41	39	39	39	48	34	43	41
IR acc., after	0.62		0.68		0.64		0.69	
Wins %, after	44	38	44	41	46	28	45	38
Steps	10	10	10	50	10	10	10	50
Prompts	600, COCO		600, COCO		600, LAION-Aesth.		600, LAION-Aesth.	

Table 3. Effect of the IR fine-tuning on the student-teacher pairs.

[R2] Predict how many steps the teacher model needs. We explored the adaptive teacher step selection based on our intuition that simpler and higher-quality student samples may require fewer teacher steps for improvement and vice versa. Our quick experiments did not provide noticeable gains in quality or speed. Perhaps this needs further investigation.

[R3] Why not just generate the teacher samples by default? The primary reason is efficiency. If we always generate a pair of student and teacher samples, it will allow their direct (full-reference) comparison but the pipeline will be highly expensive. On the other hand, our method aims to avoid using the teacher for a significant portion of cases to reduce the inference costs. In this case, one needs to make decisions based only on the student samples (no-reference). In Fig. 7, we demonstrate that our no-reference decision-making achieves the similar accuracy as the full-reference one for some threshold value. This means that our pipeline may demonstrate the similar performance being $2\times$ faster.

[R3] No visualizations where regeneration is useful.

Few examples are in Fig 1. We will add more in the revision.

[R3] Clarifications. "Distance between T and S". Please see L165-171. We apologize for any confusion between the terms "distance" and "similarity"; "Divergence in quality between T and S". Please see L179-188; Small/medium/high distances. We uniformly divide the distances into 3 segments based on their percentiles. We will improve clarity in the revision.

[R3] Lack of technical details, number of model steps. Most of the technical details are in the appendix. The model steps are in Tab.2,3. We will add more details in the revision.