

PnP for Two-Dimensional Pose Estimation

Joshua Wang

Abstract—We propose a PnP algorithm for a camera constrained to two-dimensional movement (applicable, for instance, to many wheeled robotics platforms). Leveraging this assumption allows performance improvements over 3D PnP algorithms due to the reduction in search space dimensionality. It also reduces the incidence of ambiguous pose estimates (as, in most cases, the spurious solutions fall outside the plane of movement). Our algorithm finds an approximate solution using geometric criteria and refines its prediction iteratively. We compare this algorithm to existing 3D PnP algorithms in terms of accuracy, performance, and robustness to noise.

I. INTRODUCTION

The perspective- n -point problem, or PnP, asks us to find the pose of a perspective camera given n 3D points \mathbf{p}_i and their corresponding projections onto the image plane, \mathbf{q}_i . Thus, wish to find a rigid transformation matrix \mathbf{R} from the camera frame to the world frame such that:

$$z_i \begin{bmatrix} \mathbf{q}_i \\ 1 \end{bmatrix} = \mathbf{I}_{3 \times 4} \mathbf{R}^{-1} \begin{bmatrix} \mathbf{p}_i \\ 1 \end{bmatrix}$$

Here, the z_i are the depth factors and we use known camera intrinsics to remap the \mathbf{q}_i so that they model the normalized perspective camera. This is exactly solvable in the case $n = 3$, giving rise to the class of P3P algorithms as in [1]. P4P and P5P algorithms have also been developed in this vein [2]. However, using all available correspondences is desirable to reduce the impact of error, in which case the problem is over-constrained and we must settle for an approximate solution. One approach is to minimize the *reprojection error*, the sum of squared distances between each \mathbf{q}_i and the projection of its \mathbf{p}_i onto the predicted image plane. This is given by:

$$\text{Error}(\mathbf{R}) = \sum_i \left\| \begin{bmatrix} \mathbf{q}_i \\ 1 \end{bmatrix} - \frac{1}{z_i} \mathbf{I}_{3 \times 4} \mathbf{R}^{-1} \begin{bmatrix} \mathbf{p}_i \\ 1 \end{bmatrix} \right\|^2$$

Note that this does not necessarily measure the distance in *pixels* due to our remapping of the \mathbf{q}_i . Minimization of the reprojection error is a simple, geometric criterion commonly used in iterative PnP solutions; there are many alternative errors, such as the object-space error of Lu et al. [3]. Non-iterative solutions also exist, such as the EPnP algorithm presented by Lepetit et al., which utilizes four weighted control points to reduce time complexity to $O(n)$ [4], or the OPnP algorithm of Zheng et al. which analytically minimizes an algebraic error by solving a system of polynomial equations [5]. At the time of publication, state-of-the-art PnP solutions were mostly non-iterative polynomial system solvers, but iterative solutions such as Lu et al.'s LHM still remain competitive, and many non-iterative solvers, including [4, 5], have an iterative phase at the end to refine the predicted pose (for this purpose, a simple minimization algorithm like Gauss-Newton suffices).

PnP algorithms have excellent accuracy for large numbers of correspondences spread widely in 3D space, but many behave suboptimally when the points are coplanar. Some algorithms like EPnP include a special case for planar configurations, and assuming coplanarity allows the use of homography-based solvers such as the IPPE solver of Collins and Bartoli [6]. However, planar configurations present a challenge even for specialized solvers because they can produce ambiguity; the images seen from multiple camera positions can be very similar (or even indistinguishable given the presence of noise). The problem worsens at low resolutions and long distances, or when the plane containing the points is almost parallel to the image plane. We illustrate the possible ambiguity with a square marker, the corners of which were used for pose estimation:




Fig. 1: Ambiguity in a square's estimated pose

This problem is well-known [7], and many methods have been proposed to mitigate it. Iterative algorithms can be initialized with the last known pose to improve stability (although this means that they can become persistently stuck in the wrong pose). Some algorithms, such as IPPE, attempt to compute all possible solutions, either selecting the best fit or returning the solutions to the user. The outputs of existing algorithms can be filtered as in [8]. However, as robust as these solutions are, they solve only a facet of the deeper issue of imprecision for planar configurations.

This paper deals with the case of a camera constrained to two-dimensional movement (for instance, mounted to a wheeled robot). In this situation, using PnP algorithms to estimate 3D pose loses valuable information, as the returned 3D poses must be projected onto the plane of movement. An algorithm which takes this information into account in the first place would likely exhibit improved accuracy because it can account for error while remaining in the plane of motion instead of 'escaping' into disallowed poses; by reducing the dimensionality of the search space from 6 to 3, performance improvements could also be realized. We derive a simple example of such an algorithm, called **2DPnP**, which finds an approximate solution and then iteratively minimizes the reprojection error.

II. 2DPNP

Assume that the camera origin is on the world xy -plane and that the camera is constrained to move on this plane. Then, $\mathbf{R} = \mathbf{P} \begin{bmatrix} \mathbf{C} & \mathbf{0} \\ \mathbf{0}^\top & 1 \end{bmatrix}$ where \mathbf{P} is an unknown transformation preserving the xy -plane and \mathbf{C} is a known rotation matrix. Let $\mathbf{C} = \mathbf{R}_\alpha \mathbf{R}_\beta \mathbf{R}_\gamma$ be \mathbf{C} 's decomposition into the classical Euler angles α, β, γ . Then, note that \mathbf{R}_α can be ‘‘absorbed’’ into \mathbf{P} , so we can assume that $\alpha = 0$. We have:

$$\begin{aligned} \frac{1}{z_i} \mathbf{I}_{3 \times 4} \mathbf{R}^{-1} \begin{bmatrix} \mathbf{p}_i \\ 1 \end{bmatrix} &= \frac{1}{z_i} \mathbf{I}_{3 \times 4} \begin{bmatrix} \mathbf{R}_\gamma^{-1} \mathbf{R}_\beta^{-1} & \mathbf{0} \\ \mathbf{0}^\top & 1 \end{bmatrix} \mathbf{P}^{-1} \begin{bmatrix} \mathbf{p}_i \\ 1 \end{bmatrix} \\ &= \frac{1}{z_i} \mathbf{R}_\gamma^{-1} \mathbf{I}_{3 \times 4} \begin{bmatrix} \mathbf{R}_\beta^{-1} & \mathbf{0} \\ \mathbf{0}^\top & 1 \end{bmatrix} \mathbf{P}^{-1} \begin{bmatrix} \mathbf{p}_i \\ 1 \end{bmatrix} \end{aligned}$$

Note that the rotation \mathbf{R}_γ does not change z_i because it rotates about the camera's axis, so:

$$\begin{aligned} \left| \mathbf{R}_\gamma \begin{bmatrix} \mathbf{q}_i \\ 1 \end{bmatrix} - \frac{1}{z_i} \mathbf{I}_{3 \times 4} \begin{bmatrix} \mathbf{R}_\beta^{-1} & \mathbf{0} \\ \mathbf{0}^\top & 1 \end{bmatrix} \mathbf{P}^{-1} \begin{bmatrix} \mathbf{p}_i \\ 1 \end{bmatrix} \right| \\ = \left| \begin{bmatrix} \mathbf{q}_i \\ 1 \end{bmatrix} - \frac{1}{z_i} \mathbf{I}_{3 \times 4} \mathbf{R}^{-1} \begin{bmatrix} \mathbf{p}_i \\ 1 \end{bmatrix} \right| \end{aligned}$$

Thus, letting $\begin{bmatrix} \mathbf{q}'_i \\ 1 \end{bmatrix} = \mathbf{R}_\gamma \begin{bmatrix} \mathbf{q}_i \\ 1 \end{bmatrix}$, we can minimize the reprojection error using the \mathbf{q}'_i while assuming that $\gamma = 0$. Assume that the camera has 2D pose (x, y, θ) . Then, letting $\Delta x_i = x - p_{i,x}$ and similarly for Δy_i , we have:

$$\begin{aligned} \mathbf{P} &= \begin{bmatrix} \cos(\theta) & -\sin(\theta) & 0 & x \\ \sin(\theta) & \cos(\theta) & 0 & y \\ 0 & 0 & 1 & 0 \\ 0 & 0 & 0 & 1 \end{bmatrix} \Rightarrow \begin{bmatrix} \mathbf{R}_\beta^{-1} & \mathbf{0} \\ \mathbf{0}^\top & 1 \end{bmatrix} \mathbf{P}^{-1} \begin{bmatrix} \mathbf{p}_i \\ 1 \end{bmatrix} \\ &= \begin{bmatrix} -(\Delta x_i \cos(\theta) + \Delta y_i \sin(\theta)) \cos(\beta) - p_{i,z} \sin(\beta) \\ \Delta x_i \sin(\theta) - \Delta y_i \cos(\theta) \\ -(\Delta x_i \cos(\theta) + \Delta y_i \sin(\theta)) \sin(\beta) + p_{i,z} \cos(\beta) \\ 1 \end{bmatrix} \\ \Rightarrow \text{Error}(\mathbf{R}) &= \sum_i \left| \begin{bmatrix} \mathbf{q}'_i \\ 1 \end{bmatrix} - \frac{1}{z_i} \mathbf{I}_{3 \times 4} \begin{bmatrix} \mathbf{R}_\beta^{-1} & \mathbf{0} \\ \mathbf{0}^\top & 1 \end{bmatrix} \mathbf{P}^{-1} \begin{bmatrix} \mathbf{p}_i \\ 1 \end{bmatrix} \right|^2 \\ &= \sum_i \left| \begin{bmatrix} q'_{i,x} - \frac{(\Delta x_i \cos(\theta) + \Delta y_i \sin(\theta)) \cos(\beta) + p_{i,z} \sin(\beta)}{(\Delta x_i \cos(\theta) + \Delta y_i \sin(\theta)) \sin(\beta) - p_{i,z} \cos(\beta)} \\ q'_{i,y} - \frac{\Delta y_i \cos(\theta) - \Delta x_i \sin(\theta)}{(\Delta x_i \cos(\theta) + \Delta y_i \sin(\theta)) \sin(\beta) - p_{i,z} \cos(\beta)} \end{bmatrix} \right|^2 \end{aligned}$$

Because minimizing $\text{Error}(\mathbf{R})$ is a nonlinear least-squares problem, we can employ iterative algorithms such as Levenberg-Marquardt (used by our implementation) or Gauss-Newton. These algorithms require the Jacobian matrix \mathbf{J} , which is computed using the above expression for $\text{Error}(\mathbf{R})$.

To initialize the iterative phase of the algorithm, we choose three of the \mathbf{p}_i , say $\mathbf{p}_1, \mathbf{p}_2, \mathbf{p}_3$. We find poses (x, y, θ) (with corresponding 2×2 rotation matrix \mathbf{R}_θ) such that, for $i = 1, 2, 3$, some real number f_i makes the following true:

$$\begin{bmatrix} \mathbf{R}_\theta \\ \mathbf{0}^\top \end{bmatrix} \mathbf{R}_\beta \begin{bmatrix} \mathbf{q}'_i \\ 1 \end{bmatrix} = f_i \begin{bmatrix} x - p_{i,x} \\ y - p_{i,y} \end{bmatrix}$$

This states that the projections of $\begin{bmatrix} \mathbf{q}'_i \\ 1 \end{bmatrix}$ and \mathbf{p}'_i onto the world xy -plane should be collinear with the camera center, as illustrated in the figure:

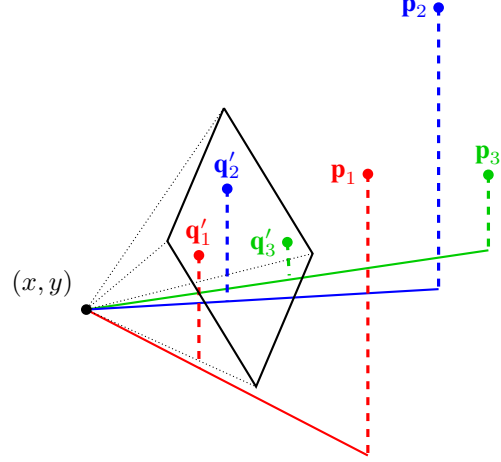


Fig. 2: Initialization scheme

Letting $\begin{bmatrix} r_i \cos(\theta_i) \\ r_i \sin(\theta_i) \end{bmatrix} = \mathbf{I}_{2 \times 3} \mathbf{R}_\beta \begin{bmatrix} \mathbf{q}_i \\ 1 \end{bmatrix}$, the collinearity condition is equivalent to:

$$(x - p_{i,x}) \sin(\theta + \theta_i) - (y - p_{i,y}) \cos(\theta + \theta_i) = 0$$

We solve for x, y in terms of θ using two of the equations, which are linear in x, y , and substitute into the third. This gives two solutions for θ , satisfying (with indices taken modulo 3):

$$\tan(\theta) = \frac{\sum_{i=1}^3 (p_{i,y} \cos(\theta_i) - p_{i,x} \sin(\theta_i)) \sin(\theta_{i+2} - \theta_{i+1})}{\sum_{i=1}^3 (p_{i,x} \cos(\theta_i) + p_{i,y} \sin(\theta_i)) \sin(\theta_{i+2} - \theta_{i+1})}$$

We take the solution which results in the lowest reprojection error (using those three points). In terms of choosing points, our implementation takes the \mathbf{q}'_i with minimal and maximal x -coordinates (in camera space), and then chooses the third index j such that the distance from $(p_{j,x}, p_{j,y})$ to the line formed by the projections of the two \mathbf{p}_i is maximal. This choice prioritizes the robustness of the estimate for θ .

We chose this initialization strategy because of its $O(n)$ time complexity and simple closed-form solution. Another plausible strategy is to find the pose minimizing the following closely related error (over all n points):

$$\sum_i ((x - p_{i,x}) \sin(\theta + \theta_i) - (y - p_{i,y}) \cos(\theta + \theta_i))^2$$

This is the sum of the squared distances from the projection of each \mathbf{p}_i to the line formed by the camera center and the projection of the corresponding \mathbf{q}'_i . One may easily find the optimal x, y in terms of θ , but the equation for θ appears to be intractable. Other initialization strategies were also of interest, such as the method of Lu et al., which uses the weak-perspective approximation to linearize an optimization problem [3].

III. TESTING

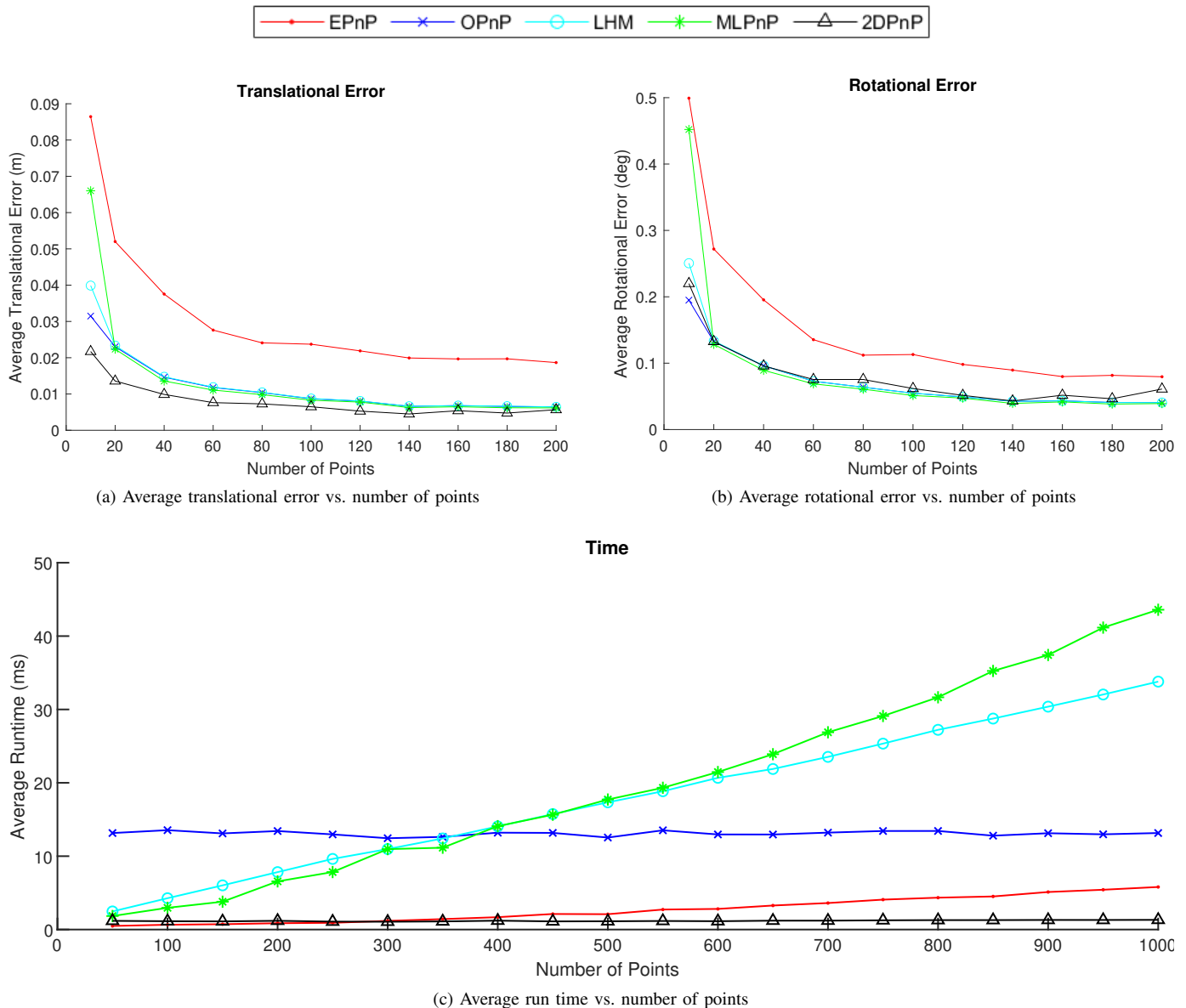
Using MATLAB, we tested our algorithm against existing PnP algorithms calculating 3D pose for general and planar configurations of points. For the general case, points were randomly generated in the cuboid $[-2, 2] \times [-2, 2] \times [4, 8]$ in camera space, projected onto the image plane assuming a focal length of 800 pixels, and each image point was perturbed with Gaussian noise. This follows the methodology of [9], and the implementations that we tested came from their MATLAB toolbox. The returned 3D poses of each algorithm were then projected onto the xy -plane. Each data point represents the average of 250 tests.

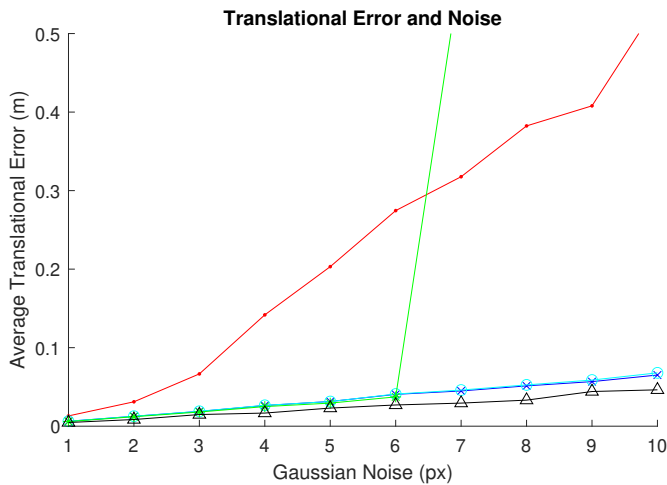
We tested the translational and rotational errors of each algorithm for numbers of points from 10 to 200. The ground truth pose was $(0, 0, 0)$ for each test, and the camera rotation offset \mathbf{C} was randomized uniformly within the range of pitch angles $\beta \in [10^\circ, 170^\circ]$ to avoid inherent singularities in the conversion of 3D rotation to 2D heading. Gaussian noise with

a standard deviation of 1 pixel was applied to each image point. The same conditions were used to time each algorithm for numbers of points from 50 to 1000.

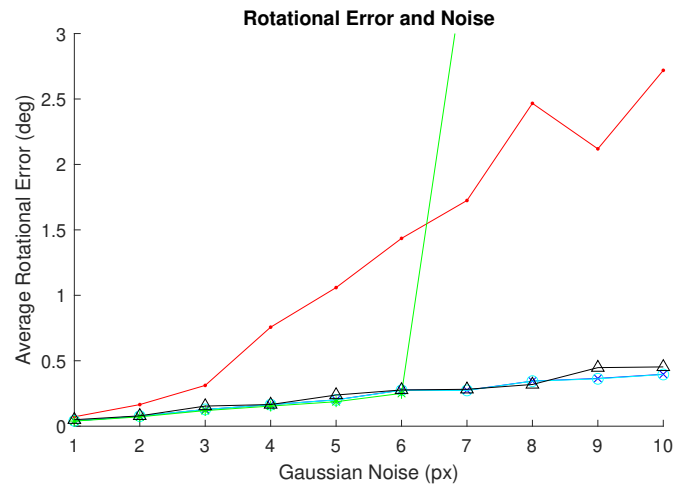
We also tested the impact of noise on each algorithm. For these tests, we used 50 points with randomized camera rotation, and each image point was perturbed by Gaussian noise with a standard deviation from 1 to 10 pixels.

The tested algorithms were **2DPnP** (ours), **LHM** [3], **EPnP** with Gauss-Newton refinement [4], **OPnP** [5], and **MLPnP** without covariance information [9]. This is by no means a comprehensive list; because none of the 3D algorithms can accommodate for constraints to 2D motion, they would not be expected to perform optimally, and our intent was only to show how our method compares to a variety of approaches to the 3D problem. All tests were done on a 2 GHz Intel i5 processor. The MATLAB code and data files are available at <https://github.com/25wangj/2DPnPToolbox>.





(d) Average translational error vs. amount of noise



(e) Average rotational error vs. amount of noise

IV. CONCLUSION

In this paper, we presented a PnP algorithm for a camera constrained to two-dimensional motion. We found an initial pose using a geometric criterion amounting to the collinearity of the planar projections of the object and image points with the camera center, and used Levenberg-Marquardt optimization to minimize the reprojection error. In testing against currently used PnP algorithms which find three-dimensional pose, our algorithm demonstrated significantly better performance due to the reduced dimensionality of the search space, increased translational and comparable rotational accuracy, and increased robustness to noise. This algorithm shows promise for applications involving 2D motion such as warehouse and educational robotics, especially where processing power or resolution is limited.

REFERENCES

- [1] L. Kneip, D. Scaramuzza, and R. Siegwart, "A novel parametrization of the perspective-three-point problem for a direct computation of absolute camera position and orientation," in *CVPR 2011*, 2011, pp. 2969–2976. DOI: 10.1109/CVPR.2011.5995464.
- [2] M. Bujnak, Z. Kukulova, and T. Pajdla, "A general solution to the p4p problem for camera with unknown focal length," in *2008 IEEE Conference on Computer Vision and Pattern Recognition*, 2008, pp. 1–8. DOI: 10.1109/CVPR.2008.4587793.
- [3] C.-P. Lu, G. Hager, and E. Mjolsness, "Fast and globally convergent pose estimation from video images," *IEEE Transactions on Pattern Analysis and Machine Intelligence*, vol. 22, no. 6, pp. 610–622, 2000. DOI: 10.1109/34.862199.
- [4] V. Lepetit, F. Moreno-Noguer, and P. Fua, "EpnP: An accurate o(n) solution to the pnp problem," *International Journal of Computer Vision*, vol. 81, Feb. 2009. DOI: 10.1007/s11263-008-0152-6.
- [5] Y. Zheng, Y. Kuang, S. Sugimoto, K. Åström, and M. Okutomi, "Revisiting the pnp problem: A fast, general and optimal solution," in *2013 IEEE International Conference on Computer Vision*, 2013, pp. 2344–2351. DOI: 10.1109/ICCV.2013.291.
- [6] T. Collins and A. Bartoli, "Infinitesimal plane-based pose estimation," *International Journal of Computer Vision*, vol. 109, pp. 252–286, 2014. [Online]. Available: <https://api.semanticscholar.org/CorpusID:8674118>.
- [7] G. Schweighofer and A. Pinz, "Robust pose estimation from a planar target," *IEEE Transactions on Pattern Analysis and Machine Intelligence*, vol. 28, pp. 2024–2030, 2006. [Online]. Available: <https://api.semanticscholar.org/CorpusID:2630612>.
- [8] M. A. Mehralian and M. Soryani, "Ekfpnp: Extended kalman filter for camera pose estimation in a sequence of images," *IET Image Processing*, vol. 14, no. 15, pp. 3774–3780, 2020. DOI: <https://doi.org/10.1049/iet-ipr.2020.0606>. [Online]. Available: <https://ietresearch.onlinelibrary.wiley.com/doi/abs/10.1049/iet-ipr.2020.0606>.
- [9] S. Urban, J. Leitloff, and S. Hinz, "Mlpnp – a real-time maximum likelihood solution to the perspective-n-point problem," *ISPRS Annals of the Photogrammetry, Remote Sensing and Spatial Information Sciences*, vol. III-3, pp. 131–138, Jun. 2016, ISSN: 2194-9050. DOI: 10.5194/isprs-annals-iii-3-131-2016. [Online]. Available: <http://dx.doi.org/10.5194/isprs-annals-III-3-131-2016>.