

# VLAP: Efficient Video-Language Alignment via Frame Prompting and Distilling for Video Question Answering

Xijun Wang<sup>1,2</sup>, Junbang Liang<sup>2</sup>, Chun-Kai Wang<sup>2</sup>, Kenan Deng<sup>2</sup>, Yu Lou<sup>2</sup>, Ming Lin<sup>1,2</sup>, Shan Yang<sup>2</sup>

<sup>1</sup>University of Maryland, College Park      <sup>2</sup>Amazon

{xijun, lin}@umd.edu, {junbangl, kenanden, ckwang, ylou, ssyang}@amazon.com

## Abstract

In this work, we propose an efficient Video-Language Alignment via Frame-Prompting and Distilling (VLAP) network. Our VLAP model addresses both efficient frame sampling and effective cross-modal alignment in a unified way. In our VLAP network, we design a new learnable question-aware Frame-Prompter together with a new cross-modal distillation (QFormer-Distiller) module. Pre-trained large image-language models have shown promising results on problems such as visual question answering. However, how to efficiently and effectively sample image frames when adapting pre-trained large image-language model to video-language alignment is still the major challenge. Compared with prior work, our VLAP model demonstrates the capability of selecting key frames with critical contents, thus improving the video-language alignment accuracy while reducing the inference latency (+3.3% on NExT-QA Temporal with 3.0× speed up). Overall, our VLAP network outperforms (e.g. +4.6% on STAR Interaction and +2.2% on STAR average with 3.0× speed up, ours 2-frames out-perform SeViLA 4-frames on VLEP with 4.2× speed up) the state-of-the-art methods on the video question-answering benchmarks.

## 1. Introduction

“If a picture is worth thousands of words, what is a video worth?” [32] Video watching is growing into a new social norm. Statistic shows YouTube has approximately 122 million daily active users, based all over the world. Visitors spend on average 19 minutes per day on YouTube. An average of close to 1 million hours of video are streamed by YouTube users each and every minute. As video data continue to grow through internet, video information retrieval becomes more and more demanding. Video data has tremendous capacity to store a vast variety of useful information. Compared to images, video understanding is difficult in the one extra temporal dimension. How to efficiently sample relevant frames from a video with the computing resource

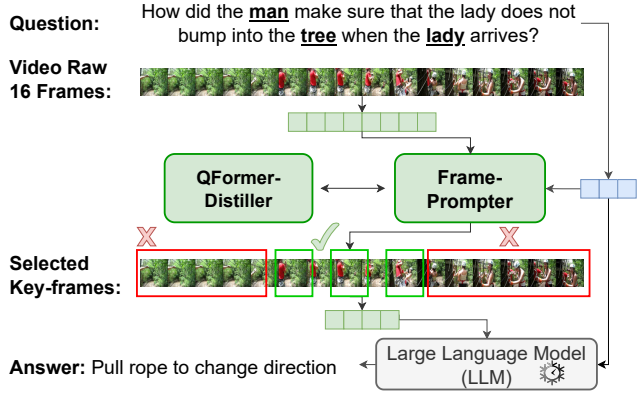


Figure 1. Our efficient Vision-Language Alignment via Frame-Prompter and distilling (VLAP) model, at core, contains two new modules: a question-aware Frame-Prompter and a cross-modal QFormer-Distiller. It learns to extract the most question-related frames while keeping the inference latency low.

constraint remains a long-standing problem in video understanding research.

Recent advances in pre-trained large-scale language models [6, 42] have greatly boosted the performance of the vision-language models. Especially for image-language models [1, 7, 23, 46], many state-of-the-art works leverage pre-trained LLMs. These models [9, 57] achieve excellent performance across visual-language tasks such as image captioning [9], visual question answering [57] and more. Inherently, many video-language models [29, 62] are built from these pre-trained image-language models. These image-based video-language models treat a video as a series of multi-channel images sampled randomly or uniformly [23]. While this strategy works well for short videos, for long videos or videos with non-uniform information distribution, random or uniform frame sampling may miss critical information. When it comes to video-language alignment, frame sampling efficiency and effectiveness goes hand-in-hand. One needs to not only reduce the number of sampled frames but also select frames that are most related to the input question. Previous work such as SeViLA [62] trains

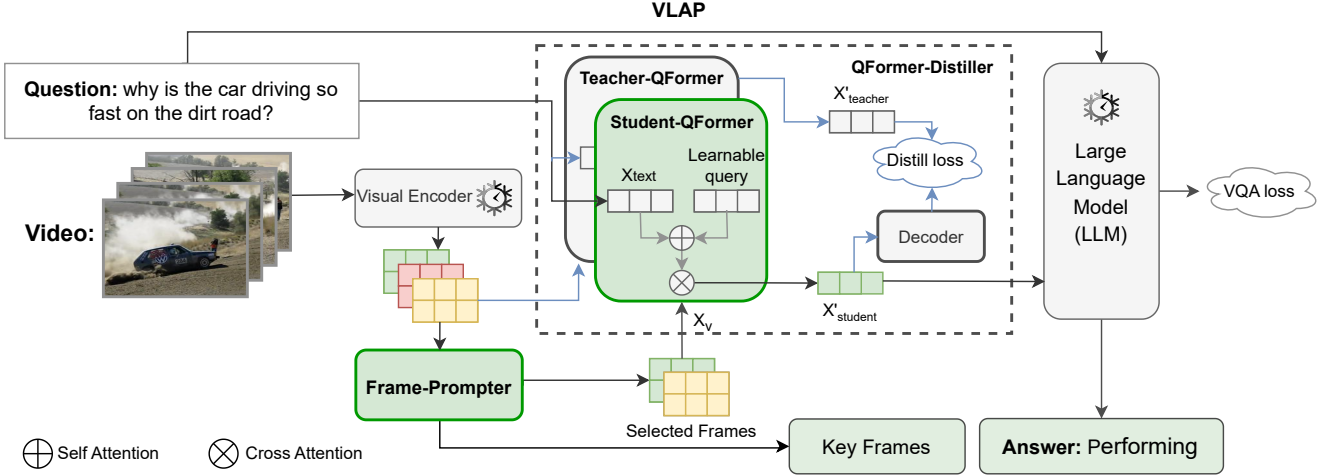


Figure 2. **Model Overview.** Our VLAP model includes 4 sub-modules: the visual encoder, question-aware Frame-Prompter (FP), QFormer-Distiller (QFD), and a LLM. We encode the video frames through a frozen visual encoder. Then we train the Teacher-QFormer using all the frame features. After that, we train the Student-QFormer and Frame-Prompter end-to-end. Unlike the Teacher-QFormer, our Student-QFormer is trained with masked frames features from a question-aware Frame-Prompter. Finally, the input question text and QFormer transformed visual features go through a frozen large language model to generate the answer.

a separate keyframe localizer, which is not friendly for the real-time inference and introduce more parameters to the whole model. Besides video representation, cross-modality alignment while leveraging LLMs is another challenge. The critical problem lies in how to transfer video information to the LLM’s input domain.

To address these challenges, we propose a new network, VLAP. Compared to the state-of-the-art video-language models [9, 23, 62], VLAP consists of a new question-aware Frame-Prompter together and a new QFormer-Distiller. To align image and language domains, we apply the cross-modal query-visual Transformer (QFormer) proposed in previous BLIP models [9, 23, 24] for cross-modal fusion. To improve the efficiency, we add a new distillation on top of the QFormer. We train our new Frame-Prompter and new QFormer-Distiller end-to-end. Our new question-aware Frame-Prompter learns to select the most relevant frames according to the input question text, and the QFormer-Distiller further reinforces the critical frames selection. To the best of our knowledge, we are the first to propose a Frame-Prompter and a distiller on top of the cross-modal alignment for video-language learning with pre-trained LLMs.

We validate our VLAP model on the Video Question Answering benchmark datasets. This includes the NExT-QA [52], STAR [50], How2QA [27], TVQA [21] and VLEP [22]. Our work outperforms previous strong SOTA methods across all the benchmark while reducing inference latency. Comparing with SOTA video-language model SeViLA [62], we reduce significant amount (50%) of training parameters and inference latency ( $1.35 - 4.2\times$  speed up), while improving the accuracy. We also performed ablation

study on our question-aware Frame-Prompter and QFormer-Distiller. As shown in Table 4, both the question-aware Frame-Prompter (FP) and the QFormer-Distiller (QFD) play critical roles in making our method effective.

To summarize, our main contribution is a new question-aware Frame-Prompter and QFormer-Distiller component (trained from end-to-end) to efficiently and effectively select frames for video-language alignment learning.

## 2. Related Work

### 2.1. Visual-Language Alignment

**Visual-Language Pre-training** Vision-Language cross-modal pre-training has greatly improved over the past couple of years. Various network architectures and pre-training objectives have been proposed for different downstream tasks, including the dual-encoder architecture with image-text contrastive learning [38], the fusion-encoder architecture with image-text matching [25], and unified transformer architecture with masked language modeling [45]. These methods, along with others, focus on the ability to find image-text affinity [58], correlation [4], and/or completion [61], and need to pre-train the model end-to-end. To address the incompatibility with pre-trained unimodal models such as LLMs [6], recent works [23] proposed to train a QFormer to bridge the domain gap between two frozen pre-trained models. Inspired by its flexibility, more downstream tasks and applications have been proposed, including instruction-based image generation [51] and image question-answering [57].

While most of the previous work focus on image-text alignment, very few have discussed the extension to videos

until most recently when temporal modeling starts to be included for better reasoning capabilities. HiTeA [59] jointly trains pairs in long and short view to capture temporal relations between moments and event. Smaug [28] introduces sparse image patch masks to reduce pre-training costs and improve cross-modal alignment. EgoVLPv2 [36] proposes cross-attention between the backbone encoders to improve both the pre-training efficiency and the downstream task performance. Yang et al. [56] models trajectory attention as a two-step attention operation to further emphasize word-related embeddings during the pre-training.

Our method leverages the pre-trained model during the video-language alignment, which naturally provides more capability to reasoning with less training cost.

**Image-to-Video Transfer Learning** Due to the high cost of large video dataset collection, many works leverage successful pre-trained image models and transfer the knowledge to video task. Previous works such as [3, 5, 16, 26] utilize a pretrained ViT [11] and aggregate the temporal image feature sequence using transformer block to adapt for video understanding task. For Video-Language task, many works turn to large-scale Vision-Language models as the starting point, such as CLIP [38], BLIP [24]. Many works choose to adapt a pre-trained CLIP model for text-to-video retrieval task, by either augmenting the frame-level spatial features with temporal information [10, 53], or manipulate the cross-modal similarity calculation to get better video-language alignment [12, 30, 31, 49]. Other works [35, 37] focus on parameter efficient fine-tuning for video task by inserting trainable temporal modules into the pre-trained transformer architecture while keeping the rest of model frozen. Recent work SeViLA [62] proposes a language-aware frame localizer to sample relevant key frames from videos. It adopts a pre-trained Vision-Language model BLIP2 [23] as the frozen backbone and only the adapter QFormer is trained. In this paper, we propose a trainable question-aware Frame-Prompter and a QFormer-Distiller module. These techniques help to efficiently bridge the gap between image-language and video-language learning.

**Video Question Answering** One major downstream task of Video-Language pre-training is Video Question Answering (VQA). Early works [2, 19, 60] often rely on human annotated datasets, while recent works [54, 63, 64] make better use of large-scale data from public. Along with the quick advances in VQA methods, A lot of benchmark datasets have also been introduced to standardize the model performance comparison, including NExT-QA [52], STAR [50], How2QA [27], TVQA [21], and VLEP [22]. We benchmark our network mainly on the Video Question and Answering task. It’s also the major task to test the effectiveness of the video-language alignment.

## 2.2. Knowledge Distillation

One of our key component is cross-modal distillation. Knowledge Distillation [17, 47, 65] is original proposed for small and efficient models to mimic the softened class distributions, features of large teachers. For multi-modalities, researchers explore how to utilize the prior knowledge between different modalities [15, 40, 41]. On video domain, knowledge distillation has been used for efficient video inference [20, 33], video captioning [34], video question answering [39]. Out of the supervised learning methods mentioned above, the idea of knowledge distillation has also been leveraged in many self-supervised methods for self-supervised video representation learning [44].

## 3. Method

Our VLAP model tackles the following challenges in large-scale Video-Language learning: how to sample question related frames and how to transfer visual information for pre-trained frozen LLMs. In this section, we describe our question-aware Frame-Prompter and QFormer-Distiller.

### 3.1. Model Architecture

As illustrated in Fig. 2, VLAP has four components: a pre-trained frozen large scale visual encoder  $E_v$ , a question-aware Frame-Prompter  $F_p$ , a QFormer-Distiller  $Q_d$  (Querying Alignment Transformer [9, 23, 24] with distillation) to fuse and extract text-conditioned visual information, and a pre-trained frozen LLM. We train our Frame-Prompter, QFormer-Distiller and two other frozen modules end-to-end. Our training objective include a distillation loss  $L_{\text{distill}}$  and a task loss  $L_{\text{task}}$ . For the multi-choice Video Question Answer task, the task loss is the cross-entropy loss.

### 3.2. Question-aware Frame-Prompter

For the four-dimensional video data, it’s impractical and non-efficient to input all frames into a visual encoder model. Here we design a question-aware Frame-Prompter for efficient and effective frame sampling. It’s designed learn to attend to fewer but more question related frames. We start from the uniformly sampled video frames  $\{f_1, \dots, f_T\}$ ,  $T$  is frame number. As shown in Fig. 3, these raw frames first go through the pre-trained visual encoder  $E_v$ ,

$$X = \{x_i | x_i = E_v(f_i), i \in [1, T]\}, \quad (1)$$

where  $x_i$  is the visual feature extracted from raw frames and  $T$  is the number of frames. We perform mean-pooling on the channels per-patch then encode the mean-pooled visual features onto an embedding using a fully-connected (FC) layer with a layer normalization (LN),

$$\hat{x}_i = W_2 * \text{ReLU}(\text{LN}(W_1 * \text{Mean}(x_i))), \quad (2)$$

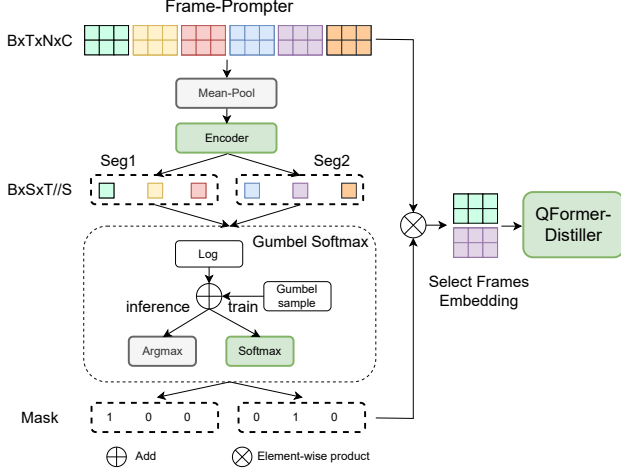


Figure 3. **Frame-Prompter**. Here we show the details of our learnable Frame-Prompter. We design a learnable Frame-Prompter to sample the most text query-related frames. We encode the mean-pooled segment features. We then apply the Gumbel Softmax to compute the segment mask to guarantee the differentiability. The selected frames embedding then goes through the QFormer-Distiller. Here  $B$  means batch size,  $T$  means frame number,  $N \times C$  means the frame feature sequences.

where  $W_1, W_2$  are the learnable weights and LN is the layer normalization.

Our Frame-Prompter is a differentiable frame selector. The differentiability is achieved through the Gumbel-Softmax [18]. We first convert a segment of concatenated frames feature  $s_k = [x_i, \dots, x_S]$  into a categorical distribution  $\pi$  through the softmax operation,

$$\pi = \left\{ p_k \mid p_k = \frac{\exp(s_k)}{\sum_{j=1}^{T/S} \exp(x_j)}, k, j \in [1, T/S] \right\}, \quad (3)$$

where  $S$  is the number of frames of a segment. Then we compute our segment mask  $M_S$  using the segment probability  $p_k$  and the  $g_k$  is sampled from the Gumbel(0, 1) distribution,

$$M = \mathcal{H} \left( \arg \max_k [g_k + \log p_k] \right) k \in [1, T/S], \quad (4)$$

where  $\mathcal{H}$  is the one-hot encoding operation. During training, we replace the argmax with the softmax for differentiability,

$$\frac{\exp((\log p_k + g_k)/\tau)}{\sum_{j=1}^{T/S} \exp((\log p_j + g_j)/\tau)}, k, j \in [1, T/S], \quad (5)$$

where  $\tau$  is a tunable temperature hyper-parameter.

### 3.3. Cross-Modal Distillation

In this section, we present our QFormer-Distiller, designed to further enforce the text conditioned visual information extraction. Video-language alignment performance,

unlike image-language alignment, is closely related the selected frames. Meanwhile, to leverage powerful pre-trained LLMs, we need to transform the selected visual information to the LLM’s input domain. We adopt the QFormer proposed in the BLIP models [9, 23, 24] for the cross-modal transformation learning.

The original QFormer is designed for image-text fusion, and we add a distillation module to make it efficient for video-text fusion. Like the traditional distillation, our QFormer-Distiller includes a teacher-QFormer and a student-QFormer. We train the teacher-QFormer first (without the student-QFormer) on a wider receptive field. Then we train our student-QFormer to narrow down the most important frames. The student-teacher learning mechanism further encourages both the QFormer and the Frame-Prompter to learn to attend to the most relevant visual information given the input question text.

Specifically, during student learning process, both the teacher-QFormer and the student-QFormer will take in the video  $X_v$  and question text  $X_q$ . The concatenated tokenized video and question text will go through the QFormer cross-attention layers:

$$X' = \text{CrossAttn}(E_t(X_q), \text{SelfAttn}(E_v(X_v), \mathbf{q})), \quad (6)$$

where  $E_t$  is a text tokenizer,  $E_v$  is the visual tokenizer,  $\mathbf{q}$  is the learnable query token. We utilize a decoder  $D$  to transform the student-QFormer output, ensuring consistency and recoverability to the teacher’s feature. Then the distillation objective is defined by:

$$L_{\text{distill}} = \text{MSE}(D(X'_{\text{student}}), X'_{\text{teacher}}). \quad (7)$$

We carefully design the decoder to be a simple Fully Connected (FC) layer with a layer normalization. We show through an ablation study (Sec. 5.3.2) that this combination works the best.

## 4. Experiment Setup

Here we introduce our implementation details, benchmark dataset and the baseline methods.

### 4.1. Implementation Details

For training, we conduct experiments with  $8 \times 40\text{GB}$  A100 GPUs. All the models in our experiments are trained using AdamW with cosine learning scheduler. For all the experiments, we use ViT-G(1B) [13] as the visual encoder and Flan-T5 XL (3B) [8] as large language model. For all the datasets, we use accuracy of choosing the right answer as the metric, and test on the validation dataset. For the temperature  $\tau$  in the Frame-Prompter, it changes from 1 to 0.01 by  $(0.01)^{(\text{current-step}/\text{total-training-step})}$  and is set as 0.01 during testing. And all inference (Infer.) time is evaluated on a single A100 GPU with batch size 4. Please refer supplementary for more training details.

Method	# Frames	Temporal	Causal	Description	Average	Intro. Param.	Infer. Time (ms/video)
Just Ask [54] (ICCV2021)	20	51.4	49.6	63.1	52.3	-	-
All-in-One [43] (CVPR2023)	32	48.6	48.0	63.2	50.6	-	-
MIST [14] (CVPR2023)	32	56.6	54.6	66.9	57.1	-	-
HiTeA [59] (ICCV2023)	16	58.3	62.4	75.6	63.1	-	-
InternVideo [48] (Dec 2022)	8	58.5	62.5	75.8	63.2	-	-
<b>VLAP (Ours)</b>	<b>1</b>	66.5	69.3	78.0	70.5	188M	64
BLIP-2 [23] (ICML2023)	4	67.2	70.3	79.8	71.5	-	-
<b>VLAP (Ours)</b>	<b>2</b>	70.2	71.6	79.4	72.8	188M	72
SeViLA [62] (NeurIPS2023)	4	<u>67.7</u>	<u>72.1</u>	<u>82.2</u>	<u>73.4</u>	376M	301
SeViLA [62] (NeurIPS2023)	8	<u>67.0</u>	<u>73.8</u>	<u>81.8</u>	<u>73.8</u>	376M	306
VLAP (Ours)	4 (8 to 4)	<b>71.0</b>	72.9	<b>82.7</b>	74.3	188M	<b>99 (3.04× ↑)</b>
VLAP (Ours)	4 (32 to 4)	70.1	<b>73.8</b>	82.1	<b>74.4</b>	188M	208 (1.45× ↑)
VLAP (Ours)	8	<b>71.4</b>	<b>73.6</b>	<u>81.4</u>	<b>74.8</b>	188M	227 (1.35× ↑)
VLAP (Ours)	32	<b>72.3</b>	<b>74.9</b>	82.1	<b>75.5</b>	188M	-

Table 1. **Comparison Results on NExT-QA dataset.** Here we measure the accuracy of choosing the right answer. Especially on Temporal and Causal type of questions, our VLAP (using only 4 frames) improves **3.3%** and **1.7%** respectively, compared with SeViLA. We use **bold-face** font to indicate the best results and underline on the second best using the same number of frames (brown box for 4 frames and blue box for 8 frames). VLAP using 2-frames only out-performs BLIP-2 using 4-frames by **1.3%**. VLAP also achieves upto **3.04×** speedup.

## 4.2. Benchmark

To demonstrate the effectiveness of our proposed method on the video QA task, we compare our algorithm with the state-of-the-art (SOTA) methods on 5 datasets including 1 on video event prediction: 1) **NExT-QA** [52], a multi-choice VideoQA benchmark, with 3 types of questions: Causal (Why, How), Temporal (Previous/Next, Present), and Description (Binary, Location, Count and Other). 2) **STAR** [50], a multi-choice VideoQA benchmark for Situated Reasoning. It has four kinds of questions: Interaction, Sequence, Prediction, and Feasibility. 3) **How2QA** [27], a multi-choice VideoQA benchmark with 44k QA pairs for 22k 60-second clips selected from 9035 videos. 4) **TVQA** [21] is a large-scale video QA dataset with 152K questions along with 21k video clips from 460 hours of video. 5) **VLEP** [22] is a video event prediction benchmark, with 28,726 future event prediction cases. Following SeViLA [62], we formulate this task as a multi-choice Question Answering.

## 4.3. Baselines

We compare the performance of our VLAP model with several recent prominent models in the field. These include SeViLA [62], BLIP-2 [23], and InternVideo [48], within the context of fine-tuning scenarios. For fair comparison with SeViLA and BLIP-2, we employ the Vision Transformer-Global (ViT-G) as the visual encoder and Flan-T5-XL models as the Large Language Model (LLM). We follow SeViLA

to adapt BLIP-2 for video-language training.

## 5. Results

Here we show both quantitative and qualitative (Sec. 5.2) comparison results between our VLAP and SOTA methods on Video QA and Video Event Prediction task (Sec. 5.1). Together we present an in-depth analysis on the results. Then we conduct ablation study (Sec. 5.3) on our proposed Frame-Prompter and QFormer-Distiller module and the design choices within each module.

### 5.1. Comparison Results on Video QA and Video Event Prediction

Overall, we demonstrate that the **cross-modal key-frame selection matters**. Our VLAP model out-performs strong SOTA methods across the 4 Video QA benchmark datasets and 1 Video Event Prediction while keeping the inference latency low. Especially, we highlight that our models’ performance stands out on temporal (including Causal, Interaction, Prediction) type of questions, NExT-QA Temporal (+3.3%, 3.04× speed up), NExT-QA Causal(+1.7%, 1.45× speed up), STAR Interaction (**+4.6%**, 3.04× speed up), STAR Prediction (+2.8%, 3.04× speed up), How2QA (+0.3%, 3.04× speed up), VLEP (+0.7% with 1.45× speed up, +0.3% with 4.18× speed up) and TVQA (+1.8%, 3.04× speed up).

On the NExT-QA [52] dataset, compared with the SOTA SeViLA [62] on 4-frame and 8-frame setting, our VLAP

Method (Frames Number)	Interaction	Sequence	Prediction	Feasibility	Avg.	Infer. Time (ms/video)
Flamingo-9B 4-shot [1] (30) (NeurIPS2022)	-	-	-	-	42.8	-
All-in-One [43] (32) (CVPR2023)	47.5	50.8	47.7	44.0	47.5	-
MIST [14] (32) (CVPR2023)	55.5	54.2	54.2	44.4	51.1	-
InternVideo [48] (8) (Dec 2022)	62.7	65.6	54.9	51.9	58.7	-
BLIP-2 [23] (4) (ICML2023)	65.4	69.0	59.7	54.2	62.0	-
<b>VLAP (2) (Ours)</b>	65.0	65.4	62.2	58.8	62.9	72
SeViLA [62] (4) (NeurIPS2023)	63.7	<b>70.4</b>	<u>63.1</u>	<b>62.4</b>	<u>64.9</u>	301
VLAP (4) (Ours)	<b>70.0</b>	<b>70.4</b>	<b>65.9</b>	<u>62.2</u>	<b>67.1</b>	99 (3.04× ↑)

Table 2. **Comparison Results on STAR Video QA benchmark.** For Interaction type of question, our VLAP improved **4.6%**. On average, our VLAP out-performs the SOTA method by 2.2% when using 4 frames with **3.04×** speed up. We **bold** the best results and underline the second best. We’d like to highlight that our VLAP using 2-frames out-performs BLIP-2 using 4-frames.

improves by 1.0% on average accuracy while achieving a  $3.04\times$  speed up (see Table 1).

Method (# Frames)	How2QA	VLEP	TVQA
FrozenBiLM (10) [55] (NeurIPS2022)	81.5	-	57.5
InternVideo (8) [48] (Dec 2022)	79.0	63.9	57.2
BLIP-2 (4) [23] (ICML2023)	82.2	67.0	54.5
SeViLA (4) [62] (NeurIPS2023)	<u>83.6</u>	68.9	<u>61.6</u>
VLAP (2) (Ours)	82.8	<u>69.2</u>	60.6
VLAP (4) (Ours)	<b>83.9</b>	<b>69.6</b>	<b>63.4</b>

Table 3. **Comparison Results on How2QA, VLEP, and TVQA Video QA Benchmarks.** VLAP improves performance over SeViLA by **1.8%** with **3.04×** speed up on TVQA dataset, 0.7% with  $1.45\times$  speed up on VLEP dataset, and 0.3% with  $3.04\times$  speed up on How2QA dataset at 4 frames setting. We’d like to highlight that ours 2-frames out-perform SeViLA 4-frames on VLEP by 0.3% with  $4.2\times$  speed up.

We also test our VLAP model on the STAR [50] dataset. This dataset is challenging due to its diversified type of questions. As shown in Table 2, our VLAP model outperforms the several strong SOTA models on average by **2.2%** with  $3.04\times$  speed up. Especially on the STAR Interaction and Prediction type of questions, we outperform SeViLA [62] by **4.6%** and **2.8%**. This result further demonstrate the importance of key-frame selection. And our model’s advantages in extracting temporal and causal related key-frames.

We further test our model on the longer and larger scale video Video QA benchmark datasets: TVQA [21] and How2QA [27], as shown in Table 3. On the TVQA [21] dataset, our VLAP outperforms the SOTA method by **1.8%** at the 4-frame setting. On How2QA, our VLAP improvement is 0.3% with  $3.04\times$  speed up compared with SeViLA [62]. This is partially due to the limited 32-frame teacher-QFormer training. On the other hand, compared with Blip-2 [23], VLAP outperforms by **1.7%**. This difference again shows the key-frames selected by our VLAP model aligns better with the input question compared with uniform sampling.

To test our algorithm’s capabilities, particularly for event prediction, we conduct an additional series of evaluations on VLEP [22] dataset. At the 4-frame setting, VLAP improves over SeViLA [62] by 0.7% with  $1.45\times$  speed up. it’s noteworthy that ours 2-frames out-perform SeViLA 4-frames on VLEP by 0.3% with  $4.2\times$  speed up (Table 3).

## 5.2. Qualitative Results

We qualitatively compare the key-frames selected by our VLAP with the ones from SeViLA [62] on different type of questions. As shown in Figure 4, our network select more question-related key-frames across different question types (including Causal, Temporal and Description or Factual). In the first (col 1 row 1) example in Figure 4, our VLAP locates the frames that visibly show the “car and the dirt”, but the frames selected by SeViLA focuses on the “road”. In the second (col 2 row 1) example, we locate the frames with the “the man not on the bull at the end”, but the frames selected by SeViLA focuses on the “man on the bull at the end”. And in the fourth (col 2 row 2) example, we locate 3 frames with the “four people” according to the question, but non of the frames selected by SeViLA shows “four people”. For Temporal type of questions, our VLAP is also capable of selecting frames that closer to the action specified in the question. In the seventh (col 1 row 4) and eighth (col 2 row 4) example in Figure 4, we locate key-frames around the “the men on stage” and the “black dog” (vs. SeViLA has 2 frames focusing on the “brown dog”).

In addition, we qualitatively check the key-frames selected though our QFormer-Distiller. We show in Figure 5 training our QFormer-Distiller helps select the most question related frames. In the second example, we select frames that shows the “deep into the whole”. And in the third example, out of the 16 frames, we pick up the frames that have both the “man in grey and the stick falling”.



Figure 4. **Key-frame Selection Comparison Results (select 4 frames from 32 frames)**. We compare frames selected by our VLAP compared with that from the SOTA SeViLA [62] method. Across different type of questions, especially the Causal, Temporal type questions, keyframes selected by our network is more relevant and better related to the question.

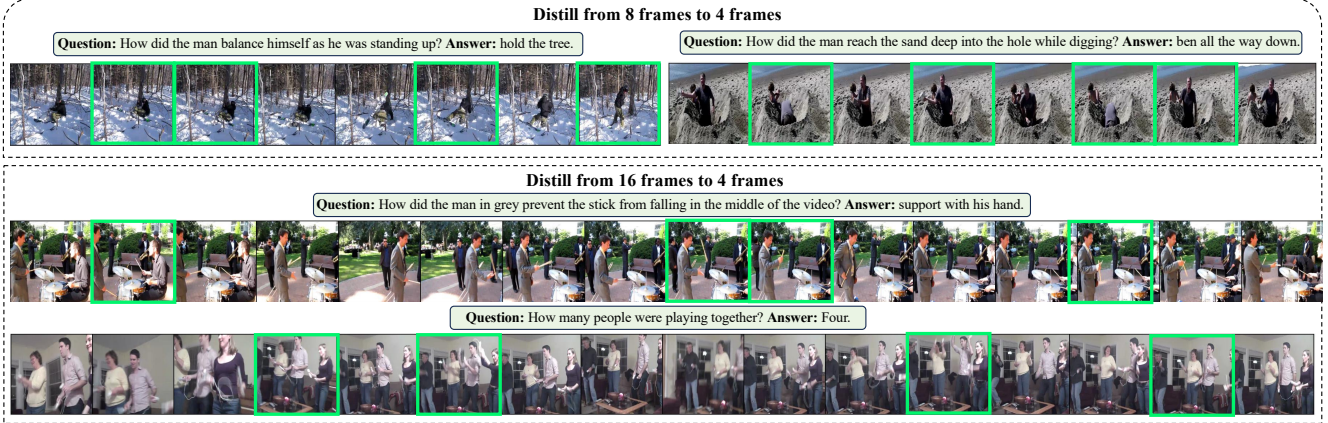


Figure 5. **QFormer-Distiller Results Visualization.** Here we visualize the keyframes selected after cross-modal distillation. After distillation, we can select the most question-relevant frames even from 16 frames.

### 5.3. Ablation Study

Here we demonstrate the effectiveness of each proposed modules: the question-aware Frame-Prompter and QFormer-Distiller. We also validate the decoder design choice within the QFormer-Distiller.

#### 5.3.1 Frame-Prompter and QFormer-Distiller Ablation

Components	STAR	VLEP	TVQA	NExT-QA
base (BLIP-2)	62.0	67.0	54.5	71.5
base+QFD	64.9	68.6	62.2	73.5
base+QFD+FP	66.5	69.6	63.4	74.4

Table 4. **Frame-Prompter and QFormer-Distiller Ablation Results.** Across all four VideoQA datasets, we observe that both Question-aware Frame-Prompter (FP) and cross-modal QFormer-Distiller (QFD) contribute significantly to our final performance. We highlight that on STAR, adding our QFormer-Distiller improves the accuracy by **2.9%**. Our Frame-Prompter (FP) further boost the accuracy by **1.6%**.

Here we ablate our new QFormer-Distiller (QFD) and Frame-Prompter (FP). To summarize, our QFormer-Distiller and our Frame-Prompter each contributes 50% to the overall performance improvement across the 4 Video QA benchmarks. Specifically, our QFormer-Distiller boost performance by **2.9%** and our Frame-Prompter by **1.6%** on the STAR [50] dataset, as shown in Table 4. This shows both modules are critical to achieving the desirable performance.

#### 5.3.2 QFormer-Distiller Decoder Ablation

We study the design choice of the decoder of the QFormer-Distiller. One of the key components is the decoder before computing the distillation loss. Design choices for this component includes the number of Fully Connected layer (FC)

and where to put a layer normalization (LN). From Table 5, we show that the simple FC with a LN (after FC) works the best. The FC layer provides the necessary computational

Frame Prompter	T	C	D	Average
FC	68.5	70.9	79.3	72.4
FC+LN	70.1	73.8	82.1	74.4
FC+LN+FC	69.7	73.1	81.6	74.1

Table 5. **QFormer-Distiller Decoder Ablation on NExT-QA.** We find that a simple Fully Connected layer (FC) with a Layer Normalization (LN) works best across Temporal (T), Causal (C), Description (D). It is efficient and effective.

structure, while the LN layer stabilizes the learning process. This configuration balances the effectiveness and operational efficiency, making it a well-suited choice for our method.

## 6. Conclusion and Future Work

The advances in Large Language Models (LLMs) bring great boost to natural language understandings. New challenge emerges on how to properly ingest visual information to LLMs to utilize its capability effectively in cross-modal tasks. In this work, we present a new VLAP network with a new question-aware Frame-Prompter to smartly sample important frames, together with a cross-modal temporal distillation (QFormer-Distiller) for efficient and effective video-language alignment. From our experiments, our VLAP outperforms SOTA methods on four video question answering benchmarks and one video event prediction benchmark, especially on the temporal (including Temporal, Causal, Interaction and etc.) type of questions. We demonstrate that cross-modal keyframe selection is key to successful video-language alignment task execution. We plan to continue research on the design of our Frame-Prompter, especially on long video-language alignment.

## References

- [1] Jean-Baptiste Alayrac, Jeff Donahue, Pauline Luc, Antoine Miech, Iain Barr, Yana Hasson, Karel Lenc, Arthur Mensch, Katherine Millican, Malcolm Reynolds, et al. Flamingo: a visual language model for few-shot learning. *Advances in Neural Information Processing Systems*, 35:23716–23736, 2022. 1, 6
- [2] Elad Amrani, Rami Ben-Ari, Daniel Rotman, and Alex Bronstein. Noise estimation using density estimation for self-supervised multimodal learning. In *Proceedings of the AAAI Conference on Artificial Intelligence*, volume 35, pages 6644–6652, 2021. 3
- [3] Anurag Arnab, Mostafa Dehghani, Georg Heigold, Chen Sun, Mario Lučić, and Cordelia Schmid. Vivit: A video vision transformer. In *Proceedings of the IEEE/CVF international conference on computer vision*, pages 6836–6846, 2021. 3
- [4] Hangbo Bao, Wenhui Wang, Li Dong, Qiang Liu, Owais Khan Mohammed, Kriti Aggarwal, Subhojit Som, Songhao Piao, and Furu Wei. Vlmo: Unified vision-language pre-training with mixture-of-modality-experts. *Advances in Neural Information Processing Systems*, 35:32897–32912, 2022. 2
- [5] Gedas Bertasius, Heng Wang, and Lorenzo Torresani. Is space-time attention all you need for video understanding? In *ICML*, volume 2, page 4, 2021. 3
- [6] Tom Brown, Benjamin Mann, Nick Ryder, Melanie Subbiah, Jared D Kaplan, Prafulla Dhariwal, Arvind Neelakantan, Pranav Shyam, Girish Sastry, Amanda Askell, et al. Language models are few-shot learners. *Advances in neural information processing systems*, 33:1877–1901, 2020. 1, 2
- [7] Xi Chen, Xiao Wang, Soravit Changpinyo, AJ Piergiovanni, Piotr Padlewski, Daniel Salz, Sebastian Goodman, Adam Grycner, Basil Mustafa, Lucas Beyer, et al. Pali: A jointly-scaled multilingual language-image model. *arXiv preprint arXiv:2209.06794*, 2022. 1
- [8] Hyung Won Chung, Le Hou, Shayne Longpre, Barret Zoph, Yi Tay, William Fedus, Yunxuan Li, Xuezhi Wang, Mostafa Dehghani, Siddhartha Brahma, et al. Scaling instruction-finetuned language models. *arXiv preprint arXiv:2210.11416*, 2022. 4
- [9] Wenliang Dai, Junnan Li, Dongxu Li, Anthony Meng Huat Tiong, Junqi Zhao, Weisheng Wang, Boyang Li, Pascale Fung, and Steven Hoi. Instructblip: Towards general-purpose vision-language models with instruction tuning. *arXiv preprint arXiv:2305.06500*, 2023. 1, 2, 3, 4
- [10] Chaorui Deng, Qi Chen, Pengda Qin, Da Chen, and Qi Wu. Prompt switch: Efficient clip adaptation for text-video retrieval. In *Proceedings of the IEEE/CVF International Conference on Computer Vision (ICCV)*, pages 15648–15658, October 2023. 3
- [11] Alexey Dosovitskiy, Lucas Beyer, Alexander Kolesnikov, Dirk Weissenborn, Xiaohua Zhai, Thomas Unterthiner, Mostafa Dehghani, Matthias Minderer, Georg Heigold, Sylvain Gelly, et al. An image is worth 16x16 words: Transformers for image recognition at scale. *arXiv preprint arXiv:2010.11929*, 2020. 3
- [12] Han Fang, Pengfei Xiong, Luhui Xu, and Yu Chen. Clip2video: Mastering video-text retrieval via image clip. *arXiv preprint arXiv:2106.11097*, 2021. 3
- [13] Yuxin Fang, Wen Wang, Binhui Xie, Quan Sun, Ledell Wu, Xinggang Wang, Tiejun Huang, Xinlong Wang, and Yue Cao. Eva: Exploring the limits of masked visual representation learning at scale. In *Proceedings of the IEEE/CVF Conference on Computer Vision and Pattern Recognition*, pages 19358–19369, 2023. 4
- [14] Difei Gao, Luwei Zhou, Lei Ji, Linchao Zhu, Yi Yang, and Mike Zheng Shou. Mist: Multi-modal iterative spatial-temporal transformer for long-form video question answering. In *Proceedings of the IEEE/CVF Conference on Computer Vision and Pattern Recognition*, pages 14773–14783, 2023. 5, 6
- [15] Saurabh Gupta, Judy Hoffman, and Jitendra Malik. Cross modal distillation for supervision transfer. In *Proceedings of the IEEE conference on computer vision and pattern recognition*, pages 2827–2836, 2016. 3
- [16] Georg Heigold, Matthias Minderer, Alexey Gritsenko, Alex Bewley, Daniel Keysers, Mario Lučić, Fisher Yu, and Thomas Kipf. Video owl-vit: Temporally-consistent open-world localization in video. In *Proceedings of the IEEE/CVF International Conference on Computer Vision (ICCV)*, pages 13802–13811, October 2023. 3
- [17] Geoffrey Hinton, Oriol Vinyals, and Jeff Dean. Distilling the knowledge in a neural network. *Advances in Neural Information Processing Systems (NIPS)*, 2015. 3
- [18] Eric Jang, Shixiang Gu, and Ben Poole. Categorical reparameterization with gumbel-softmax. *arXiv preprint arXiv:1611.01144*, 2016. 4
- [19] Jianwen Jiang, Ziqiang Chen, Haojie Lin, Xibin Zhao, and Yue Gao. Divide and conquer: Question-guided spatio-temporal contextual attention for video question answering. In *Proceedings of the AAAI Conference on Artificial Intelligence*, volume 34, pages 11101–11108, 2020. 3
- [20] Mehrdad Khani, Pouya Hamadani, Arash Nasr-Esfahany, and Mohammad Alizadeh. Real-time video inference on edge devices via adaptive model streaming. In *Proceedings of the IEEE/CVF International Conference on Computer Vision*, pages 4572–4582, 2021. 3
- [21] Jie Lei, Licheng Yu, Mohit Bansal, and Tamara L Berg. Tvqa: Localized, compositional video question answering. *arXiv preprint arXiv:1809.01696*, 2018. 2, 3, 5, 6
- [22] Jie Lei, Licheng Yu, Tamara L Berg, and Mohit Bansal. What is more likely to happen next? video-and-language future event prediction. *arXiv preprint arXiv:2010.07999*, 2020. 2, 3, 5, 6
- [23] Junnan Li, Dongxu Li, Silvio Savarese, and Steven Hoi. Blip-2: Bootstrapping language-image pre-training with frozen image encoders and large language models. *arXiv preprint arXiv:2301.12597*, 2023. 1, 2, 3, 4, 5, 6
- [24] Junnan Li, Dongxu Li, Caiming Xiong, and Steven Hoi. Blip: Bootstrapping language-image pre-training for unified vision-language understanding and generation. In *International Conference on Machine Learning*, pages 12888–12900. PMLR, 2022. 2, 3, 4

- [25] Junnan Li, Ramprasaath Selvaraju, Akhilesh Gotmare, Shafiq Joty, Caiming Xiong, and Steven Chu Hong Hoi. Align before fuse: Vision and language representation learning with momentum distillation. *Advances in neural information processing systems*, 34:9694–9705, 2021. 2
- [26] Kunchang Li, Yali Wang, Yinan He, Yizhuo Li, Yi Wang, Limin Wang, and Yu Qiao. Uniformerv2: Unlocking the potential of image vits for video understanding. In *Proceedings of the IEEE/CVF International Conference on Computer Vision (ICCV)*, pages 1632–1643, October 2023. 3
- [27] Linjie Li, Yen-Chun Chen, Yu Cheng, Zhe Gan, Licheng Yu, and Jingjing Liu. Hero: Hierarchical encoder for video+language omni-representation pre-training. *arXiv preprint arXiv:2005.00200*, 2020. 2, 3, 5, 6
- [28] Yuanze Lin, Chen Wei, Huiyu Wang, Alan Yuille, and Cihang Xie. Smaug: Sparse masked autoencoder for efficient video-language pre-training. In *Proceedings of the IEEE/CVF International Conference on Computer Vision*, pages 2459–2469, 2023. 3
- [29] Haotian Liu, Chunyuan Li, Yuheng Li, and Yong Jae Lee. Improved baselines with visual instruction tuning. *arXiv preprint arXiv:2310.03744*, 2023. 1
- [30] Yuqi Liu, Pengfei Xiong, Luhui Xu, Shengming Cao, and Qin Jin. Ts2-net: Token shift and selection transformer for text-video retrieval. In *Proceedings of the European Conference on Computer Vision (ECCV)*, 2022. 3
- [31] Huaishao Luo, Lei Ji, Ming Zhong, Yang Chen, Wen Lei, Nan Duan, and Tianrui Li. Clip4clip: An empirical study of clip for end to end video clip retrieval and captioning. *Neurocomputing*, 508:293–304, 2022. 3
- [32] Scott MacFarland. If a picture is worth a thousand words, what is a video worth?, 2014. 1
- [33] Ravi Teja Mullapudi, Steven Chen, Keyi Zhang, Deva Ramanan, and Kayvon Fatahalian. Online model distillation for efficient video inference. In *Proceedings of the IEEE/CVF International conference on computer vision*, pages 3573–3582, 2019. 3
- [34] Boxiao Pan, Haoye Cai, De-An Huang, Kuan-Hui Lee, Adrien Gaidon, Ehsan Adeli, and Juan Carlos Niebles. Spatio-temporal graph for video captioning with knowledge distillation. In *Proceedings of the IEEE/CVF Conference on Computer Vision and Pattern Recognition*, pages 10870–10879, 2020. 3
- [35] Junting Pan, Ziyi Lin, Xiatian Zhu, Jing Shao, and Hongsheng Li. St-adapter: Parameter-efficient image-to-video transfer learning. In S. Koyejo, S. Mohamed, A. Agarwal, D. Belgrave, K. Cho, and A. Oh, editors, *Advances in Neural Information Processing Systems*, volume 35, pages 26462–26477. Curran Associates, Inc., 2022. 3
- [36] Shraman Pramanick, Yale Song, Sayan Nag, Kevin Qinghong Lin, Hardik Shah, Mike Zheng Shou, Rama Chellappa, and Pengchuan Zhang. Egovlpv2: Egocentric video-language pre-training with fusion in the backbone. In *Proceedings of the IEEE/CVF International Conference on Computer Vision*, pages 5285–5297, 2023. 3
- [37] Zhiwu Qing, Shiwei Zhang, Ziyuan Huang, Yingya Zhang, Changxin Gao, Deli Zhao, and Nong Sang. Disentangling spatial and temporal learning for efficient image-to-video transfer learning. In *Proceedings of the IEEE/CVF International Conference on Computer Vision (ICCV)*, pages 13934–13944, October 2023. 3
- [38] Alec Radford, Jong Wook Kim, Chris Hallacy, Aditya Ramesh, Gabriel Goh, Sandhini Agarwal, Girish Sastry, Amanda Askell, Pamela Mishkin, Jack Clark, et al. Learning transferable visual models from natural language supervision. In *International conference on machine learning*, pages 8748–8763. PMLR, 2021. 2, 3
- [39] Zhuang Shao, Jiahui Wan, and Linlin Zong. A video question answering model based on knowledge distillation. *Information*, 14(6):328, 2023. 3
- [40] Yu Shen, Xijun Wang, Peng Gao, and Ming Lin. Auxiliary modality learning with generalized curriculum distillation. 2023. 3
- [41] Yu Shen, Luyu Yang, Xijun Wang, and Ming C Lin. Small-shot multi-modal distillation for vision-based autonomous steering. In *2023 IEEE International Conference on Robotics and Automation (ICRA)*, pages 7763–7770. IEEE, 2023. 3
- [42] Hugo Touvron, Thibaut Lavril, Gautier Izacard, Xavier Martinet, Marie-Anne Lachaux, Timothée Lacroix, Baptiste Rozière, Naman Goyal, Eric Hambro, Faisal Azhar, et al. Llama: open and efficient foundation language models, 2023. URL <https://arxiv.org/abs/2302.13971>. 1
- [43] Jinpeng Wang, Yixiao Ge, Rui Yan, Yuying Ge, Kevin Qinghong Lin, Satoshi Tsutsui, Xudong Lin, Guanyu Cai, Jianping Wu, Ying Shan, et al. All in one: Exploring unified video-language pre-training. In *Proceedings of the IEEE/CVF Conference on Computer Vision and Pattern Recognition*, pages 6598–6608, 2023. 5, 6
- [44] Rui Wang, Dongdong Chen, Zuxuan Wu, Yinpeng Chen, Xiyang Dai, Mengchen Liu, Lu Yuan, and Yu-Gang Jiang. Masked video distillation: Rethinking masked feature modeling for self-supervised video representation learning. In *Proceedings of the IEEE/CVF Conference on Computer Vision and Pattern Recognition*, pages 6312–6322, 2023. 3
- [45] Wenhui Wang, Hangbo Bao, Li Dong, Johan Bjorck, Zhiliang Peng, Qiang Liu, Kriti Aggarwal, Owais Khan Mohammed, Saksham Singhal, Subhojit Som, et al. Image as a foreign language: Beit pretraining for all vision and vision-language tasks. *arXiv preprint arXiv:2208.10442*, 2022. 2
- [46] Weihang Wang, Qingsong Lv, Wenmeng Yu, Wenyi Hong, Ji Qi, Yan Wang, Junhui Ji, Zhuoyi Yang, Lei Zhao, Xixuan Song, et al. Cogvlm: Visual expert for pretrained language models. *arXiv preprint arXiv:2311.03079*, 2023. 1
- [47] Xijun Wang, Dongyang Liu, Meina Kan, Chunrui Han, Zhongqin Wu, and Shiguang Shan. Triplet knowledge distillation. *arXiv preprint arXiv:2305.15975*, 2023. 3
- [48] Yi Wang, Kunchang Li, Yizhuo Li, Yinan He, Bingkun Huang, Zhiyu Zhao, Hongjie Zhang, Jilan Xu, Yi Liu, Zun Wang, et al. Internvideo: General video foundation models via generative and discriminative learning. *arXiv preprint arXiv:2212.03191*, 2022. 5, 6
- [49] Ziyang Wang, Yi-Lin Sung, Feng Cheng, Gedas Bertasius, and Mohit Bansal. Unified coarse-to-fine alignment for video-text retrieval. In *Proceedings of the IEEE/CVF International Conference on Computer Vision (ICCV)*, pages 2816–2827, October 2023. 3

- [50] Bo Wu, Shoubin Yu, Zhenfang Chen, Joshua B Tenenbaum, and Chuang Gan. Star: A benchmark for situated reasoning in real-world videos. In *Thirty-fifth Conference on Neural Information Processing Systems Datasets and Benchmarks Track (Round 2)*, 2021. 2, 3, 5, 6, 8
- [51] Chenfei Wu, Shengming Yin, Weizhen Qi, Xiaodong Wang, Zecheng Tang, and Nan Duan. Visual chatgpt: Talking, drawing and editing with visual foundation models. *arXiv preprint arXiv:2303.04671*, 2023. 2
- [52] Junbin Xiao, Xindi Shang, Angela Yao, and Tat-Seng Chua. Next-qa: Next phase of question-answering to explaining temporal actions. In *Proceedings of the IEEE/CVF conference on computer vision and pattern recognition*, pages 9777–9786, 2021. 2, 3, 5
- [53] Hongwei Xue, Yuchong Sun, Bei Liu, Jianlong Fu, Ruihua Song, Houqiang Li, and Jiebo Luo. Clip-vip: Adapting pre-trained image-text model to video-language representation alignment, 2023. 3
- [54] Antoine Yang, Antoine Miech, Josef Sivic, Ivan Laptev, and Cordelia Schmid. Just ask: Learning to answer questions from millions of narrated videos. In *Proceedings of the IEEE/CVF international conference on computer vision*, pages 1686–1697, 2021. 3, 5
- [55] Antoine Yang, Antoine Miech, Josef Sivic, Ivan Laptev, and Cordelia Schmid. Zero-shot video question answering via frozen bidirectional language models. *Advances in Neural Information Processing Systems*, 35:124–141, 2022. 6
- [56] Xu Yang, Zhangzikang Li, Haiyang Xu, Hanwang Zhang, Qinghao Ye, Chenliang Li, Ming Yan, Yu Zhang, Fei Huang, and Songfang Huang. Learning trajectory-word alignments for video-language tasks. *arXiv preprint arXiv:2301.01953*, 2023. 3
- [57] Zhengyuan Yang, Linjie Li, Jianfeng Wang, Kevin Lin, Ehsan Azarnasab, Faisal Ahmed, Zicheng Liu, Ce Liu, Michael Zeng, and Lijuan Wang. Mm-react: Prompting chatgpt for multimodal reasoning and action. *arXiv preprint arXiv:2303.11381*, 2023. 1, 2
- [58] Lewei Yao, Runhui Huang, Lu Hou, Guansong Lu, Minzhe Niu, Hang Xu, Xiaodan Liang, Zhenguo Li, Xin Jiang, and Chunjing Xu. Filip: Fine-grained interactive language-image pre-training. *arXiv preprint arXiv:2111.07783*, 2021. 2
- [59] Qinghao Ye, Guohai Xu, Ming Yan, Haiyang Xu, Qi Qian, Ji Zhang, and Fei Huang. Hitea: Hierarchical temporal-aware video-language pre-training. *arXiv preprint arXiv:2212.14546*, 2022. 3, 5
- [60] Yunan Ye, Zhou Zhao, Yimeng Li, Long Chen, Jun Xiao, and Yueting Zhuang. Video question answering via attribute-augmented attention network learning. In *Proceedings of the 40th International ACM SIGIR conference on Research and Development in Information Retrieval*, pages 829–832, 2017. 3
- [61] Jiahui Yu, Zirui Wang, Vijay Vasudevan, Legg Yeung, Mojtaba Seyedhosseini, and Yonghui Wu. Coca: Contrastive captioners are image-text foundation models. *arxiv* 2022. *arXiv preprint arXiv:2205.01917*. 2
- [62] Shoubin Yu, Jaemin Cho, Prateek Yadav, and Mohit Bansal. Self-chained image-language model for video localization and question answering. *arXiv preprint arXiv:2305.06988*, 2023. 1, 2, 3, 5, 6, 7
- [63] Rowan Zellers, Jiasen Lu, Ximing Lu, Youngjae Yu, Yanpeng Zhao, Mohammadreza Salehi, Aditya Kusupati, Jack Hessel, Ali Farhadi, and Yejin Choi. Merlot reserve: Neural script knowledge through vision and language and sound. In *Proceedings of the IEEE/CVF Conference on Computer Vision and Pattern Recognition*, pages 16375–16387, 2022. 3
- [64] Rowan Zellers, Ximing Lu, Jack Hessel, Youngjae Yu, Jae Sung Park, Jize Cao, Ali Farhadi, and Yejin Choi. Merlot: Multimodal neural script knowledge models. *Advances in Neural Information Processing Systems*, 34:23634–23651, 2021. 3
- [65] Ying Zhang, Tao Xiang, Timothy M Hospedales, and Huchuan Lu. Deep mutual learning. In *IEEE/CVF Conference on Computer Vision and Pattern Recognition (CVPR)*, pages 4320–4328, 2018. 3