

SWITCHHEAD: ACCELERATING TRANSFORMERS WITH MIXTURE-OF-EXPERTS ATTENTION

Róbert Csordás¹ Piotr Piękos² Kazuki Irie^{3†} Jürgen Schmidhuber^{1,2}

¹The Swiss AI Lab IDSIA, USI & SUPSI, Lugano, Switzerland

²AI Initiative, KAUST, Thuwal, Saudi Arabia

³Center for Brain Science, Harvard University, Cambridge, MA, USA

robert@idsia.ch, piotr.piekos@kaust.edu.sa

kirie@fas.harvard.edu, juergen@idsia.ch

ABSTRACT

The costly self-attention layers in modern Transformers require memory and compute quadratic in sequence length. Existing approximation methods usually underperform and fail to obtain significant speedups in practice. Here we present SwitchHead—a novel method that reduces both compute and memory requirements and achieves wall-clock speedup, while matching the language modeling performance of baseline Transformers with the same parameter budget. SwitchHead uses Mixture-of-Experts (MoE) layers for the value and output projections and requires 4 to 8 times fewer attention matrices than standard Transformers. Our novel attention can also be combined with MoE MLP layers, resulting in an efficient fully-MoE “SwitchAll” Transformer model. Our code is public.¹

1 INTRODUCTION

Large language models (LLMs) have shown remarkable capabilities (Radford et al., 2019; Brown et al., 2020; OpenAI, 2022; 2023) and great versatility (Bubeck et al., 2023). However, training enormous Transformers (Vaswani et al., 2017; Schmidhuber, 1992) requires a considerable amount of computing power and memory, which is not accessible to most researchers, academic institutions, and even companies. Even running them in inference mode, which is much less resource-intensive, requires significant engineering effort (Gerganov, 2023). Accelerating big Transformers remains an important open research question.

In the literature, Mixture of Experts (MoE)-based feedforward multi-layer perceptron (MLP) layers (Shazeer et al., 2017; Jacobs et al., 1991; Ivakhnenko & Lapa, 1965) have been popular methods to scale up Transformers to a large number of parameters (Lewis et al., 2021; Lepikhin et al., 2021; Fedus et al., 2022; Clark et al., 2022; Chi et al., 2022). However, in these works, the *parameter efficiency* of MoEs has not been studied; MoE models have been typically compared to dense baselines with *the same number of FLOPs* but with much less parameters. In fact, it has remained a common belief that they are not competitive against their dense counterparts with the same number of parameters. More recently, this parameter-efficiency perspective of MoEs has been studied by Csordás et al. (2023). They have proposed a novel MoE model, called σ -MoE, which not only speeds up Transformer training through reduced resource requirements, but also achieves performance comparable to or even superior to its parameter-matched dense counterparts; effectively demonstrating the promise of MoEs to scaling up neural networks.

Such MoE research often focuses on accelerating MLPs. However, attention layers (Schmidhuber, 1991; Bahdanau et al., 2015) also account for a considerable amount of compute and memory usage in Transformers, especially for long context sizes. Existing methods, such as linear attention (Schmidhuber, 1991; Katharopoulos et al., 2020; Choromanski et al., 2021; Peng et al., 2021; Schlag et al., 2021), typically fail to achieve significant speedups in practice (Dao et al., 2022) and often underperform its quadratic counterpart. As an alternative, MoE-based approaches for attention have been also proposed (Zhang et al., 2022; Peng et al., 2020), but in practice, they only achieve a

¹https://github.com/robertcsordas/moe_attention [†]Work done at IDSIA.

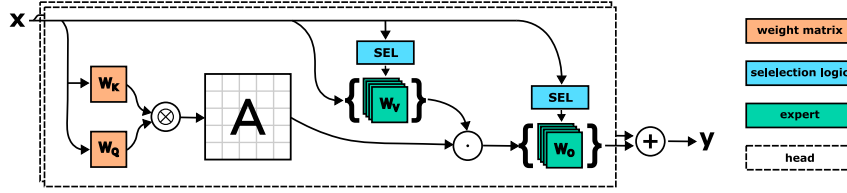


Figure 1: Schematic representation of SwitchHead. It consists of few independent heads, each with multiple experts for value and output projections. Each head has a single attention matrix.

modest reduction in computing and memory requirements, and typically require a lot of engineering tricks for successful training. Generally, MoE-based attention remains underexplored.

Here we present a novel MoE-based attention mechanism, SwitchHead, which reduces the number of attention matrices that need to be computed and stored. Our method is based on the σ -MoE by Csordás et al. (2023) and does not require regularization or extra tricks for stable training. We evaluate our method on a variety of language modeling datasets and two model sizes. We demonstrate that SwitchHead can achieve performance comparable to parameter-matched baselines, with a fraction of the compute and memory budget. Furthermore, we introduce the “SwitchAll” model, a fully MoE-based Transformer model, that combines a σ -MoE-based MLP layer with our SwitchHead attention, often outperforming dense baselines with the same parameter budgets. Lastly, we analyze the attention maps of our SwitchHead, and find that the maximum of attention maps taken over all heads are qualitatively similar to the dense baselines, indicating a significant reduction in redundancy without a loss of expressivity. Additionally, expert selections are often interpretable.

2 METHOD

2.1 BACKGROUND

The standard multi-head self-attention (MHA) layer (Vaswani et al., 2017) consists of four major steps: (1) computing key (K), query (Q), and value (V) projections, (2) computing the attention matrix, (3) using the attention matrix to project the values, and (4) mapping the projected values to the output. Let $h, T, d_{\text{model}}, d_{\text{head}}$ denote positive integers. Let $x \in \mathbb{R}^{T \times d_{\text{model}}}$ denote an input to the MHA layer, T be the sequence length, and d_{model} denote the size of the hidden representations of the model. $W_{\{K,V,Q\}}^h \in \mathbb{R}^{d_{\text{model}} \times d_{\text{head}}}$ are the projection matrices for head h . Then $K^h = xW_K^h$, $Q^h = xW_Q^h$, and $V^h = xW_V^h$ (thus $K^h, Q^h, V^h \in \mathbb{R}^{T \times d_{\text{head}}}$) are the keys, queries, and values, respectively. The attention matrix for the head h , $A^h \in \mathbb{R}^{T \times T}$, and the output $y \in \mathbb{R}^{T \times d_{\text{model}}}$ are calculated as follows:

$$A^h = \text{softmax} \left(\frac{1}{\sqrt{d_{\text{model}}}} Q^h K^{h\top} \right) \quad (1)$$

$$y = W_O (A^0 V^0 | A^1 V^1 | \dots | A^H V^H) \quad (2)$$

where $|$ denotes concatenation in the last dimension, the $\text{softmax}(\cdot)$ is also over the last dimension, and $W_O \in \mathbb{R}^{d_{\text{model}} \times H d_{\text{head}}}$. However, an alternative formulation reflects the role of W_O better. Let us divide W_O along the second dimension into submatrices for each head, $W_O^h \in \mathbb{R}^{d_{\text{model}} \times d_{\text{head}}}$, such that $W_O = W_O^0 | W_O^1 | \dots | W_O^H$. In this case, the output can be equivalently written as:

$$y = \sum_h W_O^h A^h V^h \quad (3)$$

From this, it can be seen that all computations are local to the heads. Computing the attention matrix A^h and the readout $A^h V^h$ requires compute in order of $O(H d_{\text{head}} T^2)$ MACs (multiplication-accumulation operation). During training, it requires the storage of $O(HT^2)$ for the attention matrices and $O(HT d_{\text{head}})$ numbers for storing the sub-results of the projections. Given a sufficiently long sequence, computing the attention matrix and projecting the values will dominate the compute requirements due to the quadratic dependence on the sequence length T .

2.2 FROM DENSE TO SWITCHHEAD

Our goal is to obtain resource reductions while maintaining the fundamental properties of attention and retaining a fully expressive attention matrix. In fact, there is still room for improvement: modern LLMs use tens of heads (Brown et al., 2020; Touvron et al., 2023). Are so many of them all necessary? As we show later in Sec. 3, indeed, naively reducing the number of heads (while keeping the same number of parameters by increasing the head dimension) results in performance loss. Explaining the reason for the need for many heads is beyond the scope of this paper. Nevertheless, here are some hypotheses: (1) they provide multiple inputs for the operations that the network performs in each step, (2) they are specialized and provide inputs only for specific operations. In this case, each operation would use a different subset of heads. (3) They may also provide alternatives with different initializations, some being more successful than others, thus enabling better learning. Among these, some (2) and (3) offer an opportunity for resource savings: if not all heads are needed at the same time, it might be possible to switch between them. The simplest method of doing so is to produce a gating signal using a linear projection $\mathbf{W}_S \in \mathbb{R}^{d_{\text{model}} \times H}$, and use the ones with the highest activation, by replacing Eq. 3 with Eq. 6:

$$\mathbf{s} = \sigma(\mathbf{x}\mathbf{W}_S) \quad (4)$$

$$\mathcal{E} = \arg \text{topk}(\mathbf{s}, K), \mathcal{E} \subset \{1, \dots, H\} \quad (5)$$

$$\mathbf{y}[t, c] = \sum_{h \in \mathcal{E}} \mathbf{s}[t, h] (\mathbf{W}_O^h \mathbf{A}^h \mathbf{V}^h)[t, c] \quad (6)$$

where $\mathbf{y}[t, c]$ denotes indexing the specific element of the matrix, specifically denoting timestep t and channel c . Following Csordás et al. (2023), we use a non-competitive selection function. Intuitively, this corresponds to choosing a subset of attention heads for each *output* position. Our preliminary experiments confirmed that this method is indeed feasible for language modeling on WikiText-103. However, it is difficult to achieve acceleration and memory savings with this method. To see why, notice that the entries of the attention matrix \mathbf{A}^h depend on *pairs* of inputs in different positions, but the choice is made only based on the output position. Thus, in the worst case, all possible projections have to be computed on the "source side" for the keys and values, which we would like to avoid.

An alternative approach, which we propose here, is to perform the conditional computation on the projections, independently for the source side (K and V) and the destination side (Q and output). This avoids conditional computation that involves the attention matrix itself. The obvious way to make the projections conditional is to use Mixture of Experts (MoEs). In this case, the concepts of "heads" are not well defined anymore. Therefore, we define a head to be a specific, computed attention matrix. For each head h , we define a list of E experts. Then, the projection matrices become $\mathbf{W}_K^{h,e}$, $\mathbf{W}_Q^{h,e}$, $\mathbf{W}_V^{h,e}$ and $\mathbf{W}_O^{h,e}$, where h denotes the head index and e the specific expert. Then we compute the source-side expert selection as following:

$$\mathbf{s}_S^h = \sigma(\mathbf{x}\mathbf{W}_S^h) \quad (7)$$

$$\mathcal{E}_S^h = \arg \text{topk}(\mathbf{s}_S^h, K), \mathcal{E}_S^h \subset \{1, \dots, E\} \quad (8)$$

We compute the destination-side experts similarly: $\mathbf{s}_D^h = \sigma(\mathbf{x}\mathbf{W}_D^h)$, $\mathcal{E}_D^h = \arg \text{topk}(\mathbf{s}_D^h, K)$, $\mathcal{E}_S^h \subset \{1, \dots, E\}$. Then, the value projection \mathbf{V}^h is computed as a weighted sum of the selected experts:

$$\mathbf{V}^h = \sum_{e \in \mathcal{E}_S^h} \mathbf{s}_S^h[e] \mathbf{x}\mathbf{W}_V^{h,e} \quad (9)$$

The key and query projections are computed similarly: $\mathbf{K}^h = \sum_{e \in \mathcal{E}_S^h} \mathbf{s}_S^h[e] \mathbf{x}\mathbf{W}_K^{h,e}$, and $\mathbf{Q}^h = \sum_{e \in \mathcal{E}_D^h} \mathbf{s}_D^h[e] \mathbf{x}\mathbf{W}_Q^{h,e}$. The output projection also becomes an MoE:

$$\mathbf{y} = \sum_{h=0}^{H-1} \sum_{e \in \mathcal{E}_D^h} \mathbf{W}_O^{h,e} \mathbf{A}^h \mathbf{V}^h \quad (10)$$

As we'll show, it is not necessary to make all projections MoEs. In Section 3.1 we show that keeping a single copy of the projections Q and K and reusing them for all experts is beneficial. We call this method SwitchHead. If this method can reduce the number of heads H by having more experts, E ,

then it provides an easy way to reduce the resource requirements of MHA. Note that our method does not depend on the specific implementation of the attention, allowing easy experimentation and research. A schematic representation is shown in Fig. 1.

Unlike standard MoE methods, we found that no regularization is necessary to achieve good performance with our method.

2.3 RESOURCE USAGE OF DIFFERENT METHODS

In this section, we discuss the compute and memory usage of different attention variants. We will define the compute in terms of the number of multiply-accumulate operations (MACs, also used by Zhang et al. (2022)), which is arguably better defined than FLOPs (e.g., does one step of the matrix multiplication count as 1 FLOP or 2? Do we include the softmax?). All calculations will be presented for a single attention layer for a single sequence, and they are presented this way in all our tables. Both the memory and compute requirements scale linearly with both the batch size and the number of layers.

Consider a sequence of inputs of length T , with representation size d_{model} . Let d_{head} be the width of the K , Q , and V projections used for the attention layer. For Transformer XL-style attention, let the size of the context be CT , where $C - 1$ is the number of past chunks included in the context of the current attention step. We can divide the computation into two major parts: calculating the projections, which do not involve the attention map, and calculating the attention map and projecting the sequence of values using it.

First, consider the case of the standard Transformer XL (Dai et al., 2019). Here, from the input $\mathbf{x} \in \mathbb{R}^{T \times d_{\text{model}}}$, we calculate the $\mathbf{K}^h, \mathbf{Q}^h, \mathbf{V}^h \in \mathbb{R}^{T \times d_{\text{head}}}$ using projection matrices of shape $\mathbb{R}^{d_{\text{model}} \times d_{\text{head}}}$. The output after the attention is projected in a similar manner (Eq. 3). Thus, the projections take a total of $4Td_{\text{model}}d_{\text{head}}$ MACs per head. For backpropagation, we have to store all the intermediate results. This takes Td_{head} numbers of $\mathbf{K}^h, \mathbf{Q}^h$ and \mathbf{V}^h . Also, the projected values should be stored. They have an identical shape, therefore, the total memory used by projections is $4Td_{\text{head}}$ numbers per head. Now consider the resource usage related to the attention matrix. It involves calculating the product of $\mathbf{Q}^h \mathbf{K}^{h\top}$, which takes $d_{\text{head}}CT^2$ MACs (multiplication by C is needed because the shape of \mathbf{K}^h and \mathbf{V}^h for Transformer XL is $CT \times d_{\text{head}}$). The projection of the values with the attention matrix $\mathbf{A}^h \mathbf{V}^h$ is similar. For the memory usage, the attention needs CT^2 numbers, but it needs to be stored both before and after the activation function. In addition, calculating the projection of the position encodings is necessary. This depends on the implementation, but in our case, it involves a matrix multiplication, and the total amount of computation is $2d_{\text{head}}d_{\text{model}}TC$, and it needs $2d_{\text{head}}TC$ numbers of storage. Thus the resource requirements are:

$$N_{\text{MAC}}^{\text{XL}} = H (4Td_{\text{head}}d_{\text{model}} + 2CT^2d_{\text{head}} + 2CTd_{\text{head}}d_{\text{model}}) \quad (11)$$

$$N_{\text{mem}}^{\text{XL}} = H (4Td_{\text{head}} + 2CT^2 + 2CTd_{\text{head}}) \quad (12)$$

The resource usage of SwitchHead is different. First, the number of heads H is significantly reduced, but d_{head} is typically larger. Additionally, there are K experts active at the same time. Here, we only consider the case where the value and outputs are experts, but \mathbf{Q}^h and \mathbf{K}^h are not (this version performs the best; see Sec. 3.1). Then, we have two projections that are identical with that of Transformer XL, and two MoE-based projections. These use $TKd_{\text{model}}d_{\text{head}}$ MACs to calculate the projection and another TKd_{head} to calculate their weighted average. With a smart kernel implementation, memory usage is not affected by K , thus the formula remains the same as Eq. 12 (note, however, that H and d_{head} are very different in practice). The compute requirement can be calculated as:

$$N_{\text{MAC}}^{\text{SwitchHead}} = H (2Td_{\text{head}}d_{\text{model}} + 2TKd_{\text{head}}(d_{\text{model}} + 1) + 2CT^2d_{\text{head}} + 2CTd_{\text{head}}d_{\text{model}}) \quad (13)$$

Additionally, the expert selection logic needs minimal additional resources, which can be ignored. Note that the comparison between the MACs of the standard (Eq. 11) and SwitchHead (Eq. 13) depends on the exact values of the hyper-parameters. However, as we'll see in Sec. 3, in our typical configurations, SwitchHead provides good predictive performance with significantly lower H compared to the standard Transformer, resulting in reduced resource usage in the end.

3 EXPERIMENTS

Following Csordás et al. (2023) we conduct our experiments in a *parameter-matched* setting which better reflects the expressivity of language models (than the FLOPS-matched setting often used to evaluate MoEs). Without this constraint, with MoEs it is often possible to compensate for a weaker method by adding more experts. We use and adopt the CUDA kernel of Csordás et al. (2023) for our purposes. To match the number of parameters of different models, we follow a systematic procedure. First, we measure the parameter count of the dense Transformer, which serves as our target. Then, for each method, we set the total number of experts (including between heads, HE for SwitchHead) to the same as the original number of heads. We increase the head projection size d_{head} to the maximum that keeps the parameter count below our target. Because our CUDA kernel supports only d_{head} with multiples of 4, this often remains below the parameter count of the baseline. For further compensation, we slightly increase d_{ff} until we achieve a match that differs from our target with no more than 100k parameters but never exceeds it. We do not claim that this parameter-matching method is optimal, but we aim to have a consistent algorithm that does not require tuning, which is prohibitively expensive and would have to be done for each model separately. Detailed hyperparameters of all our models can be found in Sec. A.2 in the Appendix.

For all datasets except the character-level Enwik8 (Hutter, 2006), we use sub-word units (Sennrich et al., 2016; Schuster & Nakajima, 2012) obtained with a SentencePiece tokenizer (Kudo & Richardson, 2018) with a vocabulary size of 8k tokens. Unless otherwise noted, all models, including ours, are Transformer XL (Dai et al., 2019), with the context size being twice the size of the active/current chunk.

All models are trained for 100k batches. Some of the datasets we consider (C4 (Raffel et al., 2020), and peS2o (Soldaini & Lo, 2023)) are much larger. In this case, we train on the first $10^5 * T * N_{\text{batch}}$ tokens of the dataset.

3.1 WHICH PROJECTIONS REQUIRE AN MOE?

As discussed in Sec. 2.2, each linear projection (K, V, Q, O) can potentially be replaced by an MoE. Here we first check which projection benefits from such a replacement. As we target the parameter-matched setting, having experts where they are not necessary can have a negative effect. Since they use a significant part of the parameter budget, they can reduce the number of parameters available for the more useful parts of the model. Thus, we did a search over all possible combinations of expert versus fixed projections with two active heads and compared them to the parameter-matched baseline on Wikitext 103. Our models have 47M parameters. We also include a parameter-matched baseline with two heads, which serves as a lower bound for the performance. The results are shown in Tab. 1. It can be seen that the output projection is necessary to match the performance of the baseline. Having key and query experts seems to be unnecessary. In fact, without the output and value experts, they even underperform the dense baseline with $H = 2$ heads. The best-performing model is the one with experts for both value and output projections. We use this model variant for all the other experiments in this paper.

3.2 COMPARING WITH MOA

The method most related to ours is the so-called Mixture of Attention Heads, or MoA (Zhang et al., 2022). They use a selection mechanism to choose active attention heads from a set of experts. However, they have a single set of K and V projections shared between experts; thus, acceleration is possible. However, in the original paper, the authors use a high number of selected heads (8-16) which seems necessary to achieve good performance. Thus, the resource reductions are moderate. Moreover, MoA uses three different regularizers, which have to be tuned independently.

We compare our method with our reimplementation of MoA with a different number of selected heads. Given the complexity of tuning its regularization coefficients, we take them directly from Zhang et al. (2022). For a fair comparison, we also integrated the non-competitive selection mechanism of Csordás et al. (2023) into MoA. The results are shown in Table 2. Similarly to our method, we found that with non-competitive selection, no regularization is required, and the predictive performance usually is superior to the original formulation. However, it still underperforms our method given a similar computation and memory budget.

Table 1: Performance of SwitchHead with $E = 5$ experts and $H = 2$ heads. Different projections are either experts or fixed for the given head. Parameter-matched baseline with $H = 10$ and $H = 2$ are shown. Models sorted by perplexity. 47M parameters models on Wikitext 103.

Model	n_{heads}	V expert	K expert	Q expert	O expert	Perplexity
SwitchHead	2	Y	N	N	Y	12.27
SwitchHead	2	N	N	N	Y	12.30
Transformer XL	10	-	-	-	-	12.31
SwitchHead	2	N	Y	N	Y	12.36
SwitchHead	2	Y	Y	N	Y	12.37
SwitchHead	2	Y	N	Y	Y	12.42
SwitchHead	2	Y	N	N	N	12.45
SwitchHead	2	N	N	Y	Y	12.45
SwitchHead	2	Y	N	Y	N	12.51
SwitchHead	2	Y	Y	Y	Y	12.57
SwitchHead	2	N	Y	Y	Y	12.59
SwitchHead	2	Y	Y	Y	N	12.61
SwitchHead	2	Y	Y	N	N	12.69
Transformer XL	2	-	-	-	-	12.74
SwitchHead	2	N	N	Y	N	12.75
SwitchHead	2	N	Y	N	N	12.79
SwitchHead	2	N	Y	Y	N	12.90

Table 2: Performance of SwitchHead compared to different MoA variants. "sel. activation" denotes the activation function used for selecting the experts. the MoA can outperform the baseline, but only at a price of using significantly more computing and memory. Also, SwitchHead outperforms the baseline dense Transformer. Results are on Wikitext 103.

Model	sel. activation	n_{heads}	#params	Perplexity	MACs	Mem (floats)
MoA	sigmoid	8	47M	12.13	390.2M	2.6M
MoA	sigmoid	6	47M	12.16	306.8M	1.9M
SwitchHead	sigmoid	2	47M	12.27	170.4M	0.8M
Transformer XL	-	10	47M	12.31	453.4M	3.5M
MoA	sigmoid	4	47M	12.39	223.5M	1.3M
MoA	softmax	4	47M	12.60	223.5M	1.3M
MoA	softmax	6	47M	12.64	306.8M	1.9M
MoA	sigmoid	2	47M	12.65	140.1M	0.7M
MoA	softmax	8	47M	12.77	390.2M	2.6M
MoA	softmax	2	47M	12.84	140.1M	0.7M
MoA	softmax	8	262M	9.50	2.9G	9.9M
SwitchHead	sigmoid	2	262M	9.55	2.0G	2.9M
MoA	sigmoid	8	262M	9.56	2.9G	9.9M
MoA	sigmoid	12	262M	9.58	4.1G	14.7M
Transformer XL	-	16	262M	9.66	5.4G	21.0M
MoA	softmax	12	262M	9.68	4.1G	14.7M
MoA	softmax	4	262M	9.69	1.7G	5.1M
MoA	sigmoid	4	262M	9.77	1.7G	5.1M
MoA	softmax	2	262M	9.87	1.1G	2.7M
MoA	sigmoid	2	262M	10.02	1.1G	2.7M

3.3 PERFORMANCE ON DIFFERENT DATASETS

We test our methods on a diverse set of language modeling datasets, including C4 (Raffel et al., 2020), Enwik8 (Hutter, 2006), peS2o (Soldaini & Lo, 2023), at two different scales: a 47M and a 262M parameters. The results are shown in Tab. 3. We compare our models to two baselines: one with the same number of heads as the total number of experts ($H \cdot E$) of the SwitchHead models, and the other has the same number of heads as the number of active attention matrices (H) as our models. Our models always closely match the performance of the full, many-head baseline with the fraction of memory and compute requirements. Importantly, our method also achieves a wall-clock

speedup, enough to accelerate the entire training pipeline by a factor of around 1.5 (see Appendix A.4 for more details). This confirms the competitiveness of our method.

Table 3: Performance of SwitchHead compared to baselines on different datasets with different model sizes. It can be seen that the predictive performance of our SwitchHead model is comparable to the baselines, and is always better than the baseline with an equal number of heads. Perplexity is shown for Wikitext 103, C4 and peS2o datasets, and bits/character (bpc) for Enwik8.

Model	Dataset	n_{heads}	#params	ppl/bpc	MACs	Mem (floats)
SwitchHead	C4	2	47M	22.49	202.5M	0.8M
Transformer XL	C4	10	47M	22.63	453.4M	3.5M
Transformer XL	C4	2	47M	23.71	453.4M	1.4M
SwitchHead	C4	4	262M	16.38	2.4G	5.6M
Transformer XL	C4	16	262M	16.58	5.4G	21.0M
Transformer XL	C4	4	262M	17.09	5.4G	8.4M
SwitchHead	Wikitext 103	2	47M	12.31	170.4M	0.8M
Transformer XL	Wikitext 103	10	47M	12.32	453.4M	3.5M
Transformer XL	Wikitext 103	2	47M	12.73	453.4M	1.4M
SwitchHead	Wikitext 103	2	262M	9.77	2.0G	2.9M
Transformer XL	Wikitext 103	16	262M	9.80	5.4G	21.0M
Transformer XL	Wikitext 103	2	262M	10.09	5.4G	6.3M
Transformer XL	peS2o	10	47M	12.83	453.4M	3.5M
SwitchHead	peS2o	2	47M	12.84	202.5M	0.8M
Transformer XL	peS2o	2	47M	13.37	453.4M	1.4M
Transformer XL	peS2o	16	262M	9.78	5.4G	21.0M
SwitchHead	peS2o	4	262M	9.86	2.4G	5.6M
Transformer XL	peS2o	4	262M	10.11	5.4G	8.4M
SwitchHead	Enwik8	2	41M	1.10	709.3M	2.8M
Transformer XL	Enwik8	8	41M	1.10	1.6G	10.5M
Transformer XL	Enwik8	2	41M	1.13	1.6G	4.2M

3.3.1 SWITCHALL

The goal of achieving more resource-efficient Transformers includes reducing the resource requirements of both the MLP and the attention layers. Csordás et al. (2023) proposed a parameter-efficient MoE method to accelerate the MLP layers. However, it remains unclear whether it can be efficiently combined with our SwitchHead, or can have some negative interaction effect if combined in a "SwitchAll", where every layer is MoE-based.

In order to verify this, we take the architecture proposed by Csordás et al. (2023) without any hyperparameter change and replace the attention layer with SwitchHead. The hyperparameters for the attention are directly taken from the experiments shown in Tab. 3. The results are shown in Tab. 4. The combined, fully-MoE model often outperforms the dense baselines for each dataset and model size considered, except in the case of the 259M parameter model on the C4 dataset.

4 ROPE POSITIONAL ENCODINGS

All of our experiments so far have used a Transformer XL model. Thus, it remains unclear whether SwitchHead is specific to this model or can be also used with other attention methods. As an alternative, we consider RoPE positional encodings Su et al. (2021) without the XL cache (thus, the attention matrices are square). We test these models on Wikitext 103. The results are shown in Tab. 5. Our method also performs well in this case.

Table 4: Performance of SwitchAll (SwitchHead + σ -MoE (Csordás et al., 2023)) on different datasets and model sizes. Our SwitchAll model is close or better compared to the baselines.

Model	Dataset	n_{heads}	#params	ppl/bpc	MACs	Mem (floats)
SwitchAll	Wikitext 103	2	47M	12.17	170.4M	0.8M
Transformer XL	Wikitext 103	10	47M	12.32	453.4M	3.5M
Transformer XL	Wikitext 103	16	262M	9.80	5.4G	21.0M
SwitchAll	Wikitext 103	4	259M	9.81	2.4G	5.6M
SwitchAll	C4	2	47M	22.09	202.5M	0.8M
Transformer XL	C4	10	47M	22.63	453.4M	3.5M
SwitchAll	C4	4	259M	16.45	2.4G	5.6M
Transformer XL	C4	16	262M	16.58	5.4G	21.0M
SwitchAll	peS2o	2	47M	12.56	202.5M	0.8M
Transformer XL	peS2o	10	47M	12.83	453.4M	3.5M
Transformer XL	peS2o	16	262M	9.78	5.4G	21.0M
SwitchAll	peS2o	4	259M	9.86	2.4G	5.6M

Table 5: Performance of SwitchHead compared to dense baseline on Wikitext 103, using RoPE positional encoding instead of Transformer XL.

Model	Dataset	n_{heads}	#params	ppl/bpc	MACs	Mem (floats)
SwitchHead (RoPE)	Wikitext 103	2	45M	12.75	285.6M	1.3M
Transformer (RoPE)	Wikitext 103	10	45M	12.78	560.9M	6.1M
Transformer (RoPE)	Wikitext 103	2	45M	12.96	560.9M	1.9M
SwitchHead (RoPE)	Wikitext 103	4	243M	10.00	4.2G	18.4M
Transformer (RoPE)	Wikitext 103	16	244M	10.17	6.4G	37.7M
Transformer (RoPE)	Wikitext 103	2	244M	10.26	6.4G	8.4M

5 ANALYSIS

In order to see how the network uses the attention heads, we trained a small, 6-layer, 8-head Transformer on ListOps (Nangia & Bowman, 2018; Csordás et al., 2022). The reason for this choice is that small, algorithmic tasks tend to be more interpretable compared to language models. We also train a parameter-matched, 2-head SwitchHead model. Both models achieve around 95% accuracy on a held-out IID validation set, in contrast to the dense 2-head model, which saturates around 80%. Note that ListOps is a classification task and does not use autoregressive masking.

Following Csordás et al. (2022), we visualize the maximum of attention heads for each layer, both for the standard Transformer (Fig. 2a) and SwitchHead (Fig. 2b). The attention maps are qualitatively similar. Note that the initialization and the learning dynamics are different for the two models, thus the overlap would not be perfect even with the same type of model. We show all the attention maps for both models in Fig. 4 and 3 in the Appendix.

In addition, we visualize individual attention heads for the SwitchHead model. An example is shown in Fig. 2c. In addition to the attention map, we show the weight of the selected experts for both the value and output projection (denoted by V and O, respectively, on the sides of the attention map). Often it is possible to interpret the selection weights: here, the output experts specialize according to different operations, while the input ones distinguish numbers and closed parentheses. The attention map itself appears to distribute information about contiguous chunks of numbers. Similar plots for all heads are shown in Fig. 5 in the Appendix.

The attention maps of the language models are difficult to interpret. However, we visualized the attention maps of the 47M parameter Transformer XL and the SwitchHead model from Tab. 3. We found them to be qualitatively similar. We also identified induction heads (Olsson et al., 2022) in both models, some examples shown for SwitchHead in Fig. 6a and for Transformer in Fig. 6b in the appendix. Other typical vertical line-lined attention patterns are shown in Fig. 6c and 6d.

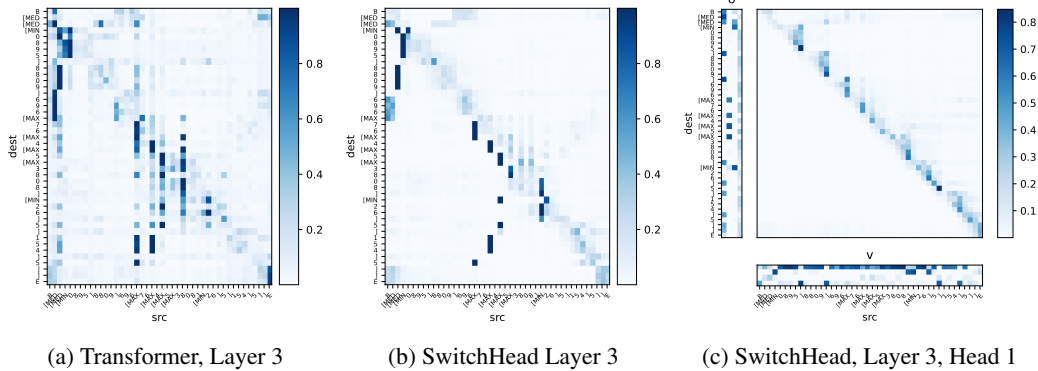


Figure 2: An attention map of the (a) standard Transformer and (b) SwitchHead. The maximum of all heads in the given layer are shown. (c) A head of SwitchHead. On the left side of the attention plot, the selection weights of the output projection expert are shown. Similarly, at the bottom, the selection weights of the value experts are visible. In the selection maps, dark blue always corresponds to 1, while white is 0. The scale shown on the right is only for the attention.

6 RELATED WORK

The method most closely related to ours is MoA (Zhang et al., 2022), which introduces a MoE style attention. It defines each attention head as an expert but shares the key and value projections between them. Unlike in our case, each of the selected experts requires a separate attention matrix, which significantly increases its memory usage. Due to the use of a competitive softmax-based activation function in the selection network, it requires complex regularization to prevent expert collapse. In the original formulation, the number of active heads is high. We also confirmed in our experiments that MoA needs many attention heads to match the performance of the dense baseline (see Sec. 3.2), and it is only possible to do so with a significantly higher resource budget than our method.

Nguyen et al. (2022) analyze the attention matrices, and they conclude that they are usually low rank. Motivated by this, the authors construct a few (e.g., 2) "global attention matrices", and they compute each local matrix for specific heads by a weighted average of those. However, they average the logits, not the final matrix, so each individual head-specific matrix has to be computed. This means that in the best case, they can only save half of the computation associated with the attention matrix because the readout (Eq. 3) is still needed. For the same reason, memory savings are also low. The authors also use sampling of the attention matrices.

Peng et al. (2020) proposes to reweight the contribution of each head by a gating function. However, they only reduce the number of total attention heads by one, presumably to compensate for the parameters used by the selection logic. Their goal was not to reduce resource usage but to have better predictive performance, which they achieve. They use a softmax-based competitive selection mechanism. To avoid collapse, the gating function is trained only in some steps.

Csordás et al. (2023) introduce the non-competitive σ -MoE method that we also use for our attention mechanism. However, the authors focus on accelerating the MLPs and not the attention. More broadly, Shazeer et al. (2017) introduces sparsely-gated mixture of experts in LSTM (Hochreiter & Schmidhuber, 1997) networks. Fedus et al. (2021) introduces Mixture of Experts in Transformers. Lepikhin et al. (2021) trains a MoE-based LLM, and Clark et al. (2022) analyzes the scaling laws of MoE models. Lewis et al. (2021) introduces an alternative method for preventing collapse.

Dao et al. (2022) provides a hardware-aware CUDA implementation of the entire attention layer, which avoids storing the attention matrix. By saving memory bandwidth in this way, they achieve a significant wall clock time speedup, despite that the attention matrix should be recomputed in the backward pass. This is orthogonal to our method and they can be combined for further acceleration.

7 CONCLUSION

On a wide range of language modeling datasets with different model sizes, our novel Mixture-of-Experts-based attention method called SwitchHead achieves performance on par with parameter-matched dense counterparts, but with only a fraction of the computational cost and memory usage. SwitchHead drastically reduces the number of attention matrices that have to be computed, by using MoE for the value and output projections. Our method is stable and does not need additional regularization to prevent degenerate solutions (a well-known practical issue in many existing MoE models). Our method can also be successfully combined with MoE MLP layers, to obtain "SwitchAll" where every layer of the Transformer is MoE-based, achieving a huge reduction in resource requirements.

ACKNOWLEDGEMENTS

This research was partially funded by ERC Advanced grant no: 742870, project AlgoRNN, and by Swiss National Science Foundation grant no: 200021_192356, project NEUSYM. We are thankful for hardware donations from NVIDIA and IBM. The resources used for this work were partially provided by Swiss National Supercomputing Centre (CSCS) projects d123 and s1205.

REFERENCES

- Dzmitry Bahdanau, Kyunghyun Cho, and Yoshua Bengio. Neural machine translation by jointly learning to align and translate. In *Int. Conf. on Learning Representations (ICLR)*, San Diego, CA, USA, May 2015.
- Tom B Brown et al. Language models are few-shot learners. In *Proc. Advances in Neural Information Processing Systems (NeurIPS)*, Virtual only, December 2020.
- Sébastien Bubeck, Varun Chandrasekaran, Ronen Eldan, Johannes Gehrke, Eric Horvitz, Ece Kamar, Peter Lee, Yin Tat Lee, Yuanzhi Li, Scott M. Lundberg, Harsha Nori, Hamid Palangi, Marco Túlio Ribeiro, and Yi Zhang. Sparks of artificial general intelligence: Early experiments with GPT-4. *Preprint arXiv:2303.12712*, 2023.
- Zewen Chi, Li Dong, Shaohan Huang, Damai Dai, Shuming Ma, Barun Patra, Saksham Singhal, Payal Bajaj, Xia Song, Xian-Ling Mao, Heyan Huang, and Furu Wei. On the representation collapse of sparse mixture of experts. In *Proc. Advances in Neural Information Processing Systems (NeurIPS)*, New Orleans, Louisiana, USA, December 2022.
- Krzysztof Marcin Choromanski, Valerii Likhoshesterov, David Dohan, Xingyou Song, Andreea Gane, Tamás Sarlós, Peter Hawkins, Jared Quincy Davis, Afroz Mohiuddin, Lukasz Kaiser, David Benjamin Belanger, Lucy J. Colwell, and Adrian Weller. Rethinking attention with performers. In *Int. Conf. on Learning Representations (ICLR)*, Virtual only, May 2021.
- Aidan Clark, Diego de Las Casas, Aurelia Guy, Arthur Mensch, Michela Paganini, Jordan Hoffmann, Bogdan Damoc, Blake A. Hechtman, Trevor Cai, Sebastian Borgeaud, George van den Driessche, Eliza Rutherford, Tom Hennigan, Matthew Johnson, Katie Millican, Albin Cassirer, Chris Jones, Elena Buchatskaya, David Budden, Laurent Sifre, Simon Osindero, Oriol Vinyals, Jack W. Rae, Erich Elsen, Koray Kavukcuoglu, and Karen Simonyan. Unified scaling laws for routed language models. *Preprint arXiv:2202.01169*, 2022.
- Róbert Csordás, Kazuki Irie, and Jürgen Schmidhuber. The neural data router: Adaptive control flow in transformers improves systematic generalization. In *Int. Conf. on Learning Representations (ICLR)*, Virtual only, April 2022.
- Róbert Csordás, Kazuki Irie, and Jürgen Schmidhuber. Approximating two-layer feedforward networks for efficient transformers. In *Findings of the Association for Computational Linguistics: EMNLP 2023*, November 2023.
- Zihang Dai, Zhilin Yang, Yiming Yang, Jaime G Carbonell, Quoc Le, and Ruslan Salakhutdinov. Transformer-XL: Attentive language models beyond a fixed-length context. In *Proc. Association for Computational Linguistics (ACL)*, pp. 2978–2988, Florence, Italy, 2019.

-
- Tri Dao, Daniel Y. Fu, Stefano Ermon, Atri Rudra, and Christopher Ré. FlashAttention: Fast and memory-efficient exact attention with IO-awareness. In *Proc. Advances in Neural Information Processing Systems (NeurIPS)*, New Orleans, Louisiana, USA, December 2022.
- William Fedus, Barret Zoph, and Noam Shazeer. Switch transformers: Scaling to trillion parameter models with simple and efficient sparsity. *Preprint arXiv:2101.03961*, 2021.
- William Fedus, Barret Zoph, and Noam Shazeer. Switch transformers: Scaling to trillion parameter models with simple and efficient sparsity. *Journal of Machine Learning Research (JMLR)*, 23(1): 5232–5270, 2022.
- Georgi Gerganov. llama.cpp. <https://github.com/ggerganov/llama.cpp>, 2023.
- Sepp Hochreiter and Jürgen Schmidhuber. Long short-term memory. *Neural computation*, pp. 1735–1780, 1997.
- Marcus Hutter. The human knowledge compression prize. <http://prize.hutter1.net>, 2006.
- Aleksei Grigorievitch Ivakhnenko and Valentin Grigorévich Lapa. *Cybernetic Predicting Devices*. CCM Information Corporation, 1965.
- Robert A. Jacobs, Michael I. Jordan, Steven J. Nowlan, and Geoffrey E. Hinton. Adaptive mixtures of local experts. *Neural Computaion*, 3(1):79–87, 1991.
- Angelos Katharopoulos, Apoorv Vyas, Nikolaos Pappas, and François Fleuret. Transformers are RNNs: Fast autoregressive transformers with linear attention. In *Proc. Int. Conf. on Machine Learning (ICML)*, volume 119, pp. 5156–5165, Virtual Only, 2020.
- Diederik P. Kingma and Jimmy Ba. Adam: A method for stochastic optimization. In Yoshua Bengio and Yann LeCun (eds.), *Int. Conf. on Learning Representations (ICLR)*, San Diego, CA, USA, May 2015.
- Taku Kudo and John Richardson. Sentencepiece: A simple and language independent subword tokenizer and detokenizer for neural text processing. In *Proc. Conf. on Empirical Methods in Natural Language Processing (EMNLP)*, pp. 66–71, Brussels, Belgium, October 2018.
- Dmitry Lepikhin, HyoukJoong Lee, Yuanzhong Xu, Dehao Chen, Orhan Firat, Yanping Huang, Maxim Krikun, Noam Shazeer, and Zhifeng Chen. GShard: Scaling giant models with conditional computation and automatic sharding. In *Int. Conf. on Learning Representations (ICLR)*, Virtual only, May 2021.
- Mike Lewis, Shruti Bhosale, Tim Dettmers, Naman Goyal, and Luke Zettlemoyer. BASE layers: Simplifying training of large, sparse models. In Marina Meila and Tong Zhang (eds.), *Proc. Int. Conf. on Machine Learning (ICML)*, volume 139, pp. 6265–6274, Virtual only, July 2021.
- Nikita Nangia and Samuel R. Bowman. ListOps: A diagnostic dataset for latent tree learning. In *Proc. North American Chapter of the Association for Computational Linguistics on Human Language Technologies (NAACL-HLT)*, pp. 92–99, New Orleans, USA, June 2018.
- Tan Nguyen, Tam Nguyen, Hai Do, Khai Nguyen, Vishwanath Saragadam, Minh Pham, Duy Khuong Nguyen, Nhat Ho, and Stanley J. Osher. Improving transformer with an admixture of attention heads. In *Proc. Advances in Neural Information Processing Systems (NeurIPS)*, New Orleans, LA, USA, November 2022.
- Catherine Olsson, Nelson Elhage, Neel Nanda, Nicholas Joseph, Nova DasSarma, Tom Henighan, Ben Mann, Amanda Askell, Yuntao Bai, Anna Chen, Tom Conerly, Dawn Drain, Deep Ganguli, Zac Hatfield-Dodds, Danny Hernandez, Scott Johnston, Andy Jones, Jackson Kernion, Liane Lovitt, Kamal Ndousse, Dario Amodei, Tom Brown, Jack Clark, Jared Kaplan, Sam McCandlish, and Chris Olah. In-context learning and induction heads. *Transformer Circuits Thread*, 2022. <https://transformer-circuits.pub/2022/in-context-learning-and-induction-heads/index.html>.
- OpenAI. Chatgpt. <https://openai.com/blog/chatgpt>, 2022.

-
- OpenAI. GPT-4 technical report. *Preprint arXiv:2303.08774*, 2023.
- Hao Peng, Roy Schwartz, Dianqi Li, and Noah A. Smith. A mixture of $h - 1$ heads is better than h heads. In Dan Jurafsky, Joyce Chai, Natalie Schluter, and Joel R. Tetreault (eds.), *Proc. Association for Computational Linguistics (ACL)*, pp. 6566–6577, Virtual only, July 2020.
- Hao Peng, Nikolaos Pappas, Dani Yogatama, Roy Schwartz, Noah A Smith, and Lingpeng Kong. Random feature attention. In *Int. Conf. on Learning Representations (ICLR)*, Virtual only, 2021.
- Alec Radford, Jeff Wu, Rewon Child, David Luan, Dario Amodei, and Ilya Sutskever. Language models are unsupervised multitask learners. 2019.
- Colin Raffel, Noam Shazeer, Adam Roberts, Katherine Lee, Sharan Narang, Michael Matena, Yanqi Zhou, Wei Li, and Peter J. Liu. Exploring the limits of transfer learning with a unified text-to-text transformer. *Journal of Machine Learning Research (JMLR)*, 21:140:1–140:67, 2020.
- Imanol Schlag, Kazuki Irie, and Jürgen Schmidhuber. Linear transformers are secretly fast weight programmers. In *Proc. Int. Conf. on Machine Learning (ICML)*, volume 139, pp. 9355–9366, Virtual only, 2021.
- Jürgen Schmidhuber. Learning to control fast-weight memories: An alternative to recurrent nets. Technical Report FKI-147-91, Institut für Informatik, Technische Universität München, March 1991.
- Jürgen Schmidhuber. Learning to control fast-weight memories: An alternative to recurrent nets. *Neural Computation*, 4(1):131–139, 1992.
- Mike Schuster and Kaisuke Nakajima. Japanese and korean voice search. In *Proc. IEEE Int. Conf. on Acoustics, Speech and Signal Processing (ICASSP)*, pp. 5149–5152, Kyoto, Japan, March 2012.
- Rico Sennrich, Barry Haddow, and Alexandra Birch. Neural machine translation of rare words with subword units. In *Proc. Association for Computational Linguistics (ACL)*, pp. 1715–1725, Berlin, Germany, August 2016.
- Noam Shazeer, Azalia Mirhoseini, Krzysztof Maziarz, Andy Davis, Quoc Le, Geoffrey Hinton, and Jeff Dean. Outrageously large neural networks: The sparsely-gated mixture-of-experts layer. In *Int. Conf. on Learning Representations (ICLR)*, Toulon, France, April 2017.
- Luca Soldaini and Kyle Lo. peS2o (Pretraining Efficiently on S2ORC) Dataset. Technical report, Allen Institute for AI, 2023. <https://github.com/allenai/pes2o>.
- Jianlin Su, Yu Lu, Shengfeng Pan, Bo Wen, and Yunfeng Liu. RoFormer: Enhanced transformer with rotary position embedding. *Preprint arXiv:2104.09864*, 2021.
- Hugo Touvron, Thibaut Lavril, Gautier Izacard, Xavier Martinet, Marie-Anne Lachaux, Timothée Lacroix, Baptiste Rozière, Naman Goyal, Eric Hambro, Faisal Azhar, Aurélien Rodriguez, Armand Joulin, Edouard Grave, and Guillaume Lample. LLaMA: Open and efficient foundation language models. *Preprint arXiv:2302.13971*, 2023.
- Ashish Vaswani, Noam Shazeer, Niki Parmar, Jakob Uszkoreit, Llion Jones, Aidan N. Gomez, Lukasz Kaiser, and Illia Polosukhin. Attention is all you need. In *Proc. Advances in Neural Information Processing Systems (NIPS)*, pp. 5998–6008, Long Beach, CA, USA, December 2017.
- Xiaofeng Zhang, Yikang Shen, Zeyu Huang, Jie Zhou, Wenge Rong, and Zhang Xiong. Mixture of attention heads: Selecting attention heads per token. In *Proc. Conf. on Empirical Methods in Natural Language Processing (EMNLP)*, pp. 4150–4162, Abu Dhabi, United Arab Emirates, December 2022.

A APPENDIX

A.1 RESOURCE REQUIREMENTS OF MOA

The resource requirements of MoA (Peng et al., 2020) are very similar to those of Transformer XL (see Sec. 2.3 for more details), except that it uses a single shared \mathbf{K} and \mathbf{V} for each head.

$$N_{\text{MAC}}^{\text{MoA}} = (2H + 2)Td_{\text{head}}d_{\text{model}} + 2HCT^2d_{\text{head}} + 2CTd_{\text{head}}d_{\text{model}} \quad (14)$$

$$N_{\text{mem}}^{\text{MoA}} = (2H + 2)Td_{\text{head}} + 2HCT^2 + 2CTd_{\text{head}} \quad (15)$$

A.2 HYPERPARAMETERS

We train all our models with Adam optimizer (Kingma & Ba, 2015), with a batch size of 64, a learning rate of 0.00025, and gradient clipping with a maximum norm of κ . Large models ($> 200K$ parameters) use a learning rate warm-up of 4k steps. All models, except the SwitchAll model, use a dropout on the MLP layers, 0.1 for the small models and 0.2 for the large ones. Detailed hyperparameters are shown in the Tab. 6. σ -MoE related hyperparameters for the SwitchAll models are identical to those of Csordás et al. (2023). For Transformer XL models, we always use a single additional chunk of context, both in training and validation time. d_{head} and d_{ff} are derived in a systematic way, see Sec. 3 for more details.

A.2.1 A NOTE ON CHOOSING n_{HEADS}

Our preliminary experiments showed that a single head is usually not enough to match the performance of the baseline network, but two heads usually work well. Because of this, we always start by training a model with $n_{\text{heads}} = 2$ and increase it to $n_{\text{heads}} = 4$ if it does not match the performance of the baseline. We have not experimented with any other n_{heads} .

A.3 A NOTE ON THE PARAMETER COUNT OF THE SWITCHALL

It can be seen in Tab. 4 that the parameter count of the SwitchAll models is often less than that of their dense counterparts. The reason is that we normally compensate for the final difference in the number of parameters by increasing d_{ff} (see Sec. 3 for details of the parameter matching). However, that can only be done in a very coarse-grained way with σ -MoE: the size of all experts must be increased at once, and the CUDA kernel supports only sizes of multiple of 4. Therefore, increasing the size of the experts would add too many parameters and the model would outgrow the baseline. For this reason, we simply keep the hyperparameters for Csordás et al. (2023) and combine them with our SwitchHead configuration from Tab. 3.

A.4 WALL-CLOCK TIME ESTIMATION

In all of our tables, we report the number of multiply-accumulate (MAC) operations following Zhang et al. (2022). The reason for this is that the actual wall-clock time is highly implementation and hardware-dependent. Nevertheless, we measured the runtime and total memory usage of our entire training pipeline (including the feedforward layer) to demonstrate that our current (suboptimal) implementation is already capable of providing wall-clock-time acceleration. We show the results in Tab. 7. The measurements are taken on identical hardware with the same implementation (including for the attention core), the only difference being the MoE-based projections for the attention. It can be seen that for both scales, our method trains around 1.5 times faster, while using 61%-67% as much memory as the baseline. Note that these measurements also include the MLP layers, the optimizer, and the gradient synchronization in the case of multi-GPU training.

A.5 VISALIZING ALL ATTENTION HEADS

As discussed in Sec. 5, we analyze the attention maps of SwitchHead and compare them with the dense models. We show all the attention maps of the models trained on ListOps in Fig. 3 and Fig. 3. We show individual heads of SwitchHead, including the expert selection scores in Fig. 5. Some selected attention maps of our 47M parameter models on Wikitext 103 are shown in Fig. 6.

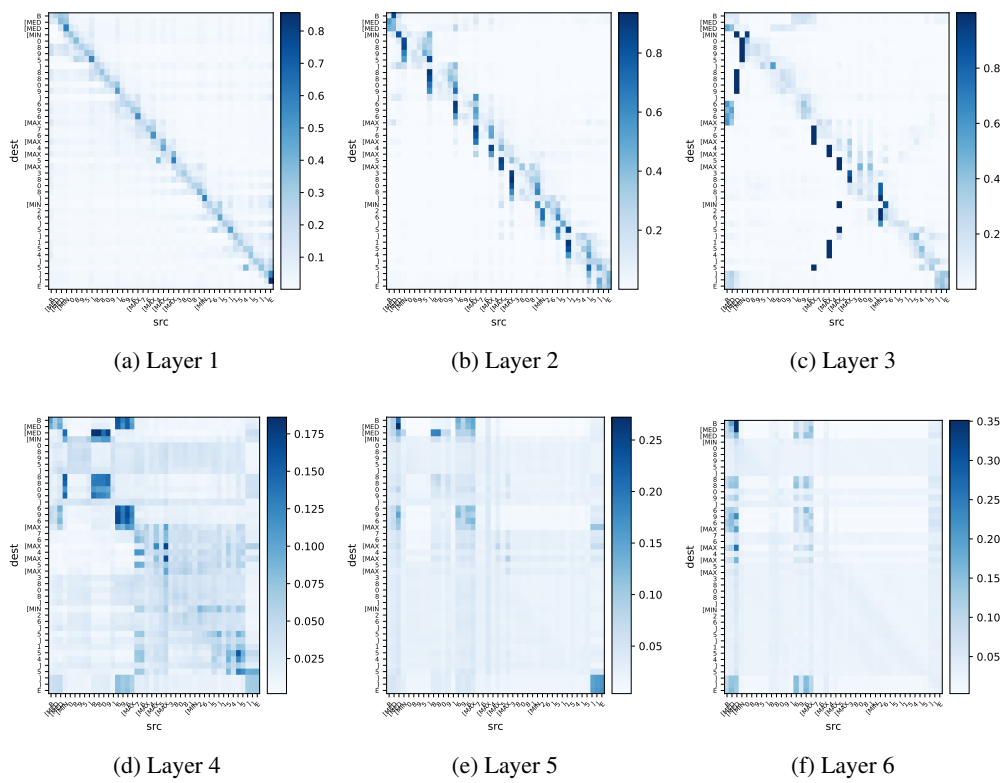


Figure 3: The maximum of all attention maps for a SwitchHead model on ListOps.

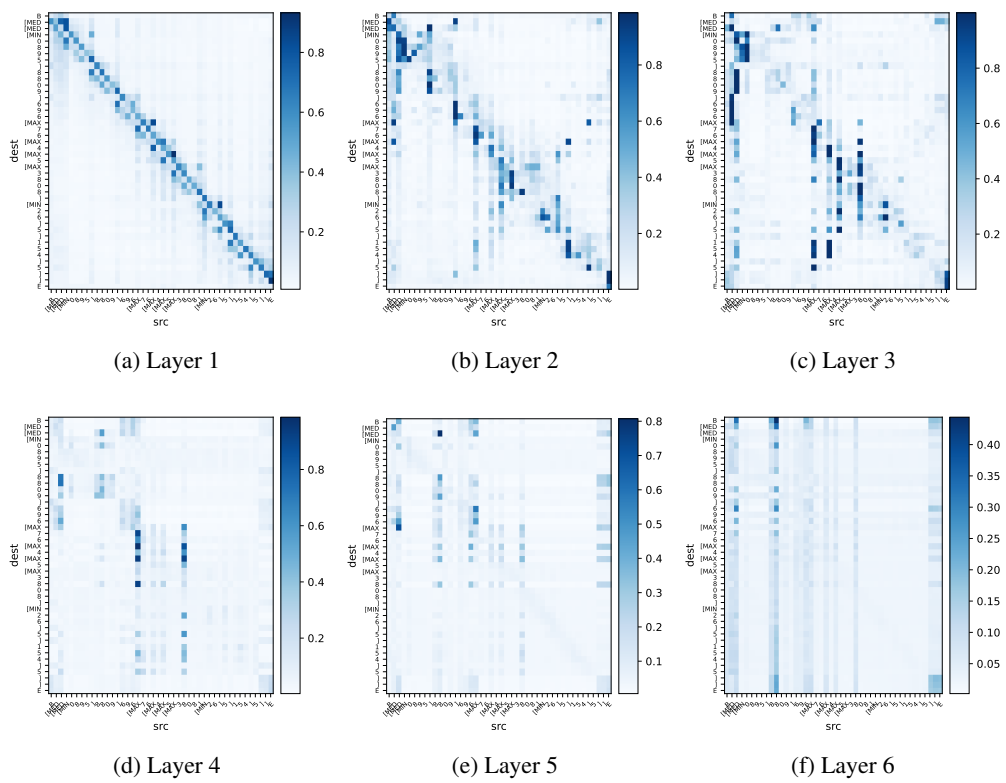


Figure 4: The maximum of all attention maps for a standard Transformer model on ListOps.

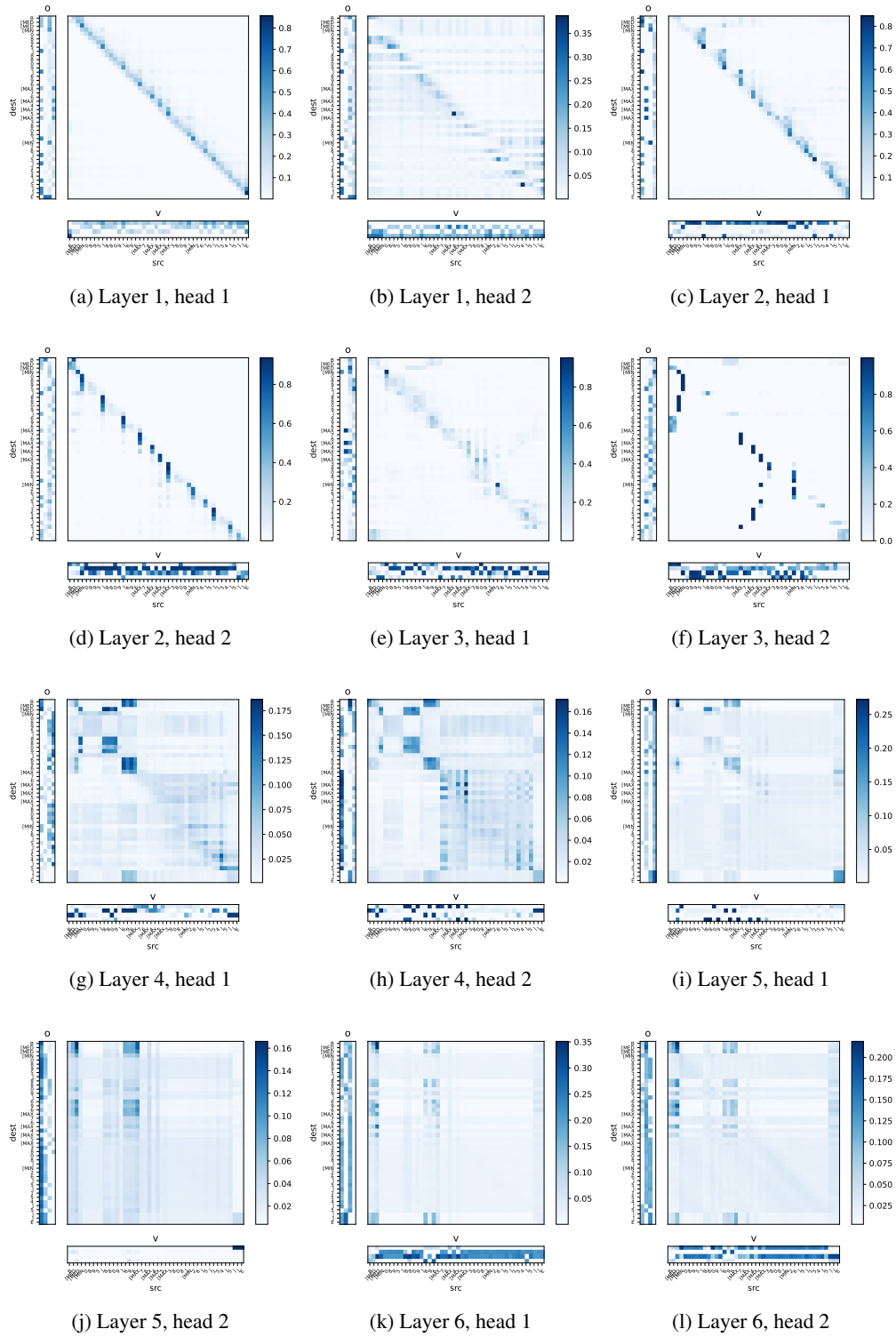


Figure 5: Details for individual heads of the SwitchHead model on ListOps. On the left side of each attention plot, the selection of the output projection expert is shown. Similarly, at the bottom, the selection of the value projection selection is visible. In the selection maps, dark blue always corresponds to 1, while white is 0. The adaptive scale shown to the right of the attention map is for the map only.

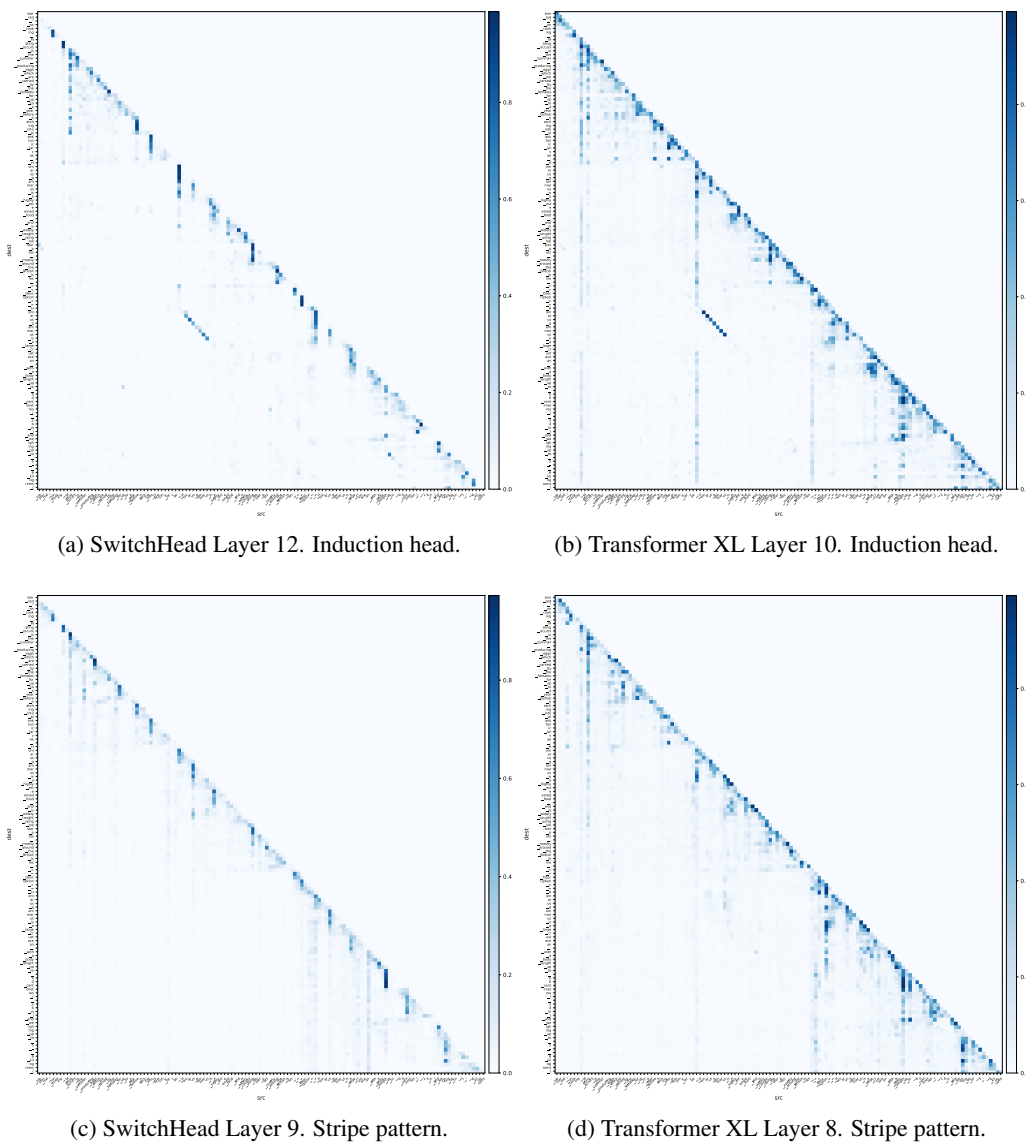


Figure 6: Induction head copying the rare name "Homarus" in (a) SwitchHead and (b) Transformer XL baseline. The attention matrix is square because it is the first chunk of the sequence, without any extra context. Typical vertical line pattern in (c) SwitchHead and (b) Transformer XL baseline.

Table 6: Hyperparameters used for our models.

Model	Dataset	n_{heads}	#params	d_{head}	d_{ff}	E	K	T	n_{layers}	κ
SwitchHead	C4	2	47M	76	2080	5	3	256	16	0.1
Transformer XL	C4	10	47M	41	2053	-	-	256	16	0.1
Transformer XL	C4	2	47M	205	2053	-	-	256	16	0.1
SwitchHead	C4	4	262M	112	4188	4	2	512	18	0.25
Transformer XL	C4	16	262M	64	4110	-	-	512	18	0.25
Transformer XL	C4	4	262M	256	4110	-	-	512	18	0.25
SwitchHead	Wikitext 103	2	47M	76	2080	5	2	256	16	0.1
Transformer XL	Wikitext 103	10	47M	41	2053	-	-	256	16	0.1
Transformer XL	Wikitext 103	2	47M	205	2053	-	-	256	16	0.1
SwitchHead	Wikitext 103	2	262M	132	4147	8	4	512	18	0.25
Transformer XL	Wikitext 103	16	262M	64	4110	-	-	512	18	0.25
Transformer XL	Wikitext 103	2	262M	512	4110	-	-	512	18	0.25
SwitchHead	peS2o	2	47M	76	2080	5	3	256	16	0.1
Transformer XL	peS2o	10	47M	41	2053	-	-	256	16	0.1
Transformer XL	peS2o	2	47M	205	2053	-	-	256	16	0.1
SwitchHead	peS2o	4	262M	112	4188	4	2	512	18	0.25
Transformer XL	peS2o	16	262M	64	4110	-	-	512	18	0.25
Transformer XL	peS2o	4	262M	256	4110	-	-	512	18	0.25
SwitchHead	Enwik8	2	41M	112	2088	4	2	512	12	0.25
Transformer XL	Enwik8	8	41M	64	2053	-	-	512	12	0.25
Transformer XL	Enwik8	2	41M	256	2053	-	-	512	12	0.25
SwitchHead (RoPE)	Wikitext 103	2	45M	64	2092	5	3	512	16	0.1
Transformer (RoPE)	Wikitext 103	10	45M	41	2053	-	-	512	16	0.1
SwitchHead (RoPE)	Wikitext 103	4	243M	100	4136	4	2	1024	18	0.25
Transformer (RoPE)	Wikitext 103	16	244M	64	4110	-	-	1024	18	0.25
SwitchAll	Wikitext 103	2	47M	76	1648	5	2	256	16	0.25
SwitchAll	Wikitext 103	4	259M	112	4096	4	2	512	18	0.25
SwitchAll	C4	2	47M	76	1648	5	3	256	16	0.25
SwitchAll	C4	4	259M	112	4096	4	2	512	18	0.25
SwitchAll	peS2o	2	47M	76	1648	5	3	256	16	0.25
SwitchAll	peS2o	4	259M	112	4096	4	2	512	18	0.25

Table 7: Real-world resource usage of our method. The numbers shown below are for training time for the whole pipeline, including the feedforward layers. It can be seen that SwitchHead in the current implementation reduces both the runtime and the memory usage by a factor of 1.4-1.5.

Model	Size	ms/iteration	Rel. iter. time	RAM/GPU	Rel. Mem.	#GPUs	GPU type
Trafo. XL	47M	473ms/iter	1.0	20.5G	1.0	1	RTX 3090
SwitchHead		342ms/iter	0.72	13.5G	0.65		
Trafo. XL	262M	670ms/iter	1.0	20.5G	1.0	8	V100
SwitchHead		442ms/iter	0.65	12.5G	0.61		