

SwitchHead: Accelerating Transformers with Mixture-of-Experts Attention

Róbert Csordás^{1†} Piotr Piękos² Kazuki Irie^{3†} Jürgen Schmidhuber^{2,4}

¹Stanford University, Stanford, CA, USA

²AI Initiative, KAUST, Thuwal, Saudi Arabia

³Center for Brain Science, Harvard University, Cambridge, MA, USA

⁴The Swiss AI Lab IDSIA, USI & SUPSI, Lugano, Switzerland

rcsordas@stanford.edu, piotr.piekos@kaust.edu.sa,

kirie@fas.harvard.edu, juergen@idsia.ch

Abstract

Despite many recent works on Mixture of Experts (MoEs) for resource-efficient Transformer language models, existing methods mostly focus on MoEs for *feedforward* layers. Previous attempts at extending MoE to the *self-attention* layer fail to match the performance of the *parameter-matched* baseline. Our novel SwitchHead is an effective MoE method for the *attention layer* that successfully reduces both the compute and memory requirements, achieving wall-clock speedup, while matching the language modeling performance of the baseline Transformer. Our novel MoE mechanism allows SwitchHead to compute up to 8 times fewer attention matrices than the standard Transformer. SwitchHead can also be combined with MoE feedforward layers, resulting in fully-MoE “SwitchAll” Transformers. For our 262M parameter model trained on C4, SwitchHead matches the perplexity of standard models with only 44% compute and 27% memory usage. Zero-shot experiments on downstream tasks confirm the performance of SwitchHead, e.g., achieving more than 3.5% absolute improvements on BliMP compared to the baseline with an equal compute resource.¹

1 Introduction

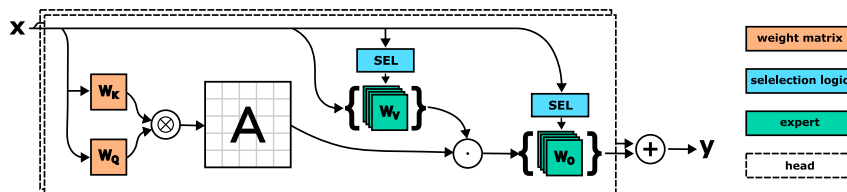


Figure 1: A schematic representation of SwitchHead. It consists of a few independent heads, each with multiple experts for value and output projections. Each head has a single attention matrix.

Large language models (LLMs) have shown remarkable capabilities [1, 2, 3, 4] and great versatility [5]. However, training large Transformers [6, 7] requires a considerable amount of computing power and memory, which is not accessible to most researchers, academic institutions, and even companies.

[†]Work done at IDSIA.

¹Our code is public: <https://github.com/robertcsordas/switchhead>

Even running them in inference mode—typically much less resource-intensive—requires significant engineering effort [8]. Accelerating Transformers remains an important research question.

In this context, Mixture of Experts (MoE) layers [9, 10, 11] have become popular to efficiently scale up Transformers to a large number of parameters [12, 13, 14, 15, 16, 17]. However, most of these works mainly focus on applying MoE to the 2-layer *feedforward blocks* [6], i.e., the multi-layer perceptron (MLP) components of the Transformer, while keeping the self-attention layers unchanged. Given that attention also accounts for a considerable amount of compute and memory usage in Transformers (especially for long context sizes), using *MoE for attention* has potential to further improve resource efficiency in Transformers. While MoE-based attention remains underexplored in general, there are existing works on MoE approaches for attention [18, 19]. However, in practice, previously proposed methods typically require a lot of engineering tricks for successful training, *and* most importantly, only achieve a modest reduction in computing and memory requirements in the end (as we also confirm in our experiments).

Here, we present a novel MoE-based attention method, SwitchHead, whose mechanism allows to reduce the number of attention matrices that need to be computed and stored. Following σ -MoE [17], our method uses a non-competitive selection activation function (sigmoid), and does not require regularization or extra tricks for stable training. Importantly, we show that it is possible to compute the MoE projections *outside* of the attention core, which enables a significant reduction in the number of computed attention maps, resulting in significant resource savings. Our thorough investigation shows that it is enough to choose the value and output projections from a pool of experts and share keys and queries between them.

We evaluate our method on C4 [20], Enwik8 [21], peS2o [22] and Wikitext 103 [23], with two model sizes (47M and 262M). Additionally, we measure the zero-shot performance of our main models on Lambada [24], BLiMP [25], and Children’s Books Test [26] datasets. Our experiments demonstrate that SwitchHead can achieve performance comparable to parameter-matched baselines with just a fraction of the compute and memory budget. In addition, we introduce “SwitchAll”, a fully MoE-based Transformer model, that combines a σ -MoE-based MLP layer with our SwitchHead attention, often outperforming dense baselines with the same parameter budgets.

Finally, we analyze the attention maps of our SwitchHead. We find that the attention maps taken over all heads are qualitatively similar to the dense baselines, indicating a significant reduction in redundancy without a loss of expressivity. In addition, expert selections are often interpretable.

2 Method

2.1 Background

The standard multi-head self-attention (MHA) layer [6] consists of four major steps: (1) compute key, query, and value projections, (2) compute the attention matrix, (3) use the attention matrix to project the values, and (4) map the projected values to the output. Let $h, T, n_{\text{heads}}, d_{\text{model}}, d_{\text{head}}$ denote positive integers. Let $\mathbf{x} \in \mathbb{R}^{T \times d_{\text{model}}}$ denote an input to the MHA layer with n_{heads} heads, T be the sequence length, and d_{model} denote the size of the hidden representations of the model. $\mathbf{W}_{\{K, V, Q\}}^h \in \mathbb{R}^{d_{\text{model}} \times d_{\text{head}}}$ are the projection matrices for head $h \in \{1, \dots, n_{\text{heads}}\}$. Then $\mathbf{K}^h = \mathbf{x}\mathbf{W}_K^h$, $\mathbf{Q}^h = \mathbf{x}\mathbf{W}_Q^h$, and $\mathbf{V}^h = \mathbf{x}\mathbf{W}_V^h$ (thus $\mathbf{K}^h, \mathbf{Q}^h, \mathbf{V}^h \in \mathbb{R}^{T \times d_{\text{head}}}$) are the keys, queries, and values, respectively. The attention matrix for the head h , $\mathbf{A}^h \in \mathbb{R}^{T \times T}$, and the output $\mathbf{y} \in \mathbb{R}^{T \times d_{\text{model}}}$ are calculated as follows:

$$\mathbf{A}^h = \text{softmax} \left(\frac{1}{\sqrt{d_{\text{head}}}} \mathbf{Q}^h \mathbf{K}^{h\top} \right) \quad (1)$$

$$\mathbf{y} = (\mathbf{A}^1 \mathbf{V}^1 | \mathbf{A}^2 \mathbf{V}^2 | \dots | \mathbf{A}^{n_{\text{heads}}} \mathbf{V}^{n_{\text{heads}}}) \mathbf{W}_O \quad (2)$$

where $|$ denotes concatenation in the last dimension, the $\text{softmax}(\cdot)$ is also over the last dimension, and $\mathbf{W}_O \in \mathbb{R}^{n_{\text{heads}} d_{\text{head}} \times d_{\text{model}}}$. However, an alternative formulation reflects the role of \mathbf{W}_O better. Let us divide \mathbf{W}_O along the first dimension into submatrices for each head, $\mathbf{W}_O^h \in \mathbb{R}^{d_{\text{head}} \times d_{\text{model}}}$, such that $\mathbf{W}_O = (\mathbf{W}_O^{1\top} | \mathbf{W}_O^{2\top} | \dots | \mathbf{W}_O^{n_{\text{heads}}\top})^\top$. In this case, the output (Eq. 2) can be equivalently written as:

$$\mathbf{y} = \sum_h \mathbf{A}^h \mathbf{V}^h \mathbf{W}_O^h \quad (3)$$

From this, it can be seen that all computations are local to each head. Computing the attention matrix \mathbf{A}^h and the readout $\mathbf{A}^h \mathbf{V}^h$ requires compute in order of $O(n_{\text{heads}} d_{\text{head}} T^2)$ MACs (multiplication-accumulation operation²). During training, it requires the storage of $O(n_{\text{heads}} T^2)$ for the attention matrices and $O(n_{\text{heads}} T d_{\text{head}})$ for storing the sub-results of the projections. Given a sufficiently long sequence, computing the attention matrix and projecting the values will dominate the compute requirements due to the quadratic dependence on the sequence length T .

2.2 From Dense to SwitchHead Attention Layer

Our goal is to obtain resource reductions while maintaining the fundamental properties of attention and retaining a fully expressive attention matrix. For that, we start from the following observation: modern LLMs use tens of heads [2, 27]. Are so many of them all necessary? As we show later in Sec. 3, indeed, naively reducing the number of heads (while keeping the same number of parameters by increasing the head dimension) results in performance loss. Explaining the reason for the need for many heads is beyond the scope of this paper. Nevertheless, here are some hypotheses: (1) they provide multiple inputs for the operations that the network performs in each step, (2) they are specialized and provide inputs only for specific operations (in this case, each operation would use a different subset of heads), (3) they may provide diverse outputs due to different initializations, some being more successful than others, thus enabling better learning. Among these, (2) and (3) may offer an opportunity for resource savings: if not all heads are needed at the same time, it might be possible to *switch* among them depending on the context.

One naive method to achieve this is to use a gating signal using a linear projection $\mathbf{W}_S \in \mathbb{R}^{d_{\text{model}} \times n_{\text{heads}}}$, and use the heads with the highest score, by replacing Eq. 3 with Eq. 6:

$$\mathbf{s} = \sigma(\mathbf{x} \mathbf{W}_S) \quad (4)$$

$$\mathcal{E} = \arg \text{topk}(\mathbf{s}, k), \mathcal{E} \subset \{1, \dots, n_{\text{heads}}\} \quad (5)$$

$$\mathbf{y}[t, c] = \sum_{h \in \mathcal{E}} \mathbf{s}[t, h] (\mathbf{A}^h \mathbf{V}^h \mathbf{W}_O^h)[t, c] \quad (6)$$

where $\mathbf{y}[t, c] \in \mathbb{R}$ denotes indexing the specific element of the output matrix $\mathbf{y} \in \mathbb{R}^{T \times d_{\text{model}}}$, for timestep t and channel c , and k is the number of active experts. Following the σ -MoE method [17], we use a non-competitive selection function (sigmoid σ in Eq. 4). Now, let us define the *source* side of attention as the keys and values and the *destination* side as the queries and output. Intuitively, the above method corresponds to choosing a subset of attention heads based on the *destination* side alone³. Our preliminary experiments confirmed that this method is indeed feasible for language modeling on WikiText-103. However, it is difficult to achieve acceleration and memory savings with this method. To see why, notice that the entries of the attention matrix \mathbf{A}^h depend on *pairs* of tokens, one for the source and one for the destination side, but the choice is made *only* based on the destination side. Thus, in the worst case, for each destination, a different source might be chosen, in which case all possible source projections have to be computed for the keys and values, which we would like to avoid.

Alternatively, we propose to improve the method above by introducing conditional computations for the source and destination projections independently of each other. That is, we parameterize each of key, query, value, output projection by an independent MoE. This avoids conditional computations that involve the attention matrix itself. Our solution implements this using Mixtures of Experts (MoEs). The concepts of "heads" are no longer well defined in the conventional sense: we redefine a head as an instance of a computed attention matrix. We call the total number of them n_{heads} . For each head h , we define a separate list of E experts. The total number of *experts* is then $n_{\text{heads}} \cdot E$. Then, the projection matrices become $\mathbf{W}_K^{h,e}$, $\mathbf{W}_Q^{h,e}$, $\mathbf{W}_V^{h,e}$ and $\mathbf{W}_O^{h,e} \in \mathbb{R}^{d_{\text{head}} \times d_{\text{model}}}$, where h denotes the head index and e the specific expert. Then we compute the source-side expert selection as follows:

$$\mathbf{s}_S^h = \sigma(\mathbf{x} \mathbf{W}_S^h) \quad (7)$$

$$\mathcal{E}_S^h = \arg \text{topk}(\mathbf{s}_S^h, k), \mathcal{E}_S^h \subset \{1, \dots, E\} \quad (8)$$

²The number of MACs is a metric used in prior work [18], which is independent of both the specific hardware and implementation, unlike wall-clock time. For wall-clock-time measurements, see Sec. 3.7.

³To clarify, we allocate a routing function for each of key/value/query projections; these routing functions belong to the *source* or *destination* side accordingly. If we compare Eq. 10 and Eq. 6, one can notice that the routing function in Eq. 6 effectively corresponds to what we define as the *destination*-side routing in Eq. 10.

where $\mathbf{W}_S^h \in \mathbb{R}^{d_{\text{model}} \times E}$. We compute the destination-side experts similarly: $\mathbf{s}_D^h = \sigma(\mathbf{x}\mathbf{W}_D^h)$, $\mathcal{E}_D^h = \arg \text{topk}(\mathbf{s}_D^h, k)$, $\mathcal{E}_S^h \subset \{1, \dots, E\}$, $\mathbf{W}_D^h \in \mathbb{R}^{d_{\text{model}} \times E}$. Then, the value projection \mathbf{V}^h is computed as a weighted sum of the selected experts:

$$\mathbf{V}^h = \sum_{e \in \mathcal{E}_S^h} \mathbf{s}_S^h[e] \mathbf{x} \mathbf{W}_V^{h,e} \quad (9)$$

The key and query projections are computed similarly: $\mathbf{K}^h = \sum_{e \in \mathcal{E}_S^h} \mathbf{s}_S^h[e] \mathbf{x} \mathbf{W}_K^{h,e}$, and $\mathbf{Q}^h = \sum_{e \in \mathcal{E}_D^h} \mathbf{s}_D^h[e] \mathbf{x} \mathbf{W}_Q^{h,e}$. The output projection also becomes an MoE:

$$\mathbf{y} = \sum_{h=0}^{n_{\text{heads}}-1} \sum_{e \in \mathcal{E}_D^h} \mathbf{s}_D^h[e] \mathbf{A}^h \mathbf{V}^h \mathbf{W}_O^{h,e} \quad (10)$$

As we’ll show, it is not necessary to make all projections MoEs. In Section 3.1 we show that keeping a single, head-specific copy of the query and key projections and reusing them for all experts is beneficial. We call this method SwitchHead.

Essentially, SwitchHead reduces the number of attention matrices that have to be computed (n_{heads}) significantly, by using multiple experts per head. Note that our method does not depend on the specific implementation of the attention, allowing for easy experimentation and research. A schematic representation is shown in Figure 1.

Table 1: Performance of SwitchHead compared to different MoA variants. MoA can outperform the baseline, but only at a price of using significantly more compute and memory. Also, SwitchHead outperforms the baseline dense Transformer. These results are on Wikitext 103. Table sorted by model perplexity.

#total params	Model	n_{heads}	Perplexity ↓	MACs	Mem (floats)
47M	SwitchHead	2	12.27	170.4M	0.8M
	Transformer	10	12.31	453.4M	3.5M
	MoA	4	12.60	223.5M	1.3M
	MoA	6	12.64	306.8M	1.9M
	MoA	8	12.77	390.2M	2.6M
	MoA	2	12.84	140.1M	0.7M
262M	MoA	8	9.50	2.9G	9.9M
	SwitchHead	2	9.55	2.0G	2.9M
	Transformer	16	9.66	5.4G	21.0M
	MoA	12	9.68	4.1G	14.7M
	MoA	4	9.69	1.7G	5.1M
	MoA	2	9.87	1.1G	2.7M

3 Experiments

We conduct our experiments in a *parameter-matched* setting [17] which better reflects the task of language modeling (than the FLOPS-matched setting often used to evaluate MoEs). Our main experiments use Transformer XL, because we found them to consistently and significantly outperform RoPE-based baselines [28] for a fixed amount of compute. We provide the details of this analysis in Appendix A.4. The conclusions on the effectiveness of SwitchHead are consistent in both cases.

As an important specification, under this parameter-matched setting, we always configure Switchhead such that it *matches the perplexity* of the baseline dense Transformer, and we *maximize its resource reductions*. For this, we follow a systematic procedure. First, we set $n_{\text{heads}} * E$ to be the same as n_{heads} of the dense baseline. We start with setting $n_{\text{heads}} = 2$ and $k = 2$, which provide the most resource reductions. If the resulting model underperforms, we increase k . If $k = 4$ underperforms as well, we set $n_{\text{heads}} = 4$ and $k = 2$. We always set d_{head} so that the total number of parameters of the resulting model matches the number of parameters of the baseline. This reasonably simple procedure ensures a good amount of resource savings, while avoiding doing an expensive hyperparameter search.

Note that all the perplexity gains seen in the main result tables are the byproduct of imperfect matching, and our goal is to achieve *reductions in resource requirements*, unless noted otherwise (See Sec. 3.5). Detailed hyperparameters of all our models can be found in Sec. A.5 in the Appendix. We use and adopt the Triton kernel of σ -MoE [17] for our purposes.

For all datasets except the character-level Enwik8 [21], we use sub-word units [29, 30] obtained with a SentencePiece tokenizer [31] with a vocabulary size of 8k tokens. For most of our experiments, we use Transformer XL [32] with the context size being twice the size of the active/current chunk, because we found it to be significantly more resource-efficient than the standard setup. However, in order to show that our method is also competitive in the standard Transformer with RoPE positional encodings, we also demonstrate our main findings in this setup (Appendix A.4).

All models are trained for 100k batches. Some of the datasets we consider (C4 [20], and peS2o [22]) are much larger. In this case, we train on the first $10^5 * T * N_{\text{batch}}$ tokens of the dataset.

3.1 Which Projections Require a MoE?

As discussed in Sec. 2.2, each linear projection (keys, values, queries, and output) can potentially be replaced independently by an MoE. Here we first check which projection benefits from such a replacement. As we target the parameter-matched setting, using MoE where it is not necessary can have a negative effect. Since experts use a significant part of the parameter budget, they can reduce the number of parameters available for the more useful parts of the model. Thus, we did a search over all possible combinations of MoE versus fixed projections with two active heads and compared them to the parameter-matched baseline. We find that the output projection is necessary to match the performance of the baseline (for detailed results refer to Tab. 6 in the appendix). Having MoE in the key and query projections turn out to be *unnecessary*. Models without the output and value MoE underperform the dense baseline with $n_{\text{heads}} = 2$ heads.

In sum, the best-performing model is the one using MoE for value and output projections. We use this model variant in the rest of experiments in this paper.

3.2 Comparison with MoA

The method most related to ours is the so-called Mixture of Attention Heads, or MoA [18]. Unlike SwitchHead, MoA uses a *single* key and value projection and chooses n_{heads} active query and output projections from a pool of E experts.

MoA computes the attention map for each selected expert and computes their weighted average after the attention computation takes place. In contrast, SwitchHead calculates the weighted average of the K selected experts *before* and *after* attention computation. Because of this, in practice, the same perplexity is achieved with the required number of computed attention matrices (n_{heads}) which is much lower for SwitchHead compared to MoA, allowing significant resource savings.

Also, unlike MoA, SwitchHead uses a non-competitive activation function (sigmoid) [17]. We confirm that with this, our method performs well without any regularization, while MoA requires three different regularizers.

We compare our method with MoA in Table 1. It can be seen that while MoA can slightly outperform our method in terms of perplexity, it can only do so at the price of significantly more resource usage. Given a similar computation and memory budget, our method consistently outperforms MoA.

3.3 Performance on Different Datasets

We test our methods on a diverse set of language modeling datasets, including C4 [20], Enwik8 [21], peS2o [22], at two different scales: a 47M and a 262M parameters. We chose this experimental setting taking into account our compute-budget and confidence in our results which are consistent in across various configurations.

The results are shown in Table 2. We compare our models to two baselines: one with the same number of heads as the total number of experts ($n_{\text{heads}} \cdot E$) of the SwitchHead models, and the other has the same number of heads as the number of active attention matrices (n_{heads}) as our models. Our

Table 2: Performance of SwitchHead compared to baselines on different datasets and model sizes. It can be seen that the predictive performance of our SwitchHead model is comparable to the baselines, and is always better than the baseline with an equal number of heads. Perplexity is shown for Wikitext 103, C4 and peS2o datasets, and bits/character (bpc) for Enwik8. Models sorted by perplexity.

Dataset	#total params	Model	n_{heads}	ppl/bpc ↓	MACs	Mem (floats)
C4	47M	SwitchHead	2	22.53	203M	0.8M
		Transformer	10	22.71	453M	3.5M
		Transformer	2	23.71	453M	1.4M
	262M	SwitchHead	4	16.23	2.4G	5.6M
		Transformer	16	16.28	5.4G	21M
		Transformer	4	17.09	5.4G	8.4M
Wikitext 103	47M	SwitchHead	2	12.31	170M	0.8M
		Transformer	10	12.32	453M	3.5M
		Transformer	2	12.73	453M	1.4M
	262M	SwitchHead	2	9.77	2.0G	2.9M
		Transformer	16	9.80	5.4G	21M
		Transformer	2	10.09	5.4G	6.3M
peS2o	47M	Transformer	10	12.83	453M	3.5M
		SwitchHead	2	12.84	203M	0.8M
		Transformer	2	13.37	453M	1.4M
	262M	Transformer	16	9.78	5.4G	21M
		SwitchHead	4	9.86	2.4G	5.6M
		Transformer	4	10.11	5.4G	8.4M
Enwik8	41M	Transformer	8	1.10	1.6G	10M
		SwitchHead	2	1.10	709M	2.8M
		Transformer	2	1.13	1.6G	4.2M

models closely match the performance of the full, many-head baseline with the fraction of memory and compute requirements (see Sec. 3.7 for more details).

In addition, we verify the performance of our models trained on the C4 dataset downstream tasks in a zero-shot manner. We consider Lambada [24], BLiMP [25] and Children’s Book Test (CBT) [26]. The results are shown in Table 4: our SwitchHead models consistently outperform or match the performance of the baseline dense Transformer models.

3.4 SwitchAll

The goal of achieving more resource-efficient Transformers includes reducing the resource requirements of both the MLP and the attention layers. σ -MoE [17] was recently proposed as a parameter-efficient MoE method for accelerating the MLP layers. However, it remains unclear whether it can be efficiently combined with our SwitchHead, or can have some negative interaction effect if combined in a "SwitchAll", where every layer is MoE-based.

To verify this, we take the baseline architecture of Csordás et al. [17] without any hyperparameter change and replace the attention layer with SwitchHead. The hyperparameters for the attention are directly taken from the experiments shown in Tab. 2. The results are shown in Tab. 3. The combined, fully-MoE model often outperforms the dense baselines for each dataset and model size considered, except in the case of the 262M parameter model on the C4 dataset.

3.5 MAC-Matched Setup

All our experiments so far were calibrated so that the predictive performance (perplexity) matches to the performance of the baseline Transformer, and we were aiming for maximum resource savings. However, it is also a valid question to ask what is the performance of SwitchHead in a MAC-matched setup, where the compute requirements of our model are matched to those of the baseline. We achieve this by increasing d_{head} and n_{heads} until we have the same MAC requirements as the baseline. This results in a model with more parameters. For the small Transformer XL, we increase d_{head} from 76 to

112 and n_{heads} from 2 to 3. For large XL, we increase n_{heads} from 4 to 6 and d_{head} from 112 to 168. For the small RoPE model, we change n_{heads} from 2 to 3 and d_{model} from 64 to 84, for big n_{heads} from 4 to 6 and d_{model} from 112 to 168. We show the results in Tab. 4: MAC-matched models outperform the others by a large margin both in perplexity and in zero-shot task performance.

3.6 Shared Selection

For further time savings, we can share the expert selection between the source and destination side. Acceleration is achieved by reducing the number of sorting and top-k steps compared to the full SwitchHead. However, this results in a minor performance loss, which might be tolerated in some cases where the acceleration is more important. See Tab. 4 for more details.

3.7 Wall-Clock Time and Memory Usage Estimation

In all of our tables, we report the number of multiply-accumulate (MAC) operations following Zhang et al. [18]. The reason for this is that the actual wall-clock time is highly implementation and hardware-dependent. Nevertheless, we measured the runtime and total memory usage of our entire training pipeline (including the feedforward layer) to demonstrate that our current (suboptimal) implementation is already capable of providing wall-clock time acceleration. We show the results in Tab. 5. The measurements are taken on identical hardware with the same implementation (including for the attention core), the only difference being the MoE-based projections for the attention. It can be seen that for both scales, SwitchHead trains around 1.5 times faster, while using 61%-67% as much memory as the baseline.

We also report the performance of MoA for reference in Table 5. For measuring the resource usage of MoA, we chose the fastest MoA model that can match the performance of the dense baseline, or simply the best MoA model when no MoA model can match the baseline performance. This resulted in choosing MoA with $H = 4$ for the 47M model and MoA with $H = 8$ for the 262M parameter model. SwitchHead outperforms MoA on both scales, both in wall clock time and memory requirements. Note that these measurements also include the MLP layers, the optimizer, and the gradient synchronization in the case of multi-GPU training.

Table 3: Performance of SwitchAll (SwitchHead + σ -MoE [17]) on different datasets and model sizes. Our SwitchAll model is close or better compared to the baselines. Models sorted by perplexity. Note: We show the parameter count of the dense model. The parameter count for the big SwitchAll model is 259M because of the imperfect parameter matching.

Dataset	#total params	Model	n_{heads}	ppl ↓	MACs	Mem (floats)
Wikitext 103	47M	SwitchAll	2	12.17	170M	0.8M
		Transformer	10	12.32	453M	3.5M
	262M	Transformer	16	9.80	5.4G	21M
		SwitchAll	4	9.81	2.4G	5.6M
C4	47M	SwitchAll	2	22.09	202M	0.8M
		Transformer	10	22.63	453M	3.5M
	262M	SwitchAll	4	16.45	2.4G	5.6M
		Transformer	16	16.58	5.4G	21M
peS2o	47M	SwitchAll	2	12.56	202M	0.8M
		Transformer	10	12.83	453M	3.5M
	262M	Transformer	16	9.78	5.4G	21M
		SwitchAll	4	9.86	2.4G	5.6M

4 Analysis

In order to see how the network uses the attention heads, we trained a small, 6-layer, 8-head Transformer on ListOps [33, 34]. The reason for this choice is that small, algorithmic tasks tend to be more interpretable compared to language modeling tasks. We also train a parameter-matched, 2-head

Table 4: Performance of SwitchHead trained on C4 dataset, compared to dense Transformer baseline with matched number of parameters.

Model	#total params	ppl ↓	Lambada ↑	BLiMP ↑	CBT ↑
SwitchHead	47M	22.53	20.4%	75.7%	-
Transformer	47M	22.71	20.4%	73.6%	-
SwitchHead MAC-matched	63M	21.18	23.5%	77.1%	-
SwitchHead Shared selection	47M	22.81	20.0%	74.6%	-
SwitchHead	262M	16.23	29.4%	79.6%	83.3%
Transformer	262M	16.28	28.2%	76.1%	83.6%
SwitchHead MAC-matched	376M	15.43	30.2%	79.4%	84.2%
SwitchHead Shared selection	262M	16.49	28.6%	79.4%	82.7%

Table 5: Real-world resource usage of our method. The numbers shown below are for training time for the whole pipeline, including the feedforward layers. It can be seen that SwitchHead in the current implementation reduces both the runtime and the memory usage by a factor of 1.4-1.5.

Size	Model	ms/iteration	Rel. iter. time	RAM/GPU	Rel. Mem.	#GPUs	GPU type
47M	Transformer	473ms/iter	1.0	20.5G	1.0	1	RTX 3090
	SwitchHead	342ms/iter	0.72	13.5G	0.65		
	MoA	412ms/iter	0.87	15.3G	0.75		
262M	Transformer	670ms/iter	1.0	20.5G	1.0	8	V100
	SwitchHead	442ms/iter	0.65	12.5G	0.61		
	MoA	851ms/iter	1.27	16.4G	0.80		

SwitchHead model. Both models achieve around 95% accuracy on a held-out IID validation set, in contrast to the dense 2-head model, which saturates around 80%. Note that ListOps is a classification task and does not use autoregressive masking.

We visualize the maximum of attention heads for each layer, both for the standard Transformer (Fig. 2a) and SwitchHead (Fig. 2b). The attention maps are qualitatively similar. Due to different initialization and learning dynamics, thus the overlap between the two models would not be perfect. Complete attention map visualizations can be found in Fig. 4 and 3 in the appendix.

In addition, we analyze individual attention heads for SwitchHead. We find that it is often possible to interpret the selection weights: on synthetic tasks, the output experts specialize according to different *operations*, while the input ones distinguish numbers and closed parentheses. The attention map itself appears to distribute information about contiguous chunks of numbers (see Fig. 5 in the appendix).

Attention maps of the language models are more difficult to interpret. However, we visualize the attention maps of the 47M parameter Transformer XL and the SwitchHead model from Tab. 2. We find them to be qualitatively similar. We also identified induction heads [35] in both models, some examples shown for SwitchHead in Fig. 6a and for Transformer in Fig. 6b in the appendix. Other typical vertical line-lined attention patterns are shown in Fig. 6c and 6d.

5 Related Work

The method most closely related to ours is MoA [18], which introduces a MoE style attention. It defines each attention head as an expert but shares the key and value projections between them. Unlike in our Switchhead, each of the selected experts requires a separate attention matrix, which significantly increases its memory usage. Due to the use of a competitive softmax-based activation function in the selection network, it requires complex regularization to prevent expert collapse [17]. In the original formulation, the number of active heads is high. Our experiments also confirm that MoA needs many attention heads to match the performance of the dense baseline (see Sec. 3.2), and it is only possible to do so with a significantly higher resource budget than our method.

Nguyen et al. [36] analyze the attention matrices, and they conclude that they are usually low rank. Motivated by this, the authors construct a few (e.g., 2) "global attention matrices", and they compute each local matrix for specific heads by a weighted average of those. However, they average the logits,

The Triton kernel that we used is currently around 60% of the speed of a single dense matrix multiplication of the size of a single expert with cuBLAS. Even this, we showed wall-clock time speedup. We estimate that 80-90% should be achievable with a more optimal kernel. Model-parallel training requires the implementation of a load-balancing system that can dynamically move experts between GPUs.

7 Conclusion

On a wide range of language modeling datasets with different model sizes, our novel Mixture-of-Experts (MoE) based attention method called SwitchHead achieves performance of parameter-matched dense counterparts, with only a fraction of the computational cost and memory usage. SwitchHead drastically reduces the number of attention matrices that have to be computed, by using MoE for the value and output projections. Our method is stable and does not need additional regularization to prevent degenerate solutions (a well-known practical issue in many existing MoE models). Our method can also be successfully combined with MoE MLP layers, to obtain “SwitchAll” where every layer of the Transformer is MoE-based, achieving a huge reduction in resource requirements.

Acknowledgements

This research was partially funded by ERC Advanced grant no: 742870, project AlgoRNN, and by Swiss National Science Foundation grant no: 200021_192356, project NEUSYM. We are thankful for hardware donations from NVIDIA and IBM. The resources used for this work were partially provided by Swiss National Supercomputing Centre (CSCS) projects d123 and s1205.

References

- [1] Alec Radford, Jeff Wu, Rewon Child, David Luan, Dario Amodei, and Ilya Sutskever. Language models are unsupervised multitask learners. 2019.
- [2] Tom B Brown et al. Language models are few-shot learners. In *Proc. Advances in Neural Information Processing Systems (NeurIPS)*, Virtual only, December 2020.
- [3] OpenAI. Chatgpt. <https://openai.com/blog/chatgpt>, 2022.
- [4] OpenAI. GPT-4 technical report. *Preprint arXiv:2303.08774*, 2023.
- [5] Sébastien Bubeck, Varun Chandrasekaran, Ronen Eldan, Johannes Gehrke, Eric Horvitz, Ece Kamar, Peter Lee, Yin Tat Lee, Yuanzhi Li, Scott M. Lundberg, Harsha Nori, Hamid Palangi, Marco Túlio Ribeiro, and Yi Zhang. Sparks of artificial general intelligence: Early experiments with GPT-4. *Preprint arXiv:2303.12712*, 2023.
- [6] Ashish Vaswani, Noam Shazeer, Niki Parmar, Jakob Uszkoreit, Llion Jones, Aidan N. Gomez, Lukasz Kaiser, and Illia Polosukhin. Attention is all you need. In *Proc. Advances in Neural Information Processing Systems (NIPS)*, pages 5998–6008, Long Beach, CA, USA, December 2017.
- [7] Jürgen Schmidhuber. Learning to control fast-weight memories: An alternative to recurrent nets. *Neural Computation*, 4(1):131–139, 1992.
- [8] Georgi Gerganov. llama.cpp. <https://github.com/ggerganov/llama.cpp>, 2023.
- [9] John B. Hampshire II and Alexander H. Waibel. The meta-pi network: connectionist rapid adaptation for high-performance multi-speaker phoneme recognition. In *Proc. IEEE Int. Conf. on Acoustics, Speech and Signal Processing (ICASSP)*, pages 165–168, Albuquerque, New Mexico, USA, April 1990.
- [10] Robert A. Jacobs, Michael I. Jordan, Steven J. Nowlan, and Geoffrey E. Hinton. Adaptive mixtures of local experts. *Neural Computation*, 3(1):79–87, 1991.
- [11] Noam Shazeer, Azalia Mirhoseini, Krzysztof Maziarz, Andy Davis, Quoc Le, Geoffrey Hinton, and Jeff Dean. Outrageously large neural networks: The sparsely-gated mixture-of-experts layer. In *Int. Conf. on Learning Representations (ICLR)*, Toulon, France, April 2017.
- [12] Mike Lewis, Shruti Bhosale, Tim Dettmers, Naman Goyal, and Luke Zettlemoyer. BASE layers: Simplifying training of large, sparse models. In *Proc. Int. Conf. on Machine Learning (ICML)*, volume 139, pages 6265–6274, Virtual only, July 2021.

- [13] Dmitry Lepikhin, HyoukJoong Lee, Yuanzhong Xu, Dehao Chen, Orhan Firat, Yanping Huang, Maxim Krikun, Noam Shazeer, and Zhifeng Chen. GShard: Scaling giant models with conditional computation and automatic sharding. In *Int. Conf. on Learning Representations (ICLR)*, Virtual only, May 2021.
- [14] William Fedus, Barret Zoph, and Noam Shazeer. Switch transformers: Scaling to trillion parameter models with simple and efficient sparsity. *Journal of Machine Learning Research (JMLR)*, 23(1):5232–5270, 2022.
- [15] Aidan Clark, Diego de Las Casas, Aurelia Guy, Arthur Mensch, Michela Paganini, Jordan Hoffmann, Bogdan Damoc, Blake A. Hechtman, Trevor Cai, Sebastian Borgeaud, George van den Driessche, Eliza Rutherford, Tom Hennigan, Matthew Johnson, Katie Millican, Albin Cassirer, Chris Jones, Elena Buchatskaya, David Budden, Laurent Sifre, Simon Osindero, Oriol Vinyals, Jack W. Rae, Erich Elsen, Koray Kavukcuoglu, and Karen Simonyan. Unified scaling laws for routed language models. *Preprint arXiv:2202.01169*, 2022.
- [16] Zewen Chi, Li Dong, Shaohan Huang, Damai Dai, Shuming Ma, Barun Patra, Saksham Singhal, Payal Bajaj, Xia Song, Xian-Ling Mao, Heyan Huang, and Furu Wei. On the representation collapse of sparse mixture of experts. In *Proc. Advances in Neural Information Processing Systems (NeurIPS)*, New Orleans, Louisiana, USA, December 2022.
- [17] Róbert Csordás, Kazuki Irie, and Jürgen Schmidhuber. Approximating two-layer feedforward networks for efficient transformers. In *Findings of the Association for Computational Linguistics: EMNLP 2023*, November 2023.
- [18] Xiaofeng Zhang, Yikang Shen, Zeyu Huang, Jie Zhou, Wenge Rong, and Zhang Xiong. Mixture of attention heads: Selecting attention heads per token. In *Proc. Conf. on Empirical Methods in Natural Language Processing (EMNLP)*, pages 4150–4162, Abu Dhabi, United Arab Emirates, December 2022.
- [19] Hao Peng, Roy Schwartz, Dianqi Li, and Noah A. Smith. A mixture of $h - 1$ heads is better than h heads. In *Proc. Association for Computational Linguistics (ACL)*, pages 6566–6577, Virtual only, July 2020.
- [20] Colin Raffel, Noam Shazeer, Adam Roberts, Katherine Lee, Sharan Narang, Michael Matena, Yanqi Zhou, Wei Li, and Peter J. Liu. Exploring the limits of transfer learning with a unified text-to-text transformer. *Journal of Machine Learning Research (JMLR)*, 21:140:1–140:67, 2020.
- [21] Marcus Hutter. The human knowledge compression prize. <http://prize.hutter1.net>, 2006.
- [22] Luca Soldaini and Kyle Lo. peS2o (Pretraining Efficiently on S2ORC) Dataset. Technical report, Allen Institute for AI, 2023. <https://github.com/allenai/pes2o>.
- [23] Stephen Merity, Caiming Xiong, James Bradbury, and Richard Socher. Pointer sentinel mixture models. In *Int. Conf. on Learning Representations (ICLR)*, Toulon, France, April 2017.
- [24] Denis Paperno, Germán Kruszewski, Angeliki Lazaridou, Quan Ngoc Pham, Raffaella Bernardi, Sandro Pezzelle, Marco Baroni, Gemma Boleda, and Raquel Fernández. The LAMBADA dataset: Word prediction requiring a broad discourse context. In *Proc. Association for Computational Linguistics (ACL)*, Berlin, Germany, August 2016.
- [25] Alex Warstadt, Alicia Parrish, Haokun Liu, Anhad Mohananey, Wei Peng, Sheng-Fu Wang, and Samuel R. Bowman. Blimp: The benchmark of linguistic minimal pairs for english. *Transactions of the Association for Computational Linguistics (TACL)*, 8:377–392, 2020.
- [26] Felix Hill, Antoine Bordes, Sumit Chopra, and Jason Weston. The goldilocks principle: Reading children’s books with explicit memory representations. In *Int. Conf. on Learning Representations (ICLR)*, San Juan, Puerto Rico, May 2016.
- [27] Hugo Touvron, Thibaut Lavril, Gautier Izacard, Xavier Martinet, Marie-Anne Lachaux, Timothée Lacroix, Baptiste Rozière, Naman Goyal, Eric Hambro, Faisal Azhar, Aurélien Rodriguez, Armand Joulin, Edouard Grave, and Guillaume Lample. LLaMA: Open and efficient foundation language models. *Preprint arXiv:2302.13971*, 2023.
- [28] Jianlin Su, Yu Lu, Shengfeng Pan, Bo Wen, and Yunfeng Liu. RoFormer: Enhanced transformer with rotary position embedding. *Preprint arXiv:2104.09864*, 2021.

- [29] Rico Sennrich, Barry Haddow, and Alexandra Birch. Neural machine translation of rare words with subword units. In *Proc. Association for Computational Linguistics (ACL)*, pages 1715–1725, Berlin, Germany, August 2016.
- [30] Mike Schuster and Kaisuke Nakajima. Japanese and korean voice search. In *Proc. IEEE Int. Conf. on Acoustics, Speech and Signal Processing (ICASSP)*, pages 5149–5152, Kyoto, Japan, March 2012.
- [31] Taku Kudo and John Richardson. Sentencepiece: A simple and language independent subword tokenizer and detokenizer for neural text processing. In *Proc. Conf. on Empirical Methods in Natural Language Processing (EMNLP)*, pages 66–71, Brussels, Belgium, October 2018.
- [32] Zihang Dai, Zhilin Yang, Yiming Yang, Jaime G Carbonell, Quoc Le, and Ruslan Salakhutdinov. Transformer-XL: Attentive language models beyond a fixed-length context. In *Proc. Association for Computational Linguistics (ACL)*, pages 2978–2988, Florence, Italy, 2019.
- [33] Nikita Nangia and Samuel R. Bowman. ListOps: A diagnostic dataset for latent tree learning. In *Proc. North American Chapter of the Association for Computational Linguistics on Human Language Technologies (NAACL-HLT)*, pages 92–99, New Orleans, USA, June 2018.
- [34] Róbert Csordás, Kazuki Irie, and Jürgen Schmidhuber. The neural data router: Adaptive control flow in transformers improves systematic generalization. In *Int. Conf. on Learning Representations (ICLR)*, Virtual only, April 2022.
- [35] Catherine Olsson, Nelson Elhage, Neel Nanda, Nicholas Joseph, Nova DasSarma, Tom Henighan, Ben Mann, Amanda Askell, Yuntao Bai, Anna Chen, Tom Conerly, Dawn Drain, Deep Ganguli, Zac Hatfield-Dodds, Danny Hernandez, Scott Johnston, Andy Jones, Jackson Kernion, Liane Lovitt, Kamal Ndousse, Dario Amodei, Tom Brown, Jack Clark, Jared Kaplan, Sam McCandlish, and Chris Olah. In-context learning and induction heads. *Transformer Circuits Thread*, 2022. <https://transformer-circuits.pub/2022/in-context-learning-and-induction-heads/index.html>.
- [36] Tan Nguyen, Tam Nguyen, Hai Do, Khai Nguyen, Vishwanath Saragadam, Minh Pham, Duy Khuong Nguyen, Nhat Ho, and Stanley J. Osher. Improving transformer with an admixture of attention heads. In *Proc. Advances in Neural Information Processing Systems (NeurIPS)*, New Orleans, LA, USA, November 2022.
- [37] William Fedus, Barret Zoph, and Noam Shazeer. Switch transformers: Scaling to trillion parameter models with simple and efficient sparsity. *Preprint arXiv:2101.03961*, 2021.
- [38] Noam Shazeer. Fast transformer decoding: One write-head is all you need. *Preprint arXiv:1911.02150*, 2019.
- [39] Tri Dao, Daniel Y. Fu, Stefano Ermon, Atri Rudra, and Christopher Ré. FlashAttention: Fast and memory-efficient exact attention with IO-awareness. In *Proc. Advances in Neural Information Processing Systems (NeurIPS)*, New Orleans, Louisiana, USA, December 2022.
- [40] Diederik P. Kingma and Jimmy Ba. Adam: A method for stochastic optimization. In *Int. Conf. on Learning Representations (ICLR)*, San Diego, CA, USA, May 2015.

A Appendix

A.1 A Comment on Flash Attention

The resource reductions from Flash Attention might be, in many cases, larger than those from our method alone. However, Flash Attention depends on GPU-specific memory bandwidth/compute trade-offs, which might not be available on all hardware, especially on edge devices. SwitchHead and FlashAttention can also be combined for further speedups. We demonstrated the viability of this setup in our RoPE experiments. Additionally, certain architectures, such as shared-layer transformers, might require a drastic increase in the number of heads, which FlashAttention alone might not be able to do.

A.2 Resource Usage of Different Methods

In this section, we discuss the compute and memory usage of different attention variants. We will define the compute in terms of the number of multiply-accumulate operations (MACs, also used by Zhang et al. [18]), which is arguably better defined than FLOPs (e.g., does one step of the matrix multiplication count as 1 FLOP or 2? Do we include the softmax?). All calculations will be presented for a single attention layer for a single sequence, and they are presented this way in all our tables. Both the memory and compute requirements scale linearly with both the batch size and the number of layers.

Consider a sequence of inputs of length T , with representation size d_{model} . Let d_{head} be the width of the key, query and value projections used for the attention layer. For Transformer XL-style attention, let the size of the context be CT , where $C - 1$ is the number of past chunks included in the context of the current attention step. We can divide the computation into two major parts: calculating the projections, which do not involve the attention map, and calculating the attention map and projecting the sequence of values using it.

First, consider the case of the standard Transformer XL [32]. Here, from the input $\mathbf{x} \in \mathbb{R}^{T \times d_{\text{model}}}$, we calculate the $\mathbf{K}^h, \mathbf{Q}^h, \mathbf{V}^h \in \mathbb{R}^{T \times d_{\text{head}}}$ using projection matrices of shape $\mathbb{R}^{d_{\text{model}} \times d_{\text{head}}}$. The output after the attention is projected in a similar manner (Eq. 3). Thus, the projections take a total of $4Td_{\text{model}}d_{\text{head}}$ MACs per head. For backpropagation, we have to store all the intermediate results. This takes Td_{head} numbers of $\mathbf{K}^h, \mathbf{Q}^h$ and \mathbf{V}^h . Also, the projected values should be stored. They have an identical shape, therefore, the total memory used by projections is $4Td_{\text{head}}$ numbers per head. Now consider the resource usage related to the attention matrix. It involves calculating the product of $\mathbf{Q}^h \mathbf{K}^{h\top}$, which takes $d_{\text{head}}CT^2$ MACs (multiplication by C is needed because the shape of \mathbf{K}^h and \mathbf{V}^h for Transformer XL is $CT \times d_{\text{head}}$). The projection of the values with the attention matrix $\mathbf{A}^h \mathbf{V}^h$ is similar. For the memory usage, the attention needs CT^2 numbers, but it needs to be stored both before and after the activation function. In addition, calculating the projection of the position encodings is necessary. This depends on the implementation, but in our case, it involves a matrix multiplication, and the total amount of computation is $2d_{\text{head}}d_{\text{model}}TC$, and it needs $2d_{\text{head}}TC$ numbers of storage. Thus the resource requirements are:

$$N_{\text{MAC}}^{\text{XL}} = n_{\text{heads}} (4Td_{\text{head}}d_{\text{model}} + 2CT^2d_{\text{head}} + 2CTd_{\text{head}}d_{\text{model}}) \quad (11)$$

$$N_{\text{mem}}^{\text{XL}} = n_{\text{heads}} (4Td_{\text{head}} + 2CT^2 + 2CTd_{\text{head}}) \quad (12)$$

The resource usage of SwitchHead is different. First, the number of heads n_{heads} is significantly reduced, but d_{head} is typically larger. Additionally, there are k experts active at the same time. Here, we only consider the case where the value and outputs are experts, but \mathbf{Q}^h and \mathbf{K}^h are not (this version performs the best; see Sec. 3.1). Then, we have two projections that are identical with that of Transformer XL, and two MoE-based projections. These use $Tkd_{\text{model}}d_{\text{head}}$ MACs to calculate the projection and another Tkd_{head} to calculate their weighted average. With a smart kernel implementation, memory usage is not affected by k , thus the formula remains the same as Eq. 12 (note, however, that n_{heads} and d_{head} are very different in practice). The compute requirement can be calculated as:

$$N_{\text{MAC}}^{\text{SwitchHead}} = n_{\text{heads}} (2Td_{\text{head}}d_{\text{model}} + 2Tkd_{\text{head}}(d_{\text{model}} + 1) + 2CT^2d_{\text{head}} + 2CTd_{\text{head}}d_{\text{model}}) \quad (13)$$

Additionally, the expert selection logic needs minimal additional resources, which can be ignored. Note that the comparison between the MACs of the standard (Eq. 11) and SwitchHead (Eq. 13) depends on the exact values of the hyper-parameters. However, as we'll see in Sec. 3, in our typical

Table 6: Performance of SwitchHead with $E = 5$ experts and $n_{\text{heads}} = 2$ heads. Different projections are either experts or fixed for the given head. Columns V, K, Q, and O show whether the given projection is an expert. Parameter-matched baseline with $n_{\text{heads}} = 10$ and $n_{\text{heads}} = 2$ are shown. Models sorted by perplexity. 47M parameters models on Wikitext 103.

Model	n_{heads}	V	K	Q	O	Perplexity ↓
SwitchHead	2	Y	N	N	Y	12.27
SwitchHead	2	N	N	N	Y	12.30
Transformer	10	-	-	-	-	12.31
SwitchHead	2	N	Y	N	Y	12.36
SwitchHead	2	Y	Y	N	Y	12.37
SwitchHead	2	Y	N	Y	Y	12.42
SwitchHead	2	Y	N	N	N	12.45
SwitchHead	2	N	N	Y	Y	12.45
SwitchHead	2	Y	N	Y	N	12.51
SwitchHead	2	Y	Y	Y	Y	12.57
SwitchHead	2	N	Y	Y	Y	12.59
SwitchHead	2	Y	Y	Y	N	12.61
SwitchHead	2	Y	Y	N	N	12.69
Transformer	2	-	-	-	-	12.74
SwitchHead	2	N	N	Y	N	12.75
SwitchHead	2	N	Y	N	N	12.79
SwitchHead	2	N	Y	Y	N	12.90

configurations, SwitchHead provides good predictive performance with significantly lower n_{heads} compared to the standard Transformer, resulting in reduced resource usage in the end.

The resource requirements of MoA [19] are very similar to those of Transformer XL, except that it uses a single shared key and value projection for each head.

$$N_{\text{MAC}}^{\text{MoA}} = (2n_{\text{heads}} + 2)Td_{\text{head}}d_{\text{model}} + 2n_{\text{heads}}CT^2d_{\text{head}} + 2CTd_{\text{head}}d_{\text{model}} \quad (14)$$

$$N_{\text{mem}}^{\text{MoA}} = (2n_{\text{heads}} + 2)Td_{\text{head}} + 2n_{\text{heads}}CT^2 + 2CTd_{\text{head}} \quad (15)$$

A.3 The Importance of Different Projections

In order to analyze which projections are the most important to be mixture-of-experts, we exhaustively tried all combinations. We analyze our 47M parameter models on WikiText 103 dataset. We show the results in Tab. 6. We also include a parameter-matched baseline with two heads, which serves as a lower bound for the performance. We found that the value and output projections are the most important, and having key and query projections hurts the performance. This is possible because we perform all our experiments in a parameter-matched setting. Allocating parameters to these projections uses the budget that can be otherwise spent on other parts of the network. In our preliminary experiments, we found that, allowing the parameter budget to increase, more experts always help.

A.4 RoPE Positional Encodings

All of our experiments in the main paper have used a Transformer XL model. Thus, it remains unclear whether SwitchHead is specific to this model or can be also used with other attention methods. As an alternative, we consider RoPE positional encodings [28] without the XL cache (thus, the attention matrices are square). This is the standard setup used by modern language models, such as all versions of Llama [27]. We tested these models in Wikitext 103 and C4. The results are shown in Tab. 7, and zero-shot performance on downstream tasks in Tab. 8. This shows that SwitchHead also performs well in the standard setup and is not tied to Transformer XL.

A.5 Hyperparameters

We train all our models with Adam optimizer [40], with a batch size of 64, a learning rate of 0.00025, and gradient clipping with a maximum norm of κ . Large models ($> 200K$ parameters) use a learning

Table 7: Perplexity of SwitchHead compared to dense baseline, using RoPE positional encoding and no XL cache. Memory usage is specified in number of floats. Models sorted by perplexity.

Dataset	#total params	Model	n_{heads}	ppl ↓	MACs	Memory
Wikitext 103	45M	SwitchHead	2	12.75	285.6M	1.3M
		Transformer	10	12.78	560.9M	6.1M
		Transformer	2	12.96	560.9M	1.9M
	244M	SwitchHead	4	10.00	4.2G	18.4M
		Transformer	16	10.17	6.4G	37.7M
		Transformer	2	10.26	6.4G	8.4M
C4	45M	SwitchHead	2	23.69	285.6M	1.3M
		Transformer	10	23.79	560.9M	6.1M
		Transformer	2	23.79	560.9M	6.1M
	244M	SwitchHead	4	16.41	4.2G	18.4M
		Transformer	16	16.35	6.4G	37.7M
		Transformer	2	16.35	6.4G	37.7M

Table 8: Zero-shot task performance of SwitchHead using RoPE positional encodings and no XL cache, trained on C4 dataset, compared to dense Transformer baseline with matched number of parameters.

Model	#total params	ppl ↓	Lambda ↑	BLiMP ↑	CBT ↑
SwitchHead	45M	23.69	20.9%	77.3%	-
Transformer	45M	23.76	20.3%	73.8%	-
SwitchHead MAC-matched	54M	22.18	22.6%	77.4%	-
SwitchHead Shared selection	45M	23.63	20.3%	76.0%	-
SwitchHead	243M	16.41	30.5%	79.9%	83.8%
Transformer	243M	16.35	29.8%	76.1%	83.9%
SwitchHead MAC-matched	314M	15.63	30.5%	80.5%	84.6%
SwitchHead Shared selection	243M	16.59	28.1%	79.1%	83.7%

rate warm-up of 4k steps. All models, except the SwitchAll model, use a dropout on the MLP layers, 0.1 for the small models and 0.2 for the large ones. Detailed hyperparameters are shown in the Tab. 9. σ -MoE related hyperparameters for the SwitchAll models are identical to those of Csordás et al. [17]. For Transformer XL models, we always use a single additional chunk of context, both in training and validation time. d_{head} and d_{ff} are derived in a systematic way, see Sec. 3 for more details.

A.6 A Note on the Parameter Count of the SwitchAll

It can be seen in Tab. 3 that the parameter count of the SwitchAll models is often less than that of their dense counterparts. The reason is that we normally compensate for the final difference in the number of parameters by increasing d_{ff} (see Sec. 3 for details of the parameter matching). However, that can only be done in a very coarse-grained way with σ -MoE: the size of all experts must be increased at once, and the CUDA kernel supports only sizes of multiple of 4. Therefore, increasing the size of the experts would add too many parameters and the model would outgrow the baseline. For this reason, we simply keep the hyperparameters for Csordás et al. [17] and combine them with our SwitchHead configuration from Tab. 2.

A.7 Visualizing all Attention Heads

As discussed in Sec. 4, we analyze the attention maps of SwitchHead and compare them with the dense models. We show all the attention maps of the models trained on ListOps in Fig. 3 and Fig. 3. We show individual heads of SwitchHead, including the expert selection scores in Fig. 5. Some selected attention maps of our 47M parameter models on Wikitext 103 are shown in Fig. 6.

A.8 Compute Requirements

We report the compute used for our experiments, including the GPU type, count (the number of GPUs used per experiment, and not the total in the machine), and the runtime in “hh:mm” format

Table 9: Hyperparameters used for our models.

Model	Dataset	n_{heads}	#params	d_{head}	d_{ff}	E	k	T	n_{layers}	κ
SwitchHead	C4	2	47M	76	2080	5	3	256	16	0.1
Transformer		10	47M	41	2053	-	-	256	16	0.1
Transformer		2	47M	205	2053	-	-	256	16	0.1
SwitchHead	C4	4	262M	112	4188	4	2	512	18	0.25
Transformer		16	262M	64	4110	-	-	512	18	0.25
Transformer		4	262M	256	4110	-	-	512	18	0.25
SwitchHead	Wikitext 103	2	47M	76	2080	5	2	256	16	0.1
Transformer		10	47M	41	2053	-	-	256	16	0.1
Transformer		2	47M	205	2053	-	-	256	16	0.1
SwitchHead	Wikitext 103	2	262M	132	4147	8	4	512	18	0.25
Transformer		16	262M	64	4110	-	-	512	18	0.25
Transformer		2	262M	512	4110	-	-	512	18	0.25
SwitchHead	peS2o	2	47M	76	2080	5	3	256	16	0.1
Transformer		10	47M	41	2053	-	-	256	16	0.1
Transformer		2	47M	205	2053	-	-	256	16	0.1
SwitchHead	peS2o	4	262M	112	4188	4	2	512	18	0.25
Transformer		16	262M	64	4110	-	-	512	18	0.25
Transformer		4	262M	256	4110	-	-	512	18	0.25
SwitchHead	Enwik8	2	41M	112	2088	4	2	512	12	0.25
Transformer		8	41M	64	2053	-	-	512	12	0.25
Transformer		2	41M	256	2053	-	-	512	12	0.25
SwitchHead (RoPE)	Wikitext 103	2	45M	64	2092	5	3	512	16	0.1
Transformer (RoPE)		10	45M	41	2053	-	-	512	16	0.1
SwitchHead (RoPE)	Wikitext 103	4	243M	100	4136	4	2	1024	18	0.25
Transformer (RoPE)		16	244M	64	4110	-	-	1024	18	0.25
SwitchAll	Wikitext 103	2	47M	76	1648	5	2	256	16	0.25
SwitchAll	Wikitext 103	4	259M	112	4096	4	2	512	18	0.25
SwitchAll	C4	2	47M	76	1648	5	3	256	16	0.25
SwitchAll	C4	4	259M	112	4096	4	2	512	18	0.25
SwitchAll	peS2o	2	47M	76	1648	5	3	256	16	0.25
SwitchAll	peS2o	4	259M	112	4096	4	2	512	18	0.25

in Tab. 10. We report the total number of CPUs (N_{CPU}) and RAM because they are shared between concurrent runs. Note that most of the experiments were done prior to the much faster, Triton-based kernel implementation. Because of this, the runtimes appear longer for SwitchHead compared to the baseline. For timing benchmarks with our new kernel, see Tab. 5.

Note that we only report the resources used for the paper here. We estimate that the total cost of the failed experiments and preliminary runs is around 10 times higher than this.

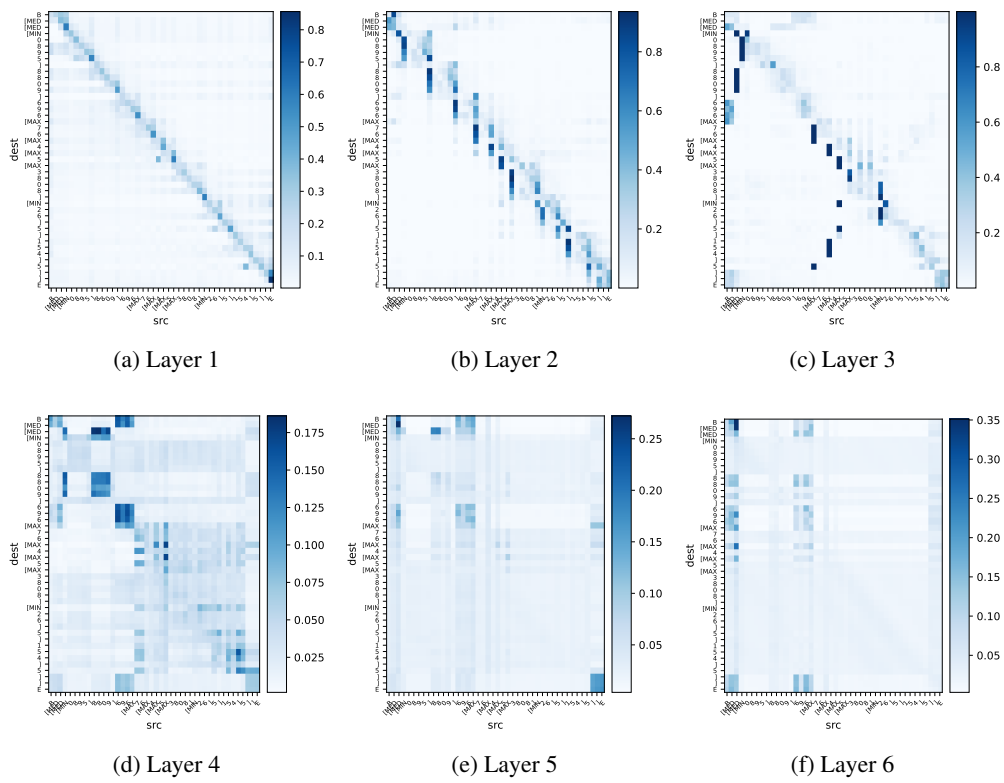


Figure 3: The maximum of all attention maps for a SwitchHead model on ListOps.

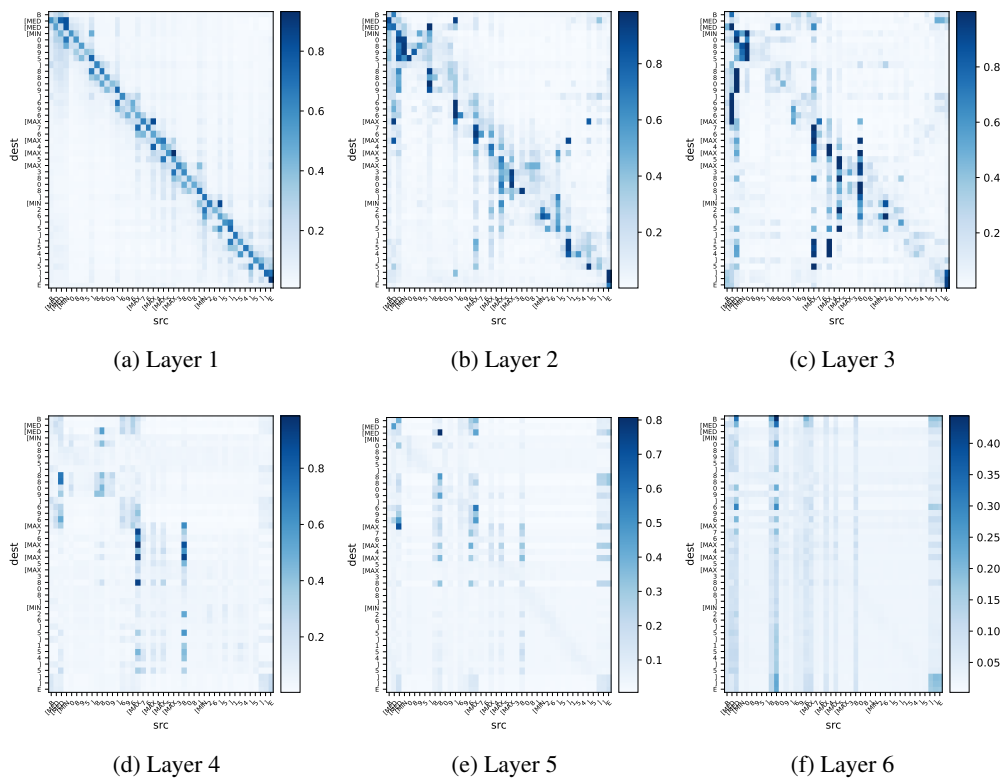


Figure 4: The maximum of all attention maps for a standard Transformer model on ListOps.

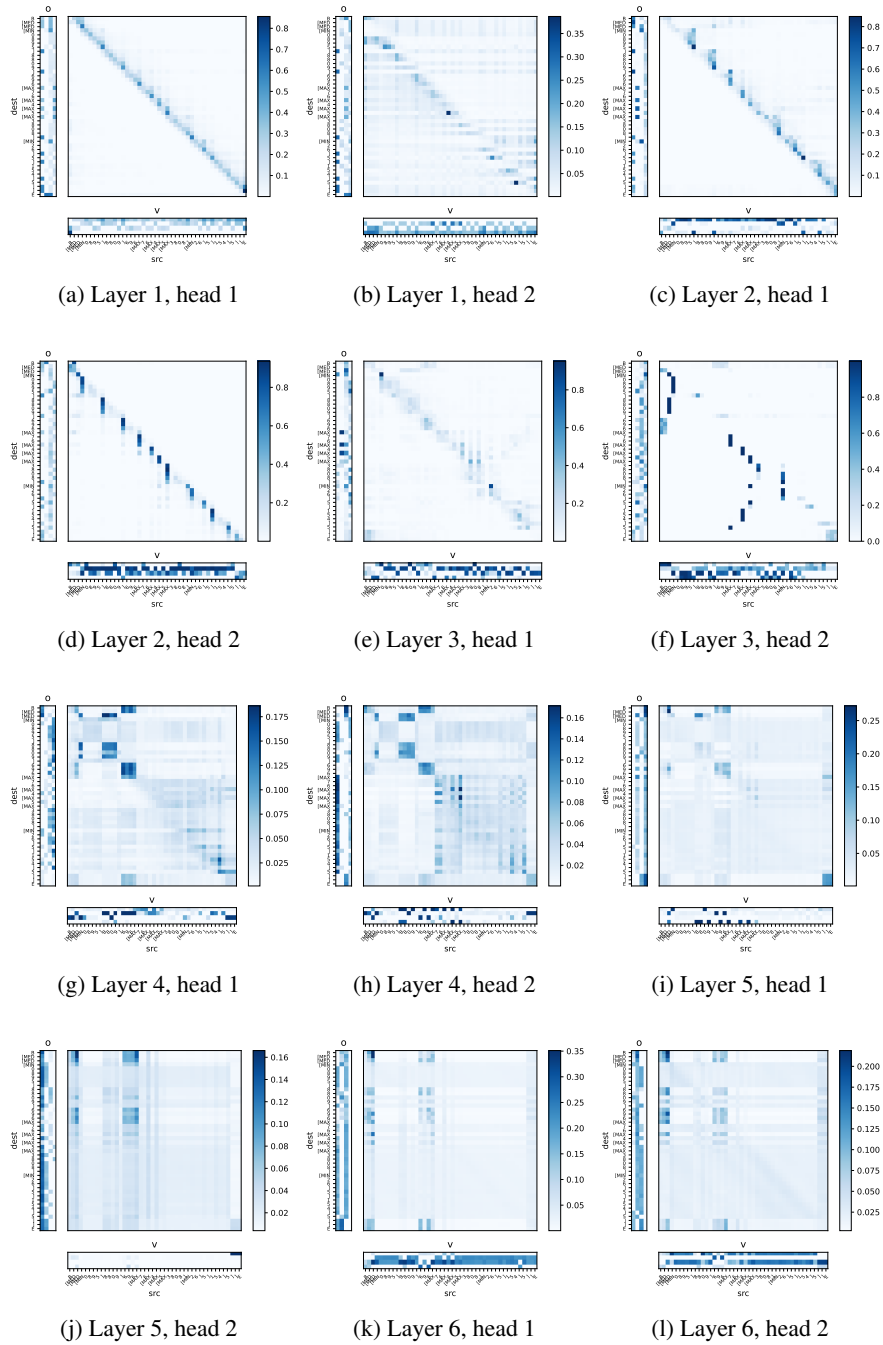
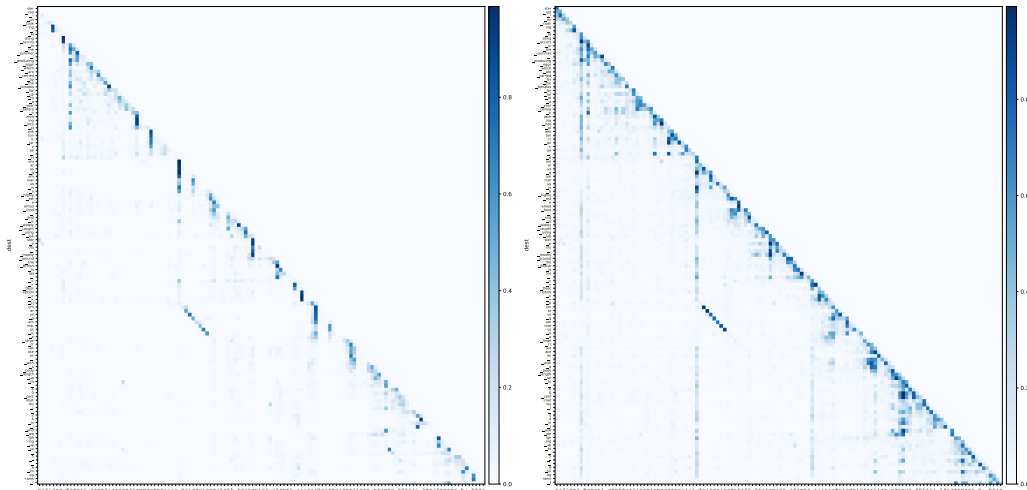
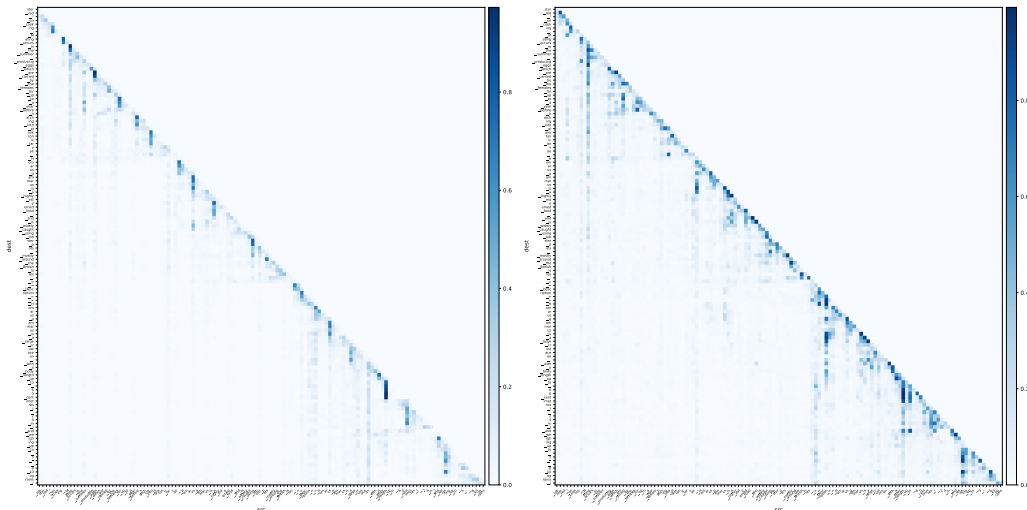


Figure 5: Details for individual heads of the SwitchHead model on ListOps. On the left side of each attention plot, the selection of the output projection expert is shown. Similarly, at the bottom, the selection of the value projection selection is visible. In the selection maps, dark blue always corresponds to 1, while white is 0. The adaptive scale shown to the right of the attention map is for the map only.



(a) SwitchHead Layer 12. Induction head.

(b) Transformer XL Layer 10. Induction head.



(c) SwitchHead Layer 9. Stripe pattern.

(d) Transformer XL Layer 8. Stripe pattern.

Figure 6: Induction head copying the rare name "Homarus" in (a) SwitchHead and (b) Transformer XL baseline. The attention matrix is square because it is the first chunk of the sequence, without any extra context. Typical vertical line pattern in (c) SwitchHead and (b) Transformer XL baseline.

Table 10: Training hardware information for the experiments reported in the paper

Model	#params	Dataset	G	GPU Type	N_{GPU}	N_{CPU}	RAM	Duration
SwitchAll	259M	C4	4	V100-32GB-LS	8	40	503G	24:06
SwitchAll	259M	peS2o	4	V100-32GB-LS	8	40	503G	30:00
SwitchAll	259M	Wikitext 103	4	RTX 4090	4	24	251G	22:58
SwitchAll	47M	C4	2	RTX 3090	1	24	220G	22:14
SwitchAll	47M	peS2o	2	RTX 3090	1	24	220G	22:49
SwitchAll	47M	Wikitext 103	2	RTX 3090	1	24	251G	6:03
SwitchHead	243M	Wikitext 103	4	V100-32GB	4	40	503G	147:09
SwitchHead	262M	C4	4	V100-32GB-LS	8	40	503G	26:38
SwitchHead	262M	peS2o	4	V100-32GB-LS	8	40	503G	27:43
SwitchHead	262M	Wikitext 103	2	V100-32GB	4	40	503G	31:42
SwitchHead	41M	Enwik8	2	V100-32GB	1	40	503G	13:45
SwitchHead	45M	Wikitext 103	2	RTX 3090	1	24	251G	17:28
SwitchHead	47M	C4	2	V100-32GB	1	40	503G	15:36
SwitchHead	47M	peS2o	2	V100-32GB	1	40	503G	16:17
SwitchHead	47M	Wikitext 103	2	RTX 3090	1	24	251G	13:09
Transformer	262M	C4	4	V100-32GB	8	40	503G	11:55
Transformer	262M	C4	16	V100-32GB-LS	8	40	503G	20:21
Transformer	262M	peS2o	4	V100-32GB	8	40	503G	17:08
Transformer	262M	peS2o	16	V100-32GB-LS	8	40	503G	25:56
Transformer	262M	Wikitext 103	2	P100-16GB	8	12	62G	0:00
Transformer	262M	Wikitext 103	16	A100-80GB	2	64	503G	31:51
Transformer	41M	Enwik8	2	RTX 3090	1	24	220G	15:38
Transformer	41M	Enwik8	8	V100-32GB-LS	2	40	503G	16:04
Transformer	47M	C4	2	V100-32GB	1	40	503G	10:29
Transformer	47M	C4	10	V100-32GB	1	40	503G	16:57
Transformer	47M	peS2o	2	V100-32GB	1	40	503G	11:07
Transformer	47M	peS2o	10	V100-32GB	1	40	503G	17:55
Transformer	47M	Wikitext 103	2	V100-32GB	1	40	503G	10:06
Transformer	47M	Wikitext 103	10	V100-32GB	1	40	503G	18:51
Transformer (RoPE)	244M	Wikitext 103	16	RTX 3090	4	24	251G	30:30
Transformer (RoPE)	45M	Wikitext 103	10	V100-32GB	1	40	503G	15:30