

# Safe Multi-Task Bayesian Optimization

Jannis O. Lübsen<sup>1</sup>

Christian Hespe<sup>1</sup>

Annika Eichler<sup>1,2</sup>

<sup>1</sup>Hamburg University of Technology, Germany

<sup>2</sup>Deutsches Elektronen-Synchrotron DESY, Germany

JANNIS.LUEBSEN@TUHH.DE

CHRISTIAN.HESPE@TUHH.DE

ANNIKA.EICHLER@TUHH.DE

## Abstract

Bayesian optimization has become a powerful tool for safe online optimization of systems, due to its high sample efficiency and noise robustness. For further speed-up reduced physical models of the system can be incorporated into the optimization to accelerate the process, since the models are able to offer an approximation of the actual system, and sampling from them is significantly cheaper. The similarity between model and reality is represented by additional hyperparameters and learned within the optimization process. Safety is an important criteria for online optimization methods like Bayesian optimization, which has been addressed by recent literature, which provide safety guarantees under the assumption of known hyperparameters. However, in practice this is not applicable. Therefore, we extend the robust Gaussian process uniform error bounds to meet the multi-task setting, which involves the calculation of a confidence region from the hyperparameter posterior distribution utilizing Markov chain Monte Carlo methods. Then, using the robust safety bounds, Bayesian optimization is applied to safely optimize the system while incorporating measurements of the models. Simulations show that the optimization can be significantly accelerated compared to other state-of-the-art safe Bayesian optimization methods depending on the fidelity of the models. The code is available on GitHub<sup>1</sup>.

**Keywords:** Bayesian Optimization, Gaussian Processes, Controller Tuning, Safe Optimization

## 1. Introduction

Bayesian optimization (BO) is an iterative, learning-based, gradient-free, and global optimization method which gained attention in recent years. The method involves learning a probabilistic surrogate model of an arbitrary objective function in order to optimize it, while requiring minor assumptions. The utilization of Gaussian processes (GP) allows to include prior knowledge of the objective which makes the procedure very suitable for expensive to evaluate functions and robust to noisy observations. Enhanced sample efficiency can be achieved by incorporating reduced models of the objective function into the optimization process, as demonstrated in a proof-of-principle study by Ferran Pousa et al. (2023); Letham and Bakshy (2019). The key tool, multi-task Gaussian process prediction, was initially presented in Bonilla et al. (2007). This approach utilizes correlation matrices to depict the influence between various tasks, learned from available data. Subsequently, Swersky et al. (2013) introduced the first multi-task Bayesian optimization algorithm, where its superior efficiency was highlighted. The key idea revolves around incorporating extra models of the actual function, allowing the prediction of the real function (main task) to be estimated by evaluating the model functions (supplementary tasks) when there exists some correlation. Since evaluating

1. <https://github.com/TUHH-ICS/2024-code-L4DC-Safe-Multi-Task-Bayesian-Optimization>

the model functions is significantly more cost-effective in practice, the optimization process can be accelerated considerably, depending upon the fidelity of the supplementary tasks.

Many real-world optimization problems require the consideration of constraints to avoid the evaluation of inputs which invoke undesirable effects, e.g., damaging the system. Often, these constraints are also unknown and need to be learned online. A widely known approach, which can guarantee safeness theoretically, is `SafeOpt` introduced by Sui et al. (2015). In this study, uniform error bounds for Gaussian processes were established by scaling the posterior standard deviation. Typically, these bounds are of probabilistic nature, meaning they hold with high probability. Recently, several additional methodologies have been developed in this area, such as the work by Lederer et al. (2019); Sun et al. (2021). However, all these approaches assume that the complexity of the Gaussian process aligns perfectly with the objective, implying that the kernel hyperparameters are known, which, from a practical standpoint, is often not the case. This aspect is particularly crucial, especially in the context of a multi-task setting, wherein the main task is biased by the supplementary tasks. Capone et al. (2022) introduced a method to address this issue by establishing robust bounds on hyperparameters through a Bayesian framework (c.f. Section 2.1). However, these results are not applicable for a multi-task setting.

**Contribution** Our primary contribution involves introducing a Bayesian optimization algorithm designed to ensure safe optimization of a system while incorporating measurements from various tasks. This is achieved by extending the outcomes of Capone et al. (2022) to a multi-task setting with Lemma 2 and Lemma 3. To the best of our knowledge, this is the first robustly safe Bayesian optimization algorithm in a multi-task setting. Furthermore, we emphasize the significance of our proposal by a benchmark to other state-of-the-art Bayesian optimization methods.

## 2. Fundamentals

In Bayesian optimization, Gaussian processes are used to model an unknown objective function  $f : \mathcal{X} \rightarrow \mathbb{R}$ , where the domain  $\mathcal{X} \subseteq \mathbb{R}^d$  is a compact set of input parameters. In general,  $f$  is non-convex and learned online by evaluating the function at some inputs  $\mathbf{x} \in \mathcal{X}$ . The function values themselves are not accessible, rather noisy observations are made. This behavior can be modeled by additive Gaussian noise  $\epsilon \sim \mathcal{N}(0, \sigma_n^2)$ , i.e.,

$$y = f(\mathbf{x}) + \epsilon, \quad (1)$$

where  $y$  is the measured value and  $\sigma_n^2$  denotes the noise variance. Furthermore, we assume to have a set of observations by  $\mathcal{O} := \{(\mathbf{x}_k, y_k), k = 1, \dots, n\}$  which is composed of the evaluated inputs combined with the corresponding observations. This set can be considered as training set. A more compact notation of all inputs of  $\mathcal{O}$  is given by the matrix  $X = [\mathbf{x}_1, \dots, \mathbf{x}_n]^T$  and of all observations by the vector  $\mathbf{y} = [y_1, \dots, y_n]^T$ . With this data set, the Gaussian process creates a probabilistic model to predict  $f(\mathbf{x})$ . These predictions serve as inputs for an acquisition function  $\alpha(\cdot)$ , which identifies new promising inputs likely to minimize the objective. A common choice is expected improvement (EI) as initially described in Jones et al. (1998).

### 2.1. Gaussian Processes

A Gaussian process is fully defined by a mean function  $m(\mathbf{x})$  and a kernel  $k(\mathbf{x}, \mathbf{x}')$ . The function values  $f(\mathbf{x})$  are modeled by normal distributions and the kernel determines the dependency between

function values at different inputs

$$\text{cov}(f(\mathbf{x}), f(\mathbf{x}')) = k(\mathbf{x}, \mathbf{x}'). \quad (2)$$

Commonly used kernels are the spectral mixture, Matérn or squared exponential kernel, where the latter is defined as

$$k_{\text{SE}}(\mathbf{x}, \mathbf{x}') = \sigma_f^2 \exp\left(-\frac{1}{2}(\mathbf{x} - \mathbf{x}')^T \Delta^{-2}(\mathbf{x} - \mathbf{x}')\right) \quad (3)$$

with  $\Delta = \text{diag}(\boldsymbol{\vartheta}) = \text{diag}([\vartheta_1, \dots, \vartheta_d]^T)$ . The signal variance  $\sigma_f^2$ , the lengthscales  $\boldsymbol{\vartheta}$  and the noise variance  $\sigma_n^2$  constitute the hyperparameters, allowing for the adjustment of the kernel function. For a more compact notation, we define the tuple of hyperparameters by  $\boldsymbol{\theta} = (\sigma_f^2, \boldsymbol{\vartheta}, \sigma_n^2)$ .

Given the set of observations, the Gaussian process is used to predict the function values  $f_* \triangleq f(\mathbf{x}_*)$  at unobserved test points  $\mathbf{x}_* \in \mathcal{X}$  by determining the posterior distribution  $p(f_* | X, \mathbf{y}) = \mathcal{N}(\mu(\mathbf{x}_*), \sigma^2(\mathbf{x}_*))$ . As shown in Williams and Rasmussen (2006) the posterior distribution is Gaussian given by

$$\begin{aligned} \mu_{\boldsymbol{\theta}}(\mathbf{x}_*) &= K_{\boldsymbol{\theta}}(\mathbf{x}_*, X) (K_{\boldsymbol{\theta}} + \sigma_n^2 I)^{-1} \mathbf{y} \\ \sigma^2(\mathbf{x}_*) &= K_{\boldsymbol{\theta},*} - K_{\boldsymbol{\theta}}(\mathbf{x}_*, X) (K_{\boldsymbol{\theta}} + \sigma_n^2 I)^{-1} K_{\boldsymbol{\theta}}(X, \mathbf{x}_*), \end{aligned}$$

where  $K_{\boldsymbol{\theta}} = K_{\boldsymbol{\theta}}(X, X)$  and  $K_{\boldsymbol{\theta},*} = K_{\boldsymbol{\theta}}(\mathbf{x}_*, \mathbf{x}_*)$  are the Gram matrices of the training and test data, respectively.

#### LEARNING HYPERPARAMETERS

The selection of hyperparameters is a challenging task due to their substantial impact on the predictive distribution. If selected inaccurately, the predictions do not agree with the true function and safeness conditions may not hold. The most common method is to select the hyperparameters such that the log marginal likelihood (4) is maximized, which provides a good trade-off between function complexity and accuracy with respect to the data, given by

$$\log p(\mathbf{y} | X, \boldsymbol{\theta}) = -\frac{1}{2} \log |\tilde{K}_{\boldsymbol{\theta}}| - \frac{N}{2} \log(2\pi) - \frac{1}{2} \mathbf{y}^T \tilde{K}_{\boldsymbol{\theta}}^{-1} \mathbf{y} \quad (4)$$

with  $\tilde{K}_{\boldsymbol{\theta}} = K_{\boldsymbol{\theta}} + \sigma_n^2 I$ . The maximization can be carried out efficiently using gradient based methods. However, the log marginal likelihood is not convex in most cases which makes global optimization challenging. It is commonly assumed that the initial hyperparameters are proximate to the global optimum. In scenarios with limited information about the underlying objective, selecting suitable hyperparameters becomes exceptionally difficult. Consequently, the optimization process may become trapped in a local optimum (Williams and Rasmussen (2006)).

An advanced strategy was introduced by Capone et al. (2022). Here, the authors consider the lengthscales in a single-task setting and perform model selection in a Bayesian sense. The idea is to replace the deterministically chosen initial lengthscales  $\boldsymbol{\vartheta} \in \mathbb{R}^d$  by a prior distribution  $p(\boldsymbol{\vartheta})$ . Then, for a given data set  $\mathcal{O} = \{X, \mathbf{y}\}$  the posterior distribution of the lengthscales can be computed by applying Bayes rule

$$p(\boldsymbol{\vartheta} | X, \mathbf{y}) = \frac{p(\mathbf{y} | X, \boldsymbol{\vartheta}) p(\boldsymbol{\vartheta})}{p(\mathbf{y} | X)}. \quad (5)$$

Note that computing (5) analytically is not tractable in general, however, one can use approximations such as Laplace approximation or Markov chain Monte Carlo (MCMC) methods to estimate the posterior. Considering the posterior distribution rather than deterministic values offers the opportunity to establish robust probability bounds wherein the majority of the probability mass lies:

$$P_\delta = \left\{ (\boldsymbol{\vartheta}', \boldsymbol{\vartheta}'') \in \Theta^2 \left| \int_{\boldsymbol{\vartheta}' \leq \boldsymbol{\vartheta} \leq \boldsymbol{\vartheta}''} p(\boldsymbol{\vartheta} | X, \mathbf{y}) d\boldsymbol{\vartheta} \geq 1 - \delta \right. \right\}, \quad (6)$$

where  $1 - \delta$  is the confidence interval with  $\delta \in (0, 1)$ . Drawing samples from the posterior distribution will likely yield samples falling within the interval  $[\boldsymbol{\vartheta}', \boldsymbol{\vartheta}'']$ . After estimating the ranges, one can apply Lemma 3.3 and Theorem 3.5 from Capone et al. (2022) to obtain the new scaling factor

$$\bar{\beta} = \gamma^2 \left( \max_{\boldsymbol{\vartheta}' \leq \boldsymbol{\vartheta} \leq \boldsymbol{\vartheta}''} \beta^{\frac{1}{2}}(\boldsymbol{\vartheta}) + \frac{2 \|\mathbf{y}\|_2}{\sigma_n} \right)^2, \quad (7)$$

with  $\gamma^2 = \prod_{i=1}^d \frac{\vartheta''_i}{\vartheta'_i}$ , that guarantees with probability  $(1 - \delta)(1 - \rho)$  that

$$|f(\mathbf{x}) - \mu_{\boldsymbol{\vartheta}_0}(\mathbf{x})| \leq \bar{\beta}^{\frac{1}{2}} \sigma_{\boldsymbol{\vartheta}'}(\mathbf{x}), \forall \mathbf{x} \in \mathcal{X}.$$

## 2.2. Multi-Task Gaussian Processes

So far, only scalar functions are considered, which is different from our setting. Since we want to include simulator observations, the GP needs to be extended to model vector-valued functions  $\mathbf{f} = [f_1, \dots, f_u] : \mathcal{X} \rightarrow \mathbb{R}^u$ . To tackle inter-function correlations, the covariance function from (2) is extended by additional task inputs, i.e.,  $k((\mathbf{x}, t), (\mathbf{x}', t')) = \text{cov}(f_t(\mathbf{x}), f_{t'}(\mathbf{x}'))$  where  $t, t' \in \{1, \dots, u\}$  denote the task indices and  $u$  is the total number of information sources. If the kernel can be separated into a task-depending  $k_t$  and an input-depending kernel  $k_x$ , i.e.,  $k((\mathbf{x}, t), (\mathbf{x}', t')) = k_t(t, t') k_x(\mathbf{x}, \mathbf{x}')$ , then the kernel is called separable which is used in most literature, e.g., Bonilla et al. (2007); Letham and Bakshy (2019); Swersky et al. (2013). Typically, this is represented by the intrinsic coregionalization model (ICM) (Álvarez and Lawrence (2011)), in which  $k_x$  measures the dependency in the input space, while  $k_t$  measures the dependency between tasks.

Since the task indices are integers and independent of the inputs, the task covariance function is usually substituted by constants  $\sigma_{t,t'}^2$  which are treated as additional hyperparameters. Hence, defining the correlation matrix  $\Sigma = [\sigma_{t,t'}^2]_{t,t'=1}^u$ , we have  $\Sigma k(\mathbf{x}, \mathbf{x}') = \text{cov}(\mathbf{f}(\mathbf{x}), \mathbf{f}(\mathbf{x}'))$  which denotes the multi-task kernel. In our setting it is reasonable to assume positive correlation between tasks solely. Moreover, it is assumed that for each task there exists a data set  $\mathcal{O}_i$  which are stacked into a global set  $\mathcal{O} := \{\mathbf{X}, \tilde{\mathbf{y}}\}$ , where  $\mathbf{X} = [X_1^T, \dots, X_u^T]^T$  and  $\tilde{\mathbf{y}} = [\mathbf{y}_1^T, \dots, \mathbf{y}_u^T]^T$ . Then, the Gram matrix is given by

$$\mathbf{K}_\Sigma = \mathbf{K}_\Sigma(\mathbf{X}, \mathbf{X}) = \begin{bmatrix} \sigma_{1,1}^2 K_{1,1} & \dots & \sigma_{1,u}^2 K_{1,u} \\ \vdots & \ddots & \vdots \\ \sigma_{u,1}^2 K_{u,1} & \dots & \sigma_{u,u}^2 K_{u,u} \end{bmatrix},$$

where  $K_{t,t'}$  are Gram matrices using data sources  $t$  and  $t'$ . For notational reasons, we neglect  $\boldsymbol{\theta}$  to denote the dependency of the Gram matrices on the remaining hyperparameters, which are

equivalent for all tasks. Note that if the covariance entries are zero, i.e.,  $\sigma_{t,t'} = 0, \forall t \neq t'$ , the off-diagonal blocks of  $\mathbf{K}_\Sigma$  are zero which means that all information sources are independent and can be divided into  $u$  separate Gaussian processes. To perform inference in the multi-task setting, one simply needs to substitute the single-task Gram matrix  $\mathbf{K}$  and measurements  $\mathbf{y}$  by their multi-task equivalents  $\mathbf{K}_\Sigma$  and  $\tilde{\mathbf{y}}$ .

### 3. Extension of Uniform Error Bounds for Unknown Source Correlation

Now, we introduce an extension of the uniform error bounds for unknown hyperparameters. We consider the correlation matrix  $\Sigma \in \mathcal{C}$  to be the only uncertain hyperparameter and  $\mathcal{C} \subset \mathbb{R}^{u \times u}$  to be the set of all positive definite correlation matrices, where  $u$  denotes the number of sources. By definition, this type of matrices are real and symmetric. In addition, we introduce  $\mathbb{P}(\cdot) : \mathbb{R}^u \rightarrow [0, 1]$  to denote the Gaussian measure. The results presented in this section and in [Capone et al. \(2022\)](#) can be combined to consider also the uncertainty of the lengthscales.

Without any assumptions about  $\mathbf{f}$ , defining safety guarantees is a hopeless task. Therefore, we make the following assumption:

**Assumption 1** *The function  $\mathbf{f}(\cdot)$  is a sample of a Gaussian process with multi-task kernel  $\Sigma k(\cdot, \cdot) : \mathcal{X} \times \mathcal{X} \rightarrow \mathbb{R}^{u \times u}$  and hyperprior  $p(\Sigma)$  of positive definite correlation matrices.*

This assumption allows us to model  $\mathbf{f}$  as a sample from a Gaussian process equipped with the respective kernel and hyper prior. If a base kernel  $k(\cdot, \cdot)$  is selected that satisfy the universal approximation property ([Micchelli et al. \(2006\)](#)), then the multi-task kernel  $\Sigma k(\cdot, \cdot)$  also satisfies the universal approximation property ([Caponnetto et al. \(2008\)](#)) which makes the assumption none restrictive.

In addition, we assume that there exists a known scaling function  $\beta : \mathcal{C} \rightarrow \mathbb{R}^+$  such that

$$\mathbb{P} \left( |\mathbf{f}(\mathbf{x}) - \boldsymbol{\mu}_\Sigma(\mathbf{x})| \leq \beta^{\frac{1}{2}}(\Sigma) \boldsymbol{\sigma}_\Sigma(\mathbf{x}), \quad \forall \mathbf{x} \in \mathcal{X} \right) \geq 1 - \rho, \quad (8)$$

equivalently to Assumption 3.2 in [Capone et al. \(2022\)](#). There exists different methods to define the scaling functions, e.g., [Sui et al. \(2015\)](#); [Sun et al. \(2021\)](#); [Lederer et al. \(2019\)](#). If the input space  $\mathcal{X}$  has finite cardinality,  $\beta$  is constant and independent of the hyperparameters ([Srinivas et al. \(2010\)](#)). In (6), the posterior probability density function is integrated over the interval from  $\boldsymbol{\vartheta}'$  to  $\boldsymbol{\vartheta}''$  which is selected such that some confidence is included. First, we need to define a relation for  $\mathcal{C}$  to be able to order the members of the set. Therefore, the function  $h(\Sigma_1, \Sigma_2) = \max \text{eig} \Sigma_1^{-1} \Sigma_2$  is introduced which maps two correlation matrices into the positive reals. The reason for selecting this function follows from the definition of the error bounds in Lemma 2. Using  $h(\cdot, \cdot)$  we define the set

$$\mathcal{C}_{\Sigma', \Sigma''} = \{\Sigma \in \mathcal{C} | h(\Sigma', \Sigma) \leq h(\Sigma', \Sigma'')\}, \quad (9)$$

which is a subset of  $\mathcal{C}$  and comprises all correlation matrices that have a smaller value in  $h$  than two selected  $(\Sigma', \Sigma'')$ . Now we are able to define a set of bounding correlation matrices by

$$\mathcal{C}_\delta = \left\{ (\Sigma', \Sigma'') \in \mathcal{C}^2 \left| \int_{\mathcal{C}_{\Sigma', \Sigma''}} p(\Sigma | \mathbf{X}, \tilde{\mathbf{y}}) d\Sigma \geq 1 - \delta \right. \right\}.$$

In words, we are searching for a bound  $\Sigma', \Sigma''$  such that their corresponding set  $\mathcal{C}_{\Sigma', \Sigma''}$  comprises enough members that establish a predefined confidence region on the posterior. After identifying

a matching pair of bounds we are able to modify the scaling function  $\beta(\cdot)$  such that safeness for the uncertain hyperparameters can be guaranteed. Our extension is summarized in the following results.

**Lemma 2** *Let  $\sigma_{\Sigma'}(\mathbf{x}), \sigma_{\Sigma}(\mathbf{x})$  be the posterior variance conditioned on the data  $\mathcal{O}$  with different correlation matrices  $\Sigma', \Sigma'' \in \mathcal{C}_\delta$ ,  $\Sigma \in \mathcal{C}_{\Sigma', \Sigma''}$ , and let  $\gamma^2 \geq h(\Sigma', \Sigma'')$ . Then*

$$\gamma^2 \sigma_{\Sigma'}(\mathbf{x}) \geq \sigma_{\Sigma}(\mathbf{x}), \quad \forall \mathbf{x} \in \mathcal{X}, \forall \Sigma \in \mathcal{C}_{\Sigma', \Sigma''}.$$

**Proof** See Appendix A. ■

Lemma 2 bounds the posterior variance for all correlation matrices in the set  $\mathcal{C}_{\Sigma', \Sigma''}$ . However, bounding the posterior variance solely is not sufficient since the error bounds also depend on the posterior mean. This is addressed in the following Lemma 3.

**Lemma 3** *Let  $\mu$  be a member of the reproducing kernel Hilbert space (RKHS)  $\mathcal{H}''$  with kernel  $K''(\mathbf{x}, \mathbf{x}') = \Sigma'' k(\mathbf{x}, \mathbf{x}')$ , and let  $\mathcal{H}'$  be an RKHS with kernel  $K'(\mathbf{x}, \mathbf{x}') = \Sigma' k(\mathbf{x}, \mathbf{x}')$ . Then with  $\lambda^2 \geq h(\Sigma'', \Sigma')$  it follows*

$$\lambda^2 \|\mu\|_{K'}^2 \geq \|\mu\|_{K''}^2.$$

**Proof** See Appendix B. ■

Lemma 3 is used to bound the posterior mean in different RKHS. In contrast to the unknown function  $\mathbf{f}$  which is not restricted to the RKHS as stated in Assumption 1, the posterior mean is a member of the RKHS since  $\mu(\mathbf{x}_*) = \langle \alpha, K(\mathbf{x}_*, \cdot) \rangle_K$  with  $\alpha = (\mathbf{K}_\Sigma + \sigma_n^2 I)^{-1} \tilde{\mathbf{y}}$ . With the two intermediate results robust error bounds in the multi-task setting can be specified as summarized in Theorem 4.

**Theorem 4** *Let Assumption 1 hold, and assume there exists a scaling function  $\beta(\cdot)$  and a failure probability  $\rho$  which are known such that (8) holds. Let  $(\Sigma', \Sigma'') \in \mathcal{C}_\delta$  with posterior of hyperparameters  $p(\Sigma | \mathbf{X}, \tilde{\mathbf{y}})$ , let  $\sigma_{\Sigma'}$  be the posterior variance and  $\mu_{\Sigma_0}$  the posterior mean obtained with correlation matrices  $\Sigma'$  and  $\Sigma_0 \in \mathcal{C}_{\Sigma', \Sigma''}$ , respectively, and select  $\gamma^2 \geq h(\Sigma', \Sigma'')$  and  $\lambda^2 \geq \max_{\Sigma \in \mathcal{C}_{\Sigma', \Sigma''}} h(\Sigma'', \Sigma)$ . Then with*

$$\bar{\beta} = \left( \lambda \frac{2 \|\tilde{\mathbf{y}}\|_2}{\sigma_n} + \gamma \max_{\Sigma \in \mathcal{C}_{\Sigma', \Sigma''}} \beta^{\frac{1}{2}}(\Sigma) \right)^2$$

we have

$$\mathbb{P} \left( |\mathbf{f}(\mathbf{x}) - \mu_{\Sigma_0}(\mathbf{x})| \leq \bar{\beta}^{\frac{1}{2}} \sigma_{\Sigma'}, \quad \forall \mathbf{x} \in \mathcal{X} \right) \geq (1 - \delta)(1 - \rho).$$

**Proof** The result can be obtained by following the same steps as in Theorem 3.7 in Capone et al. (2022) where the scaling parameter  $\gamma$  from Lemma 2 replaces Lemma 3.3, and  $\lambda$  from Lemma 3 replaces Lemma A.7 in Capone et al. (2022). We take the maximum  $\lambda$  over the set  $\mathcal{C}_{\Sigma', \Sigma''}$  to ensure

safeness for every  $\Sigma_0 \in \mathcal{C}_{\Sigma', \Sigma''}$ . For  $\gamma$  this follows immediately from the definition of the set  $\mathcal{C}_{\Sigma', \Sigma''}$  in (9). ■

The correlation bounds  $(\Sigma', \Sigma'')$  and scaling parameters  $\gamma, \lambda$  can be computed numerically, for example, via comparing samples from the hyperparameter posterior which can be generated with MCMC methods. In general, the computational cost of inverting correlation matrices is lower when compared to computing the posterior distribution of a Gaussian process, as these matrices are notably smaller than the Gram matrix. The highest time consumption comes from generating posterior samples. Especially in later stages of the optimization, MCMC methods are slowed down, due to the high number of observations. Alternatives to overcome this issue may be approximation methods like Laplace approximation. It is part of our future research how these methods can be efficiently included.

#### 4. Safe Multi-Task Bayesian Optimization

In this section, we introduce the proposed Bayesian optimization algorithm. In safe Bayesian optimization, the goal is to minimize a multi-output objective  $\mathbf{f}(\mathbf{x})$  while including constraints  $\mathbf{g}(\mathbf{x})$  for each  $f_i(\mathbf{x})$ , i.e.,  $\min_{\mathbf{x} \in \mathcal{X}} \mathbf{f}(\mathbf{x})$  s. t.  $\mathbf{g}(\mathbf{x}) \geq 0$ . Frequently  $\mathbf{g}(\mathbf{x}) = T - \mathbf{f}(\mathbf{x})$ , where  $T$  is a safety threshold. This means  $\mathbf{f}(\mathbf{x})$  should be minimized without assessing inputs that result in function values exceeding  $T$ . Nonetheless, all the results are applicable to arbitrarily constraints that fulfill Assumption 1. Moreover, it is necessary to possess information regarding an initial safe set, denoted as  $\mathcal{S}_0$  which comprises at least one input that fulfills the constraints. This assumption is widespread, as asserted by Kirschner et al. (2019); Sui et al. (2015), even in practical scenarios where an initial estimation is typically provided. Note that since  $\mathbf{f}(\mathbf{x})$  is unknown also  $\mathbf{g}(\mathbf{x})$  is unknown according to our definition of the constraints and needs to be learned online. This means that only stochastic statements can be made about satisfying the constraints. Similarly to SafeOpt-MC in Berkenkamp et al. (2021), the safe set is defined to be  $\mathcal{S} := \cap_{i=1}^u \{\mathbf{x} \in \mathcal{X} | \mu_{\Sigma', i}(\mathbf{x}) + \bar{\beta}^{\frac{1}{2}} \sigma_{\Sigma', i}(\mathbf{x}) \leq T\}$ , which includes inputs where the constraints are fulfilled with high probability according to Theorem 4. Starting from the initial safe set, the domain is explored to find the minimum. There exist various approaches to conduct this optimization, in Berkenkamp et al. (2016) the most uncertain points in  $\mathcal{S}$  are repetitively evaluated. In Sui et al. (2018) and Lübsen et al. (2023), the exploration and exploitation phases are separated, meaning that the algorithm first focuses on expanding  $\mathcal{S}$  and then on optimization. The commonality among all methods is their requirement for numerous evaluations of the objective function. This can be reduced by including simulations of the objective into the optimization.

Figure 1 compares the safe region of the naive single-task optimization (a) with the multi-task setting where a low fidelity (b) and a high fidelity model (c) are considered. The fidelity of a model is reflected in the correlation matrix, the higher the agreement of model and the reality, the higher the information quality of the function value. Figure 1 (b) shows that even small correlations extend the safe set.

Our proposed method is summarized in Algorithm 1. We start with an initial safe set, a scaling function  $\beta(\cdot)$  and a GP equipped with an appropriate hyperprior that reflects our guess about the hyperparameter. In the loop, posterior samples are generated and collected in the set  $\mathcal{P}$ . The samples allow to approximate the robust scaling parameter from Theorem 4. In addition,  $\Sigma'$  is loaded into the GP model. Then, the predictive distribution is used by an acquisition function to identify promising



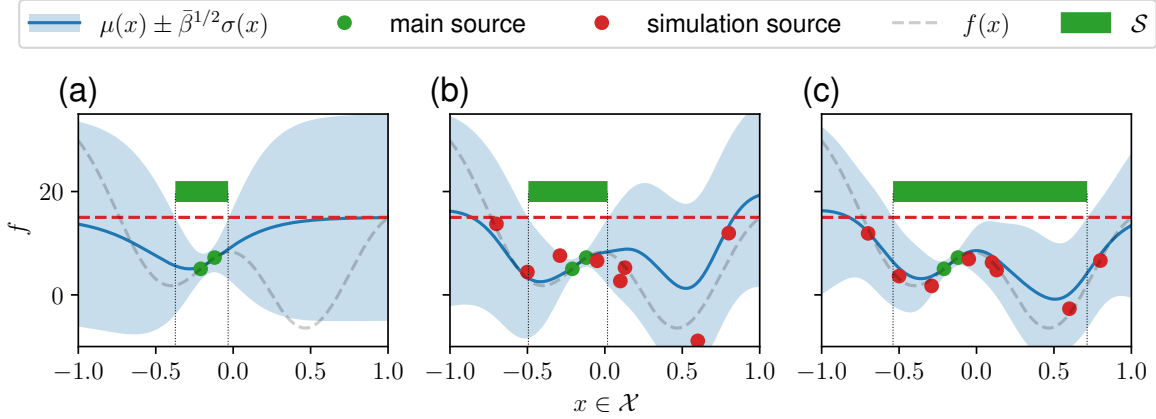


Figure 1: Overview of different safe Bayesian optimization settings with safety threshold  $T$  denoted by “- - -”. (a) shows the single-task setting, where no simulation samples are considered and the safe region is the smallest. (b) visualizes the multi-task setting with slight correlation and (c) with high correlation. The multi-task setting increases the safe region in both cases.

---

**Algorithm 1: Safe Multi-Source Bayesian Optimization (SaMSBO)**


---

**Input:** Initial safe set  $S_0$ , multi-task Gaussian process model  $\mathcal{GP}$  with hyperpriors  $p(\Sigma)$ , scaling function  $\beta(\cdot)$

**Output:**  $x_{\text{opt}}$

**while** *termination condition not true* **do**

$\mathcal{P} \leftarrow \text{MCMC}(\mathcal{GP}, p(\Sigma))$  // generate samples via MCMC methods

$\bar{\beta}^{1/2} \leftarrow \mathcal{P}, \mathcal{GP} \leftarrow \Sigma'$  // Determine  $\bar{\beta}$  from samples according to Theorem 4

    // load  $\Sigma'$  into GP

$\mathcal{GP}, \mathcal{O} \leftarrow \text{BO}(\mathcal{GP})$  // Perform BO step for all tasks and update GP model

**end**

$x_{\text{opt}} \leftarrow \arg \min \mathcal{O}$  // return best main task solution

---

inputs at which the objective functions are evaluated, and both the GP model and the data set are updated. Finally, after the loop is terminated, the best input of the main task is returned.

## 5. Simulation Results

In this section we demonstrate our proposed algorithm in simulation. The considered plant models the laser based synchronization (LbSync) system (Schulz et al. (2015)) at European XFEL, akin to the system employed in LübSEN et al. (2023) and depicted in Figure 2. The difference lies in the fact that all models  $G$  represent the same laser models in this scenario, in other words,  $G_i = G_j, \forall i, j = 1, \dots, N$ . The filter models  $F_r$  and  $F_{1:N}$  colorize the white Gaussian noise inputs  $w_{1:N+1}$  to model environmental disturbances, e.g., vibrations, temperature changes and humidity. Throughout the optimization procedures, we operate under the assumption that, alongside



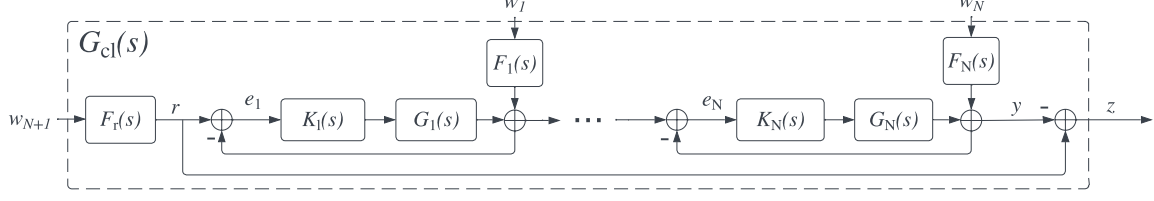


Figure 2: Illustration of the interconnected system. The blocks  $F_r$  and  $F_i, i = 1, \dots, N$  denote disturbance filters which colorize the white noise inputs  $w_j, j = 1, \dots, N + 1$ .  $G_i$  denote the laser plants and  $K_i$  PI controllers for each subsystem.

the main task, there exist two supplementary tasks of information that simulate the main task, i.e.,  $\mathbf{f}(\mathbf{x}) = [f_1(\mathbf{x}), f_2(\mathbf{x}), f_3(\mathbf{x})]^T$  where  $f_1(\mathbf{x})$  is the main task. To mimic the gap between simulation and reality, the main task uses nominal models and supplementary tasks are disturbed. Here, the uncertainty is assumed to lie in the filter models because the laser model can be precisely identified and varies slowly over time, while disturbance sources change more frequently. Furthermore, safety needs to be preserved for the main task only because the supplementary tasks are simulations, i.e.,  $\mathbf{g}(\mathbf{x}) = [T - f_1(\mathbf{x}), 0, 0]^T$ , where  $T = 30$ . Hence, evaluating unsafe regions will not damage the system, rather, this can help to estimate the feasible region. The goal is to minimize the root mean square seminorm of the performance output  $z$  by tuning the PI parameters of the controllers  $K_{i:N}$ . Following Parseval’s Theorem this corresponds to a  $H_2$  minimization of the closed-loop system (Heuer (2018)). Implementations are carried out using GPyTorch (Gardner et al. (2018)) and BoTorch (Balandat et al. (2020)), and MCMC samples are generated with the No-U Turn Sampler algorithm (Hoffman and Gelman (2014)). In addition, a Lewandowski-Kurowicka-Joe distribution (Lewandowski et al. (2009)) is used for prior distribution over correlation matrices, because it easily allows to include prior knowledge about the expected correlation by adjusting the shape factor  $\eta \in (0, \infty)$ . Setting  $\eta < 1$  matrices with higher correlation are favored, while for  $\eta > 1$  low correlation matrices are favored. Note that, the definitions in Lemma 2, 3 provide error bounds to ensure safety along all tasks, while in this setting, only the main task needs to be safe. Therefore, we neglect the influence of the uncertainty of the posterior mean in Theorem 4, i.e.,  $\lambda^2 = 0$ , to avoid overly conservative error bounds in the optimization. In addition, we select a constant scaling factor  $\beta = 4$ , which is a common choice in safety critical applications (Berkenkamp et al. (2021); Capone et al. (2022)). Per BO step, one evaluation of the main task and 15 evaluations of the supplementary tasks are taken.

Figure 3 summarizes the benchmark results. In (a), the robustness of the algorithm is investigated, where the supplementary tasks are constructed with disturbed filter transfer functions. The disturbances are generated by sampling from a uniform distribution with magnitude according to the line color in the legend. A  $\pm 10\%$  variation signifies that the state space model values can fluctuate by up to 10% (in both directions) from their nominal values. (a) displays the average of the best observation from 20 instances of the optimization. For each instance, the filter models disturbances are resampled. Clearly, the number of observations increase with the uncertainty of the supplementary tasks because the optimal solutions among the tasks may not perfectly match. Nevertheless, the optimal solutions are found for all uncertainties. In (b) the initial points are changing and the models are fix across the iterations. Additionally, the outcomes obtained by applying a Safe BO

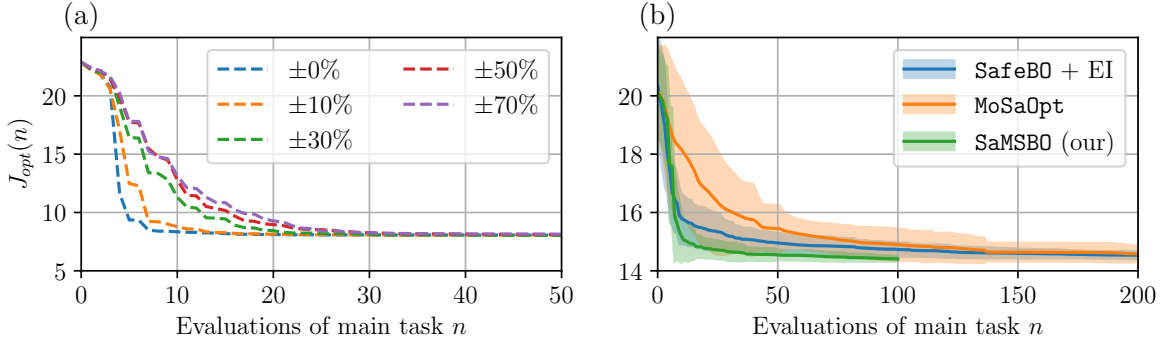


Figure 3: (a) shows the performance of SaMSBO by tuning a chain for  $N = 2$  lasers, where the extra tasks have disturbed filter transfer functions. The line colors indicate the range of the disturbance. (b) shows the performance of different BO algorithms applied on a chain with  $N = 5$  lasers. In this trial the filter disturbance lies in the range  $\pm 10\%$ .

algorithm, similar to SafeOpt (Sui et al. (2015)) but with EI acquisition function, and MoSaOpt, a line search method from Lübsen et al. (2023), are plotted. The mean values are denoted by the lines and the shaded area represents the standard deviation. SaMSBO outperforms both regarding solution quality and sample efficiency of the main task.

## 6. Conclusion and Outlook

We proposed the first robustly safe Bayesian optimization algorithm in a multi-task setting. We theoretically derived bounds that guarantee safeness for unknown correlation hyperparameters with high probability. Moreover, the proposed algorithm was benchmarked against other state-of-the-art methods in simulation. SaMSBO demonstrated superior solution quality and sample efficiency, ultimately achieving the most favorable convergence rate. However, one drawback is the doubled computation time per iteration, due to the MCMC approximation of the hyper posterior, especially in later stages of the algorithm. Nevertheless, based on the simulation results, the total optimization time is still significantly reduced overall.

In the future, numerous aspects can be enhanced. Primarily, including an efficient exploration technique of the safe set is crucial, particularly in high-dimensional scenarios where the numerical techniques utilized in Berkenkamp et al. (2016); Sui et al. (2015) become intractable. An approach to tackle this challenge is to perform a line search until the boundary of the safe set is reached. Another approach has been introduced by Zagorowska et al. (2023), wherein exploration is reformulated as an optimization problem which can be efficiently solved even for high-dimensional problems. Furthermore, the employed ICM can be replaced by the more general linear model of coreginalization (Álvarez and Lawrence (2011)), and by using the sum properties of RKHS (Berlinet and Thomas-Agnan (2004)), the results can be further generalized. Finally, our plan involves testing the algorithm in a real environment by optimizing the LbSync system at European XFEL.

## Acknowledgments

We acknowledge support from Deutsches Elektronen-Synchrotron DESY Hamburg, Germany, a member of the Helmholtz Association HGF. © All figures and pictures under a CC BY 4.0 license.

## References

- Mauricio A. Álvarez and Neil D. Lawrence. Computationally efficient convolved multiple output Gaussian processes. *Journal of Machine Learning Research*, 12(41):1459–1500, 2011.
- Maximilian Balandat, Brian Karrer, Daniel R. Jiang, Samuel Daulton, Benjamin Letham, Andrew Gordon Wilson, and Eytan Bakshy. Botorch: A framework for efficient monte-carlo Bayesian optimization. In *Advances in Neural Information Processing Systems* 33, 2020.
- Felix Berkenkamp, Angela P. Schoellig, and Andreas Krause. Safe controller optimization for quadrotors with Gaussian processes. In *IEEE Int. Conf. Robot. Autom (ICRA)*, pages 491–496, 2016.
- Felix Berkenkamp, Andreas Krause, and Angela P. Schoellig. Bayesian optimization with safety constraints: safe and automatic parameter tuning in robotics. *Machine Learning*, 2021. ISSN 1573-0565.
- Alain Berlinet and Christine Thomas-Agnan. *Reproducing Kernel Hilbert Spaces in Probability and Statistics*. Springer US, 2004. doi: 10.1007/978-1-4419-9096-9.
- Edwin V Bonilla, Kian Chai, and Christopher Williams. Multi-task Gaussian process prediction. In *Advances in Neural Information Processing Systems*, volume 20. Curran Associates, Inc., 2007.
- Alexandre Capone, Armin Lederer, and Sandra Hirche. Gaussian process uniform error bounds with unknown hyperparameters for safety-critical applications. In *Proceedings of the 39th International Conference on Machine Learning*, 2022.
- Andrea Caponnetto, Charles A. Micchelli, Massimiliano Pontil, and Yiming Ying. Universal multi-task kernels. *Journal of Machine Learning Research*, 9(52):1615–1646, 2008.
- A. Ferran Pousa, S. Jalas, M. Kirchen, A. Martinez de la Ossa, M. Thévenet, S. Hudson, J. Larson, A. Huebl, J.-L. Vay, and R. Lehe. Bayesian optimization of laser-plasma accelerators assisted by reduced physical models. *Phys. Rev. Accel. Beams*, 26:084601, Aug 2023. doi: 10.1103/PhysRevAccelBeams.26.084601.
- Jacob R Gardner, Geoff Pleiss, David Bindel, Kilian Q Weinberger, and Andrew Gordon Wilson. Gpytorch: Blackbox matrix-matrix Gaussian process inference with gpu acceleration. In *Advances in Neural Information Processing Systems*, 2018.
- Michael Heuer. *Identification and control of the laser-based synchronization system for the European X-ray Free Electron Laser*. Doctoral dissertation, Technische Universität Hamburg-Harburg, 2018.
- Matthew D. Hoffman and Andrew Gelman. The no-u-turn sampler: adaptively setting path lengths in Hamiltonian Monte Carlo. *J. Mach. Learn. Res.*, pages 1–30, 2014.

- Roger A. Horn. *Matrix analysis*. Cambridge University Press, New York, NY, second edition, corrected reprint edition, 2017. ISBN 9780521548236.
- Donald R. Jones, Matthias Schonlau, and William J. Welch. Efficient global optimization of expensive black-box functions. *Journal of Global Optimization*, 13(4):455–492, Dec 1998. ISSN 1573-2916.
- Johannes Kirschner, Mojmir Mutny, Nicole Hiller, Rasmus Ischebeck, and Andreas Krause. Adaptive and safe Bayesian optimization in high dimensions via one-dimensional subspaces. In *36th Int. Conf. Mach. Learn. (ICML)*, pages 3429–3438, 2019.
- Armin Lederer, Jonas Umlauft, and Sandra Hirche. Uniform error bounds for Gaussian process regression with application to safe control. In *Advances in Neural Information Processing Systems*, page 659–669, June 2019.
- Benjamin Letham and Eytan Bakshy. Bayesian optimization for policy search via online-offline experimentation. *J. Mach. Learn. Res.*, pages 593–1623, 2019.
- Daniel Lewandowski, Dorota Kurowicka, and Harry Joe. Generating random correlation matrices based on vines and extended onion method. *Journal of Multivariate Analysis*, 100(9):1989–2001, 2009. ISSN 0047-259X. doi: <https://doi.org/10.1016/j.jmva.2009.04.008>.
- Jannis O. Lübsen, Maximilian Schütte, Sebastian Schulz, and Annika Eichler. A safe Bayesian optimization algorithm for tuning the optical synchronization system at European XFEL. In *22th World Congr. Int. Fed. Autom. Control (IFAC)*, 2023.
- Charles A. Micchelli, Yuesheng Xu, and Haizhang Zhang. Universal kernels. *Journal of Machine Learning Research*, 7(95):2651–2667, 2006.
- S Schulz, Ivanka Grguras, C Behrens, Hubertus Bromberger, John Costello, Marie Czwalinna, Matthias Felber, M Hoffmann, M Ilchen, H Liu, Tommaso Mazza, M Meyer, Sven Pfeiffer, Pawel Predki, S Schefer, Christian Schmidt, U Wegner, H. Schlarb, and A Cavalieri. Femtosecond all-optical synchronization of an X-ray free-electron laser. *Nature communications*, 6:5938, 01 2015.
- Niranjan Srinivas, Andreas Krause, Sham Kakade, and Matthias Seeger. Gaussian process optimization in the bandit setting: No regret and experimental design. pages 1015–1022, 07 2010.
- Yanan Sui, Alkis Gotovos, Joel Burdick, and Andreas Krause. Safe exploration for optimization with Gaussian processes. In *32nd Int. Conf. Mach. Learn. (ICML)*, volume 37 of *Proceedings of Machine Learning Research*, pages 997–1005, Lille, France, 07–09 Jul 2015. PMLR.
- Yanan Sui, Vincent Zhuang, Joel W. Burdick, and Yisong Yue. Stagewise safe Bayesian optimization with Gaussian processes. In *35th Int. Conf. Mach. Learn. (ICML)*, 2018.
- Dawei Sun, Mohammad Javad Khojasteh, Shubhanshu Shekhar, and Chuchu Fan. Uncertain-aware safe exploratory planning using Gaussian process and neural control contraction metric. In *Proceedings of the 3rd Conference on Learning for Dynamics and Control*, volume 144 of *Proceedings of Machine Learning Research*, pages 728–741. PMLR, 07 – 08 June 2021.

Kevin Swersky, Jasper Snoek, and Ryan P. Adams. Multi-task Bayesian optimization. In *Advances in Neural Information Processing Systems*, 2013.

Christopher K Williams and Carl Edward Rasmussen. *Gaussian processes for machine learning*, volume 2. MIT press Cambridge, MA, 2006.

Marta Zagorowska, Efe C. Balta, Varsha Behrunani, Alisa Rupenyan, and John Lygeros. Efficient sample selection for safe learning. In *22th World Congr. Int. Fed. Autom. Control (IFAC)*, 2023.

## Appendix A. Proof of Lemma 2

**Lemma 5 (Schur Product Theorem [Horn \(2017\)](#))** For two positive semidefinite matrices  $A, B$  the Hadamard product is positive semidefinite, i.e.,  $A, B \geq 0$  implies  $A \circ B \geq 0$

**Lemma 6** Let  $\Sigma$  denote a matrix of the form

$$\Sigma = \begin{bmatrix} \sigma_{1,1}^2 \mathbb{1}_{N_1} \mathbb{1}_{N_1}^T & \cdots & \sigma_{1,u}^2 \mathbb{1}_{N_1} \mathbb{1}_{N_u}^T \\ \vdots & \ddots & \vdots \\ \sigma_{u,1}^2 \mathbb{1}_{N_u} \mathbb{1}_{N_1}^T & \cdots & \sigma_{u,u}^2 \mathbb{1}_{N_u} \mathbb{1}_{N_u}^T \end{bmatrix}$$

where  $\mathbb{1}_N$  is a column vector of ones with length  $N$ . Then,  $\Sigma$  is positive semidefinite if

$$\begin{bmatrix} \sigma_{1,1}^2 & \cdots & \sigma_{1,u}^2 \\ \vdots & \ddots & \vdots \\ \sigma_{u,1}^2 & \cdots & \sigma_{u,u}^2 \end{bmatrix} \geq 0.$$

**Proof** The singular value decomposition of a vector  $\mathbb{1}_N$  can be written as  $\mathbb{1}_N = UE_1$ . The first column of  $U$  corresponds to a vector of ones scaled to the unit length and the remaining columns are filled with orthonormal vectors. The only nonzero singular value is placed at the top of  $E$  with  $E_1 = \sqrt{N}$  and the remaining entries are zero. Hence, we can rewrite  $\Sigma$  in the form

$$\Sigma = \begin{bmatrix} \sigma_{1,1}^2 U_1 E_1 E_1^T U_1^T & \cdots & \sigma_{1,u}^2 U_1 E_1 E_u^T U_u^T \\ \vdots & \ddots & \vdots \\ \sigma_{u,1}^2 \sigma_{u,1}^2 U_u E_u E_1^T U_1^T & \cdots & \sigma_{u,u}^2 U_u E_u E_u^T U_u^T \end{bmatrix}.$$

Furthermore, by defining  $U = \text{blkdiag}([U_i]_1^u)$ ,  $\Sigma$  can be decomposed, such that

$$UE_\Sigma U^T = U \begin{bmatrix} \begin{bmatrix} \sigma_{1,1}^2 N_{11} & 0 & \cdots & 0 \\ 0 & 0 & \cdots & 0 \\ \vdots & \vdots & \ddots & \vdots \\ 0 & 0 & \cdots & 0 \end{bmatrix} & \cdots & \begin{bmatrix} \sigma_{1,u}^2 N_{u1} & 0 & \cdots & 0 \\ 0 & 0 & \cdots & 0 \\ \vdots & \vdots & \ddots & \vdots \\ 0 & 0 & \cdots & 0 \end{bmatrix} \\ \vdots & \ddots & \vdots \\ \begin{bmatrix} \sigma_{u,1}^2 N_{1u} & 0 & \cdots & 0 \\ 0 & 0 & \cdots & 0 \\ \vdots & \vdots & \ddots & \vdots \\ 0 & 0 & \cdots & 0 \end{bmatrix} & \cdots & \begin{bmatrix} \sigma_{u,u}^2 N_{uu} & 0 & \cdots & 0 \\ 0 & 0 & \cdots & 0 \\ \vdots & \vdots & \ddots & \vdots \\ 0 & 0 & \cdots & 0 \end{bmatrix} \end{bmatrix} U^T,$$

where  $N_{ij} = \sqrt{N_i N_j}$  is the product of the singular values. The nonzero entries  $\mathbf{E}_\Sigma$  are located in row  $r_i = 1 + \sum_{k=1}^{i-1} N_k$ . We define a permutation matrix that swaps the  $i$ th and the  $r_i$ th row, such that

$$P^T \mathbf{E}_\Sigma P = \left[ \begin{array}{ccc|c} \sigma_{1,1}^2 N_{11} & \dots & \sigma_{1,u}^2 N_{1u} & 0 \\ \vdots & \ddots & \vdots & \\ \sigma_{u,1}^2 N_{u1} & \dots & \sigma_{u,u}^2 N_{uu} & \\ \hline & 0 & & 0 \end{array} \right]. \quad (10)$$

Since for every permutation matrix  $P^T = P^{-1}$  (Horn (2017)) (10) is a similarity transformation. We can conclude that  $\Sigma$  is only positive semidefinite if and only if the upper left part of (10) is positive semidefinite.

Observe that the upper left matrix can be reformulated as a Hadamard product

$$T \circ \Sigma = \begin{bmatrix} N_{11} & \dots & N_{1u} \\ \vdots & \ddots & \vdots \\ N_{u1} & \dots & N_{uu} \end{bmatrix} \circ \begin{bmatrix} \sigma_{1,1}^2 & \dots & \sigma_{1,u}^2 \\ \vdots & \ddots & \vdots \\ \sigma_{u,1}^2 & \dots & \sigma_{u,u}^2 \end{bmatrix} \geq 0$$

Using Lemma 5 and observe that  $T$  is always positive semidefinite, we can conclude that  $\Sigma$  need to be positive semidefinite.  $\blacksquare$

Now, with Lemma 5 and Lemma 6 we are able to proof Lemma 2.

**Proof** [Lemma 2] From Lemma A.4 in Capone et al. (2022), we know that it suffices to show that  $\gamma^2 \mathbf{K}_{\Sigma'} \geq \mathbf{K}_\Sigma$  where  $\mathbf{K}_\Sigma, \mathbf{K}_{\Sigma'}$  are the Gram matrices of the adjoint distribution. We assume to have for each of the  $u$  tasks  $N_i$  test and data points. Then the Gram matrix is

$$\mathbf{K}_\Sigma = \begin{bmatrix} \sigma_{1,1}^2 K_{1,1} & \dots & \sigma_{1,u}^2 K_{1,u} \\ \vdots & \ddots & \vdots \\ \sigma_{u,1}^2 K_{u,1} & \dots & \sigma_{u,u}^2 K_{u,u} \end{bmatrix}$$

where the matrices  $K_{i,j} \in \mathbb{R}^{N_i \times N_j}$  and  $\sigma_{i,j}^2$  are scalar. The equation can be rewritten into a Hadamard product

$$\mathbf{K}_\Sigma = \Sigma \circ \bar{\mathbf{K}} = \begin{bmatrix} \Sigma_{1,1} & \dots & \Sigma_{1,u} \\ \vdots & \ddots & \vdots \\ \Sigma_{u,1} & \dots & \Sigma_{u,u} \end{bmatrix} \circ \begin{bmatrix} K_{1,1} & \dots & K_{1,u} \\ \vdots & \ddots & \vdots \\ K_{u,1} & \dots & K_{u,u} \end{bmatrix},$$

where  $\Sigma_{i,j} = \sigma_{i,j} \mathbb{1}_{N_i} \mathbb{1}_{N_j}^T$ . With the decomposition into the Hadamard product we have

$$(\gamma^2 \Sigma' - \Sigma) \circ \bar{\mathbf{K}} \geq 0.$$

With Lemma 5 we preserve positive semidefiniteness if we show that both  $\gamma^2 \Sigma' - \Sigma$  and  $\bar{\mathbf{K}}$  are positive semidefinite. Clearly, this is true by definition for  $\bar{\mathbf{K}}$  as this is the Gram matrix of a covariance function. Hence, it suffices to show that  $\gamma^2 \Sigma' - \Sigma$  is positive semidefinite. Using Lemma 6 this is true if  $\gamma^2 \geq \max \text{eig}(\Sigma'^{-1} \Sigma)$ . By the definition of the set  $\mathcal{C}_{\Sigma', \Sigma''}$  this holds for all  $\Sigma \in \mathcal{C}_{\Sigma', \Sigma''}$  if

$$\gamma^2 \geq h(\Sigma', \Sigma'') = \max \text{eig}(\Sigma'^{-1} \Sigma'').$$

$\blacksquare$

## Appendix B. Proof of Lemma 3

**Proof** [Lemma 3] Note that both RKHS have the same base kernel  $k(\cdot, \cdot)$  and the only difference lies in the multiplication of different correlation matrices. Hence, we need to find a formulation for  $\|\cdot\|_K$  in terms of  $\|\cdot\|_k$ . Let  $\boldsymbol{\mu}(\mathbf{x}) = B \mathbf{u}(\mathbf{x})$ ,  $\boldsymbol{\mu} \in \mathcal{H}_K$  with kernel  $K(\mathbf{x}, \mathbf{x}') = \Sigma k(\mathbf{x}, \mathbf{x}')$  where  $\Sigma = BB^T > 0$ , and latent functions  $\mathbf{u} = [u_i]_{i=1}^u$ ,  $u_i \in \mathcal{H}_k$ , with kernel  $k(\mathbf{x}, \mathbf{x}')$ . First, we are seeking for basis functions in terms of  $k(\cdot, \cdot)$  that construct  $K(\cdot, \cdot)$ . Let  $K(\cdot, \mathbf{x}) = B^T \otimes k(\cdot, \mathbf{x})$ , we have

$$\begin{aligned} K(\mathbf{x}, \mathbf{x}') &= \langle K(\mathbf{x}, \cdot), K(\mathbf{x}', \cdot) \rangle_K = \langle B^T \otimes k(\mathbf{x}, \cdot), B^T \otimes k(\mathbf{x}', \cdot) \rangle_k \\ &= BB^T \otimes k(\mathbf{x}, \mathbf{x}') = \Sigma k(\mathbf{x}, \mathbf{x}'). \end{aligned}$$

After validating the basis functions, we need to find a formulation for  $\boldsymbol{\mu}(\mathbf{x})$  in the space  $\mathcal{H}_K$ . With the reproducing property  $\mathbf{u}(\mathbf{x}) = \langle k(\mathbf{x}, \cdot), \mathbf{u} \rangle_k$ , we have

$$\begin{aligned} \boldsymbol{\mu}(\mathbf{x}) &= B \mathbf{u}(\mathbf{x}) = \langle k(\mathbf{x}, \cdot), \mathbf{u} B^T \rangle_k \\ &= \langle k(\mathbf{x}, \cdot), \boldsymbol{\mu} \rangle_k = \langle \text{vec}(\boldsymbol{\mu}), (B^\dagger)^T B^T \otimes k(\mathbf{x}, \cdot) \rangle_k \\ &= \langle \text{vec}(\boldsymbol{\mu} B^\dagger), B^T \otimes k(\mathbf{x}, \cdot) \rangle_k = \langle \boldsymbol{\mu}, K(\mathbf{x}, \cdot) \rangle_K, \end{aligned}$$

where  $B^\dagger$  is the pseudoinverse of  $B$ . We used here the mixed Kronecker matrix-vector property,  $\text{vec}(ABC^T) = (C \otimes A)\text{vec}(B)$ . Thus, the norm in  $\mathcal{H}_K$  can be rewritten:

$$\begin{aligned} \|\boldsymbol{\mu}\|_K^2 &= \langle \boldsymbol{\mu}, \boldsymbol{\mu} \rangle_K = \langle \text{vec}(\boldsymbol{\mu} B^\dagger), \text{vec}(\boldsymbol{\mu} B^\dagger) \rangle_k \\ &= \langle ((B^\dagger)^T \otimes I) \text{vec}(\boldsymbol{\mu}), ((B^\dagger)^T \otimes I) \text{vec}(\boldsymbol{\mu}) \rangle_k = \langle (\Sigma^{-1} \otimes I) \text{vec}(\boldsymbol{\mu}), \text{vec}(\boldsymbol{\mu}) \rangle_k \\ &= \sum_{i,j}^u \sigma_{i,j}^{-2} \langle \mu_i, \mu_j \rangle_k = \mathbf{1}^T (\Sigma^{-1} \circ M) \mathbf{1}, \end{aligned}$$

where  $\Sigma^{-1} = [\sigma_{i,j}^{-2}]_{i,j=1}^u$ . Now we are able to compare the norms in both spaces:

$$\begin{aligned} \lambda^2 \|\boldsymbol{\mu}\|_{K'}^2 &\geq \|\boldsymbol{\mu}\|_{K''}^2 \\ \Leftrightarrow \lambda^2 \Sigma'^{-1} \circ M &\geq \Sigma''^{-1} \circ M \\ \Leftrightarrow (\lambda^2 \Sigma'^{-1} - \Sigma''^{-1}) \circ M &\geq 0. \end{aligned}$$

Since  $M$  is positive semidefinite and applying Lemma 5, we obtain

$$\lambda^2 \geq h(\Sigma'', \Sigma') = \max \text{eig} \Sigma''^{-1} \Sigma'.$$

■