

Audience Prospecting for Dynamic-Product-Ads in Native Advertising

E. Abutbul, Y. Kaplan, N. Krasne, O. Somekh
Yahoo Research, Haifa, Israel
{eabutbul,yohay,naamah,orens}@yahooinc.com

O. David, O. Duvdevany, E. Segal
Tech Yahoo, Ramat-Gan, Israel
{or.david,omer.duvdevany,evgenys}@yahooinc.com

Abstract—With yearly revenue exceeding one billion USD, Yahoo Gemini native advertising marketplace serves more than two billion impressions daily to hundreds of millions of unique users. One of the fastest growing segments of Gemini native is *dynamic-product-ads* (DPA), where major advertisers, such as Amazon and Walmart, provide catalogs with millions of products for the system to choose from and present to users. The subject of this work is finding and expanding the right audience for each DPA ad, which is one of the many challenges DPA presents. Approaches such as targeting various user groups, e.g., users who already visited the advertisers' websites (*Retargeting*), users that searched for certain products (*Search-Prospecting*), or users that reside in preferred locations (*Location-Prospecting*), have limited audience expansion capabilities.

In this work we present two new approaches for audience expansion that also maintain predefined performance goals. The *Conversion-Prospecting* approach predicts DPA conversion rates based on Gemini native logged data, and calculates the expected *cost-per-action* (CPA) for determining users' eligibility to products and optimizing DPA bids in Gemini native auctions. To support new advertisers and products, the *Trending-Prospecting* approach matches trending products to users by learning their tendency towards products from advertisers' sites logged events. The tendency scores indicate the popularity of the product and the similarity of the user to those who have previously engaged with this product.

The two new prospecting approaches were tested online, serving real Gemini native traffic, demonstrating impressive DPA delivery and DPA revenue lifts while maintaining most traffic within the acceptable CPA range (i.e., performance goal). In particular, we measure 10% delivery lift and 1.58% revenue lift for *Conversion-Prospecting*, and almost 13% delivery lift and 6.33% revenue lift for *Trending-Prospecting*. After a successful testing phase, the proposed approaches are currently in production and serve all Gemini native traffic.

I. INTRODUCTION

Yahoo Gemini native marketplace¹ serves users with ads that are rendered to resemble the surrounding web page content. Operating with a yearly run-rate of more than one billion USD², Gemini native is one of Yahoo's main and fastest growing businesses. With more than two billion impressions daily, and an inventory of a several hundred thousand active ads, this marketplace performs real-time *first-price* auctions that accounts for budget considerations and targeting.

¹See <https://gemini.yahoo.com/advertiser/home>

²For commercial confidentiality reasons, we provide approximate estimates and relative figures for traffic volume, revenue, and performance metrics.



Fig. 1: A typical Gemini native DPA Carousel Ad.

Dynamic-product-ads (DPA) is a type of online advertising specifically designed for e-commerce merchants, such as Amazon, Walmart and Macy's [7]. The merchants provide their product catalogs (usually containing millions of products) and the system automatically creates a personalized ad experience for the users by choosing products from the provided catalogs (see Fig. 1). DPA supports two main types of campaigns, (a) *Retargeting* serves users that already showed an interest in products at the advertiser website. In cases where such users visit websites supported by DPA, those products may be presented to them as a re-targeted DPA ad; (b) *Prospecting* strives to expand the advertisers' audience by presenting products to users that haven't directly interacted with those products. This is achieved by using various DPA types eligibility models that leverage additional signals such as the users' search history or their location.

This work introduces two novel methods for audience expansion (or prospecting) that utilize users' and products' features, and offer a less restrictive expansion approach compared to those of other prospecting types (such as Search and Location-Prospecting). The first method strives to achieve a pre-calculated *cost-per-action* (CPA) goal, by predicting DPA conversion rates and using the latter to calculate the expected CPA for determining users' eligibility and optimizing DPA bids in Gemini native auctions. The predictions are provided by a variant of OFFSET³ – a feature enhanced *collaborative-filtering* (CF) based event prediction algorithm powering many models in Gemini native [2][3][4][6][16][17]. The new *Conversion-Prospecting* approach was tested in an online environment, serving real Gemini native traffic, and demonstrated a significant 10% lift in DPA delivery (i.e., more impressions) and 1.58% lift in DPA revenue, while maintaining the CPA within the acceptable range (defined

³The reader is referred to Appendix A for more details regarding the OFFSET algorithm.

w.r.t the CPA of the *Retargeting* DPA type). The *Trending-Prospecting* approach supports new advertisers, and matches trending products to users by learning user-product tendencies from logged events in the advertisers’ sites, and random events sampled from Gemini native logged data. The tendency scores are also provided by a variant of OFFSET, indicating the popularity of a product and the similarity of the user to those previously engaged with the product. This new approach was also tested in an online environment, serving real Gemini native traffic, and demonstrating almost 13% lift in DPA delivery and 6.33% lift in DPA revenue, while maintaining the CPA within the acceptable range. After a successful testing phase, the proposed approaches are deployed in production, serving all Gemini native traffic. Moreover, the two new approaches now account for over 80% of the DPA prospecting traffic of advertisers that share their conversion data with Yahoo.

The main contributions of this work are:

- We provide a comprehensive overview of the Yahoo Gemini DPA system.
- We introduce two new DPA prospecting types, (a) *Conversion-Prospecting*, which discovers an audience that is more likely to converge; and (b) *Trending-Prospecting*, which discovers an audience for new advertisers and their trending products that do not necessarily have purchasing history in Yahoo properties.
- The new DPA prospecting types were successfully tested in web scale, serving real Gemini native traffic, and demonstrating an impressive audience expansion capabilities while maintaining predefined performance goals.
- The new DPA prospecting types are currently deployed in production, serving all Yahoo Gemini native traffic.

The rest of the paper is organized as follows. In Section II we review related work. In Section III we describe the DPA system. Our new prospecting approaches are presented in Section IV. In Section V we present the performance evaluation results. We conclude and consider future work in Section VI. OFFSET – Yahoo proprietary event prediction algorithm description, is included in the Appendix.

II. RELATED WORK

In general, audience prospecting in online DPA systems has not been significantly covered in previous work. However, in a recent paper [7], the authors present a new *similar-product-recommendation* approach used for *Out-of-Stock* scenarios, which serves in Gemini native DPA along with the new prospecting approaches presented in this paper. In particular, the authors use a *Siamese Transformer-based model* to retrieve similar products and then refine them with the attribute *product-name* that indicates the product type (e.g., running shoes, engagement ring, etc.) for post filtering. This is an improvement to the *Deep Siamese model* [24], that allows efficient retrieval but does not put enough emphasis on key product attributes.

DPA prospecting is a specific type of audience expansion technology that targets and identifies new audiences with simi-

lar attributes of the original (or seed) target audience. Methods to achieve audience expansion are considered in several works, such as [20] that describes the campaign expansion approach being used in LinkedIn, and the Hubble system [29] used for mobile marketing.

Next we focus on *conversion-rate* (CVR) prediction, which is a key technology here. One of the early works that discusses the difficulties of predicting *pay-per-action*, such as conversions, is found in [22]. The authors in [1] present a logistic model to determine click and conversion rates. The prediction of post-click conversion rates for display ads is addressed in [26] and [9]. In [28], the authors utilize *transfer learning* between campaigns to predict the CVR of display ads. See also [21] for a recent study which highlights the impact of over-prediction and over-bidding involved with CVR prediction, and offers a “safe” prediction framework with conversion attribution adjustments to address these issues.

Recommendation technologies play a crucial role in predicting *click-through-rate* (CTR) and CVR, and make it easier for users to find what they want on the Internet. *Collaborative-filtering* (CF) and in particular, *matrix-factorization* (MF) based approaches are regarded as leading recommendation technologies. These approaches represent entities using latent vectors that are learned from user feedback such as ratings, clicks, and purchases [18]. CF-MF based models have been applied successfully in various recommendation tasks such as movie recommendations [8], music recommendations [5], ad matching [2], and more. CF-MF is continuously evolving, with recent advancements combining it with *deep-learning* (DL) for entity embedding [13].

The *Factorization Machines* (FM) model family encompasses many recent CF-MF architectures [25]. For instance, OFFSET – Yahoo’s proprietary event prediction algorithm (see Appendix A), is closely related to *Field-aware Factorization Machines* (FFM) [14][15] and *Field Weighted Factorization Machines* (FwFM) [23]. However, OFFSET differs from FFM and FwFM in that the ad side field is unique and entry-wise multiplied by the user features overlapping and independent latent factor vectors, resulting in a sum of triplet and pair multiplications, as opposed to just pair multiplications in FFM and FwFM.

III. YAHOO GEMINI NATIVE DPA SYSTEM

In this section we provide a comprehensive description of our DPA system. We characterize the major DPA types, describe the DPA click model that drives the system, and consider the DPA serving (or inference) system that periodically gets all relevant models and rank the DPA products in real-time with low latency before pushing the top product to Gemini native auctions.

A. Overview

The four main components of the Yahoo Gemini DPA system are depicted in Fig. 2: (a) **DPA click prediction model** predicts the probability for a certain user to click on a certain product (see Section III-C); (b) **DPA database** contains

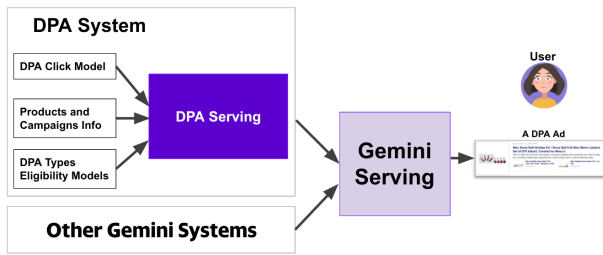


Fig. 2: Yahoo Gemini native DPA system components: (a) DPA product click prediction model; (b) DPA Product/Campaign database; (c) DPA types eligibility models; and (d) DPA Serving.

products and campaigns’ information which is required for filtering products (e.g., campaign budget, campaign targeting, etc.), getting the advertisers’ bids, and fetching the products’ assets (e.g., image, title, and description) for rendering the ads; (c) **DPA types eligibility models** includes the various DPA types (see Section III-B), where each type has its unique logic for determining which products are eligible good candidates for presentation to the incoming users; and (d) **DPA serving system** uses the above three components for selecting and rendering the top DPA ads to compete in Gemini native *first-price* auctions (see Section III-D).

B. DPA types

In Gemini native DPA there are two types of campaigns the advertiser can choose from, Retargeting and Prospecting. **Retargeting campaigns** may present a product to a user only if there was a direct interaction between the user and a sufficiently similar product on the advertiser’s site. **Prospecting campaigns** allow various audience expansions approaches (or DPA types eligibility models) to determine the eligibility of incoming users to the campaigns. Due to commercial confidentiality matters, only a partial list of the supported DPA types are described below.

a) Retargeting types:

- **Retargeting** suggests products based on the users’ past engagements (e.g., *view*, *add-to-cart*, and *purchase*) at the advertisers’ sites.
- **Cross-Sell** suggests complementary products based on the users’ purchasing history.
- **Out-of-Stock** recommends alternative products for *out-of-stock* re-targeted products [7].

b) Prospecting types:

- **Search-Prospecting** recommends relevant products based on the users’ search phrases history.
- **Location-Prospecting** products are matched to users based on their logged *Where On Earth Identifier* (WOEID) locations. This is done through a feed provided by the advertiser, which specifies the connection between products and the corresponding WOEIDs.

As mentioned earlier, in this work we present two new DPA prospecting types that are now available to our advertisers.

- **Conversion-Prospecting** the system predicts the probabilities that users will convert on products (i.e. purchasing) and uses these predictions for determining the eligible products for the users, and for optimizing the DPA bids in Gemini native auctions. For more details see Section IV-A.
- **Trending-Prospecting** recommends new trending products based on the users’ features by learning their preferences from logged events in the advertisers’ sites. For more details see Section IV-B.

C. DPA click prediction model

This key component in the DPA system is used for generating the predicted click probability $pCTR_{u,p}$ of a user u to click on product p . To train the model we use a variant of the OFFSET event prediction algorithm (see Appendix A). Here, unlike most models driven by OFFSET, we consider products instead of native ads (see Fig. 1 for an example of a DPA carousel ad with three products). Following are short descriptions of the user features, product features, and user-product similarity features, currently used by the DPA click prediction model.

a) User features:

- *techno-segments* a multi-value feature (see [6, Section 3.1.1]) that provides technical details such as the user’s device type, operating system, browser, Internet provider, and carrier.
- *page-section* a categorical feature indicating the web page id where the user viewed the product ad.
- *dpa-type-experiment-id* a categorical feature denoting the DPA type and experiment used for serving the user. As described in Section III-B we have many different DPA types, each of them can be served by different experiments that test new capabilities and perform differently.
- *impression-history* a categorical feature representing how many times the user has seen Gemini native ads during the past 30 days, divided into several bins.
- *age* the user’s age divided into 5 year bins.
- *user-clicked-category* a multi-value feature denoting the ad categories that the user has clicked on during the past two weeks.
- *mobile-activity* a multi-value feature representing the user’s mobile app activity history.
- *ctr-advertiser-top* a multi-value feature holding a list of advertisers with the user’s highest CTR, during the last two week.
- *user-clicked-product-category* a multi-value feature holding a list of the user’s clicked products’ categories during the past week.

b) *Product features*: We use a hierarchy of self-explanatory ad features: *advertiser-id* \rightarrow *product-set-id* \rightarrow *product-group-id* \rightarrow *product-id* and add all relevant vectors as mentioned in Appendix A to produce the final product latent factor (LF) vector. Since there are millions of products and we want to keep a reasonable model size, we train only on products that have more than a predefined number of

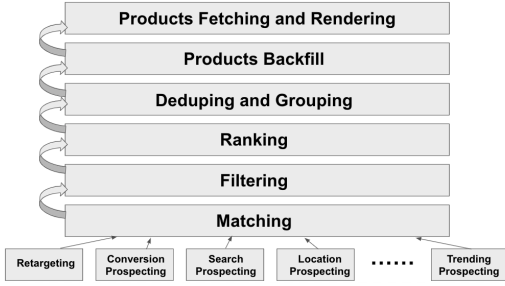


Fig. 3: DPA Serving flow.

impressions so far (e.g., 1000). For all other products we train a *default-product-group* vector that is included under each *product-group-id* value. We also use the *default-product-group* vector to initialize the *product-id* vector once it has sufficient number of impressions.

c) *Similarity features*: These user-product features are used as weights that are added to the OFFSET score (see Eq. (7)) and trained as *logistic regression* parameters [4].

- *frequency* represents the number of times the user has seen an ad product from the same campaign during the past week, divided into several bins.
- *recency* represents the time period since the user has last seen the product at the advertiser’s site divided into several bins.
- *slot-device* represents the slot index (relevant to DPA carousel ads. See Fig. 1 for a DPA carousel ad with 3 slots) and whether the device is mobile (e.g., “slot3_mobile” or “slot1_nonMobile”).

D. DPA serving

The DPA Serving flow, which occurs for every incoming user impression, is depicted from bottom to top in Fig. 3.

Gathering products from the different DPA types each type returns a list of products that are eligible to the user, based on their different algorithms. For example, the *Retargeting* DPA type returns the products from the user’s browsing history at the advertisers’ sites.

Matching for each product, this stage returns information on the product ad group and campaign (e.g., budget, target audience, etc.).

Filtering filters the eligible products that cannot be presented due to various reasons. For example, the user is not included in the advertiser’s target audience (e.g., the user gender does not match the campaign targeting), the campaign’s expiration date is due, or that there are issues with the publisher’s policy (e.g., language).

Ranking uses the DPA click prediction model (see Section III-C) to get the user-products predicted click probabilities, multiply those by the advertisers’ bids to score⁴ the products, and rank them accordingly.

⁴Roughly speaking, the DPA score (i.e., the click probability times the advertiser’s bid) is the expected revenue from the event of presenting the product to the user.

Deduping and Grouping the DPA flow returns one ad per advertiser, by picking the advertiser’s ad with the highest score. To do so, two stages are needed. **Deduping**: when the same product is returned from two different DPA types, the type with the lower score (see **Ranking** stage) is removed⁵. **Grouping**: in cases the impression web page (or publisher’s page) supports carousels ads (See Fig. 1), the system attempts to group different products from the same *product-group-id* into one carousel ad.

Product backfill building a carousel ad requires at least three different products. If there is a carousel ad with only one or two products, a call is being made to the *product-recommendation-model* (see Section III-D1) for filling the vacant carousel slots with adequate products matching the ad pivot product (i.e., the product with the highest score).

Product fetching and rendering fetching all the relevant products’ assets information (e.g., image, title and description) and render the final DPA ad, before sending it to Gemini Serving to compete with other non-DPA ads in the final auction.

1) *Product-recommendation-model*: This model is composed of two sub-models. A CF *Item-to-Item* [19] recommendation model and a product *Popularity* model. If the pivot product doesn’t have at least two related products in the Item-to-Item model, the system uses the Popularity model for backfilling the DPA carousel ad; otherwise, it uses the Item-to-Item model.

IV. NEW DPA PROSPECTING TYPES

In this section we introduce two new DPA prospecting types (i.e., audience expansion), *Conversion-Prospecting*, and *Trending-Prospecting*. While the latter is aimed for serving new advertisers, the former is designed to maintain a predefined performance goal, i.e., target *cost-per-action* (tCPA).

A. Conversion-Prospecting

1) *Overview*: In this new DPA type, a variant of an OFFSET-based (see Appendix A) Conversion-Prospecting model is trained to predict the *conversion-given-click* probability $p_{CONV_{u,p}}$ of user u and product p (see Section IV-A3). During serving time, a final bid (i.e., bid_{final}) is calculated for all products included in the Conversion-Prospecting model. As we shall explain later, the final bid is based on the information provided by the advertiser and the model. To determine bid_{final} value, we assume that the following values are given:

- $bid_{product-group}$ - the advertiser’s original bid for products from p ’s product-group⁶. bid_{final} should be bounded by this value..
- $tCPA_{advertiser}$ - the target *cost-per-action* of the advertiser. As most advertisers don’t provide this value, it is usually calculated by the system, as describe in Section IV-A2.

⁵The product’s scores for various DPA types vary, as the DPA type is among the user features predicting $p_{CTR_{u,p}}$ (see Section III-C).

⁶Each product belongs to a product-group as part of the *product features* hierarchy, presented in Section III-C.

- $pCONV_{u,p}$ - the predicted probability that user u would convert on a product p after clicking on its ad, provided by the Conversion-Prospecting model (see Section IV-A3).

The theoretical expected spend on a click is given by the predicted probability that the user would convert on a product ($pCONV_{u,p}$), multiplied by how much the advertiser is willing to pay on average⁷ for such a conversion ($tCPA_{advertiser}$). Moreover, the final bid cannot exceed what the advertiser is willing to pay for a click ($bid_{product-group}$). Accordingly, the final bid is set to

$$bid_{final} = \min\{pCONV_{u,p} \cdot tCPA_{advertiser}, bid_{product-group}\} \quad (1)$$

It is apparent, that bid_{final} has low values for products the user is unlikely to convert on (i.e., purchase), as a result, these products are unlikely to win the auction and be presented to the user. However, in principle a user is eligible to all products for which the bid_{final} value is above the web page floor price⁸. We would like to emphasise, that in contrast to other bidding-strategies, such as *optimized cost-per-click* (oCPC) that sets the bid based on a performance goal (e.g., advertisers' tCPA), according to Conversion-Prospecting, the advertiser provides a bid which is being used as an upper bound to the final bid of Eq. (1). Therefore, in practice bid_{final} may be much lower and is proportional to the likelihood of the user to convert.

2) *Calculated target CPA*: To determine the user's eligibility to a certain product, we need to obtain the advertiser's performance goal (i.e., $tCPA_{advertiser}$), which most advertisers are reluctant to share. Nevertheless, our advertisers are willing to pay 50% more for new users (i.e., prospecting users) than for re-targeted users. Hence, the $tCPA_{advertiser}$ is set to $(1.5 \cdot CPA_{retarg.})$, which is calculated for each advertiser beforehand. If the advertiser lacks re-targeting campaigns, we use its prospecting type with the best (i.e., lowest) measured CPA for calculating $tCPA_{advertiser}$. Since Conversion-Prospecting requires conversions to be operational, the whole discussion is valid only for campaigns that report such conversions.

3) *Conversion-Prospecting model*: The conversion model is trained using the OFFSET event prediction algorithm described in Appendix A. The OFFSET algorithm gets as input mini-batches of new positive and negative events from Gemini native feeds, and incrementally trains its model. In our case, the inputs are products' post-click conversions (i.e., products' purchases after the user clicked on a DPA ad) as positive events, and clicks as negative events (see more details ahead).

Due to data sparsity of the events in the product level, the model is not learning the full hierarchy of the product. Instead, the Conversion-Prospecting model includes the following product features only: (1) *product-id*; (2) *product-set-id*; and (3) *advertiser-id*. On the user side, the model features are: (1) *ctr-campaign-top* a multi-value feature holding a list

⁷Recall that according to the *cost-per-click* (CPC) price-type, advertisers are paying for clicks and not for conversions.

⁸A minimum price, typically denominated in US Cents, set by some publishers to restrict auctions.

of campaigns with the user's highest CTR, during the last week (similar to *ctr-advertiser-top* of Section III-C but at the campaign level); (2) *dpa-type-experiment-id* as described in Section III-C we have many different DPA types and experiments, where each of them performs differently; and (3) *page-section* is the Web page id where the user viewed the product ad. Since users are represented by their features (see Appendix A), audience expansion is less restricted than other prospecting types (such as Search-Prospecting) that require a user id or a bCookie.

Given a user u and a product p , the Conversion-Prospecting model predicts the probability that the user would convert on that product (i.e., purchase the product), $pCONV_{u,p}$. As with other conversion models in Gemini native, click and conversion events are not joined together due to long conversion delays⁹. Therefore, the model under-predicts since it trains on additional negative event for each positive one, and the true prediction is actually $pCONV_{u,p} \approx \tilde{P}/(1 - \tilde{P})$, where \tilde{P} is the "raw" prediction.

a) *Published model*: Periodically (e.g., every 6 hours), the model is published to the Conversion-Prospecting serving (see Section IV-A4). Due to serving limitations, the published model is bounded to K (e.g., $K = 1000$) products that are picked by taking the top- K products with the highest amount of conversions and that exceed a predefined minimal number of conversions (e.g., 10 conversions). This guarantees that the published model includes products that were trained on a significant amount of events. Moreover, the target *cost-per-action* (i.e., $tCPA_{advertiser}$) of all selected products of each advertiser, which is used to determine the final bid (see Eq. (1)), is calculated according to Section IV-A2, and included in the published model.

4) *Conversion-Prospecting serving*: When a new model is published, the system indexes all products' and user features' vectors, and fetches the $bid_{product-group}$ and $tCPA_{advertiser}$. During serving time, the serving system uses the published model to predict the *conversion-given-click probability* $pCONV_{u,p}$ for every product p that is included in the published model and calculate its final bid according to Eq. (1). To decrease the load on the serving system, Conversion-Prospecting products are competing in an internal preliminary auction with other prospecting products. The internal auction is based on a score given for each product, which is the final bid times the predicted click probability (see Section III-C), i.e., $pCTR_{u,p} \cdot bid_{final}$. Finally, only the top L (e.g., $L = 40$) products continue to the next stage (see Section III-D).

B. Trending-Prospecting

1) *Overview*: To serve new advertisers (and their products) that have no event history logged in Gemini native feeds, we introduce the DPA Trending-Prospecting type. This prospecting approach applies a user *lookalike* model (see Section IV-B2), which is based on a variant of the OFFSET algorithm (see Appendix A), to predict the eligibility score (or affinity

⁹Conversions may arrive up to 30 days after the user had clicked the ad.

score) of a user to a certain product. Given a user u and a product p , the eligibility score $S_{u,p}$ is designed to capture two factors, (a) the popularity of product p ; and (b) how similar (or lookalike) u is to users that have already engaged with product p . A user u would be eligible for product p if the eligibility score $S_{u,p}$ is above a predefined threshold (see Section IV-B2).

2) *Lookalike Model*: The Lookalike model uses the OFFSET algorithm almost without any special modifications. In particular, we use (1) *age*; and (2) *gender* as user features, and (1) *advertiser-id*; (2) *product-set-id*; and (3) *product-id*, as product features (see Section III-C). All events that involve users with unknown age or gender values are ignored. By using the OFFSET algorithm, the Lookalike model benefits from the advantage of *collaborative-filtering* (CF), i.e., filling information gaps due to sparsity issues by revealing hidden patterns within the data. In particular, a user u that has already engaged with product p , contributes to the learning process of all users and products that are sharing similar features.

While the “classic” click prediction based OFFSET algorithm consumes ad clicks and skips (i.e., impressions without clicks) data to predict CTR, we alter the algorithm inputs to produce user-product eligibility scores. Since OFFSET is designed to produce predictions that approximate the ratio between the number of positive events ($\#pos$) to the number of positive and negative events ($\#pos+\#neg$), the result is the predicted CTR

$$pCTR \approx \frac{\#pos}{\#pos + \#neg} = \frac{clicks}{clicks + skips} . \quad (2)$$

In the context of the Lookalike model, we train OFFSET with different inputs. As positive events we take **purchase** and **add-to-chart** events from the external advertisers’ pixel feeds¹⁰. For efficiency reasons we focus on the top N (e.g., $N = 10K$) popular products of the pixel feeds and train only on them. Since the advertisers’ pixel feeds do not include negative events, we use a random sample of size M (e.g., $M = 2000$) for each product from the Gemini native impression feed as the negative events for training. By doing so we expect OFFSET to be able to differentiate between users that engaged with a certain product in the advertisers’ pixel feeds, and users in the general population, picked by the negative random sample taken from the Gemini native impression feed. After joining the pixel feed and the negative sample taken from Gemini native impression feed to create the User-Product feed, it is used by OFFSET to update the Lookalike model. The model is updated daily, excluding products that haven’t appeared in the model during the past 10 days.

Training the Lookalike model using the above inputs changes the semantics of the resulting prediction of Eq. (6). Given a user u and a product p , the resulting prediction (or eligibility score) will correspond to the ratio between the

number of users similar to u ¹¹ that engaged with p in the advertiser pixel feed, to the number of users similar to u in the general population sampled from Gemini impression feed

$$S_{u,p} \approx \frac{\#pos}{\#pos + \#neg} = \frac{pos(u,p)}{pos(u,p) + neg(u)} , \quad (3)$$

where $pos(u,p)$ is the number of users like u that engaged with p and $neg(u)$ is the number of users like u in the M negative random sample taken from the Gemini native impression feed. The score $S_{u,p}$ captures the popularity of p represented by $pos(u,p)$ and the lookalike level of user u to the users that already engaged with p . As with the Conversion-Prospecting type, since users are represented by their features, audience expansion is less restrictive than other prospecting types that require user id or bCookie.

3) *Eligibility Score Threshold*: Since $S_{u,p} \in [0, 1]$, we set an *Eligibility Threshold* to determine the binary decision of u being eligible/non-eligible to be presented with a DPA ad displaying p . Changing the value of the eligibility threshold gives advertisers flexibility in delivery. Advertiser can choose to decrease the threshold in order to increase delivery and expose their products to a wider audience. Alternatively, advertisers can increase the threshold in order to improve performance and focus the delivery on users with higher eligibility scores that are more likely to engage with their products.

The system facilitates establishing the eligibility threshold by specifying an estimated percentile of the population that will be deemed eligible. In order to do so, after each time the model is trained we randomly pick a test-sample of R (e.g., $R = 20K$) users. Then, for each user in the test-sample we use the Lookalike model to score all available products of an advertiser, and store the user’s highest eligibility score $\max_p\{S_{u,p}\}$ in a histogram (per advertiser) portraying the distribution of maximal eligibility scores in the population.

Finally, we use the histograms to generate a threshold-percentile curve for each advertiser (i.e., score distribution). Using the threshold-percentile curves we can determine the eligibility-threshold that correspond to the advertiser’s percentage setting. For example, if an advertiser wants 5% of the population to be eligible to its products, we will choose t from the threshold-percentile curve, so that 5% of the test-sample users (and similar percentage of the general population) have an eligibility score higher than t for at least one of the advertiser’s products. This gives the advertiser control over the quality-quantity trade off of its Trending-Prospecting campaigns.

a) *Published model*: After calculating the eligibility score thresholds according to the advertisers’ settings, the model and the thresholds are published and sent to the DPA Serving system (see Section III-D). Due to serving limitations, the published model is bounded to T (e.g., $T = 3500$) products, where product-groups with higher spend during the previous day will have more of their products included in the

¹⁰These are not Gemini native logged data feeds, but feeds provided by the advertisers.

¹¹In the current setting, similar users means users with the same age and gender.

model. As with Conversion-Prospecting (see Section IV-A), to decrease the load on the main Gemini serving system, Trending-Prospecting products also compete in an internal preliminary auction with other prospecting products, and only the top L (e.g., $L = 40$) prospecting products are included in the final Gemini native auction.

C. The Benefits of the new approaches

Broader audience expansion the users’ eligibility to products is determined by the user and product features. Since user-identification (by user id or bCookie) or location-based targeting is more limited in scope compared to targeting based on user characteristics, the potential reach of the new types is greater than other prospecting methods.

Quality-quantity trade-off both types can enhance or restrict the reach of users by modifying the performance objective. In *Conversion-Prospecting* the tCPA can be adjusted according to the advertiser’s needs. A lower tCPA will lead to a reduced bid and a smaller pool of eligible users and vice versa. The eligibility score threshold in *Trending-Prospecting* can also be adjusted to either limit the pool of eligible users to only those with high scores and quality, or to expand the pool to include users with lower scores.

Performance goal the *Conversion-Prospecting* type leverages Gemini native data feeds to predict the probability of a user to convert on (i.e., purchase) a product. This allows targeting only those users who are more likely to convert, and optimizing the bids to ensure that the target CPA is achieved.

Supporting new advertisers and products the *Trending-Prospecting* type uses advertisers’ feeds and *non-advertiser specific* negative random sample from Gemini native impression feed. This facilitates, the ability to accommodate new advertisers and products having no event history logged in Gemini native feeds.

V. PERFORMANCE EVALUATION

In this section we present offline and online evaluations of the new DPA Prospecting types and their impact. Since proprietary data is used, it is clear that others can not reproduce our results. This caveat is common in papers describing commercial systems and should not impair the overall contribution of the work.

A. Offline Evaluation

In this section we present offline results for demonstrating the individual residual contributions of the user features to the Conversion-Prospecting model (see Section IV-A3), and the Trending-Prospecting Lookalike model (see Section IV-B2) accuracies. We use the *wrapper forward selection method* [12] - an iterative method where in each iteration we add one new feature to the model which shows the best performance among all other features when compared to the performance of the model resulting from the previous iteration. As baselines we started with models operating with product features only. In this test we trained all models involved from “scratch”¹² over six weeks worth of data, and measured the

¹²Training from “scratch” means initializing the model’s parameters in a *lazy* fashion using a Normal distribution with zero mean and small variance.

performance on the logged data of the following week. The Conversion-Prospecting models were updated every 6 hours on a weekly average of a $\sim 7K$ conversions and $\sim 1.4M$ clicks. The Trending-Prospecting Lookalike models were updated daily using 2K negative samples for every product¹³, and a daily average of $\sim 165K$ positive events (*purchases* and *add-to-cart* events). Both models use OFFSET’s internal *adaptive online hyper-parameter tuning mechanism* [3], to tune OFFSET algorithm hyper-parameters (see Appendix A).

To evaluate the user features’ contributions we use the following performance metrics.

a) Logistic loss (LogLoss):

$$\sum_{(u,p,y) \in \mathcal{T}} -y \log(Q_{u,p}) - (1-y) \log(1 - Q_{u,p}) ,$$

where \mathcal{T} is a test set, $Q_{u,p}$ is the model conversion-given-click probability prediction (or eligibility score), and $y \in \{0, 1\}$ is the positive event indicator. We note that the LogLoss metric (where a lower value is better) is used to train the models and to tune OFFSET algorithm hyper-parameters (see Appendix A).

b) *Area-under ROC curve (AUC)*: The AUC (where a higher value is better) is equivalent to the probability that the pairwise ranking of the predictions (or scores) of two random events (one positive and one negative), is correct [11].

TABLE I: Conversion model *forward-selection* results.

# Feature	User feature	AUC lift	Logloss lift
1 (1)	ctr-campaign-top	2.97%	13.52%
2 (1+2)	dpa-type-experiment-id	3.36%	17.49%
3 (1+2+3)	page-section	3.60%	18.87%

1) *Conversion-Prospecting*: The individual contributions of the user features to the Conversion-Prospecting model accuracy in terms of LogLoss and AUC lifts¹⁴ over the product-features-only baseline model are presented in Table I. It is interesting to observe that a click related feature provides the “strongest” indication of users’ conversion patterns. In addition to the features outlined in Table I, we also tested other features that did not lead to an improvement in the model’s accuracy. For instance, the *device-type* feature provided redundant information that seemed to be already captured by the *page-section* feature. As a result, no enhancements were observed in the model’s AUC and Logloss metrics.

TABLE II: Lookalike model *forward-selection* results.

# Feature	Feature	AUC lift	Logloss lift
1 (1)	age	5.55%	1.94%
2 (1+2)	gender	10.99%	6.09%

2) *Trending Prospecting*: Similarly to the process mentioned above, the individual contributions of the user features to the Trending-Prospecting Lookalike model accuracy in terms of LogLoss and AUC lifts over the product-features-only baseline model are presented in Table II. Interestingly,

¹³A daily average of $\sim 20M$ impressions, since the model is updated daily with 10K top popular products.

¹⁴Lifts are calculated for any positive metric $M > 0$ by $(M_{model}/M_{baseline} - 1) \cdot 100$ for “higher is better” metrics and by $(M_{baseline}/M_{model} - 1) \cdot 100$ for “lower is better” metrics.

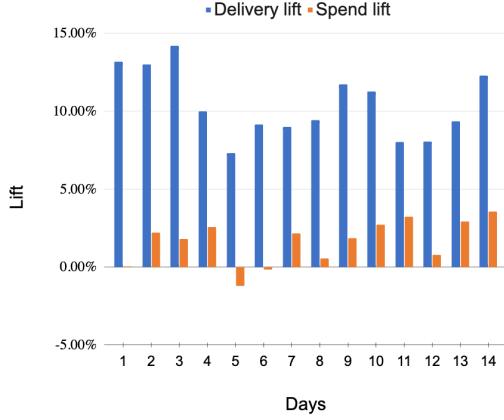


Fig. 4: Conversion-Prospecting daily spend and delivery lifts.



Fig. 5: Trending-Prospecting daily spend and delivery lifts.

the combined lifts of age and gender are much higher than their individual lifts.

B. Online Evaluation

Recall that the new DPA types have two main goals: (1) increase DPA audience; and (2) maintain predefined performance goals.

1) *Conversion-Prospecting*: To assess whether these two goals are achieved, we launched two online production-like buckets, serving 10% of Gemini native traffic each, for a period of two weeks; a test bucket operating with Conversion-Prospecting and a control bucket operating without it.

a) *DPA audience*: To evaluate how Conversion-Prospecting affects the DPA audience we measure the daily spend (or revenue) and delivery (or number of impressions) of the two buckets over a period of two weeks. The daily spend and delivery lifts of the test bucket over the control bucket are plotted in Fig. 4 and reveal positive lifts during most days. In particular, we measure 1.58% average DPA spend lift, and more than 10% average DPA delivery lift over the whole test period.

b) *Performance goal*: To evaluate the Conversion-Prospecting performance goal, we measure its *cost-per-action* (CPA) for each advertiser, which is defined as the advertiser’s total spend divided by the number of the advertiser’s post-click conversions

$$CPA(advr.) = \frac{spend(advr.)}{\#conversions(advr.)} .$$

Next, we define the advertiser’s “happiness”, stating that an advertiser is satisfied (or “happy”) if its CPA divided by its target CPA (tCPA) is smaller than $(1 + error)$, for allowing an error margin

$$advr. \text{ is happy} \iff \frac{CPA(advr.)}{tCPA(advr.)} \leq 1 + error . \quad (4)$$

As mention in Section IV-A2, we use the Retargeting DPA type as a reference point, and set the Conversion-Prospecting performance goal to $(1.5 \cdot CPA_{retarg.})$. Setting a modest error margin of $error = 1\%$ and substituting $tCPA(advr.) =$

$1.5 \cdot CPA_{retarg.}(advr.)$ in Eq. (4), the Conversion-Prospecting advertisers’ overall “happiness” is given by

$$Happiness = \frac{\sum_{advr. \text{ is happy}} spend(advr.)}{\sum_{advr.} spend(advr.)} , \quad (5)$$

where

$$advr. \text{ is happy} \iff \frac{CPA_{conv.-pros.}(advr.)}{CPA_{retarg.}(advr.)} \leq 1.515 .$$

We measure the CPA for Retargeting and Conversion-Prospecting DPA types for all advertisers that have at least 10 conversions during a period of two weeks that overlaps with the period we have measured the DPA audience lifts. Summing-up the overall advertisers’ “happiness” according to Eq. (5), we measure 84% “happiness” of the total spend. We emphasize that such “happiness” level is considered quite high, in comparison to other conversion models launched in Gemini native.

2) Trending-Prospecting:

a) *DPA Audience*: To evaluate how Trending-Prospecting affects the DPA audience, we launched two production-like 5% buckets, serving Gemini native traffic, for a period of two weeks; A control bucket operating without Trending-Prospecting and a test bucket operating with Trending-Prospecting .

The daily spend (or revenue) and delivery (or number of impressions) lifts are plotted in Fig. 5 and reveal positive lifts of the test bucket over the control bucket during most days. In particular,, we measure 6.33% average DPA spend lift, and almost 13% average DPA delivery lift over the whole test period.

b) *Performance goal*: To verify if a Trending-Prospecting advertiser is “happy”, as defined in Eq. (4), we measure each advertiser’s CPA in both, test and control buckets. By setting the control bucket’s CPA as the target CPA (tCPA), and allowing an error margin $error = 10\%$, the Trending-Prospecting advertiser’s “happiness” of Eq. (4) is defined as

$$advr. \text{ is happy} \iff \frac{CPA_{test}(advr.)}{CPA_{control}(advr.)} \leq 1.1 .$$

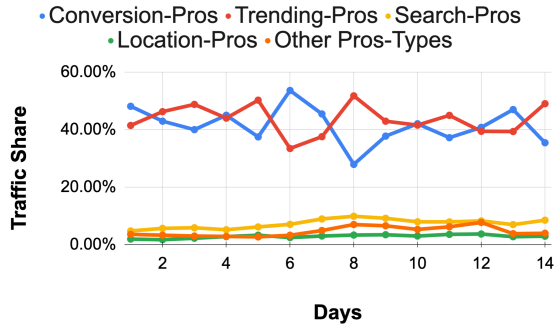


Fig. 6: The daily relative traffic share of Prospecting types.

We measure the CPA for all advertisers that have at least 10 conversions in each bucket during a period of two weeks that overlaps with the period used to measure the DPA audience lifts. Summing-up the overall advertisers’ “happiness” according to Eq. (5) and allowing an error of 10%, we measure 88% “happiness” of the total spend. As mentioned earlier, such “happiness” level is considered quite high.

3) *Impact*: Soon after launching the new DPA types into production, we analyzed the traffic share of various DPA Prospecting types during a period of two weeks, focusing on advertisers who share their conversion data with Yahoo. As is shown in Fig. 6, the new types account for a much larger share of traffic compared to other Prospecting types, with each of the two new types serving over 40% of the total Prospecting traffic on average.

VI. CONCLUSION AND FUTURE WORK

In this work we have considered Gemini native *dynamic-product-ad* (DPA), which is one of Yahoo’s fastest growing businesses. This product uses advertisers’ catalogs to generate ads that participate in Gemini native auctions. After describing the DPA system, we introduced two new Prospecting types that are aimed to expand DPA reach while maintaining a predefined performance goal. Since the new DPA types establish the eligibility of users to catalog products based on users’ and products’ features, they are not limited to a bounded set of users as other DPA Prospecting types that require user id, bCookie, or locations.

The Conversion-Prospecting type applies a conversion prediction model trained on Gemini native feeds to determine the eligibility of an incoming user to catalog products. In particular, a user is eligible to a product only if the expected *cost-per-action* (CPA) meets the advertisers’ expected goal. Online performance evaluation reveals that the new DPA type increases DPA audience by more than 10% and DPA revenue by 1.58%, while maintaining 84% of its spend within the advertisers’ performance goal.

The Trending-Prospecting supports new advertisers with no event history in Gemini native feeds. We use advertisers’ feed to train a lookalike model to assess the eligibility of an incoming user to catalog products, depending on the product popularity and the similarity level of the user to users already

engaged with the product. Online performance evaluation reveals that the new Trending-Prospecting type increases DPA audience by almost 13% and DPA revenue by 6.33%, while maintaining 88% of its spend within the advertisers’ assumed performance goal.

The two new Prospecting types are now fully deployed in production serving all Gemini native traffic. Moreover, measurements made after the full deployment reveal that the new Prospecting types traffic share exceeds 80% of all DPA Prospecting traffic of advertisers that share their conversion information with Yahoo.

Future work includes a transition to a *Broad-Audience framework*, where bid modifiers are automatically assigned to all DPA types. This is probably the next generation of DPA, since advertisers will be oblivious to the various DPA types used and still obtain the best performance for their spend.

APPENDIX

A. OFFSET: Yahoo Event-Prediction Algorithm

The Gemini native models are powered by OFFSET (One pass Factorization of Feature Sets), which is an ad event prediction algorithm that utilizes a feature enhanced *Collaborative-Filtering* (CF) [2][3][4][6][16]. According to OFFSET, the *predicted event probability* (pET) of a user u and an ad a is

$$\text{pET}_{u,a} = \sigma(s_{u,a}) \in [0, 1], \quad (6)$$

where $\sigma(x) = (1 + e^{-x})^{-1}$ is the *Sigmoid* function, and

$$s_{u,a} = b + \nu_u^T \nu_a, \quad (7)$$

$\nu_u, \nu_a \in \mathbb{R}^D$ denote the user and ad *latent factor* (LF) vectors respectively, and $b \in \mathbb{R}$ denotes the model bias. The product $\nu_u^T \nu_a$ indicates the tendency of user u towards ad a , where a higher score implies a higher predicted event probability (pET). It is noted that the model parameters Θ , which are used to construct ν_u, ν_a , are learned from the data.

OFFSET is utilized to power several of Gemini’s native models, including the Click model which predicts a click event (pCTR), the Conversion model which predicts a conversion-given-click event (pCONV), and the Ad close model which predicts an ad close event (pCLOSE) [27].

To address the problem of data sparsity (as ad events like clicks, conversions, or closes are infrequent), the ad and user feature vectors are constructed using their features. The ad feature vector is created by summing up their individual feature vectors (such as ad id, campaign id, advertiser id, ad categories, etc.) all in dimension D . Meanwhile, the interaction between the various d -dimension user feature LF vectors to form the user’s D -dimension LF vector is more complex to account for non-linear dependencies between feature pairs. Accordingly, the user vector is generated based on learned vectors $\{v_k\}$ for K features (e.g., gender, age, device type, geo), each of dimension d . Each pair of user features is allocated with o entries, while s entries are designated for each feature vector individually. Thus, the dimension of a single

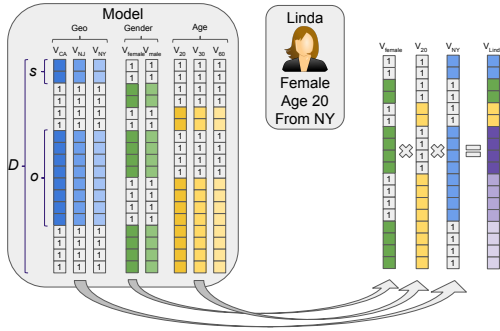


Fig. 7: An example of a user LF vector for $o = 4$, $s = 2$ and $K = 3$ features. The user vectors of dimension $d = 10$, are obtained from the model, and entry-wise multiplied to produce the final user vector of dimension $D = 18$ on the right.

feature value vector is $d = (K - 1) \cdot o + s$, and the dimension of the combined user vector is $D = \binom{K}{2} \cdot o + K \cdot s$, where $\binom{K}{2}$ represents the number of combinations of K items taken 2 at a time. This construction is illustrated in Fig. 7.

Compared to traditional Collaborative Filtering (CF), the model only requires $O(K)$ LF vectors, one for each feature value (e.g., two for gender: female and male) instead of millions of unique user LF vectors.

To determine the model parameters Θ , OFFSET minimizes the Logistic loss (or LogLoss) of the training data set \mathcal{T} (past negative and positive events) using a one-pass *online gradient descent* (OGD)

$$\operatorname{argmin}_{\Theta} \sum_{(u,a,y) \in \mathcal{T}} \mathcal{L}(u, a, y),$$

where $\mathcal{L}(u, a, y)$ equals

$$-(1 - y) \log(1 - \text{pET}_{u,a}) - y \log(\text{pET}_{u,a}) + \frac{\lambda}{2} \|\Theta\|_2^2,$$

$y \in 0, 1$ is the label (or indicator) for the event involving user u and ad a , and λ indicates the L_2 regularization factor. The step sizes for OGD are determined using a variant of the AdaGrad algorithm [10] as described in [3].

The OFFSET algorithm is based on incremental training, updating its model parameters with every batch of new training events, such as every 15 minutes for the click model or 4 hours for the conversion model. It includes an *adaptive online hyper-parameter tuning mechanism* [3] that uses the parallel map-reduce architecture of the Gemini platform to adapt to changing marketplace conditions, like trends and temporal effects. This mechanism tunes OFFSET’s hyper-parameters, like the OGD initial step size and AdaGrad parameters. In addition, it also supports dynamic allocation of user feature LF vector sizes (implementing an internal automatic “feature selection” mechanism) [16]. Other elements of OFFSET, such as the similarity weights for implementing “soft” recency and frequency regulations [4], are not included here for brevity.

ACKNOWLEDGMENTS

The authors would like to thank Rotem Stram for providing insightful comments that significantly improved the quality of the manuscript.

REFERENCES

- [1] D. Agarwal, R. Agrawal, R. Khanna, and N. Kota. Estimating rates of rare events with multiple hierarchies through scalable log-linear models. In *Proc. SIGKDD*, 2010.
- [2] M. Aharon, N. Aizenberg, E. Bortnikov, R. Lempel, R. Adadi, T. Benyamini, L. Levin, R. Roth, and O. Serfaty. OFFSET: one-pass factorization of feature sets for online recommendation in persistent cold start settings. In *Proc. RecSys*, 2013.
- [3] M. Aharon, A. Kagian, and O. Somekh. Adaptive online hyper-parameters tuning for ad event-prediction models. In *Proc. WWW Companion*, 2017.
- [4] M. Aharon, Y. Kaplan, R. Levy, O. Somekh, A. Blanc, N. Eshel, A. Shahar, A. Singer, and A. Zlotnik. Soft frequency capping for improved ad click prediction in yahoo gemini native. In *Proc. CIKM*, 2019.
- [5] N. Aizenberg, Y. Koren, and O. Somekh. Build your own music recommender by modeling internet radio streams. In *Proc. WWW*, 2012.
- [6] M. Arian, E. Abutbul, M. Aharon, Y. Koren, O. Somekh, and R. Stram. Feature enhancement via user similarities networks for improved click prediction in yahoo gemini native. In *Proc. CIKM*, 2019.
- [7] X. Bai, L. Duan, R. Tang, G. Batra, and R. Agrawal. Improving text-based similar product recommendation for dynamic product advertising at yahoo. In *Proc. CIKM*, 2022.
- [8] R. M Bell and Y. Koren. Lessons from the Netflix prize challenge. In *Proc. SIGKDD*, 2007.
- [9] O. Chapelle, E. Manavoglu, and R. Rosales. Simple and scalable response prediction for display advertising. *TIST*, 2015.
- [10] J. Duchi, E. Hazan, and Y. Singer. Adaptive subgradient methods for online learning and stochastic optimization. *JMLR*, 2011.
- [11] T. Fawcett. An introduction to ROC analysis. *PRL*, 2006.
- [12] I. Guyon and A. Elisseeff. An introduction to variable and feature selection. *JMLR*, 2003.
- [13] X. He, L. Liao, H. Zhang, L. Nie, X. Hu, and T. Chua. Neural collaborative filtering. In *Proc. WWW*, 2017.
- [14] Y. Juan, D. Lefortier, and O. Chapelle. Field-aware factorization machines in a real-world online advertising system. In *Proc. WWW Companion*, 2017.
- [15] Yuchin Juan, Yong Zhuang, Wei-Sheng Chin, and Chih-Jen Lin. Field-aware factorization machines for CTR prediction. In *Proc. RecSys*, 2016.
- [16] Y. Kaplan, Y. Koren, R. Leibovits, and O. Somekh. Dynamic length factorization machines for CTR prediction. In *Proc. IEEE BigData*, 2021.
- [17] Y. Kaplan, N. Krasne, A. Shtoff, and O. Somekh. Unbiased filtering of accidental clicks in verizon media native advertising. In *Proc. CIKM*, 2021.
- [18] Y. Koren, R. Bell, and C. Volinsky. Matrix factorization techniques for recommender systems. *Computer*, 2009.
- [19] G. Linden, B. Smith, and J. York. Amazon.com recommendations: Item-to-item collaborative filtering. *IEEE IC*, 2003.
- [20] H. Liu, D. Pardoe, K. Liu, M. Thakur, F. Cao, and C. Li. Audience expansion for online social network advertising. In *Proc. SIGKDD*, 2016.
- [21] Q. Lu, S. Pan, L. Wang, J. Pan, F. Wan, and H. Yang. A practical framework of conversion rate prediction for online display advertising. In *Proc. ADKDD*, 2017.
- [22] M. Mahdian and K. Tomak. Pay-per-action model for online advertising. In *Proc. WDMAIA*, 2007.
- [23] J. Pan, J. Xu, A. L. Ruiz, W. Zhao, S. Pan, Y. Sun, and Q. Lu. Field-weighted factorization machines for click-through rate prediction in display advertising. In *Proc. WWW*, 2018.
- [24] N. Reimers and I. Gurevych. Sentence-bert: Sentence embeddings using Siamese BERT-networks. *arXiv*, 2019.
- [25] S. Rendle. Factorization machines. In *Proc. IEEE DM*, 2010.
- [26] R. Rosales, H. Cheng, and E. Manavoglu. Post-click conversion modeling and analysis for non-guaranteed delivery display advertising. In *Proc. WSDM*, 2012.
- [27] N. Silberstein, O. Somekh, Y. Koren, M. Aharon, D. Porat, A. Shahar, and T. Wu. Ad close mitigation for improved user experience in native advertisements. In *Proc. WSDM*, 2020.
- [28] H. Yang, Q. Lu, A. Qiu, and C. Han. Large scale CVR prediction through dynamic transfer learning of global and local features. In *Proc. PLMR*, 2016.
- [29] C. Zhuang, Z. Liu, Z. Zhang, Y. Tan, Z. Wu, Z. Liu, J. Wei, J. Gu, G. Zhang, J. Zhou, et al. Hubble: An industrial system for audience expansion in mobile marketing. In *Proc. SIGKDD*, 2020.