

# Motion Planning for Multiple Mobile Manipulator System in Complex Flipping Manipulation

Wenhang Liu, Kun Song, Meng Ren, Jiawei Hu, Michael Yu Wang, *Fellow, IEEE*, and  
Zhenhua Xiong, *Member, IEEE*

**Abstract**—Multiple robot systems are favored for object manipulation and transportation, especially for large objects. However, in more complex manipulation such as flipping, these systems encounter a new challenge, configuration disconnectivity of manipulators. Grasping objects by manipulators will impose closed-chain constraints on the system, which in turn limits the feasible motions of manipulators and further compromises the configuration connectivity. Multiple mobile manipulator systems show much more flexibility in object manipulation with the mobility of the mobile platform and have the potential to address the above problem. In this paper, a novel planning framework is proposed for complex flipping manipulation by incorporating platform motions and regrasping. Firstly, two types of trajectories, mobile manipulator planning and regrasping planning, are classified and can be assigned different priorities for different tasks. Secondly, corresponding planning methods are designed for each type of trajectory. Specifically, in mobile manipulator planning, the configuration of the platform is determined through optimization to ensure connectivity when the manipulator approaches configuration boundaries. In regrasping planning, closed-chain constraints are temporarily disregarded and the manipulation capabilities are prioritized to facilitate subsequent planning. Finally, the structure of the overall planning framework is provided. Experimental results demonstrate that the proposed planner efficiently plans the motions of the system to accomplish flipping manipulation. Additionally, a comprehensive experiment emphasizes the significance of our planner in extending the capabilities of multiple mobile manipulator systems in complex tasks.

**Index Terms**—Multiple mobile manipulator system, complex manipulation, closed-chain constraint, configuration disconnectivity.

## I. INTRODUCTION

Compared to single robots, Multiple Robot Systems (MRS) are well-suited to handle intricate tasks since they exhibit enhanced robustness, stability, and efficiency [1]. Hence, the versatility of MRS has gained increasing attention and become a focal point of interest in various applications, such as assembly [2] [3], printing [4], exploration [5] [6], and transporting [7] [8]. Among different forms of MRS, Multiple

Mobile Manipulator Systems (MMMS) stand out for their integration of mobility and manipulation capabilities, making them particularly attractive for industrial automation [9] [?]. In automated production, MMMS can accomplish complex processes by collaborative manipulation, for example, they are applied to manipulate industrial components in [3] [10]. Sometimes, when it comes to large objects or complex manipulations, MMMS are even irreplaceable.

Although possessing exceptional performance in object manipulation, MMMS also face several challenges. One of the challenges arises from the closed-chain constraint of manipulators [11] [12]. The grasping of objects by manipulators introduces closed-chain or formation constraints, consequently limiting the feasible motions of manipulators, and further compromising the configuration connectivity. These constraints pose a challenge to motion planning for MMMS.

There are generally two types of methods to deal with closed-chain constraints. One type involves considering the configuration of each robot individually. In [13], probabilistic roadmaps were utilized to efficiently determine feasible configurations for robots. Similarly, dynamic rapidly-exploring random tree was applied in [14]. In such scenarios, task or restricted space regions of the end-effector are useful for the manipulators to plan within the constraints [15] [16]. In [17], the global planner first explored the low-dimensional decomposed task space regions of each robot, and then the local planner computed paths in the high-dimensional constrained configuration space. Another type is to consider the overall configuration of the system. In [18], three modes were predefined according to the objects and closed-chain constraints, based on which, a decision-making method was proposed to facilitate the selection of object transportation and movement direction. In [19], the closed-chain constraints were transformed into the problem of finding the optimal formation for the whole system. Planning the overall configuration can conveniently facilitate the integration with other tasks, such as obstacle avoidance.

The aforementioned works enable MMMS to plan feasible configurations under closed-chain constraints and successfully manipulate objects, as demonstrated through experiments or simulations [13] [17]–[19]. However, it is worth noting that these works primarily address tasks related to object transportation. In this case, objects require large translational movements mostly relying on the mobility of mobile platforms, and the manipulators only perform minimal coordinated motions if necessary. Therefore, these works may not fully consider the configuration disconnectivity problem under closed-chain

This work was supported in part by the National Natural Science Foundation of China (U1813224) and MoE Key Lab of Artificial Intelligence, AI Institute, Shanghai Jiao Tong University, China. (*Corresponding author: Zhenhua Xiong.*)

Wenhang Liu, Kun Song, Meng Ren, Jiawei Hu, and Zhenhua Xiong are with the School of Mechanical Engineering, State Key Laboratory of Mechanical System and Vibration, Shanghai Jiao Tong University, Shanghai, China (e-mail: liuwenhang@sjtu.edu.cn; coldtea@sjtu.edu.cn; meng\_ren@sjtu.edu.cn; hu\_jiawei@sjtu.edu.cn; mexiong@sjtu.edu.cn).

Michael Yu Wang is with the Department of Mechanical and Aerospace Engineering, Monash University, Victoria 3800, Australia (e-mail: Michael.Y.Wang@monash.edu).

constraints, which will arise when tasks become more intricate. For example, in the complex manipulation such as flipping, both configurations can be feasible, but they may not be connected due to self-collisions or singularities.

In [20], configuration disconnectivity of fixed manipulators was addressed in flipping manipulations. A method termed IK-switch based on regrasping was proposed to bridge the gap between different components of the configuration space that would otherwise be disconnected. The effectiveness of this method was successfully confirmed through flipping manipulations of chairs. They further proposed a certified-complete planner of the bimanual system in [21], which could be applied to bring an object from the initial stable placement toward a goal stable placement. Likewise, flipping manipulations were also discussed in [22] and [23], and the manipulators completed the manipulation through regrasping in the experiments.

Although fixed manipulator systems can accomplish some manipulation tasks [24], these systems heavily relies on regrasping, which may impose potential difficulties and issues. Concerns such as efficiency, the feasibility under heavy loads, and the potential impact or vibration caused by regrasping may arise [25]. Fortunately, with the additional degrees of freedom provided by the mobile platform, a mobile manipulator may improve configuration connectivity which is inherently disconnected for the manipulator alone. Accordingly, there is a prospect for MMMS to accomplish flipping manipulations without the need of regrasping.

However, the redundancy brought by the mobile platform also presents another challenge for MMMS, as motion planning is extended to a higher-dimensional space. Existing research on motion planner for mobile manipulators can be broadly categorized into two categories. The first category is decoupled planning [26]. For example, door traversal of mobile manipulators was considered in [27]. They first planned the path for the mobile robot, and second computed configurations of the manipulator from the path. In [28], for the picking up tasks, manipulator trajectories were generated for a given mobile platform trajectory. Decoupled planning is relatively simple and easier to implement, but it may not effectively utilize the mobility of the platform to help the manipulator avoid disconnected configurations. Conversely, the second category treats the mobile platform and manipulator equally. In such cases, there are infinite configurations due to redundancy, and it can be challenging to determine a specific configuration [29]. For this reason, many sample-based or optimization-based methods were proposed for redundancy planning [15] [30] [31]. Regardless of the planning method employed, the planner should be closely aligned with the specific requirements brought by the task.

To achieve complex manipulation of objects, this paper proposes a novel planning framework for MMMS. Firstly, the trajectories involved in object manipulation of mobile manipulators are classified, based on which the task priorities can be specified. Subsequently, corresponding planning methods are designed for different trajectory types, including mobile manipulator planning and regrasping planning. Specifically, in mobile manipulator planning, when manipulator approaches the configuration boundary, motions of the platform are deter-

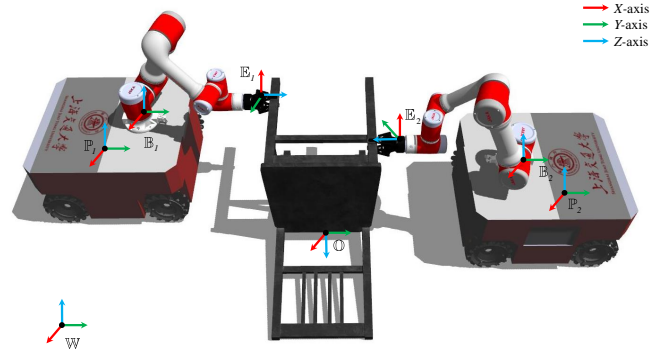


Fig. 1. The collaborative manipulation of objects by MMMS.

mined to ensure the configuration connectivity. In regrasping planning, the manipulation capabilities of the manipulator are considered to facilitate planning. Conclusively, in the framework, the attention remains on planning the motions of the manipulator to accomplish manipulation tasks. The motions of the platform and regrasping are introduced to enhance configuration connectivity in originally disconnected regions. In experiments, the flipping manipulation of object is considered, and results demonstrate that our planners can efficiently plan the motions of MMMS. Different task priorities are set to be compared with each other. Additionally, a comprehensive experiment demonstrates the significant advantages of our planner in object manipulation.

The main contributions of this paper are threefold. First, a novel planning framework is proposed, which realizes the complex flipping manipulation of objects by multiple mobile manipulator systems. Second, the configuration disconnectivity of manipulators in complex manipulations and closed-chain constraints is addressed, and regrasping or platform motion is considered to enhance the connectivity. Third, some areas in the framework requiring further in-depth research are highlighted, and this paper can serve as a guidance.

This remainder of this paper is organized as follows. In Section I, some related work is introduced. In Section II, basic concepts of multiple mobile manipulator systems are defined and the problem is formulated. In Section III, the proposed motion planner is presented in detail. In Section IV, simulation and experimental results are given. Moreover, limitations and areas for further research are discussed. Finally, Section V concludes the paper and outlines future work.

## II. PROBLEM FORMULATION

### A. Preliminaries

As shown in Fig. 1, it illustrates multiple mobile manipulators manipulating an object. Let  $\mathbb{W}$  and  $\mathbb{O}$  be the frames of the world and object, respectively. Let  $\mathbb{P}_i$ ,  $\mathbb{B}_i$ , and  $\mathbb{E}_i$  be the frames of the mobile platform, the base of the manipulator, and the end-effector of the  $i$ -th mobile manipulator, respectively, where  $i = 1, \dots, n$  and  $n$  is the number of mobile manipulators. We use  $\mathbf{T} \in SE(3)$  to represent the pose of a frame with respect to another frame. For example,  ${}^{\mathbb{W}}\mathbf{T}_{\mathbb{O}}$  represents the

pose of frame  $\mathbb{O}$  in frame  $\mathbb{W}$ . Based on frame transformations, we have the following fundamental relationships

$${}^{\mathbb{W}}\mathbf{T}_{\mathbb{O}} = {}^{\mathbb{W}}\mathbf{T}_{\mathbb{P}_i} \cdot {}^{\mathbb{P}_i}\mathbf{T}_{\mathbb{B}_i} \cdot {}^{\mathbb{B}_i}\mathbf{T}_{\mathbb{E}_i} \cdot {}^{\mathbb{E}_i}\mathbf{T}_{\mathbb{O}} \quad (1)$$

which can be regarded as a chain in the system. It should be noted that  ${}^{\mathbb{P}_i}\mathbf{T}_{\mathbb{B}_i}$  is invariant and solely depends on the robot itself, specifically, the location of the manipulator mounted on the mobile platform.

In this paper, the mobile platform is assumed to be driven by Mecanum wheels, and the manipulator has six degrees of freedom. The configurations of the  $i$ -th mobile manipulator is denoted as  $\mathbf{q}_i = (\mathbf{q}_{p,i}^T, \mathbf{q}_{m,i}^T)^T$ , where  $\mathbf{q}_{p,i} \in \mathbb{R}^3$  refers to the configuration of the mobile platform, and  $\mathbf{q}_{m,i} \in \mathbb{R}^6$  refers to the configuration of the manipulator. The whole configuration space is denoted as  $\mathcal{C}^i$ , and the obstacle-free configuration space is denoted as  $\mathcal{C}_{free}^i$ .

### B. Problem Definition

The manipulation problem we consider is how to determine the motions of robots when the trajectory of an object is given. Therefore, the problem can be defined as

$$\begin{aligned} \text{Input: } & \tau_{obj} : [0, 1] \rightarrow [{}^{\mathbb{W}}\mathbf{T}_{\mathbb{O}}(0), {}^{\mathbb{W}}\mathbf{T}_{\mathbb{O}}(1)] \\ \text{Output: } & \tau_i : [0, 1] \rightarrow \begin{cases} [{}^{\mathbb{W}}\mathbf{T}_{\mathbb{P}_i}(0), {}^{\mathbb{W}}\mathbf{T}_{\mathbb{P}_i}(1)] \\ [{}^{\mathbb{B}_i}\mathbf{T}_{\mathbb{E}_i}(0), {}^{\mathbb{B}_i}\mathbf{T}_{\mathbb{E}_i}(1)] \end{cases} \quad (2) \\ \text{s.t. } & \text{Eq.(1)} \end{aligned}$$

The kinematics of the mobile platform is defined as  $\mathbf{J}_p$ , and then we can obtain  $\mathbf{J}_p(\mathbf{q}_{i,p}) = {}^{\mathbb{W}}\mathbf{T}_{\mathbb{P}_i}$ . Similarly,  $\mathbf{J}_m(\mathbf{q}_{i,m}) = {}^{\mathbb{B}_i}\mathbf{T}_{\mathbb{E}_i}$ . Since  ${}^{\mathbb{P}_i}\mathbf{T}_{\mathbb{B}_i}$  is only related to the mounting position of manipulators on the mobile platform, the kinematics  $\mathbf{J}$  of the mobile manipulator can be defined as follows.

$$\mathbf{J}(\mathbf{q}_i) \cdot {}^{\mathbb{E}_i}\mathbf{T}_{\mathbb{O}} = {}^{\mathbb{W}}\mathbf{T}_{\mathbb{O}}, \quad \mathbf{q}_i \in \mathbb{R}^9 \quad (3)$$

Obviously, Eq.(3) is a many-to-one relationship, which is the challenging of redundant motion planning for the mobile manipulator. According to Eq.(1), we can derive that


$$\mathbf{J}^{-1}(\mathbf{q}_j)\mathbf{J}(\mathbf{q}_i) = {}^{\mathbb{E}_j}\mathbf{T}_{\mathbb{E}_i}, \quad i \neq j \quad (4)$$

Eq.(4) can be regarded as the closed-chain constraints between robots, indicating that end-effectors of the manipulators must maintain a specific relative pose. If no regrasping occurs in the manipulation,  ${}^{\mathbb{E}_j}\mathbf{T}_{\mathbb{E}_i}$  remains unchanged.


Substituting Eq.(3)-(4) into the problem given in (2), the planning problem can be transformed into

$$\begin{aligned} \text{Input } & \tau_{obj} : [0, 1] \rightarrow [{}^{\mathbb{W}}\mathbf{T}_{\mathbb{O}}(0), {}^{\mathbb{W}}\mathbf{T}_{\mathbb{O}}(1)] \\ \text{Output } & \tau_i : [0, 1] \rightarrow [\mathbf{q}_i(0), \mathbf{q}_i(1)] \\ \text{s.t. } & \begin{cases} \mathbf{J}(\mathbf{q}_i(t)) = {}^{\mathbb{W}}\mathbf{T}_{\mathbb{O}}(t) \times {}^{\mathbb{O}}\mathbf{T}_{\mathbb{E}_i}(t) \\ \mathbf{q}_i(t) \in \mathcal{C}_{free}^i \quad t \in [0, 1] \end{cases} \quad (5) \end{aligned}$$

Once  $\tau_i$  is obtained, planning the motions become straightforward. In the multiple fixed manipulators system,  $\mathbf{q}_i = \mathbf{q}_{m,i} \in \mathbb{R}^6$ , and hence it is relatively easy to solve Eq.(3). However, it may not always be possible to find a connected path in the configuration space that satisfies Eq.(4). As clarified before, some research has employed the regrasping approach.



(a) Path A: Mobile Manipulator Planning



(b) Path B: Regrasping Planning

Fig. 2. Different paths of mobile manipulators when manipulating objects.

Specifically, if  $\mathbf{q}_{m,i}(t_k)$  and  $\mathbf{q}_{m,i}(t_{k+1})$  are not connected,  $\mathbf{q}_{m,i}(t_k)$  is allowed to transition to  $\mathbf{q}'_{m,i}(t_k)$  by regrasping. During the transition, the satisfaction of the new closed-chain constraint  ${}^{\mathbb{E}_j}\mathbf{T}'_{\mathbb{E}_i}$  is only needed at  $\mathbf{q}'_{m,i}(t_k)$ . Thus, the connectivity of the configuration space under closed-chain constraints is improved.

In MMMS, since  $\mathbf{q}_i = (\mathbf{q}_{p,i}, \mathbf{q}_{m,i}) \in \mathbb{R}^9$ , its potential is extensively expanded in the manipulation of objects. However, it is crucial to design a feasible planner to solve the problem in (5).

## III. THE PROPOSED MOTION PLANNER

This paper focuses on motion planning for robots, assuming that the trajectory of the object is already provided. In general, owing to the redundant degree of freedom, a multiple mobile manipulator system can plan different motions to realize the manipulation. Therefore, we initially strategize the task priorities for each mobile manipulator, including whether the mobile platform remains stationary, and whether the manipulator regrasps. Subsequently, planning processes for corresponding tasks are addressed. Finally, a comprehensive framework is introduced to integrate these methods.

### A. Trajectory Classification

Based on the movement of mobile manipulators during object manipulation within a trajectory segment  $\gamma = [\alpha_1, \alpha_2]$ , we categorize the following types of paths:

- Path A:  ${}^{\mathbb{E}_i}\mathbf{T}_{\mathbb{O}}(t) = {}^{\mathbb{E}_i}\mathbf{T}_{\mathbb{O}}(\alpha_1)$ ,  $t \in [\alpha_1, \alpha_2]$ .
- Path B:  $\tau_B : [\alpha_1, \alpha_2] \rightarrow [{}^{\mathbb{E}_i}\mathbf{T}_{\mathbb{O}}(\alpha_1), {}^{\mathbb{E}_i}\mathbf{T}_{\mathbb{O}}(\alpha_2)]$ .

**Algorithm 1: PathA Planner**


---

**Input:**  $\tau_{obj}(\gamma) : [\alpha_1, \alpha_2] \rightarrow [{}^W\mathbf{T}_O(\alpha_1), {}^W\mathbf{T}_O(\alpha_2)], g$ .  
**Output:**  $\tau_A(\gamma) : [\alpha_1, \alpha_2] \rightarrow [\mathbf{q}(\alpha_1), \mathbf{q}(\alpha_2)]$ .

- 1  $\tau_A, \tau \leftarrow \emptyset; \gamma_1 \leftarrow \emptyset;$
- 2 **while**  $\gamma_1 \prec \gamma$  **do**
- 3      $\tau, \gamma_1 \leftarrow \text{PlanManipulator}(\tau_{obj}(\gamma \setminus \gamma_1), g);$
- 4      $\tau_A \leftarrow \text{TrajectorySynthesis}(\tau_A, \tau);$
- 5     **if**  $\gamma_1 == \gamma$  **then**
- 6         **break;**
- 7     **end**
- 8      $\tau, \gamma_1 \leftarrow \text{ConnectPlan}(\tau_{obj}(\gamma \setminus \gamma_1), g);$
- 9      $\tau_A \leftarrow \text{TrajectorySynthesis}(\tau_A, \tau);$
- 10 **end**
- 11 **return**  $\tau_A;$

---

Two different paths are shown in Fig. 2. In *Path A*, there are no regrasping motions. The platform collaborates with the manipulator to avoid configuration disconnectivity, as shown in Fig. 2(a). *Path B* represents a regrasping motion, where the manipulator releases the object, shifts to a desired configuration, and subsequently regrasps the object, as shown in Fig. 2(b). Following *Path B*, there will be a change in the closed-chain constraints. It should be noted that we assume when a robot is executing *Path B*, other robots are kept stationary. This assumption is made to ensure safety and stability during object manipulation, and can also be found in other research papers [20] [23].

The path of a robot manipulating the object is made up of these two fundamental types, which can both address the problem of configuration disconnectivity of manipulators. In *Path A*, when considering the additional motions of the platform, it effectively introduces extra degrees of freedom, significantly expanding the feasible space. In *Path B*, the old closed-chain constraints are disregarded and the robot can change the grasping position to form new closed-chain constraints, under which the configuration may be connected. Based on specific requirements or the capabilities of robots, we can establish task priorities in object manipulations. For example, regrasping is deliberately given lower priority due to its potential instability.

### B. Mobile Manipulator Planning

Since *Path A* is preferred, planning *Path A* becomes the most important part in a trajectory segment  $\gamma = [\alpha_1, \alpha_2]$ . Specifically, when the grasping position  $g$  remains unchanged, plan a configuration trajectory  $\tau_A(\gamma) : [\alpha_1, \alpha_2] \rightarrow [\mathbf{q}(\alpha_1), \mathbf{q}(\alpha_2)]$  for the robot. It should be pointed out that the manipulator is generally more accurate and flexible than the mobile platform, and therefore completing the manipulation task primarily relies on the motion of the manipulator. Hence, the platform will remain as stationary as possible. With this motivation, the planning process is detailed in Algorithm 1 and some key functions are explained as follows.

- `PlanManipulator` plans the trajectory of manipulators while keeping the mobile platform stationary.  $\gamma_1$  is the trajectory that has been planned, and this step plans for the

**Algorithm 2: PathB Planner**


---

**Input:**  $\tau(\gamma) : [\alpha_1, \alpha_2] \rightarrow [\mathbf{q}(\alpha_1), \mathbf{q}(\alpha_2)], g$ .  
**Output:**  $\tau(\gamma') : [\alpha_1, \alpha_3] \rightarrow [\mathbf{q}(\alpha_1), \mathbf{q}(\alpha_3)]$ .

- 1  $\{\mathbf{q}\} \leftarrow \text{IKsolution}(g);$
- 2  $\mathbf{q}(\alpha_3) \leftarrow \text{ManiOptimization}(\{\mathbf{q}\});$
- 3  $\tau_B \leftarrow \text{Regrasping}(\mathbf{q}(\alpha_2), \mathbf{q}(\alpha_3));$
- 4  $\tau(\gamma') \leftarrow \text{TrajectorySynthesis}(\tau(\gamma), \tau_B);$
- 5 **return**  $\tau(\gamma');$

---

remaining trajectory segment  $\gamma \setminus \gamma_1$ . There are numerous proven methods for manipulator trajectory planning [32]. Relying exclusively on the manipulator may suffer the configuration disconnectivity due to limited reachable space or self-collisions. Therefore, the trajectory has not been completely planned and further planning is required.

- `TrajectorySynthesis` integrates the planned trajectories.
- `ConnectPlan` plans the collaborative configuration of the platform and manipulator, enhancing the connectivity of the manipulator. The following method is introduced to align better with this requirement. Assuming the planned trajectory is  $\tau(\gamma_1) : [\alpha_1, \beta_1] \rightarrow [\mathbf{q}(\alpha_1), \mathbf{q}(\beta_1)]$ ,  $\mathbf{q}(\beta_1) = (\mathbf{q}_p^T(\beta_1), \mathbf{q}_m^T(\beta_1))^T$ , and the remaining trajectory segment is  $\gamma_2 = [\beta_1, \alpha_2]$ . The desired configuration of the mobile platform is determined through the following optimal planning

$$\begin{aligned} \mathbf{q}_p &= \operatorname{argmax} \beta_2' \\ \text{s.t. } & \beta_1 - \beta_1' \geq \xi \\ & \mathbf{q}_m(\beta_1) \in [\mathbf{q}_m(\beta_1'), \mathbf{q}_m(\beta_2')] \end{aligned} \quad (6)$$

where  $[\beta_1', \beta_2'] \leftarrow \text{PlanManipulator}(\tau_{obj}, \mathbf{q}_p, g)$

`PlanManipulator`( $\tau_{obj}, \mathbf{q}_p, g$ ) yields a connected trajectory  $[\beta_1', \beta_2']$  with the platform remaining stationary at  $\mathbf{q}_p$ .  $\xi$  is a positive coefficient, where a larger value indicates more shared solutions between the two trajectory segments  $[\beta_1', \beta_2']$  and  $[\alpha_1, \beta_1]$ . After obtaining  $\mathbf{q}_p$ , the direction of the platform's movement is determined, and then  $\tau$  can be planned. This optimization is aimed at ensuring the connectivity of the manipulator when platform moves and enhancing subsequent planning if necessary.

In the planning phase, our emphasis remains on effectively deploying the manipulator for object manipulation. The motions of the platform are aimed at facilitating the connection of configurations that would otherwise be disconnected of the manipulator. Hence, the platform moves only when the manipulator is close to the disconnectivity boundary, which will be further displayed in the experiment section.

### C. Regrasping Planning

As illustrated in Figure 2, under closed-chain constraints, configurations may need regrasping to achieve connectivity. For a robot, we assume that the trajectory before regrasping has already been planned and is denoted as  $\tau(\gamma) : [\alpha_1, \alpha_2] \rightarrow [\mathbf{q}(\alpha_1), \mathbf{q}(\alpha_2)]$ , and the grasping position  $g$  for the next segment has been determined. Then, the regrasping planning

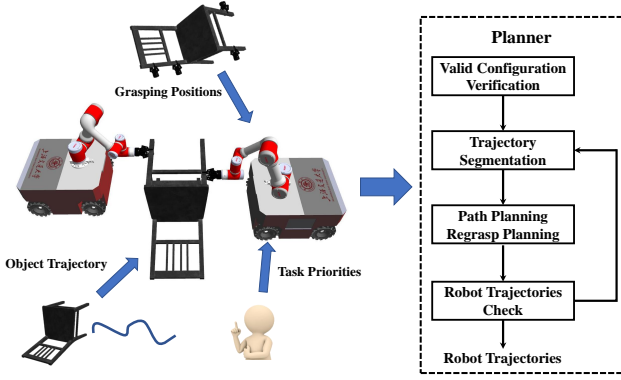


Fig. 3. The framework of our planner, which involves three inputs, object trajectory, task priorities, and grasping positions. The outputs are the robot trajectories, which are determined through four primary steps.

problem is to plan  $\tau_B : [\alpha_2, \alpha_3] \rightarrow [\mathbf{q}(\alpha_2), \mathbf{q}(\alpha_3)]$ , where the new closed-chain constraint  ${}^E\mathbf{T}_O$  must be re-established at  $\mathbf{q}(\alpha_3)$ . Hence, the most critical part is to determine  $\mathbf{q}(\alpha_3)$ , i.e., the configuration under the new closed-chain constraint.

Here, we consider the following optimal planning

$$\begin{aligned} \mathbf{q}(\alpha_3) = \operatorname{argmax} \det \sqrt{\mathbf{J}_m(\mathbf{q}(\alpha_3)) \mathbf{J}_m^T(\mathbf{q}(\alpha_3))} \\ \text{s.t } \mathbf{J}(\mathbf{q}(\alpha_3)) \cdot {}^E\mathbf{T}_O = {}^W\mathbf{T}_O \end{aligned} \quad (7)$$

where  $\det \sqrt{\mathbf{J}_m(\mathbf{q}(\alpha_3)) \mathbf{J}_m^T(\mathbf{q}(\alpha_3))}$  is the manipulability of robots [33]. This optimization aims to enhance the robot's operational capabilities after regrasping and facilitate the subsequent planning. Since the other robots remain stationary while one robot performs regrasping, it is convenient to plan the trajectory after obtaining  $\mathbf{q}(\alpha_3)$ . The planning process is detailed in Algorithm 2 and some key functions are explained as follows.

- `IKsolution` and `ManiOptimization` are employed to solve the optimization problem. The configurations of mobile platform are sampled first, and then the configurations of manipulator can be solved through the inverse kinematics solvers. Finally, the optimal configuration with highest manipulability is selected for regrasping.
- `Regrasping` plans a trajectory for robot from the initial configuration to the planned configuration. After releasing the object, the robot can move relatively freely and the trajectory can be planned easily. The only consideration during `Regrasping` is collision avoidance. Then, the input  $\tau(\gamma)$  and planned  $\tau_B$  are integrated as the output  $\tau(\gamma')$  through `TrajectorySynthesis`.

#### D. General Framework of Planner

The framework of our planner is illustrated in Fig. 3. As previously mentioned, an input to our planner is the object trajectory  $\tau_{obj}$ . Besides, task priorities should be introduced. In this paper, the framework considers priorities *Path A* > *Path B*, which implies that robots will initially adjust the platform as needed, followed by regrasping. Depending on the requirements or performance of robots, the priority can be accordingly adjusted. Additionally, it is exceedingly challenging

#### Algorithm 3: Global Planner

---

**Input:**  $\tau_{obj} : [0, 1] \rightarrow [{}^W\mathbf{T}_O(0), {}^W\mathbf{T}_O(1)]$ ;  
 $\mathcal{G} = \{\mathcal{G}_1, \dots, \mathcal{G}_n\}$ ; Task priorities.

**Output:**  $\tau_i : [0, 1] \rightarrow [\mathbf{q}_i(0), \mathbf{q}_i(1)]$ ,  $i = 1, \dots, n$ .

```

1 for  $i = 1$  to  $n$  do
2    $\Gamma_i \leftarrow \text{IKcheck}(\tau_{obj}, \mathcal{G}_i)$ ;
3   if  $\Gamma_i \prec [0, 1]$  then
4     return  $\emptyset$ ;
5   end
6 end
7 for  $i = 1$  to  $n$  do
8    $\tau_i \leftarrow \emptyset$ ;
9   while TrajectoryCheck( $\tau_i$ ) is true do
10     $\{\gamma_1, \dots, \gamma_m\}, \{g(\gamma_1), \dots, g(\gamma_m)\} \leftarrow$ 
      Segmentation( $\Gamma_i$ );
11    for  $j = 1$  to  $m - 1$  do
12       $\tau_i(j) \leftarrow \text{PathA}(\tau_{obj}(\gamma_j), g(\gamma_j))$ ;
13       $\tau_i(j) \leftarrow \text{PathB}(\tau_i(j), g(\gamma_{j+1}))$ ;
14    end
15     $\tau_i(m) \leftarrow \text{PathA}(\tau_{obj}, \gamma_m, g(\gamma_m))$ ;
16  end
17 end
18 return  $\tau_1, \dots, \tau_n$ ;

```

---

to consider all possible grasping positions during regrasping. Hence, a set of stable grasping positions will be predefined and included as inputs to the planner. The set of grasping positions of the  $i$ -th robot is denoted as  $\mathcal{G}_i = \{g_1, \dots, g_m\}$ .

Once the inputs are determined, our planner generates the trajectories of robots through four main steps, which are detailed in Algorithm 3 and some key functions are explained as follows.

- `IKcheck` verifies whether feasible configurations exist under the given trajectory and closed-chain constraints. Specifically, it checks for the existence of  $\mathbf{q}_i$  that satisfies Eq.(3), and  ${}^E\mathbf{T}_O$  is determined by the grasping position  $g \in \mathcal{G}_i$ . The output of `IKcheck` is a trajectory segment  $\Gamma_i$  containing feasible configurations.  $\Gamma_i \prec [0, 1]$  signifies that there are no feasible configurations in certain points regardless of the grasping positions employed. In this case, the planning is bound to fail and the remaining steps will be skipped.
- Since some feasible configurations are disconnected without regrasping, `Segmentation` divides the trajectory into several segments  $\{\gamma_1, \dots, \gamma_m\}$  and corresponding grasping positions  $\{g(\gamma_1), \dots, g(\gamma_m)\}$ . There are two situations leading to disconnectivity. The first is that subsequent feasible configurations exist at different grasping positions, necessitating a switch to a new grasping position. The second is that although feasible configurations exist at the same grasping position, robots could not achieve connectivity due to singular configurations or self-collisions. During this step, it is preferable to choose grasping positions that have more feasible configurations for segmentation.
- `PathA` and `PathB` are carried out through Algorithm 1 and Algorithm 2, respectively.

- `TrajectoryCheck` is employed to verify whether the generated trajectory  $\tau_i$  meets the requirements and whether self-collisions occur during execution.

After planning the configuration trajectories of all robots, we can carry out time synchronization and motion planning on them to complete the planning task.

#### IV. SIMULATION AND EXPERIMENT

##### A. Simulation and Experiment Setup

To validate the proposed framework, two sets of simulations are conducted, including different numbers of mobile manipulators and the flipping of different large objects. Before planning, we assume that the trajectory of object and the grasping positions on the object are given. The mobile platforms are omnidirectional wheeled and manipulators are UR5 and JAKA Zu7, and the end of each manipulator is equipped with a Robotiq 2F-85 gripper. All our simulations are performed on a computer with Intel Core i7-10700 CPU at 2.90 GHz (16 cores) and 64GB RAM. The results are obtained by the simulation platform ROS-Gazebo based on C++. `PlanManipulator` is implemented based on the open-source package [34] and `IKcheck` is implemented based on our previous work [35].

Real-world experiments are conducted on the mobile JAKA Zu7 robots. Each robot is controlled separately by its onboard Next Unit of Computing (NUC) computer with Intel Core i7-1165G7 CPU, and all robots are equipped with wireless transmission modules in the same local network for communication. Due to control errors and time delays, it is almost impossible for physical robots to achieve consistency. Hence, the planned motions cannot be perfectly replicated and require adjustments. A simple feedback correction mechanism is considered as follows.

The leader-follower structure is enrolled for the system. Assuming the leader robot of the system is  $l$ . When executing the planned motions, the configurations at time  $t$  should satisfy the closed-chain constraints

$$\mathbf{J}^{-1}(\mathbf{q}_l(t))\mathbf{J}_p(\mathbf{q}_{i,p}(t))^{\mathbb{P}_i}\mathbf{T}_{\mathbb{B}_i}\mathbf{J}_m(\mathbf{q}_{i,m}(t)) = \mathbb{E}_i\mathbf{T}_{\mathbb{E}_i}(t) \quad (8)$$

$$i = 1, \dots, n \quad i \neq l$$

In order to maintain Eq.(8), the planned configuration of the follower robot  $\mathbf{q}_i(t)$  needs to be instantaneously modified to  $\mathbf{q}'_i(t)$  according to the actual configuration of the leader. For the sake of real-time performance, the configuration of the manipulator  $\mathbf{q}_{i,p}(t)$  is modified while the motions of the platform remains unchanged. In this correction mechanism, the followers need to obtain information about their own and the leader's configurations.

##### B. Simulation Results

1) *Flip a Chair in Simulation*: The first set of simulations is using two mobile JAKA Zu7 manipulators to flip a chair. During the flipping, the position of the chair remains unchanged, where the orientation, represented as roll-pitch-yaw angles, needs to change from (90, 0, 0) degrees to (-180, 45, 90) degrees. In such complex manipulation of large object, the manipulators may easily suffer the configuration disconnectivity

due to limited configuration space or collisions. To display the effect of different task priorities on planning, two simulations with identical chair trajectory are implemented, and the results are shown in Fig. 4.

In the first simulation, the trajectory priorities of robots are set as  $Path A > Path B$ , which corresponds to the motion of platforms being prioritized over regrasping. As shown in Fig. 4(a), the robots successfully completed the manipulation without the need of regrasping. The robot on the left side kept its platform stationary during the manipulation. In contrast, the robot on the right side moved its platform three times. As stated previously, completing the manipulation primarily relies on the motions of the manipulator itself. When the manipulator approached the configuration boundary, which was mainly caused by exceeding the configuration space, connectivity was maintained by the platform adjusting its position accordingly.

In the second simulation, the trajectory priorities of robots are set as  $Path B > Path A$ , which corresponds to regrasping being prioritized over the motion of platforms. As shown in Fig. 4(b), the robots successfully completed the manipulation without any movement of the platform. When platforms remain stationary, the reachable space of manipulators is limited. Under a fixed closed-chain constraint, manipulating large objects within this limited space may easily lead to self-collisions. Therefore, the robot on the right side regrasped the chair and changed the grasping position four times. The robot disregarded the closed-chain constraint during regrasping and formed a new closed-chain constraint after regrasping.

2) *Flip a Desk in Simulation*: The second set of simulations is using three mobile UR5 manipulators to flip a desk. Trajectory priorities of robots are set as  $Path A > Path B$ . The orientation of desk needs to change from (0, 0, 0) degrees to (180, 0, 0) degrees.

In the first simulation, the desk was lifted higher, as shown in Fig. 5(a). There was enough room under the desk for the robot to pass through. Hence, the robot did not regrasp the desk since the motion of platforms are prioritized. The system successfully completed the manipulation and two of the robots moved their platforms.

In the second simulation, the desk was lifted not too high, as shown in Fig. 5(b). It can be seen that if the closed-chain constraints remained unchanged, which means robots do not change grasping positions on the desk, then this manipulation could not be completed due to collisions. Therefore, the robot regrasped its grasping position from the lower part of the desk to the upper part to avoid collisions, and the system successfully completed the manipulation.

3) *Results Discussion*: Results similar to Fig. 4(b), which can be regarded as multiple fixed manipulator systems flipping objects, can also be found in [20]–[23]. As far as we know, the results shown in Fig. 4(a), Fig. 5 or Fig. 6 have not appeared in other literature yet. These experiments demonstrate that both regrasping and platform motions can effectively enhance the connectivity of the manipulator. However, the essence of these two strategies is different. The motions of the platform will expand the reachable space of the manipulator, providing more flexibility in planning. In contrast, regrasping does not change the reachable space of the manipulator, but forms other closed-

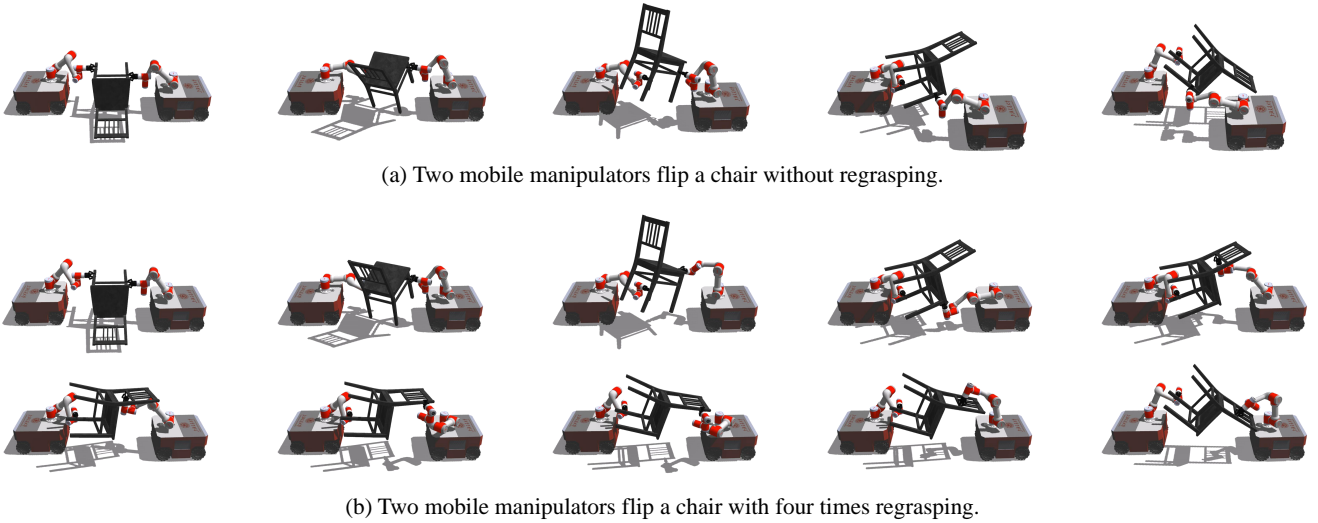


Fig. 4. Flipping manipulation of a chair by two mobile JAKA Zu7 manipulators. Trajectories of the chair are the same, changing from an orientation of  $(90, 0, 0)$  degrees to  $(-180, 45, 90)$  degrees. (a) Trajectory priorities  $Path A > Path B$ . In this situation, robots prioritize the motion of the platform. During the manipulation, there was no regrasping. The platform coordinated its motions with the manipulator to accomplish the flipping. (b) Trajectory priorities  $Path B > Path A$ . In this situation, robots prioritize regrasping. During the manipulation, platforms remained stationary and the manipulator switched its grasping position four times through regrasping to accomplish the flipping.

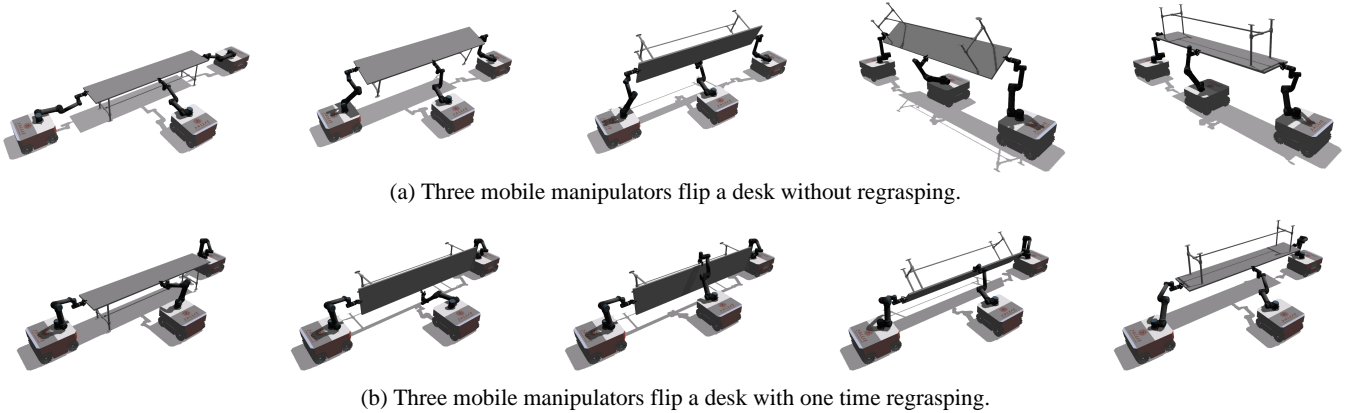


Fig. 5. Flipping manipulation of a desk by three mobile UR5 manipulators. Trajectory priorities of robots are the same  $Path A > Path B$ . Trajectories of the desk are different, but the orientation requires a change from  $(0, 0, 0)$  degrees to  $(180, 0, 0)$  degrees. (a) In this trajectory, the desk was lifted to a greater height. The robot passed through under the desk and there was no regrasping. (b) In this trajectory, the robot regrasped its grasping position from the lower part of the desk to the upper part.

chain constraints, under which the planning can be continued. This significantly relies on the feasible grasping positions on the object, and may not be applicable when the object does not have suitable grasping positions. Furthermore, when a robot performs regrasping, the other robots remain stationary, leading to inefficiency. While the results may indicate that platform motion is better than regrasping, they are not a substitute for each other. As shown in Fig. 5(b), the manipulation can not be completed without regrasping or platform motions. Therefore, we introduce trajectory priorities in the planner to offer adaptability in meeting different requirements.

### C. Physical Experiment Results

An experiment similar to Fig. 4(a) is conducted in the physical world, and the results are shown in Fig. 6. When the

right-side manipulator approached the configuration boundary due to limited configuration space or self-collisions, the robot moved its platform to coordinate with the manipulator to accomplish the flipping. We also attempted to conduct Fig. 4(b) in the physical world. However, due to the large and heavy object, it resulted in unstable grasping when a robot released the object. As mentioned earlier, relying solely on regrasping to accomplish flipping manipulations poses additional challenges.

Finally, we conducted a comprehensive experiment requiring a table to be placed in a specified location. The results are shown in Fig. 7, where the first image highlights the designated placement location. If a conventional planner is employed, this task would be impossible to complete since the table would need to be lifted to a height beyond the reachable range of the robot. However, within our planning framework,




Fig. 6. Flipping manipulation of a chair by two mobile JAKA Zu7 manipulators in real world. The setup is similar to Fig. 4(a). The orientation of the chair needs to change from  $(90, 0, 0)$  degrees to  $(-180, 0, 90)$  degrees. The right-side robot moved its platform two times to coordinate with the manipulator to accomplish the flipping.




Fig. 7. A manipulation task requires placing the table in a specified location. Due to the limited reachable space of the robots, three mobile JAKA Zu7 manipulators have to flip the object by 180 degrees before being able to place it.

the table can be manipulated to achieve the flipping, and subsequently, the table can be placed within the reachable range of the robot, as illustrated in Fig. 7. Such scenarios involving flipping manipulations emphasizes the significance of our planner in extending the capabilities of multiple mobile manipulator systems in complex tasks.

#### D. Limitations of Proposed Framework

The results successfully demonstrate the effectiveness of our planning framework for multiple mobile manipulator systems in complex manipulations. Both regrasping and platform motions can be employed to enhance the configuration connectivity under closed-chain constraints. Additionally, the framework offers the flexibility to adjust trajectory priorities according to specific requirements. Still, there are certain limitations within our planning framework warranting further investigation.

1) *Completeness of Proposed Framework:* In our planner, two specific optimization problems are introduced to ensure the configuration connectivity, based on which a feasible path for the manipulation can be found. However, the completeness of the framework has not been verified. In other words, when planning fails, it remains uncertain whether it is due to a genuinely unavailable path or an unreasonable planning method. Since verifying completeness in planning for systems with such high degrees of freedom under closed-chain constraints is extremely challenging, the framework requires further study.

2) *Trajectories of Object and Grasping Positions:* The trajectory of the object and grasping positions are predetermined and considered as input to the planner. However, in some cases, it is only necessary to specify the initial pose and final pose of the object, and the specific trajectory or grasping positions are not required. As shown in Fig. 5, different



trajectories of object may have a significant impact on the motions of robots. Similarly, different grasping positions can lead to different motions of robots and may even determine whether the manipulation can be successfully completed. In this paper, these problems are avoided, but these pre-specified inputs should also be considered as outputs of the planner in a more general framework.

## V. CONCLUSION AND FUTURE WORK

This paper proposes a novel planning framework of multiple mobile manipulator systems in complex manipulation of large object. The trajectory and grasping positions of object are considered as inputs of the planner and the outputs are motions of robots. The manipulation is mainly completed through motions of the manipulator. When manipulators suffer configuration disconnectivity, platform motions or regrasping are enrolled, where the priorities between them can be adjusted. Experimental results successfully demonstrate the effectiveness of our framework.

Regarding future work, on the one hand, we will further refine the planning framework, for example, the completeness of the planner. Moreover, the framework can be extended to consider the trajectory of object and grasping positions as outputs, which may provide greater flexibility in planning. On the other hand, we will further integrate the practical manipulation issues, for example, considering the load distribution and force interaction problems between robots.

## REFERENCES

- [1] M. Dorigo, G. Theraulaz, and V. Trianni, "Reflections on the future of swarm robotics," *Sci. Robot.*, vol. 5, no. 49, p. eabe4385, 2020.
- [2] F. Suárez-Ruiz, X. Zhou, and Q.-C. Pham, "Can robots assemble an ikea chair?" *Sci. Robot.*, vol. 3, no. 17, p. eaat6385, 2018.
- [3] M. Dogar, R. A. Knepper, A. Spielberg, C. Choi, H. I. Christensen, and D. Rus, "Multi-scale assembly with robot teams," *Int. J. Robot. Res.*, vol. 34, no. 13, pp. 1645–1659, 2015.
- [4] X. Zhang, M. Li, J. H. Lim, Y. Weng, Y. W. D. Tay, H. Pham, and Q.-C. Pham, "Large-scale 3d printing by a team of mobile robots," *Automat. Constr.*, vol. 95, pp. 98–106, 2018.
- [5] P. Arm, G. Waibel, J. Preisig, T. Tuna, R. Zhou, V. Bickel, G. Ligeza, T. Miki, F. Kehl, H. Kolvenbach *et al.*, "Scientific exploration of challenging planetary analog environments with a team of legged robots," *Sci. Robot.*, vol. 8, no. 80, p. eade9548, 2023.
- [6] C. Cao, H. Zhu, Z. Ren, H. Choset, and J. Zhang, "Representation granularity enables time-efficient autonomous exploration in large, complex worlds," *Sci. Robot.*, vol. 8, no. 80, p. eadf0970, 2023.
- [7] X. Jin and Z. Hu, "Adaptive cooperative load transportation by a team of quadrotors with multiple constraint requirements," *IEEE Trans. Intell. Transport. Syst.*, vol. 24, no. 1, pp. 801–814, 2022.
- [8] H. Kim, C. Oh, I. Jang, S. Park, H. Seo, and H. J. Kim, "Learning and generalizing cooperative manipulation skills using parametric dynamic movement primitives," *IEEE Trans. Automat. Sci. Eng.*, vol. 19, no. 4, pp. 3968–3979, 2022.
- [9] O. Khatib, K. Yokoi, K. Chang, D. Ruspini, R. Holmberg, and A. Casal, "Coordination and decentralized cooperation of multiple mobile manipulators," *Journal of Robotic Systems*, vol. 13, no. 11, pp. 755–764, 1996.
- [10] X. Zhao, B. Tao, and H. Ding, "Multimobile robot cluster system for robot machining of large-scale workpieces," *IEEE/ASME Trans. Mechatronics*, vol. 27, no. 1, pp. 561–571, 2021.
- [11] F. Caccavale and M. Uchiyama, "Cooperative manipulation," *Springer handbook of robotics*, pp. 989–1006, 2016.
- [12] J. Cortés, "Motion planning algorithms for general closed-chain mechanisms," Ph.D. dissertation, Institut National Polytechnique de Toulouse-INPT, 2003.
- [13] J. Cortes, T. Siméon, and J.-P. Laumond, "A random loop generator for planning the motions of closed kinematic chains using prm methods," in *Proc. IEEE Int. Conf. Robot. Autom.*, 2002, pp. 2141–2146.
- [14] R. Bordalba, L. Ros, and J. M. Porta, "A randomized kinodynamic planner for closed-chain robotic systems," *IEEE Trans. Robotics*, vol. 37, no. 1, pp. 99–115, 2020.
- [15] D. Berenson, S. Srinivasa, and J. Kuffner, "Task space regions: A framework for pose-constrained manipulation planning," *Int. J. Robot. Res.*, vol. 30, no. 12, pp. 1435–1460, 2011.
- [16] Z. Kingston, M. Moll, and L. E. Kavraki, "Sampling-based methods for motion planning with constraints," *Annu. Rev. Control Robot. Auton. Syst.*, vol. 1, pp. 159–185, 2018.
- [17] X. Zhang, L. Yan, T. L. Lam, and S. Vijayakumar, "Task-space decomposed motion planning framework for multi-robot loco-manipulation," in *Proc. IEEE Int. Conf. Robot. Autom.*, 2021, pp. 8158–8164.
- [18] J. Jiao, Z. Cao, N. Gu, S. Nahavandi, Y. Yang, and M. Tan, "Transportation by multiple mobile manipulators in unknown environments with obstacles," *IEEE Systems J.*, vol. 11, no. 4, pp. 2894–2904, 2015.
- [19] J. Alonso-Mora, S. Baker, and D. Rus, "Multi-robot formation control and object transport in dynamic environments via constrained optimization," *Int. J. Robot. Res.*, vol. 36, no. 9, pp. 1000–1021, 2017.
- [20] Z. Xian, P. Lertkultanon, and Q.-C. Pham, "Closed-chain manipulation of large objects by multi-arm robotic systems," *IEEE Robot. Automat. Lett.*, vol. 2, no. 4, pp. 1832–1839, 2017.
- [21] P. Lertkultanon and Q.-C. Pham, "A certified-complete bimanual manipulation planner," *IEEE Trans. Automat. Sci. Eng.*, vol. 15, no. 3, pp. 1355–1368, 2018.
- [22] Y. Wu, Y. Fu, and S. Wang, "Global motion planning and redundancy resolution for large objects manipulation by dual redundant robots with closed kinematics," *Robotica*, vol. 40, no. 4, pp. 1125–1150, 2022.
- [23] K. Jang, J. Baek, S. Park, and J. Park, "Motion planning for closed-chain constraints based on probabilistic roadmap with improved connectivity," *IEEE/ASME Trans. Mechatronics*, vol. 27, no. 4, pp. 2035–2043, 2022.
- [24] T. Marcucci, M. Petersen, D. von Wrangel, and R. Tedrake, "Motion planning around obstacles with convex optimization," *Sci. Robot.*, vol. 8, no. 84, p. eadf7843, 2023.
- [25] P. Lertkultanon, "Planning algorithms for complex manipulation tasks," Ph.D. dissertation, 2017.
- [26] O. Brock and L. E. Kavraki, "Decomposition-based motion planning: A framework for real-time motion planning in high-dimensional configuration spaces," in *Proc. IEEE Int. Conf. Robot. Autom.*, 2001, pp. 1469–1474.
- [27] K. Jang, S. Kim, and J. Park, "Motion planning of mobile manipulator for navigation including door traversal," *IEEE Robot. Automat. Lett.*, 2023.
- [28] S. Thakar, P. Rajendran, A. M. Kabir, and S. K. Gupta, "Manipulator motion planning for part pickup and transport operations from a moving base," *IEEE Trans. Automat. Sci. Eng.*, vol. 19, no. 1, pp. 191–206, 2020.
- [29] Q. Huang, K. Tanie, and S. Sugano, "Coordinated motion planning for a mobile manipulator considering stability and manipulation," *Int. J. Robot. Res.*, vol. 19, no. 8, pp. 732–742, 2000.
- [30] F. Burget, M. Bennewitz, and W. Burgard, "Bi 2 rrt\*: An efficient sampling-based path planning framework for task-constrained mobile manipulation," in *Proc. IEEE/RSJ Int. Conf. Intell. Robot. Syst.*, 2016, pp. 3714–3721.
- [31] G. Oriolo and C. Mongillo, "Motion planning for mobile manipulators along given end-effector paths," in *Proc. IEEE Int. Conf. Robot. Autom.*, 2005, pp. 2154–2160.
- [32] S. M. LaValle, *Planning algorithms*. Cambridge university press, 2006.
- [33] T. Yoshikawa, "Manipulability of robotic mechanisms," *Int. J. Robot. Res.*, vol. 4, no. 2, pp. 3–9, 1985.
- [34] S. Chitta, I. Sucan, and S. Cousins, "MoveIt![ros topics]," *IEEE Robot. Automat. Mag.*, vol. 19, no. 1, pp. 18–19, 2012.
- [35] H. Zhang, Q. Sheng, J. Hu, X. Sheng, Z. Xiong, and X. Zhu, "Cooperative transportation with mobile manipulator: A capability map-based framework for physical human-robot collaboration," *IEEE/ASME Trans. Mechatronics*, vol. 27, no. 6, pp. 4396–4405, 2022.