

# Improving Adversarial Robust Fairness via Anti-Bias Soft Label Distillation

Shiji Zhao, Xizhe Wang, Xingxing Wei\*  
 Institute of Artificial Intelligence, Beihang University  
 No.37, Xueyuan Road, Haidian District, Beijing, 100191, P.R. China  
 {zhaoshiji123, xizhewang, xxwei}@buaa.edu.cn

## Abstract

Adversarial Training (AT) has been widely proved to be an effective method to improve the adversarial robustness against adversarial examples for Deep Neural Networks (DNNs). As a variant of AT, Adversarial Robustness Distillation (ARD) has demonstrated its superior performance in improving the robustness of small student models with the guidance of large teacher models. However, both AT and ARD encounter the robust fairness problem: these models exhibit strong robustness when facing part of classes (easy class), but weak robustness when facing others (hard class). In this paper, we give an in-depth analysis of the potential factors and argue that the smoothness degree of samples' soft labels for different classes (i.e., hard class or easy class) will affect the robust fairness of DNN models from both empirical observation and theoretical analysis. Based on the above finding, we propose an Anti-Bias Soft Label Distillation (ABSLED) method to mitigate the adversarial robust fairness problem within the framework of Knowledge Distillation (KD). Specifically, ABSLED adaptively reduces the student's error risk gap between different classes to achieve fairness by adjusting the class-wise smoothness degree of samples' soft labels during the training process, and the smoothness degree of soft labels is controlled by assigning different temperatures in KD to different classes. Extensive experiments demonstrate that ABSLED outperforms state-of-the-art AT, ARD, and robust fairness methods in terms of overall performance of robustness and fairness.

## 1. Introduction

Deep neural networks (DNNs) have achieved great success in various tasks, e.g., classification [10], detection [6], and segmentation [22]. However, DNNs are vulnerable to adversarial attacks [27, 31–33], where adding small perturbations to the input examples will lead to misclassification. To enhance the robustness of DNNs, Adversarial Training (AT)

\*corresponding author

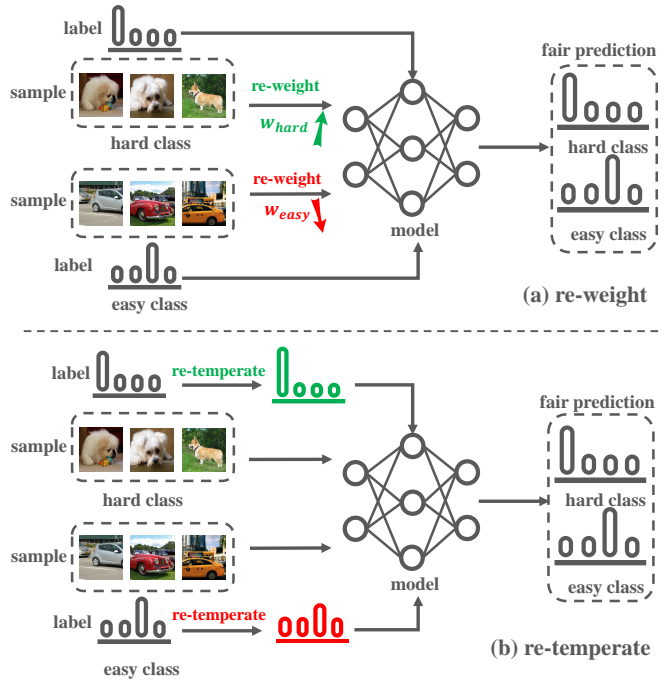


Figure 1. The comparison between the existing sample-based fair adversarial training and our label-based fair adversarial training. For the former ideology in (a), the trained model's bias is avoided by re-weighting the sample's importance according to their different contribution to class-wise fairness. For the latter ideology in (b), the trained model's bias is avoided by re-temperating the smoothness degree of soft labels for different types of classes.

[15, 18, 30, 39] is proposed and has been proven to be an effective method to defend against adversarial examples. AT can be formulated as a min-max optimization, where the inner maximization can be regarded as generating adversarial examples, and outer minimization is to train the model by adversarial examples generated in maximization. To further improve the robustness of small DNNs, Adversarial Robustness Distillation (ARD) [7] as a variant of AT is proposed and aims to transfer the robustness of the large teacher mod-

els into the small student models based on Knowledge Distillation (KD), and further researches [12, 40–43] demonstrate the excellent performance of ARD in improving the robustness of small models.

Although AT and ARD can remarkably improve the adversarial robustness, some researches [2, 17, 26, 29, 36, 37] demonstrate the robust fairness problem: these models perform strong robustness on part of classes (easy class) but show high vulnerability on others (hard class). This phenomenon will raise further attention to class-wise security. Specifically, an overall robust model appears to be relatively safe for model users, however, the robust model with poor robust fairness will lead to attackers targeting vulnerable classes of the model, which leads to significant security risks to potential applications. Different from simply improving the overall robustness, some methods are proposed to address the robust fairness problem in AT and ARD [17, 26, 34, 36, 37] (i.e., increasing the worst class robustness as much as possible while keeping the overall robustness constant) and have achieved some progress. However, the robust fairness problem still exists and requires further to be explored.

In this paper, we give an in-depth analysis of the potential factors to influence robust fairness in the optimization objective function. From the perspective of the training sample, the sample itself has a certain degree of biased behavior, which is mainly reflected in the different learning difficulties and various vulnerabilities to adversarial attacks. For this reason, previous works usually apply the re-weighting ideology to achieve robust fairness for different types of classes in the optimization process [34, 36, 37]. However, as another important factor in the optimization objective function, the role of the labels applied to guide the model’s training is ignored. Labels can be divided into two types, including one-hot labels and soft labels, where the soft labels are widely studied [11, 28] and have been proven effective in improving the performance of DNN models. Inspired by this, we try to explore robust fairness from the perspective of samples’ soft labels. Interestingly, we find that the smoothness degree of soft labels for different classes (i.e., hard class and easy class) can affect the class-wise robust fairness of DNN models from both empirical observation and theoretical analysis. Specifically, it is helpful to improve robust fairness by assigning sharp soft labels for hard classes and smooth soft labels for easy classes.

Based on the above finding, we further propose an Anti-Bias Soft Label Distillation (ABSLD) method to mitigate the adversarial robust fairness problem within the framework of knowledge distillation. ABSLD can adaptively adjust the smoothness degree of soft labels by re-temperating the teacher’s soft labels for different classes, and each class has its own teacher’s temperatures based on the student’s error risk. For instance, when the student performs more error

risk in some classes, ABSLD will compute sharp soft labels by assigning lower temperatures, and the student’s learning intensity for these classes will relatively increase compared with other classes. After the optimization, the student’s robust error risk gap between different classes will be reduced.

Our contribution can be summarized as follows:

- We explore the labels’ effects on the adversarial robust fairness of DNN models, which is different from the existing sample perspective. To the best of our knowledge, we are the first one to find that the smoothness degree of samples’ soft labels for different types of classes can affect the robust fairness from both empirical observation and theoretical analysis.
- We propose the Anti-Bias Soft Label Distillation (ABSLD) to enhance the adversarial robust fairness within the framework of knowledge distillation. Specifically, we re-temperate the teacher’s soft labels to adjust the class-wise smoothness degree and further reduce the student’s error risk gap between different classes in the training process.
- We empirically verify the effectiveness of ABSLD. Extensive experiments on different datasets and models demonstrate that our ABSLD can outperform state-of-the-art methods against a variety of attacks in terms of overall performance of robustness and fairness.

## 2. Related Work

### 2.1. Adversarial Training

To defend against the adversarial examples, Adversarial Training (AT) [13, 18, 23, 30, 39] is regarded as an effective method to obtain robust models. AT can be formulated as a min-max optimization problem as follows:

$$\min_{\theta} E_{(x,y) \sim \mathcal{D}} [\max_{\delta \in \Omega} \mathcal{L}(f(x + \delta; \theta), y)], \quad (1)$$

where  $f(\cdot; \theta)$  represents a deep neural network with weight  $\theta$ ,  $\mathcal{D}$  represents a data distribution with clean example  $x$  and the ground truth label  $y$ .  $\mathcal{L}$  represents the optimization loss function, e.g. the cross-entropy loss.  $\delta$  represents the adversarial perturbation, and  $\Omega$  represents a bound, which can be defined as  $\Omega = \{\delta : \|\delta\| \leq \epsilon\}$  with the maximum perturbation scale  $\epsilon$ . To generate adversarial examples for the inner maximization in Eq.(1), Projected Gradient Descent (PGD) [18] is regarded as a common approach in AT, which takes multiple gradient steps as follows:

$$\delta^{n+1} = \Pi_{\Omega}(\delta^n + \alpha \cdot \text{sign}(\nabla_x \mathcal{L}(f(x + \delta^n; \theta), y))), \quad (2)$$

where  $\delta^n$  is the adversarial perturbation at the  $n$ -th step,  $\Pi(\cdot)$  is the projection function, and  $\alpha$  is a step size.  $\delta^0$  is initialized as a uniform distribution limited in  $\Omega$ . For the PGD with total step num  $N$ , the final adversarial perturbation is given by  $\delta^* = \delta^N$ . To further improve the performance, some variant methods of AT appear including regularization

[19, 30, 39], using additional data [20, 25], and optimizing iteration process [14, 21]. Different from the above methods for improving the overall robustness, in this paper, we mainly focus on solving the robust fairness problem.

## 2.2. Adversarial Robustness Distillation

Knowledge Distillation [11] as a training method can effectively transfer the large model’s knowledge into the large model’s knowledge, which has been widely applied in different areas. To enhance the adversarial robustness of small DNNs, Goldblum et al. [7] first propose Adversarial Robustness Distillation (ARD) by applying the clean prediction distribution of strong robust teacher models to guide the adversarial training of student models. Zhu et al. [42] argue that the prediction of the teacher model is not so reliable, and composite with unreliable teacher guidance and student introspection during the training process. RSLAD [43] applies the teacher clean prediction distribution as the guidance to train both clean examples and adversarial examples. MTARD [40, 41] applies clean teacher and adversarial teacher to enhance both accuracy and robustness, respectively. AdaAD [12] adaptively searches for optimal match points by directly applying the teacher adversarial prediction distribution in the inner maximization.

In this paper, we explore how to enhance robust fairness within the framework of knowledge distillation.

## 2.3. Adversarial Robust Fairness

Some researchers address the robust fairness problem of AT from different views [17, 26, 34–37]. The most intuitive idea is to give different weights to the sample of different classes in the optimization process, and Xu et al. [37] propose Fair Robust Learning (FRL), which adjusts the loss weight and the adversarial margin based on the prediction accuracy of different classes. Ma et al. [17] propose Fairly Adversarial Training (FAT) to mitigate the trade-off between robustness and fairness by adding a regularization loss to control the variance of class-wise adversarial error risk. Sun et al. [26] propose Balance Adversarial Training (BAT) to achieve both source-class fairness (different difficulties in generating adversarial examples from each class) and target-class fairness (disparate target class tendencies when generating adversarial examples). Wu et al. [35] argue that the maximum entropy regularization for the model’s prediction distribution can help to achieve robust fairness. Wei et al. [34] propose Class-wise Calibrated Fair Adversarial Training (CFA) to address fairness by dynamically customizing adversarial configurations for different classes and modifying the weight averaging technique. To enhance the ARD robust fairness, Yue et al. [36] propose Fair-ARD by re-weighting different classes based on the vulnerable degree in the optimization process.

Different from these sample-based fairness methods, we

try to solve this problem from the perspective of samples’ labels, by adjusting the class-wise smoothness degree of samples’ soft labels in the optimization process.

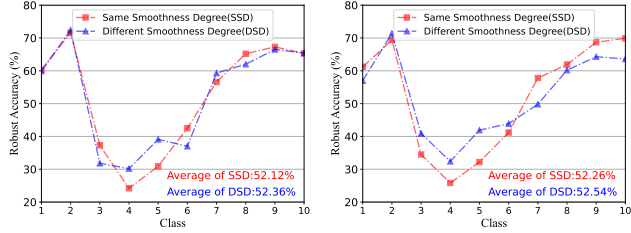
## 3. Robust Fairness versus Smoothness Degree of Soft Labels

As an important part of the model optimization process, label information used to guide the model plays an important role. The label can be divided into one-hot labels and soft labels, where one-hot labels only contain one class’s information and soft labels can be considered as an effective way to alleviate over-fitting and improve the performance [28]. Previous methods usually ignore the class-wise smoothness degree of soft labels, either applying the same smoothness degree [28], or uniformly changing the smoothness degree of soft labels for all the classes [11]. Different from previous methods, we are curious about *if we artificially adjust the class-wise smoothness degree of soft labels, will it influence the class-wise robust fairness of the trained model?* Here we try to explore the relationship between class-wise smoothness degree of soft labels and the robust fairness from both empirical observation and theoretical analysis.

### 3.1. Empirical Observation

Here, we mainly focus on the impact of the class-wise smoothness degree of soft labels on adversarial training. First, we train the model with soft labels that have the same smoothness degree for all types of classes. Then we assign different smoothness degrees of soft labels for hard classes and easy classes: specifically, we manually use sharper soft labels for hard classes and smoother soft labels for easy classes. In particular, we determine hard and easy classes based on prior knowledge. Here we conduct the experiment based on the SAT [18], and results are shown in Figure 2.

The result shows that the class-wise smoothness degree of soft labels has an impact on class-wise robust fairness. When we apply the sharper smoothness degree of soft labels for hard classes and the smoother smoothness degree of soft labels for easy classes, the class-wise robust fairness problem can be alleviated. More specifically, for the two worst classes (class 4, 5), the robust accuracy of ResNet-18 guided by the soft label distribution with the same smoothness degree is 24.2%, and 30.9%, and the robust accuracy of ResNet-18 guided by the soft label distribution with different smoothness degree is 30.2%, and 39.1%, which exists an obvious improvement for the class-wise robust fairness, and the average robust accuracy has a slight improvement (52.12% vs 52.36%). Similar performance can also be observed in MobileNet-v2. This phenomenon indicates that appropriately assigning class-wise smoothness degrees of soft labels can be beneficial to achieve robust fairness.



(a) Class-wise and average Robustness of ResNet-18 on CIFAR-10. (b) Class-wise and average Robustness of MobileNet-v2 on CIFAR-10.

Figure 2. The class-wise and average robustness of DNN models guided by soft labels with the same smoothness degree (SSD) and different smoothness degree (DSD) for different classes, respectively. For the soft labels with different smoothness degrees, we use sharper soft labels for hard classes and use smoother soft labels for easy classes. We select two DNN models (ResNet-18 and MobileNet-v2) trained by SAT [18] on CIFAR-10. The robust accuracy is evaluated based on PGD. We see that blue lines and red lines have similar average robustness, but the worst robustness of blue lines are remarkably improved compared with red lines.

### 3.2. Theoretical Analysis

Here we try to theoretically analyze the impact of the smoothness degree of soft labels on class-wise fairness. Firstly, we want to analyze the model bias performance with the guidance of the soft label distribution with the same smoothness degree. Then we give Corollary 3.1 by extending the prediction distribution of binary linear classifier into the prediction distribution of DNNs based on the theoretical analysis in [37] and [17].

**Corollary 3.1** *A dataset  $(x, y) \sim \mathcal{D}$  contains 2 classes (hard class  $c_+$  and easy class  $c_-$ ). Based on the label distribution  $y$ , the soft label distribution with same smoothness degree  $P_{\lambda_1} = \{p_{c_+}^{\lambda_1}, p_{c_-}^{\lambda_1}\}$  can be generated and satisfies:*

$$1 > p_{c_-}^{\lambda_1}(x_{c_-}) = p_{c_+}^{\lambda_1}(x_{c_+}) > 0.5, \quad (3)$$

*If a DNN model  $f$  is optimized by minimizing the average optimization error risk in  $\mathcal{D}$  with the guidance of the equal soft labels  $P_{\lambda_1} = \{p_{c_+}^{\lambda_1}, p_{c_-}^{\lambda_1}\}$ , and obtain the relevant parameter  $\theta_{\lambda_1}$ , where the optimization error risk is measured by Kullback–Leibler divergence loss (KL):*

$$f(x; \theta_{\lambda_1}) = \arg \min_f \mathbb{E}_{(x, y) \sim \mathcal{D}} (KL(f(x; \theta_{\lambda_1}); P_{\lambda_1})), \quad (4)$$

*then the error risks for classes  $c_+$  and  $c_-$  have a relationship as follows:*

$$R(f(x_{c_+}; \theta_{\lambda_1})) > R(f(x_{c_-}; \theta_{\lambda_1})), \quad (5)$$

*where the error risks can be defined:*

$$\begin{aligned} R(f(x_{c_+}; \theta_{\lambda_1})) &= \mathbb{E}_{(x, y) \sim \mathcal{D}} (CE(f(x_{c_+}; \theta_{\lambda_1}); y_{c_+})), \\ R(f(x_{c_-}; \theta_{\lambda_1})) &= \mathbb{E}_{(x, y) \sim \mathcal{D}} (CE(f(x_{c_-}; \theta_{\lambda_1}); y_{c_-})). \end{aligned} \quad (6)$$

Corollary 3.1 actually demonstrates that when optimizing hard and easy classes with equal intensity, the model will inevitably be biased, and this bias mainly comes from the characteristics of the sample itself and is not related to the optimization method. Based on the Corollary 3.1, we can further analyze the performance differences with the guidance of the different types of soft labels. Here we provide Theorem 3.1 about the relationship between class-wise smoothness degree of soft labels and robust fairness.

**Theorem 3.1** *Follows the setting in Corollary 3.1, for a dataset  $\mathcal{D}$  containing 2 classes ( $c_+$  and  $c_-$ ), two soft label distribution ( $P_{\lambda_1} = \{p_{c_+}^{\lambda_1}, p_{c_-}^{\lambda_1}\}$  and  $P_{\lambda_2} = \{p_{c_+}^{\lambda_2}, p_{c_-}^{\lambda_2}\}$ ) exist, where  $P_{\lambda_2}$  have a correct prediction distribution but have a limited different class-wise smoothness degree of soft labels ( $v_1 > 0, v_2 > 0$ ):*

$$\begin{aligned} 1 > p_{c_+}^{\lambda_2}(x_{c_+}) &= p_{c_+}^{\lambda_1}(x_{c_+}) + v_1 > p_{c_+}^{\lambda_1}(x_{c_+}) = \\ p_{c_+}^{\lambda_1}(x_{c_+}) > p_{c_-}^{\lambda_2}(x_{c_-}) &= p_{c_+}^{\lambda_1}(x_{c_+}) - v_2 > 0.5, \end{aligned} \quad (7)$$

*then the model is trained with the guidance of the soft label distribution  $P_{\lambda_1}$  and soft label distribution  $P_{\lambda_2}$  and obtains the trained model parameters  $\theta_{\lambda_1}$  and  $\theta_{\lambda_2}$ , respectively. If the model parameter  $\theta_{\lambda_2}$  still satisfies:  $R(f(x_{c_+}; \theta_{\lambda_2})) > R(f(x_{c_-}; \theta_{\lambda_2}))$ , then the model’s error risk for hard classes  $c_+$  and easy classes  $c_-$  has a relationship as follows:*

$$\begin{aligned} R(f(x_{c_+}; \theta_{\lambda_1})) - R(f(x_{c_-}; \theta_{\lambda_1})) &> \\ R(f(x_{c_+}; \theta_{\lambda_2})) - R(f(x_{c_-}; \theta_{\lambda_2})). \end{aligned} \quad (8)$$

The proof of Theorem 3.1 can be found in Appendix A. Based on Theorem 3.1, the class-wise smoothness degree of soft labels theoretically has an impact on class-wise robust fairness. If the soft label distribution with different smoothness degree  $P_{\lambda_2}$  is applied to guide the model training, where the sharper smoothness degree of soft labels for hard classes and smoother smoothness degree of soft labels for easy classes, the model will appear smaller error risk gap between easy and hard class compared with the soft label distribution with same smoothness degree  $P_{\lambda_1}$ , which demonstrates better robust fairness. The Theorem 3.1 theoretically demonstrates that if we appropriately adjust the class-wise smoothness degree of soft labels, the model can achieve class-wise robust fairness.

## 4. Anti-Bias Soft Label Distillation

### 4.1. Overall Framework

Based on the above finding, we can find that adjusting the class-wise smoothness degree of soft labels can be regarded as a potential way to obtain robust fairness. Then we consider introducing this ideology into Knowledge Distillation (KD), which has been proven to be an effective method to improve the robustness of small models [12, 40–43]. Since

the core idea of KD is to use the teacher’s soft labels to guide the student’s optimization process, we can adjust the class-wise smoothness degree of soft labels and obtain the student with both strong robustness and fairness.

Here we propose the Anti-Bias Soft Label Distillation (ABS LD) to obtain a student with adversarial robust fairness. We formulate the optimization objective function for ABS LD as follows:

$$\arg \min_{f_s} \mathbb{E}_{(x,y) \sim \mathcal{D}} (\mathcal{L}_{absld}(\tilde{x}, x; f_s, f'_t)), \quad (9)$$

$$s.t. R(f_s(\tilde{x}_k)) = \frac{1}{C} \sum_{i=1}^C R(f_s(\tilde{x}_i)), \quad (10)$$

where  $x_i$  and  $\tilde{x}_i$  are the clean examples and adversarial examples of the  $i$ -th class,  $f_s$  denotes the student model,  $f'_t$  denotes the teacher model with Anti-Bias Soft Labels,  $C$  is the total number of classes,  $\mathcal{L}_{absld}$  is the loss function, and  $R(f_s(\tilde{x}_k))$  denotes the robust error risk of  $k$ -th class in student model  $f_s$ . Here we apply the Cross-Entropy loss  $CE(f_s(\tilde{x}_k), y)$  as the evaluation criterion of the optimization error risk  $R(f_s(\tilde{x}_k))$  following [17].

## 4.2. Re-temperate Teacher’s Soft Labels

In order to adjust the class-wise smoothness degree of soft labels in ARD, two options exist: one is to use student feedback to update the teacher parameter in the process of optimizing students, but this option requires retraining the teacher model, which may bring the pretty optimization difficulty and computational overhead; the other is to directly adjust the smoothness degree of soft labels for different classes. Inspired by [41], we apply the temperature as a means of directly controlling the smoothness degree of soft labels during the training process. Here, we provide Theorem 4.1 about the relationship between the teacher’s temperature and the student’s class-wise error risk gap.

**Theorem 4.1** *If the teacher  $f'_t$  has a correct prediction distribution, the teacher temperature  $\tau_{c+}^t$  of hard class  $c+$  is positively correlated with the error risk gap for student  $f_s$ , and the teacher temperature  $\tau_{c-}^t$  of easy class  $c-$  is negatively correlated with the error risk gap for student  $f_s$ .*

The proof of Theorem 4.1 can be found in Appendix B. From the actual optimization perspective, the Theorem 4.1 demonstrates that the different temperatures can influence the student robust fairness: when student’s error risk of  $k$ -th class is larger than the average error risk, we think that this type of class is relatively hard compared with others, then the teacher temperature for  $k$ -th class will reduce and the smoothness degree of soft labels will be sharper, and the optimization gap between teacher distribution and student distribution in  $k$ -th class will corresponding increase,

leading to stronger learning intensity for  $k$ -th class and final reduce the student’s class-wise optimization error risk gap.

To achieve the above optimization goal, we adjust the teacher’s  $k$ -th class temperature  $\tilde{\tau}_k^t$  for the guidance of adversarial examples as follows:

$$\tilde{\tau}_k^t = \tilde{\tau}_k^t - \beta \cdot \frac{R(f_s(\tilde{x}_k)) - \frac{1}{C} \sum_{i=1}^C R(f_s(\tilde{x}_i))}{\max(|R(f_s(\tilde{x}_k)) - \frac{1}{C} \sum_{i=1}^C R(f_s(\tilde{x}_i))|)}, \quad (11)$$

where  $\beta$  is the learning rate,  $\max(\cdot)$  denotes taking the maximum value, and  $|\cdot|$  represents taking the absolute value,  $\max(|\cdot|)$  is applied for regularization to maintain the stability of optimization. The update operation in Eq.(11) can change the teacher temperature  $\tilde{\tau}_k^t$  based on the gap between the student’s  $k$ -th class error risk  $R(f_s(\tilde{x}_k))$  and the average error risk  $\frac{1}{C} \sum_{i=1}^C R(f_s(\tilde{x}_i))$ .

Meanwhile, according to [37], both clean examples and adversarial examples exist fairness problem and can affect each other, so it is necessary to achieve fairness for both types of data. Since clean examples and adversarial examples of the same classes may have different error risks during the training process, it is unreasonable to use the same set of class temperatures to adjust both clean examples and adversarial examples. Here we simultaneously adjust the student’s clean error risk  $R(f_s(x_k))$  and the student’s robust error risk  $R(f_s(\tilde{x}_k))$ , in other words, we apply two different sets of teacher temperatures:  $\tau_k^t$  and  $\tilde{\tau}_k^t$ , for the adjustment of the teacher’s soft labels for clean examples and adversarial examples, respectively.

Then we extend the Anti-Bias Soft Label Distillation based on [43] and the loss function  $\mathcal{L}_{absld}$  in Eq.(9) can be formulated as follows:

$$\begin{aligned} \mathcal{L}_{absld}(\tilde{x}, x; f_s, f'_t) &= \alpha \frac{1}{C} \sum_{i=1}^C KL(f_s(\tilde{x}_i; \tau^s), f'_t(x_i; \tilde{\tau}_i^t)) \\ &+ (1 - \alpha) \frac{1}{C} \sum_{i=1}^C KL(f_s(x_i; \tau^s), f'_t(x_i; \tau_i^t)), \end{aligned} \quad (12)$$

where  $KL$  represents Kullback–Leibler divergence loss,  $\alpha$  is the trade-off parameter between accuracy and robustness. Meanwhile, we apply the anti-bias soft labels to generate adversarial examples  $\tilde{x}$  as follows:

$$\tilde{x}_k = \underset{\|\tilde{x}_k - x_k\| \leq \epsilon}{\operatorname{argmax}} KL(f_s(\tilde{x}_k; \tau^s), f'_t(x_k; \tilde{\tau}_k^t)), \quad (13)$$

and the complete process can be viewed in Algorithm 1.

In addition, to maintain stability when adjusting the teacher prediction distribution, we hold the student temperature  $\tau^s$  constant, and the student’s optimization error risk for each class can be compared under the same standard.

---

**Algorithm 1** Overview of ABSLD

---

**Require:** Student  $f_s$  with random initial weight  $\theta_s$  and temperature  $\tau_s$ , pretrained robust teacher  $f_t$ , the initial temperature  $\tau_y^t$  and  $\tilde{\tau}_y^t$  for the teacher’s soft labels for clean examples and adversarial examples, where  $y = \{1, \dots, C\}$ , the train dataset  $\mathcal{D}$ , the maximum perturbation scale  $\epsilon$ , the max training epochs  $max\text{-epoch}$ .

```
1: for 0 to  $max\text{-epoch}$  do
2:   for  $k$  in  $y = \{1, \dots, C\}$  do
3:      $R(f_s(\tilde{x}_k)) = 0, R(f_s(x_k)) = 0.$ 
4:   end for
5:   for Every minibatch( $x, y$ ) in  $\mathcal{D}$  do
6:      $\tilde{x} = \operatorname{argmax}_{\|\tilde{x}-x\| \leq \epsilon} KL(f_s(\tilde{x}; \tau^s), f'_t(x; \tilde{\tau}_y^t)).$ 
7:      $\theta_s = \theta_s - \eta \cdot \nabla_{\theta} \mathcal{L}_{absld}(\tilde{x}, x; f_s, f'_t).$ 
8:      $R(f_s(\tilde{x}_y)) = R(f_s(\tilde{x}_y)) + CE(f_s(\tilde{x}), y).$ 
9:      $R(f_s(x_y)) = R(f_s(x_y)) + CE(f_s(x), y).$ 
10:   end for
11:   for  $k$  in  $y = \{1, \dots, C\}$  do
12:     Update  $\tilde{\tau}_k^t$  and  $\tau_k^t$  according to Eq.(11).
13:   end for
14: end for
```

---

## 5. Experiments

### 5.1. Experimental Settings

We conduct our experiments on two benchmark datasets including CIFAR-10 [16] and CIFAR-100.

**Baselines.** We consider the standard training method and eight state-of-the-art methods as comparison methods: Adversarial Training methods: SAT [18], and TRADES [39]; Adversarial Robustness Distillation methods: RSLAD [43], and AdaAD [12]; Class-wise Robust Fairness methods: FRL [37], BAT [26], CFA [34], and Fair-ARD [36].

**Student and Teacher Networks.** For the student model, here we consider two networks for CIFAR-10 and CIFAR-100 including ResNet-18 [10] and MobileNet-v2 [24]. For the teacher model, we follow the setting in [43], and we select WiderResNet-34-10 [38] trained by [39] for CIFAR-10 and WiderResNet-70-16 trained by [9] for CIFAR-100.

**Training Setting.** For the whole baseline methods, we strictly follow their original setting if without additional instruction. For FRL [37], we use the Reweight+Remargin under the threshold of 0.05. For CFA [34], we select the best version (TRADES+CFA) as reported in the original article. For the training of CFA on CIFAR-100, we set the fairness threshold to 0.02 for FAWA operation based on the worst-10% class robustness. For Fair-ARD [36], we select the best version (Fair-ARD on CIFAR-10 and Fair-RSLAD on CIFAR-100) as reported in the original article.

For our ABSLD, we train the student using the Stochastic Gradient Descent (SGD) optimizer with an initial learn-

ing rate of 0.1, a momentum of 0.9, and a weight decay of  $2e-4$ . The learning rate  $\beta$  of temperature is initially set as 0.1. For CIFAR-10 and CIFAR-100, we set the total number of training epochs to 300. The learning rate is divided by 10 at the 215-th, 260-th, and 285-th epochs; We set the batch size to 128 for both CIFAR-10 and CIFAR-100, which follows RSLAD [43]; meanwhile, the teacher temperature of  $\tau_k^t$  and  $\tilde{\tau}_k^t$  are initially set as 1 for all the classes. The student temperature  $\tau_s$  is set to constant 1 without additional adjustment. With additional instruction, the maximum and minimum values of temperature are 5 and 0.5, respectively; For ResNet-18 on CIFAR-100, the maximum and minimum values of temperature are 3 and 0.8, respectively. For the inner maximization, we use a 10-step PGD with a random start size of 0.001 and a step size of  $2/255$ . All training perturbation in the maximization is bounded to the  $L_{\infty}$  norm  $\epsilon = 8/255$ . For the training of the natural model, we train the models for 100 epochs, and the learning rate is divided by 10 at the 75-th and 90-th epochs.

**Metrics.** We evaluate the robust accuracy both in the average and the worst classes. For CIFAR-10, we report the worst class robust accuracy; For CIFAR-100, due to the poor performance of the worst class robustness, and only 100 images for each class in the test set, we follow the operation in CFA [34] and report the worst 10% class robust accuracy. Following previous studies [36, 41, 43], we evaluate the trained model against white box adversarial attacks: FGSM [8], PGD [18],  $CW_{\infty}$  [3]. For the PGD, we apply the 20 steps with a step size of  $2/255$ ; For  $CW_{\infty}$ , we apply the 30 steps with a step size of  $2/255$ . Meanwhile, we apply a strong attack: AutoAttack (AA) [5] to evaluate the robustness, which includes four attacks: Auto-PGD (APGD), Difference of Logits Ratio (DLR) attack, FAB-Attack [4], and the black-box Square Attack [1]. The maximum perturbation of all generated adversarial examples is  $8/255$ .

Furthermore, as discussed in [34], the worst class robust accuracy changes drastically, so we follow [34] and select the best overall checkpoint, which achieves the highest mean value of all-class average robustness and the worst class robustness (where the worst class for CIFAR-10 and the worst 10% class for CIFAR-100) in all baselines and our method for a fair comparison. Meanwhile, we report the overall performance as a metric to evaluate the comprehensive performance for class-wise robust fairness.

### 5.2. Robustness and Fairness Performance

The performances of ResNet-18 and MobileNet-v2 trained by our ABSLD and other baseline methods under the various attacks are shown in Table 1, Table 2 for CIFAR-10, and Table 3, Table 4 for CIFAR-100. We select the best overall checkpoint for the baseline models and ABSLD.

The results in Table 1, Table 2, Table 3, and Table 4 demonstrate that ABSLD achieves state-of-the-art ro-

Table 1. ResNet-18 robustness (%) on CIFAR-10 datasets. All results are the best checkpoint based on the best overall performance (Overall), which achieves the highest mean value of all-class average robustness (Avg.) and the worst class robustness (Worst).

Method	Clean			FGSM			PGD			CW <sub>∞</sub>			AA		
	Avg.	Worst	Overall	Avg.	Worst	Overall	Avg.	Worst	Overall	Avg.	Worst	Overall	Avg.	Worst	Overall
Natural	94.57	86.30	<b>90.43</b>	18.60	9.00	13.80	0	0	0	0	0	0	0	0	0
SAT[18]	84.03	63.90	73.96	56.71	26.70	41.70	49.34	21.00	35.17	48.99	19.90	34.44	46.44	16.80	31.62
TRADES[39]	81.45	67.60	74.52	56.65	36.60	46.62	51.78	30.40	41.09	49.15	27.10	38.12	48.17	25.90	37.03
RSLAD[43]	82.94	66.30	74.62	59.51	34.70	47.10	54.00	28.50	41.25	52.51	27.00	39.76	51.25	25.50	38.38
AdaAD[12]	84.73	68.10	76.41	59.70	34.80	47.25	53.82	29.30	41.56	52.30	26.00	39.15	50.91	24.70	37.80
FRL[37]	82.29	64.60	73.44	55.03	37.10	46.06	49.05	31.70	40.37	47.88	30.40	39.14	46.54	28.10	37.32
BAT[26]	86.72	72.30	79.51	60.97	33.80	47.38	49.60	22.70	36.15	47.49	19.50	33.49	48.18	20.70	34.44
CFA[34]	78.64	63.60	71.12	57.95	36.80	47.37	54.42	33.30	43.86	50.91	27.50	39.20	50.37	26.70	38.53
Fair-ARD[36]	83.81	69.40	76.76	58.41	38.50	48.46	50.91	29.90	40.41	49.96	28.30	39.13	47.97	25.10	36.54
<b>ABSLD</b>	83.04	68.10	75.57	59.83	40.50	<b>50.17</b>	54.50	36.50	<b>45.50</b>	51.77	32.80	<b>42.29</b>	50.25	31.00	<b>40.63</b>

Table 2. MobileNet-v2 robustness (%) on CIFAR-10 datasets. All results are the best checkpoint based on the best overall performance (Overall), which achieves the highest mean value of all-class average robustness (Avg.) and the worst class robustness (Worst).

Method	Clean			FGSM			PGD			CW <sub>∞</sub>			AA		
	Avg.	Worst	Overall	Avg.	Worst	Overall	Avg.	Worst	Overall	Avg.	Worst	Overall	Avg.	Worst	Overall
Natural	93.35	85.20	<b>89.27</b>	12.21	0.90	6.55	0	0	0	0	0	0	0	0	0
SAT[18]	82.30	65.80	74.05	56.19	34.60	45.39	48.52	24.90	36.71	47.22	23.80	35.51	44.38	18.50	31.44
TRADES[39]	79.37	59.00	69.18	54.94	31.60	43.27	50.03	27.20	38.61	47.02	23.20	35.11	46.25	22.10	34.17
RSLAD[43]	82.96	66.30	74.63	59.84	34.30	47.07	53.88	28.20	41.04	52.28	25.70	38.99	50.67	23.90	37.28
AdaAD[12]	83.72	66.90	75.31	57.63	33.70	45.66	51.89	26.90	39.39	50.34	24.70	37.52	48.81	22.50	35.65
FRL[37]	81.02	70.50	75.76	53.84	40.50	47.17	47.71	35.00	41.35	44.96	30.90	37.93	43.53	28.40	35.96
BAT[26]	83.01	70.30	76.65	53.01	32.10	42.55	44.08	25.00	34.54	41.85	21.60	31.72	42.65	23.40	33.02
CFA[34]	80.34	64.60	72.47	56.45	32.20	44.32	52.34	28.10	40.22	48.62	23.20	35.91	50.68	23.90	37.29
Fair-ARD[36]	82.44	69.40	75.92	56.29	38.60	47.45	50.91	29.90	40.41	48.18	30.80	39.49	46.62	27.60	37.11
<b>ABSLD</b>	82.54	69.50	76.02	58.55	41.40	<b>49.98</b>	52.99	35.70	<b>44.35</b>	50.39	31.90	<b>41.15</b>	48.71	30.30	<b>39.51</b>

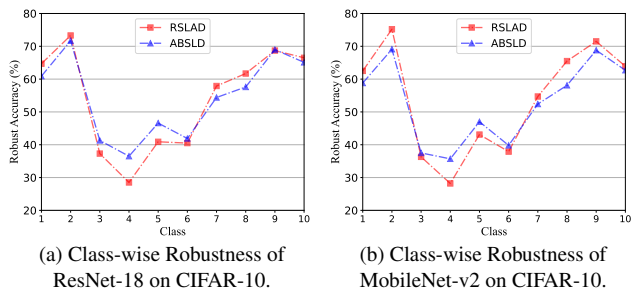


Figure 3. The class-wise robustness of models guided by RSLAD and ABSLD on CIFAR-10, respectively. The robust accuracy is evaluated based on PGD. We can see that the harder classes’ robustness (class 3, 4, 5, 6) of ABSLD (blue lines) have different levels of improvement compared with RSLAD (red lines).

bust fairness and overall performance on CIFAR-10 and CIFAR-100. For ResNet-18 on CIFAR-10, ABSLD improves the overall performance by 1.71%, 1.64%, 2.53%, and 2.10% compared with the best baseline method against the FGSM, PGD, CW<sub>∞</sub>, and AA; For MobileNet-v2 on CIFAR-10, ABSLD improves the overall performance by 2.53%, 3.00%, 1.66%, and 2.22% compared with the best baseline method against the FGSM, PGD, CW<sub>∞</sub>, and AA. Meanwhile, we visualize the class-wise robust performance of RSLAD and ABSLD in Figure 3, and the result shows that the robust performance of harder classes (class 3, 4,

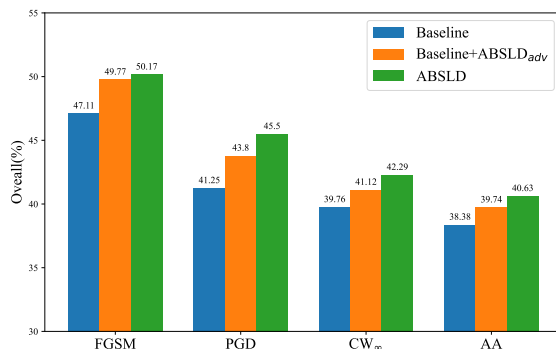


Figure 4. Ablation study with ResNet-18 student trained using Baseline, Baseline+ABSLD<sub>adv</sub>, and ABSLD on CIFAR-10, respectively. The reported results are the best overall performance.

5, 6) have different levels of improvement, which demonstrates that our method is beneficial to the overall robust fairness but not only to the worst class. Moreover, ABSLD shows relevant superiority on CIFAR-100 compared with other methods. The result shows that the robust fairness and overall performance of ABSLD has different levels of enhancement whether compared with the other adversarial training methods, adversarial robustness distillation methods, or class-wise robust fairness methods.

Table 3. ResNet-18 robustness (%) on CIFAR-100 datasets. All results are the best checkpoint based on the best overall performance (Overall), which achieves the highest mean value of all-class average robustness (Avg.) and the worst-10% class robustness (Worst).

Method	Clean			FGSM			PGD			CW <sub>∞</sub>			AA		
	Avg.	Worst	Overall	Avg.	Worst	Overall	Avg.	Worst	Overall	Avg.	Worst	Overall	Avg.	Worst	Overall
Natural	75.17	53.80	<b>64.48</b>	7.95	0	3.97	0	0	0	0	0	0	0	0	0
SAT[18]	57.18	29.30	43.24	28.95	5.60	17.27	24.56	3.20	13.88	23.78	3.10	13.44	21.78	2.30	12.04
TRADES[39]	55.33	28.40	41.86	30.50	7.30	18.90	27.71	5.60	16.65	24.33	3.50	13.91	23.55	3.20	13.37
RSLAD[43]	57.88	29.40	43.64	34.50	9.20	21.85	31.19	7.40	19.29	28.13	4.70	16.41	26.46	3.70	15.08
AdaAD[12]	58.17	29.20	43.68	34.29	8.50	21.39	30.49	6.60	18.54	28.31	5.00	16.65	26.60	4.20	15.40
FRL[37]	55.49	30.30	42.89	28.00	7.20	17.60	24.04	5.00	14.52	22.93	3.70	13.31	21.10	2.80	11.95
BAT[26]	62.71	34.40	48.55	33.41	7.90	20.65	28.39	5.30	16.84	23.91	3.00	13.45	22.56	2.50	12.53
CFA[34]	59.29	33.80	46.54	33.88	10.30	22.09	31.15	8.40	19.77	26.85	5.20	16.02	25.83	4.90	15.36
Fair-ARD[36]	57.19	29.40	43.30	34.06	8.40	21.23	30.57	7.00	18.79	27.96	4.50	16.23	26.15	3.90	15.03
<b>ABSLD</b>	56.76	31.90	44.33	34.93	12.40	<b>23.67</b>	32.44	10.90	<b>21.47</b>	26.99	6.40	<b>17.00</b>	25.39	5.60	<b>15.50</b>

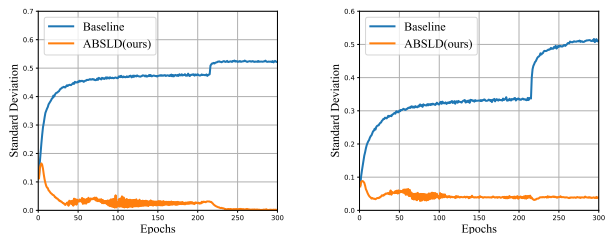
Table 4. MobileNet-v2 robustness (%) on CIFAR-100 datasets. All results are the best checkpoint based on the best overall performance (Overall), which achieves the highest mean value of all-class average robustness (Avg.) and the worst-10% class robustness (Worst).

Method	Clean			FGSM			PGD			CW <sub>∞</sub>			AA		
	Avg.	Worst	Overall	Avg.	Worst	Overall	Avg.	Worst	Overall	Avg.	Worst	Overall	Avg.	Worst	Overall
Natural	74.86	53.90	<b>64.38</b>	5.95	0	2.97	0	0	0	0	0	0	0	0	0
SAT[18]	56.70	22.90	39.80	32.10	7.00	19.55	28.61	5.30	16.95	26.55	3.50	15.02	24.36	2.40	13.38
TRADES[39]	57.10	30.00	43.55	31.70	8.20	19.95	29.43	6.20	17.81	25.25	3.70	14.47	24.39	3.20	13.79
RSLAD[43]	58.71	27.10	42.90	34.30	8.30	21.30	30.58	6.30	18.44	28.11	4.30	16.20	26.32	3.30	14.81
AdaAD[12]	54.59	24.50	39.54	31.40	6.10	18.75	27.96	4.80	16.38	25.72	2.10	13.91	23.80	1.60	12.70
FRL[37]	56.30	26.50	41.40	31.03	8.00	19.51	27.52	6.10	16.81	25.40	3.70	14.55	23.28	2.70	12.99
BAT[26]	65.39	38.70	52.04	33.31	5.30	19.30	27.08	2.90	14.99	22.80	1.50	12.15	21.28	1.10	11.19
CFA[34]	59.15	34.10	46.62	32.50	8.80	20.65	29.38	7.00	18.19	25.16	4.00	14.58	23.78	3.20	13.49
Fair-ARD[36]	58.97	31.40	45.19	33.76	9.30	21.53	30.07	7.30	18.69	27.64	5.60	16.62	25.79	4.00	14.90
<b>ABSLD</b>	56.66	32.00	44.33	33.87	12.80	<b>23.34</b>	31.24	11.40	<b>21.32</b>	26.41	7.50	<b>16.96</b>	24.57	6.70	<b>15.64</b>

### 5.3. Ablation Study

To certify the effectiveness of our method, we perform ablation experiments on every component of ABSLD. First, based on the baseline method [43], we re-temperate the teacher’s soft labels for the adversarial examples but do not re-temperate the teacher’s soft labels for the clean examples (Baseline+ABSLD<sub>adv</sub>); then we re-temperate the teacher’s soft labels for both the adversarial examples and clean examples (ABSLD). The result is shown in Figure 4. The result demonstrates the effectiveness of our ABSLD, and pursuing fairness for clean examples can help robust fairness for adversarial examples.

Meanwhile, to verify the optimization effect of our method, we visualize the standard deviation of class-wise optimization error risk in the training process (the optimization error risk is normalized by dividing the mean), which can reflect the optimization gap between different classes. We visualize the standard deviation of both the clean and adversarial optimization error risk, and the result is shown in Figure 5. We can notice that the standard deviation of the baseline increases as training epochs increase, which demonstrates that the baseline pays more attention to reducing the error risk of easy class, but the error risk of hard class is ignored, eventually leading to robust unfairness. On the contrary, our ABSLD can remarkably reduce the standard deviation of student’s class-wise optimization error risk, which demonstrates the effectiveness of our method.



(a) Standard deviation of class-wise clean optimization error risk. (b) Standard deviation of class-wise adversarial optimization error risk.

Figure 5. The class standard deviation of student optimization error risk in the training process. The result demonstrates that our method remarkably reduces the class-wise optimization error risk gap compared with the baseline during the training process.

## 6. Conclusion

In this paper, we comprehensively explored the potential factors that influence robust fairness in the model optimization process. We first found that the smoothness degrees of soft labels for different classes can be applied to eliminate the robust fairness based on empirical observation and theoretical analysis. Then we proposed Anti-Bias Soft Label Distillation (ABSLD) to address the robust fairness problem based on knowledge distillation by adjusting the class-wise smoothness degree of soft labels. We adjusted the teacher’s soft labels by assigning different temperatures to different classes based on the performance of student’s class-wise er-



ror risk. A series of experiments proved that ABSLD was superior to state-of-the-art methods in terms of overall performance of robustness and fairness.

## References

- [1] Maksym Andriushchenko, Francesco Croce, Nicolas Flammarion, and Matthias Hein. Square attack: a query-efficient black-box adversarial attack via random search. In *European Conference on Computer Vision*, pages 484–501. Springer, 2020. 6
- [2] Philipp Benz, Chaoning Zhang, Adil Karjauv, and In So Kweon. Robustness may be at odds with fairness: An empirical study on class-wise accuracy. In *NeurIPS 2020 Workshop on Pre-registration in Machine Learning*, pages 325–342. PMLR, 2021. 2
- [3] Nicholas Carlini and David Wagner. Towards evaluating the robustness of neural networks. In *2017 IEEE Symposium on Security and Privacy (SP)*, pages 39–57. IEEE, 2017. 6
- [4] Francesco Croce and Matthias Hein. Minimally distorted adversarial examples with a fast adaptive boundary attack. In *International Conference on Machine Learning*, pages 2196–2205. PMLR, 2020. 6
- [5] Francesco Croce and Matthias Hein. Reliable evaluation of adversarial robustness with an ensemble of diverse parameter-free attacks. In *International conference on machine learning*, pages 2206–2216. PMLR, 2020. 6
- [6] Ross Girshick. Fast r-cnn. In *Proceedings of the IEEE international conference on computer vision*, pages 1440–1448, 2015. 1
- [7] Micah Goldblum, Liam Fowl, Soheil Feizi, and Tom Goldstein. Adversarially robust distillation. In *Proceedings of the AAAI Conference on Artificial Intelligence*, pages 3996–4003, 2020. 1, 3
- [8] Ian J Goodfellow, Jonathon Shlens, and Christian Szegedy. Explaining and harnessing adversarial examples. *arXiv preprint arXiv:1412.6572*, 2014. 6
- [9] Sven Gowal, Chongli Qin, Jonathan Uesato, Timothy Mann, and Pushmeet Kohli. Uncovering the limits of adversarial training against norm-bounded adversarial examples. *arXiv preprint arXiv:2010.03593*, 2020. 6
- [10] Kaiming He, Xiangyu Zhang, Shaoqing Ren, and Jian Sun. Deep residual learning for image recognition. In *Proceedings of the IEEE conference on computer vision and pattern recognition*, pages 770–778, 2016. 1, 6
- [11] Geoffrey Hinton, Oriol Vinyals, Jeff Dean, et al. Distilling the knowledge in a neural network. *arXiv preprint arXiv:1503.02531*, 2(7), 2015. 2, 3
- [12] Bo Huang, Mingyang Chen, Yi Wang, Junda Lu, Minhao Cheng, and Wei Wang. Boosting accuracy and robustness of student models via adaptive adversarial distillation. In *Proceedings of the IEEE/CVF Conference on Computer Vision and Pattern Recognition*, pages 24668–24677, 2023. 2, 3, 4, 6, 7, 8
- [13] Xiaojun Jia, Yong Zhang, Xingxing Wei, Baoyuan Wu, Ke Ma, Jue Wang, and Xiaochun Cao. Prior-guided adversarial initialization for fast adversarial training. In *European Conference on Computer Vision*, pages 567–584. Springer, 2022. 2
- [14] Xiaojun Jia, Yong Zhang, Baoyuan Wu, Ke Ma, Jue Wang, and Xiaochun Cao. Las-at: adversarial training with learnable attack strategy. In *Proceedings of the IEEE/CVF Conference on Computer Vision and Pattern Recognition*, pages 13398–13408, 2022. 3
- [15] Xiaojun Jia, Yong Zhang, Xingxing Wei, Baoyuan Wu, Ke Ma, Jue Wang, and Xiaochun Cao Sr. Improving fast adversarial training with prior-guided knowledge. *arXiv preprint arXiv:2304.00202*, 2023. 1
- [16] Alex Krizhevsky, Geoffrey Hinton, et al. Learning multiple layers of features from tiny images. 2009. 6
- [17] Xinsong Ma, Zekai Wang, and Weiwei Liu. On the tradeoff between robustness and fairness. *Advances in Neural Information Processing Systems*, 35:26230–26241, 2022. 2, 3, 4, 5
- [18] Aleksander Madry, Aleksandar Makelov, Ludwig Schmidt, Dimitris Tsipras, and Adrian Vladu. Towards deep learning models resistant to adversarial attacks. *arXiv preprint arXiv:1706.06083*, 2017. 1, 2, 3, 4, 6, 7, 8
- [19] Tianyu Pang, Xiao Yang, Yinpeng Dong, Kun Xu, Jun Zhu, and Hang Su. Boosting adversarial training with hypersphere embedding. *Advances in Neural Information Processing Systems*, 33:7779–7792, 2020. 3
- [20] Sylvestre-Alvise Rebuffi, Sven Gowal, Dan Andrei Calian, Florian Stimberg, Olivia Wiles, and Timothy A Mann. Data augmentation can improve robustness. *Advances in Neural Information Processing Systems*, 34:29935–29948, 2021. 3
- [21] Leslie Rice, Eric Wong, and Zico Kolter. Overfitting in adversarially robust deep learning. In *International Conference on Machine Learning*, pages 8093–8104. PMLR, 2020. 3
- [22] Olaf Ronneberger, Philipp Fischer, and Thomas Brox. U-net: Convolutional networks for biomedical image segmentation. In *Medical Image Computing and Computer-Assisted Intervention—MICCAI 2015: 18th International Conference, Munich, Germany, October 5-9, 2015, Proceedings, Part III 18*, pages 234–241. Springer, 2015. 1
- [23] Shouwei Ruan, Yinpeng Dong, Hang Su, Jianteng Peng, Ning Chen, and Xingxing Wei. Improving viewpoint robustness for visual recognition via adversarial training. *arXiv preprint arXiv:2307.11528*, 2023. 2
- [24] Mark Sandler, Andrew Howard, Menglong Zhu, Andrey Zhmoginov, and Liang-Chieh Chen. Mobilenetv2: Inverted residuals and linear bottlenecks. In *Proceedings of the IEEE conference on computer vision and pattern recognition*, pages 4510–4520, 2018. 6
- [25] Vikash Sehwal, Saeed Mahloujifar, Tinashe Handina, Sihui Dai, Chong Xiang, Mung Chiang, and Prateek Mittal. Robust learning meets generative models: Can proxy distributions improve adversarial robustness? *arXiv preprint arXiv:2104.09425*, 2021. 3
- [26] Chunyu Sun, Chenye Xu, Chengyuan Yao, Siyuan Liang, Yichao Wu, Ding Liang, Xianglong Liu, and Aishan Liu. Improving robust fairness via balance adversarial training. In *Proceedings of the AAAI Conference on Artificial Intelligence*, pages 15161–15169, 2023. 2, 3, 6, 7, 8

- [27] Christian Szegedy, Wojciech Zaremba, Ilya Sutskever, Joan Bruna, Dumitru Erhan, Ian Goodfellow, and Rob Fergus. Intriguing properties of neural networks. *arXiv preprint arXiv:1312.6199*, 2013. 1
- [28] Christian Szegedy, Vincent Vanhoucke, Sergey Ioffe, Jon Shlens, and Zbigniew Wojna. Rethinking the inception architecture for computer vision. In *Proceedings of the IEEE conference on computer vision and pattern recognition*, pages 2818–2826, 2016. 2, 3
- [29] Qi Tian, Kun Kuang, Kelu Jiang, Fei Wu, and Yisen Wang. Analysis and applications of class-wise robustness in adversarial training. In *Proceedings of the 27th ACM SIGKDD Conference on Knowledge Discovery & Data Mining*, pages 1561–1570, 2021. 2
- [30] Yisen Wang, Difan Zou, Jinfeng Yi, James Bailey, Xingjun Ma, and Quanquan Gu. Improving adversarial robustness requires revisiting misclassified examples. In *International Conference on Learning Representations*, 2019. 1, 2, 3
- [31] Xingxing Wei, Ying Guo, and Jie Yu. Adversarial sticker: A stealthy attack method in the physical world. *IEEE Transactions on Pattern Analysis and Machine Intelligence*, 2022. 1
- [32] Xingxing Wei, Ying Guo, Jie Yu, and Bo Zhang. Simultaneously optimizing perturbations and positions for black-box adversarial patch attacks. *IEEE Transactions on Pattern Analysis and Machine Intelligence*, 2022.
- [33] Xingxing Wei, Songping Wang, and Huanqian Yan. Efficient robustness assessment via adversarial spatial-temporal focus on videos. *IEEE Transactions on Pattern Analysis and Machine Intelligence*, 2023. 1
- [34] Zeming Wei, Yifei Wang, Yiwen Guo, and Yisen Wang. Cfa: Class-wise calibrated fair adversarial training. In *Proceedings of the IEEE/CVF Conference on Computer Vision and Pattern Recognition*, pages 8193–8201, 2023. 2, 3, 6, 7, 8
- [35] Zihui Wu, Haichang Gao, Shudong Zhang, and Yipeng Gao. Understanding the robustness-accuracy tradeoff by rethinking robust fairness. 2021. 3
- [36] Yue Xinli, Ningping Mou, Wang Qian, and Zhao Lingchen. Revisiting adversarial robustness distillation from the perspective of robust fairness. *Advances in Neural Information Processing Systems*, 2023. 2, 3, 6, 7, 8
- [37] Han Xu, Xiaorui Liu, Yaxin Li, Anil Jain, and Jiliang Tang. To be robust or to be fair: Towards fairness in adversarial training. In *International conference on machine learning*, pages 11492–11501. PMLR, 2021. 2, 3, 4, 5, 6, 7, 8
- [38] Sergey Zagoruyko and Nikos Komodakis. Wide residual networks. *arXiv preprint arXiv:1605.07146*, 2016. 6
- [39] Hongyang Zhang, Yaodong Yu, Jiantao Jiao, Eric Xing, Laurent El Ghaoui, and Michael Jordan. Theoretically principled trade-off between robustness and accuracy. In *International conference on machine learning*, pages 7472–7482. PMLR, 2019. 1, 2, 3, 6, 7, 8
- [40] Shiji Zhao, Jie Yu, Zhenlong Sun, Bo Zhang, and Xingxing Wei. Enhanced accuracy and robustness via multi-teacher adversarial distillation. In *Computer Vision—ECCV 2022: 17th European Conference, Tel Aviv, Israel, October 23–27, 2022, Proceedings, Part IV*, pages 585–602. Springer, 2022. 2, 3, 4
- [41] Shiji Zhao, Xizhe Wang, and Xingxing Wei. Mitigating the accuracy-robustness trade-off via multi-teacher adversarial distillation. *arXiv preprint arXiv:2306.16170*, 2023. 3, 5, 6
- [42] Jianing Zhu, Jiangchao Yao, Bo Han, Jingfeng Zhang, Tongliang Liu, Gang Niu, Jingren Zhou, Jianliang Xu, and Hongxia Yang. Reliable adversarial distillation with unreliable teachers. *arXiv preprint arXiv:2106.04928*, 2021. 3
- [43] Bojia Zi, Shihao Zhao, Xingjun Ma, and Yu-Gang Jiang. Revisiting adversarial robustness distillation: Robust soft labels make student better. In *International Conference on Computer Vision*, 2021. 2, 3, 4, 5, 6, 7, 8