

# Differential privacy statistical inference for a directed graph network model with covariates

Jing Luo <sup>\*#</sup>

Zhimeng Xu <sup>\$</sup>

<sup>\*, \$</sup>South-Central Minzu University

<sup>#</sup>Central China Normal University

December 11, 2023

## Abstract

The real network has two characteristics: heterogeneity and homogeneity. A directed network model with covariates is proposed to analyze these two features, and the asymptotic theory of parameter Maximum likelihood estimators(MLEs) is established. However, in many practical cases, network data often carries a lot of sensitive information. How to achieve the trade-off between privacy and utility has become an important issue in network data analysis. In this paper, we study a directed  $\beta$ -model with covariates under differential privacy mechanism. It includes  $2n$ -dimensional node degree parameters  $\theta$  and a  $p$ -dimensional homogeneity parameter  $\gamma$  that describes the covariate effect. We use the discrete Laplace mechanism to release noise for the bi-degree sequences. Based on moment equations, we estimate the parameters of both degree heterogeneity and homogeneity in the model, and derive the consistency and asymptotic normality of the differentially private estimators as the number of nodes tends to infinity. Numerical simulations and case studies are provided to demonstrate the validity of our theoretical results.

**Key words:** Directed network analysis; Covariates; Differentially private

**Mathematics Subject Classification:** 62E20; 62F12.

---

<sup>\*</sup>Department of Statistics, South-Central Minzu University, Wuhan, 430074, China, **Emails:** stjluo@scuec.edu.cn; <sup>#</sup>School of Mathematics and Statistics, and Key Laboratory of Nonlinear Analysis and Applications (Ministry of Education), Central China Normal University, Wuhan 430079, China.; <sup>\$</sup>Department of Statistics, South-Central Minzu University, Wuhan, 430074, China, **Emails:** x1239221809@163.com.

# 1 Introduction

The protection of data privacy has become an issue in network data analysis. With the development of online information platforms, an increasing amount of data is being collected to provide better services to, such as online social network, medical and health datasets, etc. As data is published and shared, there is a lot of personal privacy information leakage including personal preferences, status, and more. For example, America Online (AOL) for academic research purposes disclosed the anonymized search records of 650,000 users in August 2006, but New York times was able to identify one of the users based on their anonymous ID. Consequently, AOL faced a lawsuit and a substantial compensation. Traditional privacy protection methods such as anonymization and data encryption, have been proven insufficient to secure privacy information [e.g., [Backstrom et al. \(2007\)](#)]. To minimize the possibility of accessing personal data while ensuring no leakage of individual data, and to enhance the usability of the data, [Dwork et al. \(2006\)](#) proposed the concept of differential privacy and applied it to network data for privacy protection. So far, it has been widely adopted as the privacy standard for releasing network data [e.g., [Lu et al. \(2017\)](#); [Gao and Li \(2020\)](#) ; [Ma and Wang \(2021\)](#)].

Although there are many privacy algorithms currently available to ensure the security of network data [e.g. ,[Chen et al. \(2014\)](#); [Karwa et al. \(2017\)](#); [Salas et al. \(2023\)](#)], there are still numerous challenges in inference with noisy data. In network models, it is worth exploring how to accurately estimate model and analyze the asymptotic properties of the estimators using noisy data. Recent years, [Karwa and Slavković \(2016\)](#) utilized denoising methods to the asymptotic properties of the  $\beta$ -model maximum likelihood estimator (MLE) with discrete Laplace noise additive process, providing detailed proofs. Building upon this work, [Yan \(2021\)](#) derived the asymptotic properties of the  $\beta$ -model differential privacy bi-degree sequence MLE for directed weighted networks using denoised and non-denoised discrete Laplace distributions. Considering that in the real network, edges can be weighted, [Wang et al. \(2022b\)](#) proves that the parameter moment estimators based on differentially private bi-degree sequences in the weighted  $p_0$  model are consistent and asymptotic normal. Different from the one-mode networks studied by [Yan \(2021\)](#) and [Wang et al. \(2022b\)](#), [Luo et al. \(2022\)](#) and [Wang et al. \(2022a\)](#) investigated two-mode affiliation weighted networks and derived the asymptotic properties of parameter moment estimators under the differential privacy mechanism. Furthermore, [Luo and Qin \(2022\)](#) investigated the consistency and asymptotic normality of parameter moment estimators in a class of network models with differential privacy degree sequences. Additionally, [Pan and Hu \(2023\)](#) released the sequence of a bipartite network model by adding discrete Laplace noise and demonstrated the asymptotic properties of the parameter differential privacy estimator.

Indeed, the literature mentioned above only focuses on the heterogeneity of node degrees, and there is still a lack of research on homogeneity. Real-world exhibit both degree heterogeneity and homogeneity. Degree heterogeneity refers to the uneven distribution node degrees in the network where a few "hubs" have very high degrees, the majority of nodes retain only a few edges, phenomenon describes the large differences in node degrees. On the other hand, homogeneity refers to the tendency of nodes in the network to connect with nodes that have attributes (e.g., gender, age, ethnicity, etc) [Block and Grund (2014)]. This means that the presence of covariate information may play facilitating role in the formation of node links. Therefore, is meaningful to explore how covariates affect the differential privacy estimation of models.

We mainly study the  $\beta$ -model of directed networks with covariates, the model was initially proposed by Graham (2017) and extended to its directed version by Yan et al. (2019). It contains  $2n$ -dimensional node accessibility parameters  $\theta$ , as well as  $p$ -dimensional regression parameters  $\gamma$  that describe the effects of covariates. The parameter  $\gamma$  reflects the degree homogeneity also known as the homogeneity. Detailed descriptions can be in Section 2.1. In recent years, there have been many new developments in the asymptotic theory of model parameters MLE. Under the condition of bounded covariate parameters, Yan et al. (2019) discussed the consistency and asymptotic normality of the heterogeneity and homogeneity parameter estimators of the model, but did not give the convergence rate of the homogeneity parameters. Immediately after Wang (2021), the case of a sparse network is established, which has the asymptotic property of unconstrained maximum likelihood estimation of the covariate  $p_0$  model.

In this paper, we will apply privacy protection to network data and study differentially private estimation with covariate directed network models. The main contributions are as follows: First, we will use discrete Laplace mechanism to release noise bi-degree sequence. We provide an upper for the error between the differentially private estimators  $(\hat{\theta}, \hat{\gamma})$  and their true value  $(\theta, \gamma)$  when the number nodes tend to infinity. The key method of proof is the same as Wang (2021), utilizing a two Newton iteration. We first give an upper bound for the error between  $\hat{\theta}$  and  $\theta$  when  $\gamma$  is fixed, and then derive an upper bound the error between  $\hat{\gamma}$  and  $\gamma$  using the optimal error bound of the Newton method under theorovich condition [Kantorovich (1948)]. We find the convergence rate of  $\hat{\theta}$  is  $\log n/n^{1/2}$ , and the convergence rate of  $\hat{\gamma}$  is  $\log n/n$ . Next, we derive the asymptotic properties of the differential privacy estimators  $\hat{\theta}$  and  $\hat{\gamma}$ . For the heterogeneity parameter  $\hat{\theta}$ , we obtain that when the noise variance appears, the asymptotic variance of  $\hat{\theta} - \theta^*$  has an additional variance factor. For the homogeneity parameter  $\hat{\gamma}$ , we found that its asymptotic distribution contains a bias term. Finally, we provide simulations and collaborate with Lazega dataset [Lazega (2001)] to validate the theoretical results. Unlike Yan (2021), we focus on the effect of covariates on the differentially private estimator of

the network model.

The rest the article is organized as follows. In Section 2, we present the network model with covariates and differential privacy. The main research results are presented in Section 3. Simulation studies and a data example are provided in Section 4. Further discussions are expanded Section 5. All key technical propositions, theorems, proofs, figures, and tables are listed in the appendix.

## 2 Model and differential privacy

### 2.1 Covariate-assisted $\beta$ -model for directed network

Let  $G_n$  represent a directed graph with  $n \geq 2$  nodes, subscripted "1, ..., n". Let  $A = (a_{ij})_{n \times n}$  represent the adjacency matrix of  $G_n$ , where  $a_{ij}$  is the directed edge from nodes  $i$  to  $j$  and  $a_{ij} \in \{0, 1\}$ . In this paper, we do not consider the autoloop, so there is  $a_{ii} = 0$ . Let  $d_i = \sum_{j \neq i} a_{ij}$  represent the out-degree of node  $i$ , and  $\mathbf{d} = (d_1, d_2, \dots, d_n)^T$  represent the out-degree sequence of graph  $G_n$ . Similarly,  $b_j = \sum_{i \neq j} a_{ij}$  represent the in-degree of node  $j$ , and  $\mathbf{b} = (b_1, b_2, \dots, b_n)^T$  is the in-degree sequence, the  $(\mathbf{d}, \mathbf{b})$  is called a bi-degree sequence. For narrative convenience, we define  $\mathbf{g} = (d_1, \dots, d_n, b_1, \dots, b_n)^T$ .

We mainly focus on the degree heterogeneity and homogeneity of the network model. Following Graham (2017), we assume that all edges are independent,  $a_{ij}$  obeys the Bernoulli distribution, the probability distribution function of  $a_{ij}$  is

$$P(a_{ij} = 1) = \frac{e^{Z_{ij}^T \gamma + \alpha_i + \beta_j}}{1 + e^{Z_{ij}^T \gamma + \alpha_i + \beta_j}}, \quad (1)$$

where the parameter  $\alpha_i$  measures the strength of the output edge at node  $i$ , and  $\beta_j$  is the parameter that measures the input edge strength of node  $j$ . We also observe that each edge has a covariate vector  $Z_{ij} \in \mathbb{R}^p$ , which can be formed based on the similarity or dissimilarity between the attribute variables  $x_i$  and  $x_j$  of nodes  $i$  and  $j$ . Where  $x_i$  is the  $p$ -dimensional vector of the node property. The parameter  $\gamma$  is the coefficient of the  $p$ -dimensional covariate  $Z_{ij}$ , which represents the connection trend of nodes  $i$  and  $j$ , and quantifies the size of homogeneity.

### 2.2 Differential privacy

Given the original database  $D$ , it contains data records for  $n$  individuals.  $Q$  is the random mechanism of the data output, and  $\mathcal{S}$  is the output data set. Mechanism  $Q(\cdot|D)$  is the conditional probability distribution on the output dataset  $\mathcal{S}$ . Let  $\epsilon$  be a positive real number, and  $\mathcal{S}$  denotes the sample space of  $Q$ . For two datasets  $D_1$  and  $D_2$ , where

differ by only one record, if the data output mechanism  $Q$  satisfies  $\epsilon$ -differential privacy, then for all measurable subsets  $S \subseteq \mathcal{S}$ , there is

$$Q(S|D_1) \leq e^\epsilon \times Q(S|D_2).$$

Privacy parameters  $\epsilon$  chosen by data stewards and are public, which controls the trade-off between privacy and utility. Smaller  $\epsilon$  values mean more privacy. In order to maximize data protection, edge differential privacy is often referenced. Let  $\delta(G, G')$  be the number of edges on which  $G$  and  $G'$  differ. The formal definition of edge differential privacy is as follows.

**Definition 2.1** (Edge differential privacy). *Let  $\epsilon > 0$  be a privacy parameter. Let  $G_1$  and  $G_2$  be arbitrarily two neighboring graphs that differ in exactly one edge. A randomized mechanism  $Q(\cdot|G)$  is  $\epsilon$ -edge differentially private if*

$$\sup_{G, G' \in \mathcal{G}, \delta(G, G')=1} \sup_{S \in \mathcal{S}} \log \frac{Q(S|G)}{Q(S|G')} \leq \epsilon,$$

where  $\mathcal{G}$  is the set of all directed graphs of interest on  $n$  nodes and  $\mathcal{S}$  is the set of all possible outputs.

Dwork et al. (2006) introduced the definition of global sensitivity as follow.

**Definition 2.2** (Global Sensitivity). *Let  $f : \mathcal{G}_n \rightarrow \mathbb{R}^k$ . The global sensitivity of  $f$  is defined as*

$$\Delta(f) = \max_{\delta(G, G')=1} \|f(G) - f(G')\|_1.$$

where  $\|\cdot\|_1$  is the  $L_1$  norm.

The global sensitivity calculates the maximum  $L_1$  norm distance between two neighborhood plots. The noise added to the differentially private algorithm  $Q$  depends on the global sensitivity. We note that if the output is a network statistic, then a Laplace mechanism with Laplace noise added can be used to guarantee marginal difference privacy [e.g., Dwork et al. (2006)]. The added noise is proportional to the global sensitivity of  $f$ .

**Lemma 1** (Yan (2021)). *Let  $f : \mathcal{G} \rightarrow \mathbb{R}^k$ . Let  $e_1, \dots, e_k$  be independent and identically distributed Laplace random variables with density function  $e^{-|x|/\alpha}/\alpha$ . Then the Laplace mechanism outputs  $f(G) + (e_1, \dots, e_k)$  is  $\epsilon$ -edge differentially private, where  $\epsilon = -\Delta(f) \log \alpha$ .*

When  $f(G)$  is an integer, we can use a discrete Laplace random variable as noise, where it has a probabilistic mass function:

$$P(X = x) = \frac{1 - \alpha}{1 + \alpha} \alpha^{|x|}, x = 0, \pm 1, \dots, \alpha \in (0, 1). \quad (2)$$

It is worth noting that using a discrete Laplace distribution instead of a continuous Laplace distribution, Lemma 1 still holds.

**Lemma 2.** *Let  $X$  be a discrete Laplace random variable with the same probability distribution 2, then  $X$  is a subexponent with parameter  $2(\log \frac{1}{\alpha})^{-1}$ .*

A nice feature of differential privacy is that any function of the differential privacy mechanism still satisfies differential privacy [Dwork et al. (2006)]. That is, if  $f$  is the output of an  $\epsilon$ -differential private mechanism, then  $g(f(G))$  is also  $\epsilon$ -private difference, where  $g$  is an arbitrary function. Therefore, the differential privacy degree sequence is still differentially private.

## 2.3 Estimation with a differentially private degree sequence

In the problem of differential privacy of network data, a common approach is to use the Laplace mechanism to provide privacy protection, add independent and identically distributed Laplace random variables to the original degree sequence. Since the edges between nodes are directional, and if we add(remove) a directed edge from  $i$  to  $j$ , the out-degree of node  $i$  increases(decreases) by 1, and the in-degree of node  $j$  decreases(increase) by 1. Therefore, the degree change is 2, so the global sensitivity of this bi-degree sequence is  $\Delta f = 2$ . In this article, we use the discrete Laplace mechanism to release the bi-degree sequence  $\tilde{\mathbf{g}} = (\tilde{\mathbf{d}}, \tilde{\mathbf{b}})$  of edge differential privacy in  $G_n$ . The released steps are in Algorithm 1, where a differentially private bi-sequence is returned.

---

### Algorithm 1: Releasing $\mathbf{g}$

---

Data: The bi-degree sequence  $\mathbf{g}$  and privacy parameter  $\epsilon_n$

Result: The differentially private bi-sequence  $\tilde{\mathbf{g}}$

Let  $\mathbf{g} = (\mathbf{d}, \mathbf{b})$  be the bi-degree sequence of  $G_n$ ;

for  $i = 1 \rightarrow n$  do

Generate two discrete Laplace random variable  $e_i^+$  and  $e_i^-$  with parameter  $\alpha_n = e^{-2/\epsilon_n}$ ;

Let  $\tilde{d}_i = d_i + e_i^+$  and  $\tilde{b}_i = b_i + e_i^-$

End

---

Beside, by Lemma 2, we know that the Laplace variable is also a sub-exponent with the parameter as  $\kappa_n = 2(\log \frac{1}{\alpha_n})^{-1} = 4/\epsilon_n$ . Because the outer edge of node  $i \rightarrow j$  is also the inner edge of node  $j \rightarrow i$ , the sum of the out-degree of the network nodes is equal to the sum of the in-degree. If someone converts  $(\alpha, \beta)$  to  $(\alpha - c, \beta + c)$ , the probability distribution in (1) does not change. To identify model parameters, we set  $\beta_n = 0$  as described in Yan et al. (2016). Let  $\boldsymbol{\theta} = (\alpha_1, \dots, \alpha_n, \beta_1, \dots, \beta_{n-1})^T$ , then we use the moment-based estimating equations with noisy degree sequences, By replacing the

degree sequence  $\mathbf{g} = (\mathbf{d}, \mathbf{b})$  with the differential privacy degree sequence  $\tilde{\mathbf{g}} = (\tilde{\mathbf{d}}, \tilde{\mathbf{b}})$ , the estimation equation is:

$$\begin{aligned}\tilde{d}_i &= \sum_{j=1; j \neq i}^n \frac{e^{Z_{ij}^T \boldsymbol{\gamma} + \alpha_i + \beta_j}}{1 + e^{Z_{ij}^T \boldsymbol{\gamma} + \alpha_i + \beta_j}}, i = 1, \dots, n, \\ \tilde{b}_j &= \sum_{i=1; i \neq j}^n \frac{e^{Z_{ij}^T \boldsymbol{\gamma} + \alpha_i + \beta_j}}{1 + e^{Z_{ij}^T \boldsymbol{\gamma} + \alpha_i + \beta_j}}, j = 1, \dots, n-1, \\ \sum_{i,j=1; i \neq j}^n Z_{ij} a_{ij} &= \sum_{i,j=1; i \neq j}^n Z_{ij} \frac{e^{Z_{ij}^T \boldsymbol{\gamma} + \alpha_i + \beta_j}}{1 + e^{Z_{ij}^T \boldsymbol{\gamma} + \alpha_i + \beta_j}}.\end{aligned}\tag{3}$$

The solution to the above equations is the differentially private moment estimator denoted by  $(\hat{\boldsymbol{\theta}}, \hat{\boldsymbol{\gamma}})$ , where  $\hat{\boldsymbol{\theta}} = (\hat{\alpha}_1, \dots, \hat{\alpha}_n, \hat{\beta}_1, \dots, \hat{\beta}_{n-1})^T$  and  $\hat{\beta}_n = 0$ . We shall use the two-step Newton iterative algorithm to solve the above equations, and the R language provides a function "glm" to calculate the solution. Main result is presented in Theorem 1.

### 3 Main results

Let  $\mathbb{R}_+ = (0, \infty)$ ,  $\mathbb{R}_0 = [0, \infty)$ ,  $\mathbb{N} = \{1, 2, \dots\}$ ,  $\mathbb{N}_0 = \{0, 1, 2, \dots\}$ . For a vector  $\mathbf{x} = (x_1, \dots, x_n)^T \in \mathbb{R}^n$ , denote by  $\|\mathbf{x}\|_\infty = \max_{1 \leq i \leq n} |x_i|$ , the  $\ell_\infty$  norm of  $\mathbf{x}$ . Let  $B(\mathbf{x}, \epsilon) = \{\mathbf{y} : \|\mathbf{x} - \mathbf{y}\|_\infty \leq \epsilon\}$  be an  $\epsilon$  neighborhood of  $\mathbf{x}$ . For an  $n \times n$  matrix  $J = (J_{i,j})$ ,  $\|J\|_\infty$  denotes the matrix norm induced by the  $\|\cdot\|_\infty$ -norm on vectors in  $\mathbb{R}^n$ :

$$\|J\|_\infty = \max_{\mathbf{x} \neq 0} \frac{\|J\mathbf{x}\|_\infty}{\|\mathbf{x}\|_\infty} = \max_{1 \leq i \leq n} \sum_{j=1}^n |J_{i,j}|.$$

Denote  $\|\cdot\|$  matrix norm by  $\|J\| = \max_{i,j} |J_{i,j}|$ , Define  $\boldsymbol{\theta}^* = (\alpha_1^*, \dots, \alpha_n^*, \beta_1^*, \dots, \beta_{n-1}^*)^T$  as the true values of parameter  $\boldsymbol{\theta}$ .

Let  $\epsilon_{n1}$  and  $\epsilon_{n2}$  be two small positive number, when  $\boldsymbol{\theta} \in B(\boldsymbol{\theta}^*, \epsilon_{n1})$ ,  $\boldsymbol{\gamma} \in B(\boldsymbol{\gamma}^*, \epsilon_{n2})$ , we have

$$|Z_{ij}^T \boldsymbol{\gamma} + \alpha_i + \beta_j| \leq \max_{i \neq j} |\alpha_i^* + \beta_j^*| + 2\epsilon_{n1} + pq\|\boldsymbol{\gamma}^*\|_\infty + pq\epsilon_{n2} := \rho_n,$$

where  $q := \max_{i,j} \|Z_{ij}\|_\infty$ , and we assume that  $q$  is a constant. Consider function  $f(x) = \frac{e^x}{(1+e^x)^2}$  decreasing monotonically over  $[0, \infty)$ . Define  $x = Z_{ij}^T \boldsymbol{\gamma} + \alpha_i + \beta_j$ , then On  $[0, \rho_n]$ ,  $f(x)$  decreases monotonically. It is not difficult to verify, when  $\boldsymbol{\theta} \in B(\boldsymbol{\theta}^*, \epsilon_{n1})$ ,  $\boldsymbol{\gamma} \in$

$B(\boldsymbol{\gamma}^*, \epsilon_{n2})$ ,

$$m = \frac{e^{\rho_n}}{(1 + e^{\rho_n})^2} \leq \frac{e^{Z_{ij}^T \boldsymbol{\gamma} + \alpha_i + \beta_j}}{(1 + e^{Z_{ij}^T \boldsymbol{\gamma} + \alpha_i + \beta_j})^2} \leq M = \frac{1}{4},$$

$$\left| \frac{e^{Z_{ij}^T \boldsymbol{\gamma} + \alpha_i + \beta_j} (1 - e^{Z_{ij}^T \boldsymbol{\gamma} + \alpha_i + \beta_j})}{(1 + e^{Z_{ij}^T \boldsymbol{\gamma} + \alpha_i + \beta_j})^3} \right| \leq \frac{e^{Z_{ij}^T \boldsymbol{\gamma} + \alpha_i + \beta_j}}{(1 + e^{Z_{ij}^T \boldsymbol{\gamma} + \alpha_i + \beta_j})^2} \left| \frac{(1 - e^{Z_{ij}^T \boldsymbol{\gamma} + \alpha_i + \beta_j})}{(1 + e^{Z_{ij}^T \boldsymbol{\gamma} + \alpha_i + \beta_j})} \right| \leq M_1 = \frac{1}{4}. \quad (4)$$

### 3.1 Consistency

In order to establish asymptotic properties of  $(\hat{\boldsymbol{\theta}}, \hat{\boldsymbol{\gamma}})$ , we define a system of functions

$$F_i(\boldsymbol{\theta}, \boldsymbol{\gamma}) = \tilde{d}_i - \sum_{j=1, j \neq i}^n \frac{e^{Z_{ij}^T \boldsymbol{\gamma} + \alpha_i + \beta_j}}{1 + e^{Z_{ij}^T \boldsymbol{\gamma} + \alpha_i + \beta_j}}, i = 1, \dots, n,$$

$$F_{n+j}(\boldsymbol{\theta}, \boldsymbol{\gamma}) = \tilde{b}_j - \sum_{i=1, i \neq j}^{n-1} \frac{e^{Z_{ij}^T \boldsymbol{\gamma} + \alpha_i + \beta_j}}{1 + e^{Z_{ij}^T \boldsymbol{\gamma} + \alpha_i + \beta_j}}, j = 1, \dots, n-1, \quad (5)$$

$$F(\boldsymbol{\theta}, \boldsymbol{\gamma}) = (F_1(\boldsymbol{\theta}, \boldsymbol{\gamma}), \dots, F_n(\boldsymbol{\theta}, \boldsymbol{\gamma}), F_{n+1}(\boldsymbol{\theta}, \boldsymbol{\gamma}), \dots, F_{2n-1}(\boldsymbol{\theta}, \boldsymbol{\gamma}))^T.$$

Define  $F_{\gamma,i}(\boldsymbol{\theta})$  as the value of  $F_i(\boldsymbol{\theta}, \boldsymbol{\gamma})$  at any fixed  $\boldsymbol{\gamma}$ , and  $F_{\boldsymbol{\gamma}}(\boldsymbol{\theta}) = (F_{\gamma,1}(\boldsymbol{\theta}), \dots, F_{\gamma,2n-1}(\boldsymbol{\theta}))^T$ . Let  $\hat{\boldsymbol{\theta}}_{\boldsymbol{\gamma}}$  be a solution to  $F_{\boldsymbol{\gamma}}(\boldsymbol{\theta}) = 0$  if it exists. Accordingly, we define the following two functions to study the asymptotic behavior of the homogeneous parameter estimator  $\boldsymbol{\gamma}$ :

$$Q(\boldsymbol{\theta}, \boldsymbol{\gamma}) = \sum_{i,j=1; i \neq j}^n Z_{ij} (a_{ij} - \frac{e^{Z_{ij}^T \boldsymbol{\gamma} + \alpha_i + \beta_j}}{1 + e^{Z_{ij}^T \boldsymbol{\gamma} + \alpha_i + \beta_j}}), \quad (6)$$

$$Q_c(\boldsymbol{\gamma}) = \sum_{i,j=1; i \neq j}^n Z_{ij} (a_{ij} - \frac{e^{Z_{ij}^T \boldsymbol{\gamma} + \hat{\alpha}_{\boldsymbol{\gamma},i} + \hat{\beta}_{\boldsymbol{\gamma},j}}}{1 + e^{Z_{ij}^T \boldsymbol{\gamma} + \hat{\beta}_{\boldsymbol{\gamma},i} + \hat{\alpha}_{\boldsymbol{\gamma},j}}}). \quad (7)$$

It is clear that

$$F(\hat{\boldsymbol{\theta}}, \hat{\boldsymbol{\gamma}}) = 0, F_{\boldsymbol{\gamma}}(\hat{\boldsymbol{\theta}}_{\boldsymbol{\gamma}}) = 0, Q(\hat{\boldsymbol{\theta}}, \hat{\boldsymbol{\gamma}}) = 0, Q_c(\hat{\boldsymbol{\gamma}}) = 0.$$

We first present the error bound between  $\hat{\boldsymbol{\theta}}_{\boldsymbol{\gamma}}$  and  $\boldsymbol{\theta}^*$  when  $\boldsymbol{\gamma} \in B(\boldsymbol{\gamma}^*, \epsilon_{n2})$ . This is demonstrated by constructing a Newtonian iterative sequence  $\{\boldsymbol{\theta}^{(k+1)}\}_{k=0}^{\infty}$  with an initial value  $\boldsymbol{\theta}^*$  and obtaining a geometric rapid convergence rate of the iterative sequence. Where  $\boldsymbol{\theta}^{(k+1)} = \boldsymbol{\theta}^{(k)} - [F'_{\boldsymbol{\gamma}}(\boldsymbol{\theta}^{(k)})]^{-1} F_{\boldsymbol{\gamma}}(\boldsymbol{\theta}^{(k)})$ . The margin of error is described below.

**Lemma 3.** Let  $\epsilon_{n1}$  be a positive number and  $\epsilon_{n2} = \frac{\sqrt{n \log n} + \kappa_n \sqrt{\log n}}{nqp}$ , if

$$(1 + \kappa_n) e^{6\rho_n} = o(\sqrt{\frac{n}{\log n}}),$$



then with probability approaching one,  $\widehat{\boldsymbol{\theta}}_\gamma$  exists and satisfies

$$\left\| \widehat{\boldsymbol{\theta}}_\gamma - \boldsymbol{\theta}^* \right\|_\infty = O_p \left( \sqrt{\frac{\log n}{n}} (1 + \kappa_n) e^{3\rho_n} \right).$$

With the above symbolic preparation, we now begin the asymptotic analysis of the differentially private moment estimator. According to the derivation law of the composite function, we have

$$0 = \frac{\partial F_\gamma(\widehat{\boldsymbol{\theta}}_\gamma)}{\partial \boldsymbol{\gamma}^\text{T}} = \frac{\partial F(\widehat{\boldsymbol{\theta}}_\gamma, \gamma)}{\partial \boldsymbol{\theta}^\text{T}} \frac{\partial \widehat{\boldsymbol{\theta}}_\gamma}{\partial \gamma} + \frac{\partial F(\widehat{\boldsymbol{\theta}}_\gamma, \gamma)}{\partial \gamma^\text{T}}, \quad (8)$$

$$\frac{\partial Q_c(\gamma)}{\partial \boldsymbol{\gamma}^\text{T}} = \frac{\partial Q(\widehat{\boldsymbol{\theta}}_\gamma, \gamma)}{\partial \boldsymbol{\gamma}^\text{T}} = \frac{\partial Q(\widehat{\boldsymbol{\theta}}_\gamma, \gamma)}{\partial \boldsymbol{\theta}^\text{T}} \frac{\partial \widehat{\boldsymbol{\theta}}_\gamma}{\partial \gamma} + \frac{\partial Q(\widehat{\boldsymbol{\theta}}_\gamma, \gamma)}{\partial \gamma^\text{T}}. \quad (9)$$

The asymptotic nature of  $\widehat{\gamma}$  depends on  $Q'_c(\gamma)$ . By substituting  $\frac{\partial \widehat{\boldsymbol{\theta}}_\gamma}{\partial \gamma}$  into (9) in (8), we get the expression  $Q_c(\gamma)$  for  $\gamma$  partial derivation :

$$\frac{\partial Q_c(\gamma)}{\partial \boldsymbol{\gamma}^\text{T}} = \frac{\partial Q(\widehat{\boldsymbol{\theta}}_\gamma, \gamma)}{\partial \boldsymbol{\gamma}^\text{T}} - \frac{\partial Q(\widehat{\boldsymbol{\theta}}_\gamma, \gamma)}{\partial \boldsymbol{\theta}^\text{T}} \left[ \frac{\partial F(\widehat{\boldsymbol{\theta}}_\gamma, \gamma)}{\partial \boldsymbol{\theta}^\text{T}} \right]^{-1} \frac{\partial F(\widehat{\boldsymbol{\theta}}_\gamma, \gamma)}{\partial \gamma^\text{T}}. \quad (10)$$

Since  $\widehat{\boldsymbol{\theta}}_\gamma$  does not have a specific form, in order to derive the feasibility condition, we define:

$$H(\boldsymbol{\theta}, \gamma) = \frac{\partial Q(\boldsymbol{\theta}, \gamma)}{\partial \boldsymbol{\gamma}^\text{T}} - \frac{\partial Q(\boldsymbol{\theta}, \gamma)}{\partial \boldsymbol{\theta}^\text{T}} \left[ \frac{\partial F(\boldsymbol{\theta}, \gamma)}{\partial \boldsymbol{\theta}^\text{T}} \right]^{-1} \frac{\partial F(\boldsymbol{\theta}, \gamma)}{\partial \gamma^\text{T}}, \quad (11)$$

which is a general form of  $\frac{\partial Q_c(\gamma)}{\partial \gamma}$ . When  $\boldsymbol{\theta} \in B(\boldsymbol{\theta}^*, \epsilon_{n1})$ , we have the equation:

$$\frac{1}{n^2} H(\boldsymbol{\theta}, \gamma^*) = \frac{1}{n^2} H(\boldsymbol{\theta}^*, \gamma^*) + o(1). \quad (12)$$

Note that the dimension of  $H(\boldsymbol{\theta}, \gamma)$  is fixed, and every its entry is a sum of  $n(n-1)$  terms. When  $a_{ij}$  belongs to an exponential family distribution,  $H(\boldsymbol{\theta}, \gamma)$  is the Fisher information matrix of the centralized likelihood function on the  $\gamma$ . So we assume  $H(\boldsymbol{\theta}, \gamma)$  is positively definite. Otherwise, the directed  $\beta$ -model will be ill-posed. Then we assume that there exists a number  $\lambda_n$  such that:

$$\sup_{\boldsymbol{\theta} \in B(\boldsymbol{\theta}^*, \epsilon_{n1})} \|H^{-1}(\boldsymbol{\theta}, \gamma^*)\|_\infty \leq \frac{\lambda_n}{n^2}. \quad (13)$$

If  $n^{-2}H(\boldsymbol{\theta}, \gamma^*)$  converges to a constant matrix, then  $\lambda_n$  is bounded. Then we will show the uniform consistency of  $\widehat{\boldsymbol{\theta}}$  and  $\widehat{\gamma}$  as follow theorems, whose proofs are given in Appendix.

**Theorem 1.** Suppose  $\boldsymbol{\theta} \in B(\boldsymbol{\theta}^*, \epsilon_{n1})$ ,  $\boldsymbol{\gamma} \in B(\boldsymbol{\gamma}^*, \epsilon_{n2})$ , if  $\kappa_n = 2(\log \frac{1}{\alpha_n})^{-1} = 4/\epsilon_n$ , and

$$\lambda_n^2 q e^{18\rho_n} (1 + \kappa_n)^2 = o(n/\log n),$$

where  $\alpha_n \in (0, 1)$ . Then when  $n$  tends to infinity, by probability tending to one, the moment estimators  $\hat{\boldsymbol{\theta}}$  and  $\hat{\boldsymbol{\gamma}}$  exist and are satisfied

$$\begin{aligned} \|\hat{\boldsymbol{\theta}} - \boldsymbol{\theta}^*\|_\infty &= O_p \left( \sqrt{\frac{\log n}{n}} (1 + \kappa_n) e^{3\rho_n} \right), \\ \|\hat{\boldsymbol{\gamma}} - \boldsymbol{\gamma}^*\|_\infty &= O_p \left( \frac{\lambda_n q e^{9\rho_n} \log n}{n} (1 + \kappa_n)^2 \right). \end{aligned}$$

**Remark 1.** The condition  $\lambda_n^2 q e^{18\rho_n} (1 + \kappa_n)^2 = o(\frac{n}{\log n})$  guarantees the consistency of the estimates, establish an interesting trade-off between privacy parameter  $\epsilon_n$  and  $\rho_n$ . Moreover, under certain conditions, the convergence rate of  $\hat{\boldsymbol{\theta}}$  is  $(\log n/n)^{1/2}$ , and the convergence rate of  $\hat{\boldsymbol{\gamma}}$  is  $\log n/n$ .

### 3.2 Asymptotic normality

The asymptotic behaviors of the differentially private moment estimator crucially depend on the Jacobian matrix of  $F(\hat{\boldsymbol{\theta}})$ . We find this Jacobian is structured, and introduce a general matrix class to characterize its structure. Given two positive numbers  $m$  and  $M$  with  $M \geq m \geq 0$ , we say the  $(2n-1) \times (2n-1)$  matrix  $V = (v_{i,j})$  belongs to the class  $L_n(m, M)$  if the following holds:

$$\begin{aligned} m &\leq v_{i,i} - \sum_{j=n+1}^{2n-1} v_{i,j} \leq M, \quad i = 1, \dots, n-1; \quad v_{n,n} = \sum_{j=n+1}^{2n-1} v_{n,j} \\ v_{i,j} &= 0, \quad i, j = 1, \dots, n, i \neq j, \\ v_{i,j} &= 0, \quad i, j = n+1, \dots, 2n-1, i \neq j, \\ m &\leq v_{i,j} = v_{j,i} \leq M, \quad i = 1, \dots, n, j = n+1, \dots, 2n-1, \\ v_{i,n+i} &= v_{n+i,i} = 0, \quad i = 1, \dots, n-1, \\ v_{i,i} &= \sum_{k=1}^n v_{i,k} = \sum_{k=1}^n v_{k,i}, \quad i = n+1, \dots, 2n-1. \end{aligned} \tag{14}$$

Clearly,  $V$  has the following structure:

$$V = \begin{pmatrix} V_{11} & V_{12} \\ V_{12}^\top & V_{22} \end{pmatrix}.$$

where  $V_{11(n \times n)}$  and  $V_{22((n-1) \times (n-1))}$  are diagonal matrices.  $V_{12}$  is a nonnegative matrix whose elements are positive.

For narration convenience, define  $v_{2n,i} = v_{i,2n} := v_{i,i} - \sum_{j=1, j \neq i}^{2n-1} v_{i,j}$  and  $v_{2n,2n} = \sum_{i=1}^{2n-1} v_{2n,i}$ . For  $i = 1, \dots, n-1$ , we have  $m \leq v_{2n,i} \leq M$ , and  $v_{2n,i} = 0$  when  $i = n, n+1, \dots, 2n-1$ , and  $v_{2n,2n} = \sum_{i=1}^{2n} v_{2n,i} = \sum_{i=1}^n v_{2n,i}$ . Generally, the inversion  $V^{-1}$  does not have a closed form expression. In order to estimate  $V^{-1}$ , we use a matrix  $S = (s_{i,j})$  to approximate  $V^{-1}$  in Yan et al. (2016), which is defined as

$$s_{i,j} = \begin{cases} \frac{\delta_{i,j}}{v_{i,i}} + \frac{1}{v_{2n,2n}}, & i, j = 1, \dots, n, \\ -\frac{1}{v_{2n,2n}}, & i = 1, \dots, n, j = n+1, \dots, 2n-1, \\ -\frac{1}{v_{2n,2n}}, & i = 1, \dots, 2n-1, j = 1, \dots, n, \\ \frac{\delta_{i,j}}{v_{i,i}} + \frac{1}{v_{2n,2n}}, & i, j = n+1, \dots, 2n-1. \end{cases} \quad (15)$$

where  $\delta_{i,j} = 1$  when  $i = j$  and otherwise is 0. The upper bound of the approximation error is presented in Proposition 1.

**Proposition 1** (Yan et al. (2016)). *If  $V \in L_n(m, M)$  with  $M/m = o(n)$ , then for large enough  $n$ ,*

$$\|V^{-1} - S\| \leq \frac{c_1 M^2}{m^3 n^2}.$$

where  $c_1$  is a constant that does not depend on  $M, m, n$ .

We present the asymptotic theory of  $\hat{\boldsymbol{\theta}}$  here, whose proof is given in Appendix.

**Theorem 2.** *Assume the conditions of Theorem 1 hold and  $\lambda_n q^2 e^{12\rho_n} (1 + \kappa_n)^2 = o(n^{1/2}/\log n)$ ,*

(i) *if  $\kappa_n e^{\rho_n} \sqrt{\log n} = o(1)$  then for any fixed  $k \geq 1$ , as  $n \rightarrow \infty$ , the vector consisting of the first  $k$  elements of  $(\hat{\boldsymbol{\theta}} - \boldsymbol{\theta}^*)$  is asymptotically multivariate normal with mean 0 and covariance matrix given by the upper left  $k \times k$  block of  $S^*$ . Where  $S^*$  is the matrix by replacing  $\boldsymbol{\theta}$  in  $S$  given in (15) with its true value  $\boldsymbol{\theta}^*$ .*

(ii) *Let*

$$s_n^2 = \text{Var}\left(\sum_{i=1}^n e_i^+ - \sum_{i=1}^{n-1} e_i^-\right) = 2(2n-1) \frac{e^{-2/\kappa_n}}{(1 - e^{-2/\kappa_n})^2},$$

*If  $s_n/v_{2n,2n}^{1/2} \rightarrow c$  for some constant  $c$ , then for any fixed  $k \geq 1$ , as  $n \rightarrow \infty$ , the vector consisting of the first  $k$  elements of  $(\hat{\boldsymbol{\theta}} - \boldsymbol{\theta}^*)$  is asymptotically  $k$ -dimensional multivariate normal with mean 0 and covariance matrix given by*

$$\text{diag}\left(\frac{1}{v_{1,1}}, \dots, \frac{1}{v_{k,k}}\right) + \left(\frac{1}{v_{2n,2n}} + \frac{s_n^2}{v_{2n,2n}^2}\right) \mathbf{I}_k \mathbf{I}_k^T.$$

Where  $\mathbf{I}_k$  is a  $k$ -dimensional column vector with all elements of 1.

**Remark 2.** According to Theorem 2(i), by constrain privacy parameters  $\epsilon_n$ , for any fixed  $i$ , the convergence rate of  $\widehat{\boldsymbol{\theta}}_i$  is  $1/v_{i,i}$  when  $n \rightarrow \infty$ .

**Remark 3.** In Theorem 2(ii), the asymptotic variance of  $\widehat{\boldsymbol{\theta}}_i$  contains an additional variance  $s_n^2/v_{2n,2n}^2$ . Since the asymptotic expression of  $\widehat{\boldsymbol{\theta}}_i$  contains an item  $\sum_{i=1}^n e_i^+ - \sum_{i=1}^{n-1} e_i^-$ , its magnitude of the variance is  $ne^{-2/\kappa_n}$ .

Let  $T_{ij}$  is an  $2n - 1$  dimensional vector with  $i$ th and  $n + j$ th elements 1 and other elements 0. Define

$$S_{\theta_{ij}}(\boldsymbol{\theta}, \gamma) = \left( a_{ij} - \frac{e^{Z_{ij}^T \gamma + \alpha_i + \beta_j}}{1 + e^{Z_{ij}^T \gamma + \alpha_i + \beta_j}} \right) T_{ij}, \quad S_{\gamma_{ij}}(\boldsymbol{\theta}, \gamma) = Z_{ij} \left( a_{ij} - \frac{e^{Z_{ij}^T \gamma + \alpha_i + \beta_j}}{1 + e^{Z_{ij}^T \gamma + \alpha_i + \beta_j}} \right).$$

To simplify notations, write

$$V(\boldsymbol{\theta}, \gamma) = \frac{\partial F(\boldsymbol{\theta}, \gamma)}{\partial \boldsymbol{\theta}^T}, \quad V_{\gamma\theta}(\boldsymbol{\theta}, \gamma) = \frac{\partial Q(\boldsymbol{\theta}, \gamma)}{\partial \boldsymbol{\theta}^T},$$

$$\tilde{S}_{\gamma_{ij}}(\boldsymbol{\theta}, \gamma) = S_{\gamma_{ij}}(\boldsymbol{\theta}, \gamma) - V_{\gamma\theta}(\boldsymbol{\theta}, \gamma) [V(\boldsymbol{\theta}, \gamma)]^{-1} S_{\theta_{ij}}(\boldsymbol{\theta}, \gamma).$$

Define  $N = n(n - 1)$  and

$$\bar{H} = \lim_{n \rightarrow \infty} \frac{1}{N} H(\boldsymbol{\theta}^*, \gamma^*).$$

With the above, we state the asymptotic normality of  $\widehat{\boldsymbol{\theta}}$  and  $\widehat{\boldsymbol{\gamma}}$  as follows.

**Theorem 3.** Suppose the condition in Theorem 1 holds, if

$$e^{18\rho_n} q(1 + \kappa_n)^4 = o(n^{1/2}/(\log n)^2),$$

then we have

$$\sqrt{N}(\hat{\boldsymbol{\gamma}} - \gamma^*) = \bar{H}^{-1} B_* + \bar{H}^{-1} \times \frac{1}{\sqrt{N}} \sum_{j \neq i} \tilde{S}_{\gamma_{ij}}(\boldsymbol{\theta}^*, \gamma^*) + o_p(1).$$

When  $n \rightarrow \infty$ , we have

$$\sqrt{N}(\hat{\boldsymbol{\gamma}} - \gamma^*) \xrightarrow{d} N(\bar{H}^{-1} B_*, \bar{H}^{-1}).$$

where

$$B_* = \lim_{n \rightarrow \infty} \frac{1}{2\sqrt{N}} \left[ \sum_{i=1}^n \frac{\sum_{j \neq i} Z_{ij} \frac{e^{Z_{ij}^T \gamma^* + \alpha_i^* + \beta_j^*} (1 - e^{Z_{ij}^T \gamma^* + \alpha_i^* + \beta_j^*})}{\left(1 + e^{Z_{ij}^T \gamma^* + \alpha_i^* + \beta_j^*}\right)^3}}{\sum_{j \neq i} \frac{e^{Z_{ij}^T \gamma^* + \alpha_i^* + \beta_j^*}}{\left(1 + e^{Z_{ij}^T \gamma^* + \alpha_i^* + \beta_j^*}\right)^2}} + \sum_{j=1}^n \frac{\sum_{i \neq j} Z_{ij} \frac{e^{Z_{ij}^T \gamma^* + \alpha_i^* + \beta_j^*} (1 - e^{Z_{ij}^T \gamma^* + \alpha_i^* + \beta_j^*})}{\left(1 + e^{Z_{ij}^T \gamma^* + \alpha_i^* + \beta_j^*}\right)^3}}{\sum_{i \neq j} \frac{e^{Z_{ij}^T \gamma^* + \alpha_i^* + \beta_j^*}}{\left(1 + e^{Z_{ij}^T \gamma^* + \alpha_i^* + \beta_j^*}\right)^2}} \right].$$

**Remark 4.** The limit distribution of  $\hat{\gamma}$  involves a bias term that needs to be corrected when constructing confidence intervals and hypothesis testing. As discussed in [Yan et al. \(2019\)](#), we can use the analytical bias correction formula:  $\hat{\gamma}_{bc} = \hat{\gamma} - H^{-1}(\hat{\theta}, \hat{\gamma}) \hat{B} / \sqrt{n(n-1)}$ , where  $H^{-1}(\hat{\theta}, \hat{\gamma})$  and  $\hat{B}$  are the estimates of  $H^{-1}(\theta^*, \gamma^*)$  and  $B^*$  by replacing  $\gamma$  and  $\theta$  in their expressions with their estimators  $\hat{\gamma}$  and  $\hat{\theta}$ , respectively.

## 4 Numerical studies

In this section, we will verify the asymptotic results of differentially private estimator in the covariate directed graph network model through numerical simulations, and give an example of real data.

### 4.1 Simulation studies

We performed some numerical simulations to evaluate Theorem 2. Following [Yan et al. \(2019\)](#), the parameter take a linear form. we set  $\alpha_{i+1}^* = (n-1-i)L/(n-1)$ ,  $i = 0, \dots, n-1$ , and considered four different value  $0, \log(\log(n)), \log(n)^{1/2}, \log(n)$  for  $L$ . Parameter  $\beta$  is set like  $\alpha$ , let  $\beta_i^* = \alpha_i^*$ ,  $i = 1, \dots, n-1$ . Special, set  $\beta_n = 0$ . For the privacy parameter  $\epsilon_n$ , we simulated three values, which were  $2, \log n/n^{1/4}, \log n/n^{1/2}$ . We vary  $\alpha^*$  and  $\beta^*$  to assess the asymptotic nature of different situations. Besides, we assumes that each node has two attributes, denoted as  $x_{i1}$  and  $x_{i2}$ .  $X_i$  is a two-dimensional vector of node attributes and  $X_i = (x_{i1}, x_{i2})$ . Where,  $x_{i1}$  obeys a discrete distribution with values of 1 and  $-1$  with probabilities of 0.3 and 0.7, respectively, and the second element  $x_{i2}$  obeys the Beta(2,2) distribution. The edge-level covariate  $Z_{ij}$  between nodes  $i$  and  $j$  is of the form  $Z_{ij} = (x_{i1} * x_{j1}, |x_{i2} - x_{j2}|)^T$ . For the homogeneity parameter, set  $\gamma^* = c(1, 1.5)^T$ . For the two cases  $n = 100, 200$ , a total of 6 simulations are required, each of which is repeated 1000 times.

According to Theorem 2 in section 3.2, we have  $\hat{\xi}_{i,j} = [\hat{\alpha}_i - \hat{\alpha}_j - (\alpha_i^* - \alpha_j^*)] / (1/\hat{v}_{ii} + 1/\hat{v}_{jj})^{1/2}$ ,  $\hat{\zeta}_{ij} = (\hat{\alpha}_i + \hat{\beta}_j - \alpha_i^* - \beta_j^*) / (1/\hat{v}_{ii} + 1/\hat{v}_{n+j, n+j})^{1/2}$  and  $\hat{\eta}_{i,j} = [\hat{\beta}_i - \hat{\beta}_j - (\beta_i^* - \beta_j^*)] / (1/\hat{v}_{n+i, n+i} + 1/\hat{v}_{n+j, n+j})^{1/2}$  follow the standard asymptotic normal distribution, where  $\hat{v}_{i,i}$  is the estimate of  $v_{i,i}$  by replacing  $(\theta^*, \gamma^*)$  with  $(\hat{\theta}, \hat{\gamma})$ . For  $(i, j)$ , chose three pairs of values, respectively  $(1, 2), (n/2, n+1/2), (n-1, n)$ . Then we will use QQ-plot to evaluate the

asymptotic behavior of the differentially private estimators  $\hat{\xi}_{i,j}$ ,  $\hat{\zeta}_{i,j}$  and  $\hat{\eta}_{i,j}$ , give the 95% confidence interval coverage, confidence interval length, and variance estimates, record the frequency that the estimate does not exist. The coverage probability and the length of the confidence interval of  $\hat{\gamma}$  were also reported. Finally, the results are similar, and we only give the results of  $\hat{\xi}_{ij}$  here.

For the case where  $n = 100, 200$  and the privacy parameters are  $2, \log n/n^{1/4}, \log n/n^{1/2}$ , the simulated QQ-plot is shown in Figure 1-3. The horizontal and vertical axes are the theoretical and empirical quantiles, respectively, and the red line corresponds to the reference line  $y = x$ . As can be seen from the figure, for  $\epsilon_n = 2, \log n/n^{1/4}, \log n/n^{1/2}$ , the QQ-plot in the three case is similar. When  $\epsilon_n = 2$ , the empirical quantile is in good agreement with the standard normal quantile well, and the overall fit becomes higher with the increase of  $n$ . In particular, when  $L = (\log n)^{1/2}, (i, j) = (1, 2)$ , there is a slight deviation at both ends of the straight line corresponding to the QQ-plot; when  $\epsilon_n = \log n/n^{1/4}, L = (\log n)^{1/2}$  and  $(i, j) = (1, 2)$ , there is a small deviation at both ends of the straight line; when  $\epsilon_n = \log n/n^{1/2}$ , there are different degrees of deviation at both ends of the straight line of the corresponding QQ-plot, and the smaller  $n$  is, the more obvious the deviation. In addition, the simulation finds that when  $L = \log n$ , no matter what value  $\epsilon_n$  takes, the moment estimation does not exist, and the QQ-plot cannot be obtained in this case.

Table 1 records the 95% confidence interval coverage of  $\alpha_i - \alpha_j$ , the length of the confidence interval, the frequency of the absence of differentially private estimation, and the variance. It can be observed that for fixed  $\epsilon_n$  and  $n$ , the length of the confidence interval increases as  $L$  increases; For fixed  $\epsilon_n$  and  $L$ , the length of the confidence interval becomes smaller as  $n$  increases. When  $L = 0, \log(\log(n)), (\log n)^{1/2}$ , the confidence interval coverage frequency is close to 95% of the target level. However, the differentially private estimation does not exist where  $L = \log n$  with probability one, indicating that the parameter space setting is too large and the error will be generated, and the critical value of  $L$  in this paper should be less than  $\log n$ .

Table 2 documents the 95% confidence interval coverage, confidence interval length, mean absolute deviation, and standard error of the estimator  $\hat{\gamma}$  as well as the deviation correction estimates  $\hat{\gamma}_{bc}(= \hat{\gamma} - \hat{H}^{-1}\hat{B}/\sqrt{n(n-1)})$ . It can be observed that the coverage of  $\hat{\gamma}_{bc}$  obtained by bias correction of  $\hat{\gamma}$  has improved and is closer to the nominal level. In addition, when  $n$  is fixed, the mean absolute deviation of  $\hat{\gamma}_{bc}$  increases with the increase of  $L$ , and the confidence interval length also increases.

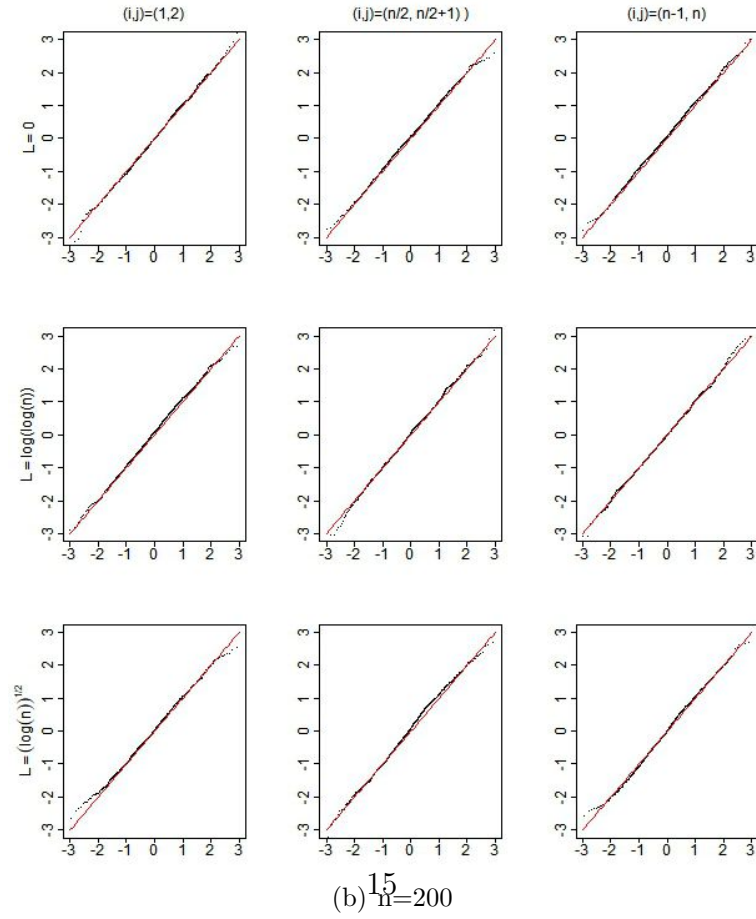
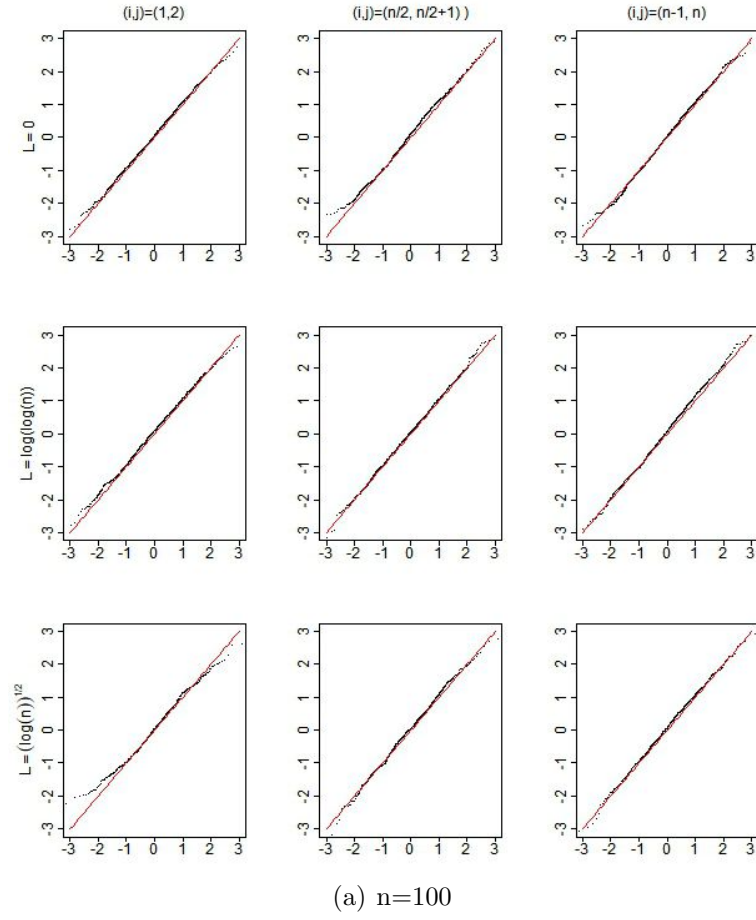
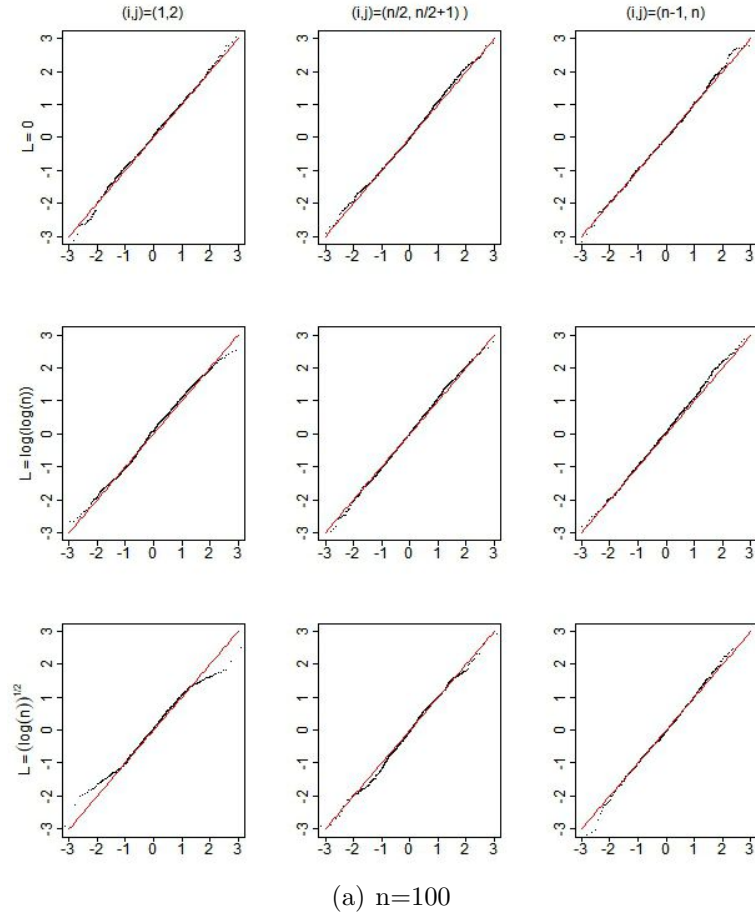
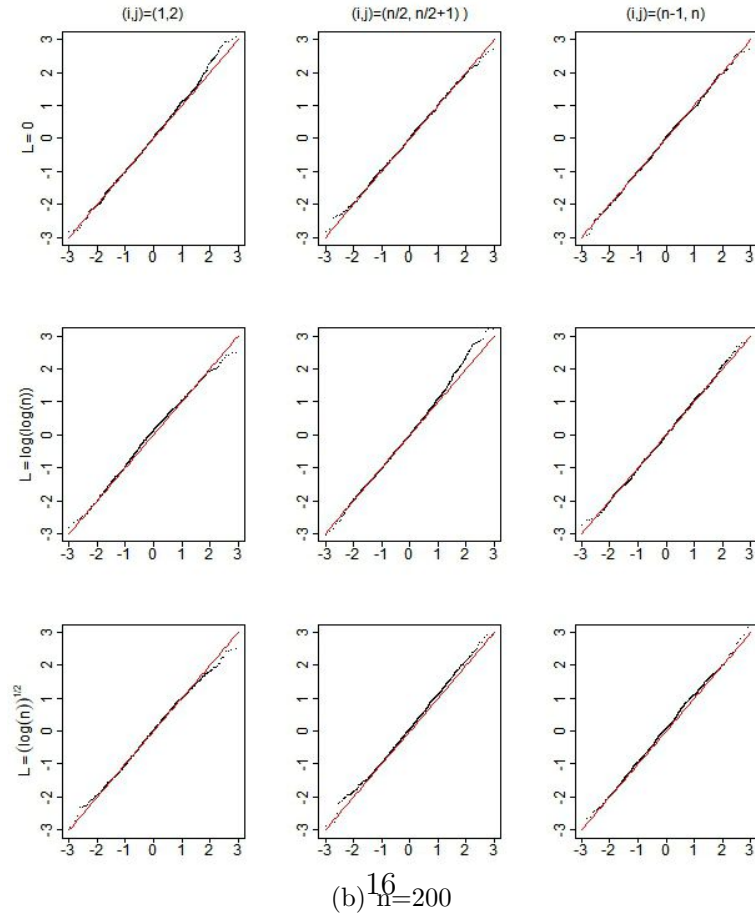


Figure 1:  $\epsilon_n = 2$ , the QQ plot of  $\xi_{i,j}$



(a)  $n=100$



(b)  $n=200$

Figure 2:  $\epsilon_n = \log n / (n)^{1/4}$ , the QQ plot of  $\xi_{i,j}$



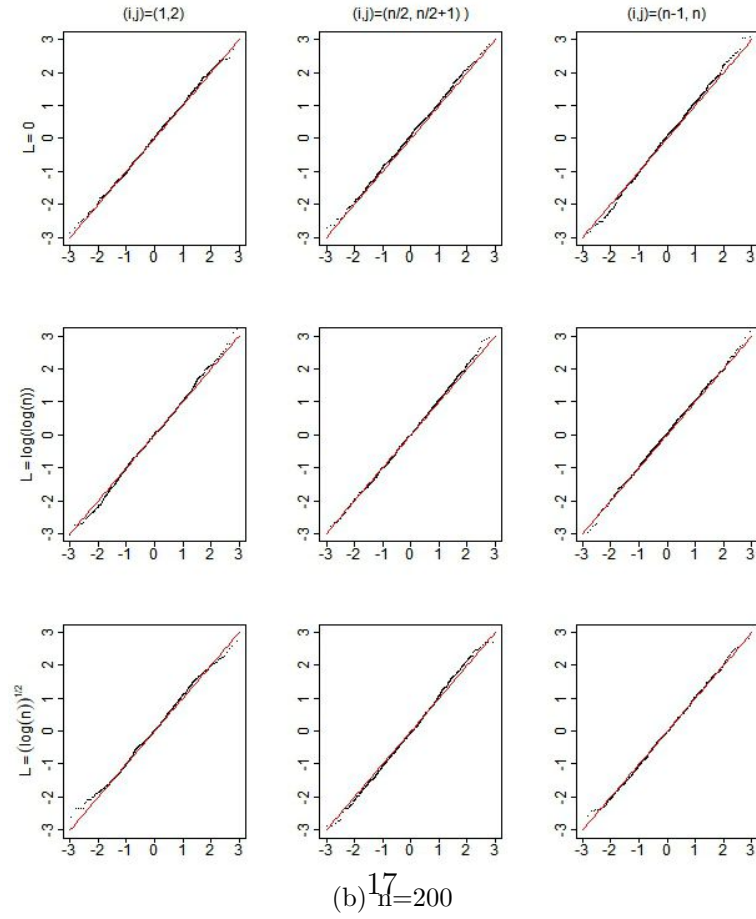
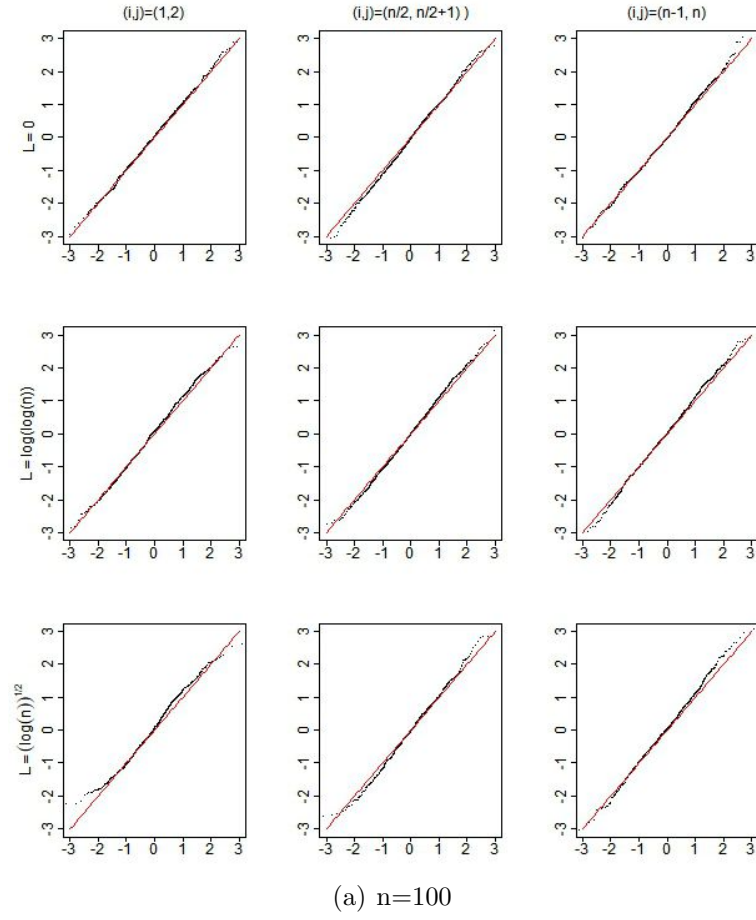


Figure 3:  $\epsilon_n = \log n / (n)^{1/2}$ , the QQ plot of  $\xi_{i,j}$

Table 1: Estimated coverage probabilities of  $\alpha_i - \alpha_j$  for pair  $(i, j)$  as well as the length of confidence intervals (in square brackets), and the probabilities that the private parameter estimation does not exist (in parentheses), multiplied by 100

n	$(i, j)$	$L = 0$	$L = \log(\log n)$	$L = (\log n)^{1/2}$	$L = \log n$
$\epsilon_n = 2$					
100	(1, 2)	93.40[1.36](0)	95.21[1.96](1.80)	97.79[3.16](45.70)	NA[NA](100)
	(50, 51)	94.60[1.34](0)	93.79[1.80](1.80)	95.39[2.75](45.70)	NA[NA](100)
	(99, 100)	95.20[1.32](0)	94.40[1.79](1.80)	94.48[2.36](45.70)	NA[NA](100)
200	(1, 2)	95.10[0.91](0)	94.50[1.83](0)	96.02[2.67](9.40)	NA[NA](100)
	(100, 101)	95.20[0.88](0)	94.30[1.54](0)	95.25[2.12](9.40)	NA[NA](100)
	(199, 200)	94.40[0.89](0)	95.00[1.46](0)	94.70[1.95](9.40)	NA[NA](100)
$\epsilon_n = \log n / n^{1/4}$					
100	(1, 2)	94.80[1.23](0)	95.51[2.13](2.00)	98.9[2.59](45.20)	NA[NA](100)
	(50, 51)	94.20[1.30](0)	94.48[1.89](2.00)	95.62[2.36](45.20)	NA[NA](100)
	(99, 100)	94.80[1.29](0)	93.26[1.71](2.00)	94.34[2.02](45.20)	NA[NA](100)
200	(1, 2)	93.20[0.94](0)	95.50[1.40](0)	96.38[2.11](8.70)	NA[NA](100)
	(100, 101)	95.40[0.92](0)	92.90[1.35](0)	95.18[1.79](8.70)	NA[NA](100)
	(199, 200)	95.00[0.94](0)	94.50[1.26](0)	94.96[1.39](8.70)	NA[NA](100)
$\epsilon_n = \log n / n^{1/2}$					
100	(1, 2)	94.20[1.26](0)	94.43[2.29](1.00)	96.38[4.28](47.20)	NA[NA](100)
	(50, 51)	93.20[1.29](0)	93.62[2.01](1.00)	92.58[3.09](47.20)	NA[NA](100)
	(99, 100)	94.20[1.28](0)	92.01[1.91](1.00)	92.77[2.94](47.20)	NA[NA](100)
200	(1, 2)	95.00[0.94](0)	93.00[1.64](0)	95.96[2.49](8.40)	NA[NA](100)
	(100, 101)	94.60[0.92](0)	94.70[1.41](0)	93.34[2.03](8.40)	NA[NA](100)
	(199, 200)	93.40[0.93](0)	95.30[1.28](0)	94.54[1.79](8.40)	NA[NA](100)

## 4.2 A data example

We use as an example the network of 71 lawyers in the Lazega dataset [Lazega (2001)], downloaded from [https://www.stats.ox.ac.uk/~snijders/siena/Lazega\\_lawyers\\_data.htm](https://www.stats.ox.ac.uk/~snijders/siena/Lazega_lawyers_data.htm). The dataset is derived from a web study of corporate law partnerships conducted by a corporate law firm (SG&R) in the northeastern United States from 1988 to 1991. It consisted of a network measurement among the firm's 71 lawyers (partners and employees) who were asked to name lawyers they had worked with in depth over the past year. In addition, the dataset collects the attributes of individual lawyers, including formal identity, gender, office location, years of service, age, practice, and law school.

Here, we regard 71 lawyers as 71 nodes marked as  $1, \dots, 71$ , and the value of edge  $(i, j)$  is 1 to indicate that lawyer  $i$  believes that there is a deep cooperative relationship with lawyer  $j$ , otherwise the value of edge  $(i, j)$  is 0. Each node in the dataset has 7 attributes, which are formal identity (1=partner; 2=Employee); Gender (1=male; 2=female); Office

Table 2: Estimated coverage probabilities of  $\gamma_i$  for  $i$ , length of confidence intervals (in square brackets), and average bias (in parentheses)

n	$\gamma$	$L = 0$	$L = \log(\log n)$	$L = (\log n)^{1/2}$	$L = \log n$
$\epsilon_n = 2$					
100	$\hat{\gamma}_1$	89.90[0.67](0.0101)	91.24[0.82](0.0019)	92.44[0.89](0.0106)	NA
	$\hat{\gamma}_{bc,1}$	95.20[1.01](0.0101)	90.83[1.40](0.0019)	89.32[2.06](0.0106)	NA
	$\hat{\gamma}_2$	97.20[1.55](0.0336)	88.49[1.77](0.1220)	83.97[1.91](0.1752)	NA
	$\hat{\gamma}_{bc,2}$	96.30[1.47](0.0336)	91.45[1.88](0.1220)	88.58[2.59](0.1752)	NA
200	$\hat{\gamma}_1$	89.90[0.47](0.0047)	86.70[0.59](0.0020)	85.30[0.65](0.0065)	NA
	$\hat{\gamma}_{bc,1}$	94.00[0.68](0.0047)	86.70[1.21](0.0020)	83.00[1.67](0.0064)	NA
	$\hat{\gamma}_2$	96.00[1.09](0.0158)	86.10[1.26](0.0617)	83.88[1.37](0.0858)	NA
	$\hat{\gamma}_{bc,2}$	96.80[1.00](0.0158)	90.50[1.55](0.0617)	85.00[2.01](0.0858)	NA
$\epsilon_n = \log n/n^{1/4}$					
100	$\hat{\gamma}_1$	89.40[0.67](0.0101)	90.40[0.82](0.0021)	90.10[0.89](0.1225)	NA
	$\hat{\gamma}_{bc,1}$	94.50[0.98](0.0101)	90.10[1.48](0.0021)	85.03[1.72](0.1225)	NA
	$\hat{\gamma}_2$	96.00[1.55](0.0336)	88.90[1.77](0.0104)	84.30[1.91](0.1762)	NA
	$\hat{\gamma}_{bc,2}$	96.10[1.02](0.0336)	87.60[1.36](0.0104)	83.35[1.77](0.1762)	NA
200	$\hat{\gamma}_1$	88.40[0.47](0.0047)	88.50[0.59](0.0020)	83.10[0.65](0.0065)	NA
	$\hat{\gamma}_{bc,1}$	93.00[0.70](0.0047)	87.40[0.99](0.0020)	78.86[1.38](0.0065)	NA
	$\hat{\gamma}_2$	96.30[1.09](0.0159)	85.70[1.26](0.0618)	81.38[1.36](0.0862)	NA
	$\hat{\gamma}_{bc,2}$	96.10[1.02](0.0159)	87.60[1.36](0.0618)	83.35[1.77](0.0862)	NA
$\epsilon_n = \log n/n^{1/2}$					
100	$\hat{\gamma}_1$	89.10[0.67](0.0101)	93.03[0.83](0.0126)	90.30[0.89](0.0553)	NA
	$\hat{\gamma}_{bc,1}$	94.40[0.96](0.0101)	92.01[1.54](0.0126)	85.55[2.59](0.0553)	NA
	$\hat{\gamma}_2$	94.40[1.55](0.0336)	87.27[1.76](0.6771)	81.25[1.91](0.7089)	NA
	$\hat{\gamma}_{bc,2}$	95.30[1.37](0.0336)	87.56[1.99](0.6771)	82.32[3.22](0.7089)	NA
200	$\hat{\gamma}_1$	89.10[0.47](0.0047)	86.40[0.58](0.0020)	84.71[0.65](0.0065)	NA
	$\hat{\gamma}_{bc,1}$	94.10[0.70](0.0047)	85.20[1.10](0.0020)	80.89[1.57](0.0065)	NA
	$\hat{\gamma}_2$	96.60[1.08](0.0157)	83.50[1.26](0.0619)	80.20[1.37](0.0867)	NA
	$\hat{\gamma}_{bc,2}$	96.50[1.01](0.0157)	88.10[1.47](0.0619)	81.98[80.2](0.0867)	NA

location (1=Boston; 2=Hartford; 3=Providence); Years of service in the company; Age; Practice (1=litigation; 2=company); Law Schools (1: Harvard University, Yale University; 2: University of California; 3: Other). We denote the property of each node  $i$  as  $X_i = (x_{i1}, x_{i2}, \dots, x_{i7})$ . The covariate  $Z_{ij}$  that defines the edge  $(i, j)$ , is a property function with respect to nodes  $i$  and  $j$ . For categorical variables,  $Z_{ijk} = 1$  if the  $k$ -th attribute of  $i$  and  $j$  is the same, otherwise  $Z_{ijk} = -1$ , and for continuous variables, we use the absolute distance  $Z_{ijk} = |x_{ik} - x_{jk}|$ . We show a directed network diagram of the dataset containing gender and law schools in Figure 4. The size of the node is proportional to the out- degree (in-degree) of node, corresponding to (a) and (b). Respectively. in (a),

the colors represent different genders (red for men, blue for women), and in (b), colors represent different law schools (green for Harvard, Yale, pink for UC, and orange for other institutions).

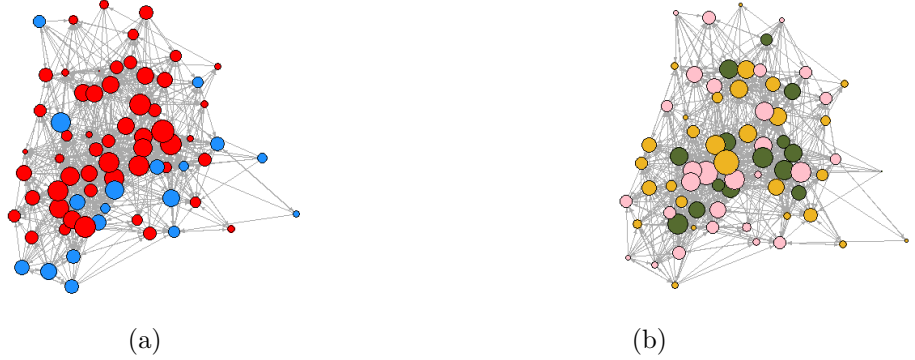


Figure 4: Visualization of Lazegas cooperative network of lawyers

Before analyzing the dataset, node 6 with 0 out-degree and 44 node with 0 in-degree were removed, and the remaining 69 nodes were analyzed. First, the quartiles of the discrepancies  $d$  and  $b$  and the table of maximum and minimum values are given in Table 3.

Table 3: The quartile,maximum and minimum of degree

degree	min	1/4 quantile	1/2quantile	1/4 quantile	max
d	2	7	12	17	29
b	1	6	11	19	37

Then, we substitute the  $69 \times 69$  adjacency matrix generated by the Lazega's cooperation network into the model. We set private parameters  $\epsilon_n = 2$  in this data set, calculate the noisy bi-degree sequence  $(\tilde{d}, \tilde{b})$  of each node, the differentially private estimators of the influencing parameters  $\hat{\alpha}$  and  $\hat{\beta}$ , and the standard error of the estimation, as shown in Table 4. Where  $\hat{\beta}_{71}$  is used as a reference. As can be seen from Table 4, the three nodes with the largest noisy out-degree are 19, 16 and 28, and their degrees are 29, 28 and 27, the corresponding parameters are also relatively large, which are  $-4.59$ ,  $-4.74$  and  $-4.01$ , respectively, the three nodes with the smallest noisy out-degree 5, 8 and 9, corresponding parameters are smaller, which are  $-10.33$ ,  $-9.51$  and  $-9.26$ . It is also observed that the parameters corresponding to the three nodes with the largest noisy in-degree are larger, which are  $5.74$ ,  $5.62$  and  $5.15$ , respectively, and the parameters corresponding to the three nodes with the smallest noisy in-degree are smaller, which are  $-0.31$ ,  $1.33$  and  $1.93$ . In addition, it can be seen that differentially private estimates of heterogeneity parameters for in-degree and out-degrees vary widely.

Table 5 reports the covariate effect of differential privacy estimation, their bias-corrected estimates, standard errors, and their  $p$ -values at null hypothesis  $\gamma_i = 0 (i = 1, \dots, 7)$ . Observation shows that formal identity, gender, office location, years of working in the company and practice, these five variables are significant and positive for the formation of cooperation networks, indicating that any one of these five variables with the same value will increase the likelihood of cooperation between lawyers. Age has a negative impact on whether lawyers cooperate or not, and the greater the age difference, the less likely they are to work together, which exists in real life. In addition, it makes sense to some extent that whether law schools are the same has little impact on lawyer collaboration.

## 5 Discussion

In this paper, we mainly study the asymptotic properties of the heterogeneous parameter  $\boldsymbol{\theta}$  and the homogeneity parameter  $\boldsymbol{\gamma}$  in the directed  $\beta$ -model with covariates under the differential privacy mechanism. By releasing noise for the degree sequences using the discrete Laplace mechanism, we prove the consistency of the differentially private estimators through a two-stage Newton iteration and further derive the asymptotic properties of the differentially private estimators  $\hat{\boldsymbol{\theta}}$  and  $\hat{\boldsymbol{\gamma}}$ . Regarding the parameter  $\hat{\boldsymbol{\theta}}$ , we find when the noise variance is present, an additional variance factor in the asymptotic variance of  $\hat{\boldsymbol{\theta}} - \boldsymbol{\theta}^*$ . The results of numerical simulations demonstrate that the theoretical results can be used for statistical inference. In particular, the conditions for ensuring asymptotic normality seem to be stronger than those for ensuring consistency. Furthermore, the asymptotic properties of the differentially private estimators are determined not only by the growth rate of the parameters but also by their configuration. It would be interesting to study whether these boundary conditions can be relaxed.

We assume that the edges are binary edges following a Bernoulli distribution. In real-world networks, edges may not only take binary values but also be weighted. The theoretical analysis of weighted edges is worth further exploration. In the future, we will consider generalizing the analysis to other probability distributions, such as the Poisson distribution [Xu and Wang (2023)]. Furthermore, we assume that all parameters are bounded. The generated network is dense because the probability of generating edges is significantly non-zero. However, real-world network data is often sparse [Shao et al. (2021)]. It is worth further exploration and research on analyzing the differential privacy asymptotic properties of network models with covariates when the data is sparse. In the future, we will also consider extending the method of deriving consistency of estimators in this paper to other network models.

Table 4: The differentially private estimators of  $\alpha_i$  and  $\beta_j$  and their standard errors in the Lazega's data set when  $\hat{\beta}_{71} = 0$ , private parameter  $\epsilon_n = 2$ .

Vertex	$\tilde{d}_i$	$\hat{\alpha}_i$	$\hat{\sigma}_i$	$\tilde{b}_j$	$\hat{\beta}_i$	$\hat{\sigma}_j$	Vertex	$\tilde{d}_i$	$\hat{\alpha}_i$	$\hat{\sigma}_i$	$\tilde{b}_j$	$\hat{\beta}_i$	$\hat{\sigma}_j$
1	5	-8.50	0.55	24	4.63	0.31	37	3	-6.58	0.67	4	3.38	0.55
2	6	-8.24	0.50	22	4.79	0.32	38	6	-6.80	0.48	17	4.24	0.38
3	5	-7.63	0.56	7	3.77	0.48	39	15	-5.51	0.35	18	4.10	0.38
4	17	-6.29	0.39	20	4.53	0.33	40	8	-6.95	0.43	25	4.64	0.34
5	1	-10.33	1.06	15	4.34	0.38	41	22	-5.13	0.31	23	4.46	0.34
7	4	-8.27	0.64	6	2.89	0.55	42	25	-4.74	0.31	4	1.90	0.55
8	3	-9.51	0.66	14	3.29	0.35	43	14	-5.64	0.36	10	3.03	0.42
9	3	-9.26	0.64	14	3.76	0.37	45	11	-6.34	0.37	9	2.90	0.41
10	9	-7.67	0.45	13	3.64	0.39	46	6	-5.78	0.49	8	4.08	0.47
11	6	-8.40	0.51	20	4.06	0.32	47	6	-5.88	0.47	2	2.26	0.75
12	20	-5.81	0.38	20	4.56	0.33	48	19	-4.94	0.33	6	2.66	0.47
13	16	-6.42	0.37	34	5.62	0.30	49	10	-6.74	0.40	10	2.61	0.42
14	16	-5.86	0.40	19	5.45	0.38	50	10	-5.45	0.41	12	4.43	0.40
15	8	-6.25	0.45	18	5.76	0.35	51	23	-3.58	0.32	2	1.93	0.79
16	28	-4.74	0.35	21	4.67	0.32	52	13	-6.12	0.37	13	3.19	0.39
17	22	-5.53	0.37	26	5.15	0.30	53	5	-7.38	0.49	5	1.90	0.52
18	4	-8.46	0.61	11	3.83	0.42	54	10	-6.63	0.41	5	1.59	0.53
19	29	-4.59	0.35	11	3.46	0.40	55	21	-5.35	0.32	7	2.10	0.46
20	12	-7.14	0.40	23	4.47	0.31	56	22	-5.28	0.32	12	3.00	0.39
21	11	-7.30	0.41	22	4.31	0.31	57	12	-5.91	0.38	11	3.01	0.42
22	12	-7.19	0.41	23	4.61	0.32	58	13	-5.35	0.37	6	2.93	0.50
23	9	-7.74	0.44	8	2.62	0.42	59	9	-5.43	0.41	3	2.29	0.72
24	19	-6.15	0.36	24	4.57	0.31	60	11	-5.81	0.38	6	2.67	0.48
25	9	-6.89	0.46	11	3.98	0.44	61	3	-7.67	0.62	1	0.31	1.06
26	23	-5.64	0.34	37	5.74	0.31	62	10	-6.45	0.38	4	1.77	0.57
27	16	-5.97	0.37	5	2.67	0.49	63	13	-5.00	0.38	3	2.20	0.68
28	27	-4.01	0.38	23	5.86	0.36	64	7	-6.57	0.44	9	3.29	0.41
29	13	-6.07	0.40	17	4.78	0.35	65	24	-4.91	0.31	7	2.19	0.46
30	17	-5.60	0.39	21	5.34	0.33	66	26	-5.00	0.31	2	0.61	0.75
31	17	-5.47	0.39	15	4.67	0.37	67	16	-5.53	0.35	3	1.10	0.63
32	10	-6.63	0.44	19	5.18	0.34	68	10	-6.59	0.41	5	1.65	0.53
33	17	-5.57	0.39	7	3.24	0.49	69	12	-6.09	0.38	3	1.09	0.63
34	5	-7.71	0.54	23	5.45	0.32	70	5	-7.38	0.49	3	1.33	0.65
35	17	-5.39	0.39	13	4.47	0.41	71	12	-5.84	0.38	1	0.00	1.03
36	7	-8.35	0.49	10	2.91	0.40							

Table 5: The differentially private estimator of  $\gamma_i$ , the corresponding deviation correction estimate, the standard error, and the  $p$ -value at the null hypothesis  $\gamma_i = 0 (i = 1, \dots, 7)$  in the Lazega’s cooperative network data ( $\epsilon_n = 2$ )

Covariate	$\hat{\gamma}_i$	$\hat{\gamma}_{bc,i}$	$\hat{\sigma}_i$	p-value
identity	1.015	1.053	0.074	< 0.001
gender	0.478	0.491	0.068	< 0.001
location	1.113	1.114	0.067	< 0.001
years	0.038	0.047	0.011	< 0.001
age	-0.037	-0.032	0.009	< 0.001
practice	0.949	0.942	0.055	< 0.001
school	0.033	0.029	0.052	0.525

## References

- Backstrom, Lars, Dwork, Cynthia, Kleinberg, Jon, et al. (2007). Wherefore art thou r3579x? anonymized social networks, hidden patterns, and structural steganography. In *Proceedings of the 16th international conference on World Wide Web*, pages 181–190.
- Block, P. and Grund, T. (2014). Multidimensional homophily in friendship networks. *Network Science*, 2(2):189–212.
- Chen, R., Fung, B. C., Yu, P. S., and Desai, B. C. (2014). Correlated network data publication via differential privacy. *The VLDB Journal*, 23:653–676.
- Dwork, Cynthia, McSherry, Frank, Nissim, K., Smith, Adam, et al. (2006). Calibrating noise to sensitivity in private data analysis. In *Theory of Cryptography: Third Theory of Cryptography Conference, TCC 2006, New York, NY, USA, March 4–7, 2006. Proceedings 3*, pages 265–284. Springer.
- Gao, T. and Li, F. (2020). Protecting social network with differential privacy under novel graph model. *IEEE Access*, 8:185276–185289.
- Graham, B. S. (2017). An econometric model of network formation with degree heterogeneity. *Econometrica*, 85(4):1033–1063.
- Kantorovich, L. (1948). Functional analysis and applied mathematics. *Uspekhi Mat Nauk*, pages 89–185.
- Karwa, V., Krivitsky, P. N., and Slavković, A. B. (2017). Sharing social network data: differentially private estimation of exponential family random-graph models. *Journal of the Royal Statistical Society Series C: Applied Statistics*, 66(3):481–500.
- Karwa, V. and Slavković, A. (2016). Inference using noisy degrees: Differentially private  $\beta$ -model and synthetic graphs. *Annals of Statistics*, 44(1):87–112.
- Lazega, E. (2001). *The collegial phenomenon: The social mechanisms of cooperation among peers in a corporate law partnership*. Oxford University Press, USA.
- Lu, J., Cai, Z., Wang, X., Zhang, L., Duan, Z., et al. (2017). An edge correlation based differentially private network data release method. *Security and Communication Networks*, 2017.
- Luo, J., Liu, T., and Wang, Q. (2022). Affiliation weighted networks with a differentially private degree sequence. *Statistical Papers*, 63(2):367–395.



- Luo, J. and Qin, H. (2022). Asymptotic in a class of network models with a difference private degree sequence. *Statistics and Its Interface*, 15(3):383–397.
- Ma, F. and Wang, P. (2021). Randomized response mechanisms for differential privacy data analysis: Bounds and applications. *arXiv preprint arXiv:2112.07397*.
- Pan, L. and Hu, J. (2023). Differentially private estimation in a class of bipartite graph models. *Communications in Statistics-Theory and Methods*, pages 1–20.
- Salas, J., González-Zelaya, V., Torra, V., and Megías, D. (2023). Differentially private graph publishing through noise-graph addition. In *International Conference on Modeling Decisions for Artificial Intelligence*, pages 253–264. Springer.
- Shao, M., Zhang, Y., Wang, Q., Zhang, Y., Luo, J., and Yan, T. (2021). L-2 regularized maximum likelihood for  $\beta$ -model in large and sparse networks. *arxiv*, 2110.11856.
- Wang, Q. (2021). A sparse  $p_0$  model with covariates for directed networks. *arXiv preprint arXiv:2106.03285*.
- Wang, Q., Yan, T., Jiang, B., and Leng, C. (2022a). Two-mode networks: inference with as many parameters as actors and differential privacy. *The Journal of Machine Learning Research*, 23(1):13240–13277.
- Wang, Q., Zhang, X., Luo, J., Ouyang, Y., and Wang, Q. (2022b). Weighted directed networks with a differentially private bi-degree sequence. *Communications in Statistics - Theory and Methods*, 51(2):285–300.
- Xu, M. and Wang, Q. (2023). A network poisson model for weighted directed networks with covariates. *Communications in Statistics-Theory and Methods*, 52(15):5274–5293.
- Yan, T. (2021). Directed networks with a differentially private bi-degree sequence. *Statistica Sinica*, 31(4):2031–2050.
- Yan, T., Jiang, B., Fienberg, S. E., and Leng, C. (2019). Statistical inference in a directed network model with covariates\*. *Journal of the American Statistical Association*, 114(526):857–868.
- Yan, T., Qin, H., and Wang, H. (2016). Asymptotics in undirected random graph models parameterized by the strengths of vertices. *Statistica Sinica*, 26(1):273–293.