

Fortify the Shortest Stave in Attention: Enhancing Context Awareness of Large Language Models for Effective Tool-Use

Yuhan Chen^{1*} Ang Lv^{1*}
Ting-En Lin² Changyu Chen¹ Yuchuan Wu²
Fei Huang² Yongbin Li^{2†} Rui Yan^{1†}

¹Gaoling School of Artificial Intelligence, Renmin University of China ²Alibaba Group
{yuhanchen, anglv, chen.changyu, ruiyan}@ruc.edu.cn
{ting-en.lte, shengxiu.wyc, f.huang, shuide.lyb}@alibaba-inc.com

Abstract

In this paper, we demonstrate that an inherent waveform pattern in the attention allocation of large language models (LLMs) significantly affects their performance in tasks demanding a high degree of context awareness, such as utilizing LLMs for tool-use. Specifically, the crucial information in the context will be potentially overlooked by model when it is positioned in the trough zone of the attention waveform, leading to decreased performance. To address this issue, we propose a novel inference method named *Attention Buckets*. It allows LLMs to process their input through multiple parallel processes. Each process utilizes a distinct base angle for the rotary position embedding, thereby creating a unique attention waveform. By compensating an attention trough of a particular process with an attention peak of another process, our approach enhances LLM’s awareness to various contextual positions, thus mitigating the risk of overlooking crucial information. In the largest tool-use benchmark, our method elevates a 7B model to achieve state-of-the-art performance, comparable to that of GPT-4. On other benchmarks and some RAG tasks, which also demand a thorough understanding of contextual content, our *Attention Buckets* also exhibited notable enhancements in performance.¹

1 Introduction

Recent works that augmenting large language models (LLMs, e.g., GPT series [1, 2, 3]) with tools have achieved advancements in various fields, such as human-computer interactions [4, 5], automating multi-modal tasks [6, 7], and enhancing the overall efficiency of language-related applications [8].

*Equal contribution.

†Corresponding authors.

¹We release our code at <https://github.com/AlibabaResearch/DAMO-ConvAI/tree/main/attention-buckets>.

In this paradigm, upon receiving a user’s intent, a large language model accesses multiple tools, typically in the form of APIs. It then selects the most suitable one by referring to the relevant tool documentation, and provides an accurate and suitable response. Considering the integration of extensive information into the context, tool-use tasks demand a high level of context understanding and awareness from LLMs.

Despite the achievements made by current LLM-based tool-use frameworks, in our practical experience, we observed that LLMs exhibit varying levels of awareness concerning different positions within the context. For instance, LLMs may overlook certain tools within the context, resulting in a failed call; however, by altering the position of these tools, the task can be successfully executed. Such variations significantly affect the performance of LLMs in tool-use. This observation is consistent with the findings from a previous study [9] that investigated a simple in-context retrieval task. When LLMs are presented with multiple key-value pairs and instructed to retrieve the value associated with a specific key, the index of the queried target key results in significant fluctuations in accuracy. Figure 1(a) provides a visual representation of the instructions for this task. Figure 1(b) shows this fluctuation we replicated using the Llama-2-7B [10]. In our study, we go beyond the superficial fluctuations previously observed and identify that these position-related performance differences are closely associated with the model’s fluctuating attention allocation. Specifically, we noticed that the upper bound of the attention score exhibits a waveform pattern, as depicted in Figure 1(c). We demonstrate that if the position of the crucial information coincides with a trough in the attention waveform, the model may overlook it, leading to decreased accuracy.

Based on insight above, we argue that by shifting essential information away from the attention

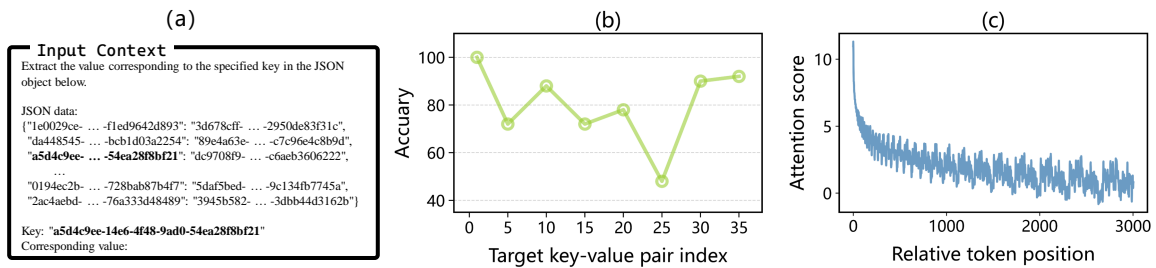


Figure 1: (a) Task illustration: Presented with multiple key-value pairs and a target key (highlighted in bold), the model is required to accurately retrieve and generate the value associated with this key from an extensive context. (b) We illustrate the position-related fluctuation in accuracy of Llama-2-7B on this in-context retrieval task. (c) The upper bound of the attention score exhibits fluctuations, which we term the “attention waveform”. Our study reveals a connection between the position-related fluctuations in LLMs’ performance and this attention waveform.

waveform’s trough zone, we can reduce the risk of LLMs² missing crucial details, thus enhancing the efficacy of tool-use. Because crucial information within the context is inaccessible in practice, we propose the following approach to circumvent this challenge: We process the context through multiple parallel executions, where each execution is assigned a unique rotary angle base of the rotary position embedding, resulting a distinct waveform pattern (See §2.1 for details). By ensuring these attention waveforms are “complementary,” — for any position where one waveform reaches its trough, another waveform reaches its peak — we enhance the LLM’s context awareness across various positions. We then aggregate the output distributions from these parallel executions and compute their weighted sum. This sum is subsequently decoded to generate the final prediction token.

An analogy can aid in understanding our approach: Imagine a wooden bucket with some shorter staves, which allow water to leak out. Similarly, the attention mechanism, at each angle base, has limited awareness of specific positions in the context. We utilize models to process the context with different angle bases. This results in the troughs of one attention wave being fortified by the peaks of another, analogous to how the longer staves in one bucket compensate for the shorter staves in another. Consequently, we name our proposed method *Attention Buckets*.

We achieve the state-of-the-art on the largest tool-use benchmark ToolBench [4] and another

²In this paper, we focus on LLMs based on Transformer models [11] and rotary position embeddings (RoPE [12]). This family of LLMs include many popular models like Llama [13, 10], Qwen [14], Baichuan [15], etc.

benchmark ToolAlpaca [16]. In ToolBench, we augment the performance of a 7B LLM to levels competitive with those of GPT-4 [3]. In addition to our achievements in tool-use, we also demonstrate our method’s potential in general retrieval-augmented generation (RAG) tasks, which also demand a high degree of contextual awareness. In summary, we make three major contributions:

- (1) For LLMs with RoPE, we propose and verify an explanation for the variation in their awareness of different positions within the context. We establish a relationship between this variation and the attention waveform, i.e., the fluctuation in the upper bound of attention score.
- (2) By leveraging the insights from our proposed explanation, we develop a novel approach *Attention Buckets* to enhance LLMs’ context awareness.
- (3) Through extensive experiments, we empirically validate the efficacy of our proposed method.

2 Attention Waves Impact on Context Awareness

In this section, we demonstrate that position-related performance fluctuations of LLMs are influenced by the underlying attention waveform.

2.1 Preliminaries

Rotary position embedding (RoPE) [12] stands as a prevalent technique for position encoding in large language models with Transformer backbone [11]. During the attention calculation, given a query or key vector at position m in the sequence, RoPE serves to encode the position information into the vector via a d -dimensional rotation matrix denoted as $R_{\theta,m}$. This matrix $R_{\theta,m}$ is structured as a block diagonal matrix consisting of blocks with dimen-

sions of 2×2 , totaling $d/2$ such blocks. Specifically, the i -th block is defined as:

$$R_{\theta_i, m} = \begin{bmatrix} \cos m\theta_i & -\sin m\theta_i \\ \sin m\theta_i & \cos m\theta_i \end{bmatrix}, \quad (1)$$

where $\theta_i = B^{-\frac{2i}{d}}$, with B is termed as the base of the rotary angle.

In each Transformer layer, after multiplying the query vector q_m at position m and the key vector k_n at position n with the rotation matrix, the relative position is incorporated in their inner product (the attention score before softmax):

$$(R_{\theta, m} q_m)^\top (R_{\theta, n} k_n) = q_m^\top R_{\theta, n-m} k_n. \quad (2)$$

When the relative distance $n - m$ increases, the upper bound of the attention score before softmax demonstrates a long-term decay, i.e., the value generally decreases as the relative distance grows. This trend is accompanied by a waveform, as depicted in Figure 1(c). The derivation of the upper bound is presented in the appendix A.

As a widely-used position embedding technique in LLMs, many researchers found RoPE has a substantial impact in LLM’s context utilization and awareness. RoPE has favorable properties that enhance the model in various aspects, such as extrapolation [17, 18, 19], efficient long-context model training [20, 21], and better understanding of training data [22]. In this paper, we leverage the attention waveform introduced by position embeddings to enhance the context awareness of LLMs. We hypothesize that these waveform patterns might affect the model’s context awareness. Intuitively, tokens located at troughs of the attention waveform would receive less focus. If such tokens are important for the current prediction, this could hamper the performance. We designed an experiment to test this hypothesis.

2.2 Hypothesis Verification

Task and Data We conducted an in-context retrieval test [9, 23]. We feed the Llama-2-chat-7B [10] with K synthetic key-value pairs in JSON format. Each key and value is a distinct UUID string [24]. We then prompt the model to retrieve the value corresponding to the key we specify. We evaluated the model’s context awareness based on the accuracy of the value it generates. Figure 1(a) shows a test example.

Base	$K=40$		$K=50$	
	Peak Acc	Trough Acc	Peak Acc	Trough Acc
10,000	79.8	76.8	47.6	44.0
15,000	96.6	96.2	75.8	75.2
20,000	85.2	85.0	82.6	80.4
25,000	70.8	70.0	59.2	55.6
30,000	62.2	57.6	51.8	24.4

Table 1: The results of the in-context key-value retrieval. The generation accuracy provides insight into the model’s awareness of information at both the peaks and troughs of the attention waveform.

Experiment Design We varied the RoPE base within the model from 10,000 to 30,000 in increments of 5,000. For each base value, we calculate the corresponding upper bound of attention score and identify the positions of the peaks and troughs (see appendix B for details). Each test sample undergoes two evaluation rounds: In the first round, we position the target key-value pair at the attention peak nearest to the exact middle of the context. In the second round, we move the target pair to the nearest attention trough. By comparing accuracy differences between the two rounds, we aimed to answer how much attention waveform patterns impact the model’s context awareness. The experiment was conducted with varying context lengths by setting different K (40 and 50, respectively). We provide more experimental details in appendix C.

2.3 Results and Analysis

Our experimental findings, as detailed in Table 1, reveal a performance trend associated with varying RoPE base values: we observe an initial rise followed by a subsequent fall. Notably, placing a key-value pair at the peak of the attention waveform consistently yields better outcomes than positioning it at the trough. This holds true across different context lengths (as defined by K) and base values. Also, the results suggest that the optimal base values differ depending on the context length. For example, with K set at 40, the best performance is achieved with a base of 15,000, while a base of 20,000 is most effective when K is 50.

Based on these results, we can draw the following insight and its associated challenge:

Insight: Enhancing the attention to information positioned at the troughs of the attention waveform could make the context awareness of large language models more robust, potentially leading to improved overall performance.

Challenge: In practical applications, pinpointing

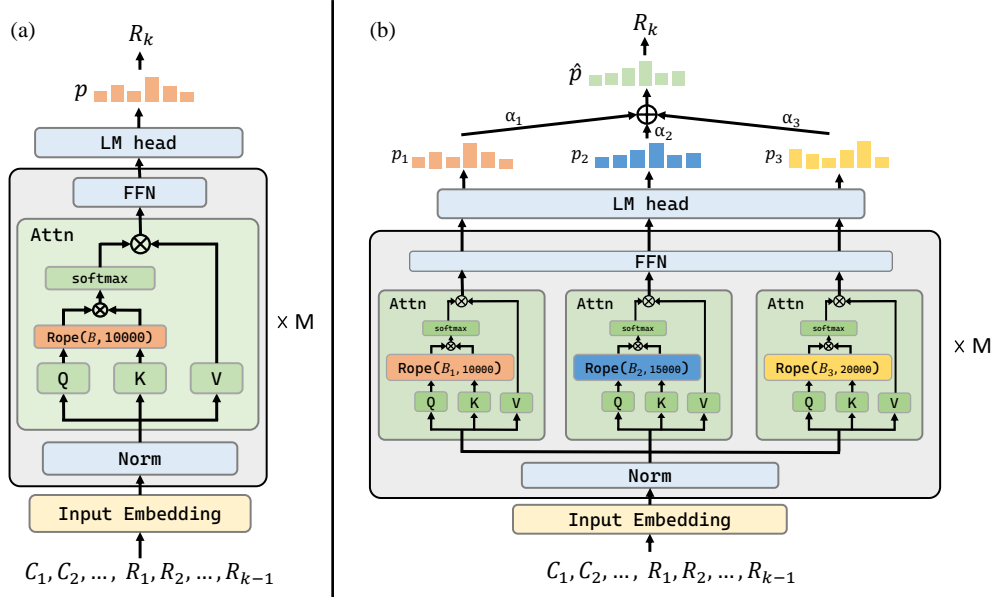


Figure 2: (a) The overview of how a typical Transformer-based Large Language Model (LLM) generates the next token based on context \mathcal{C} . This LLM comprises M layers, though for simplicity, only the inner workings of a single layer are shown. (b) The overview of our proposed *Attention Buckets* augmenting the context awareness of LLMs: Upon receiving context \mathcal{C} , it creates N (specifically 3 in this example) parallel copies for processing. Each parallel stream employs a distinct RoPE base. The resulting output distributions p_j are weighted and summed based on the prediction confidence α_j , culminating in the final predicted distribution \hat{p} used for decoding the next token.

the location of critical information is difficult. This makes it challenging to select a RoPE base that ensures attention to the crucial information.

3 Enhancing Context Awareness via Interleaving Attention Waveform

Based on the insight presented above, we introduce a novel approach to sidestepping the above challenge, with the goal of improving the LLM performance in tool-use by enhancing its context awareness. Our method focuses on the inference stage of LLMs and does not require training. We first provide preliminary definitions, followed by a detailed introduction to our approach.

3.1 Preliminaries

In tool-use, fulfilling a user’s intent typically involves multiple turns, such as selecting tools, calling for APIs, and engaging with the user across multiple interactions. In this section, our introduction focuses on one single turn since the multi-turn scenario is a simple amalgamation of this single-turn scenario. We consider all information from previous turns, including API responses, tool execution outcomes, and user feedback, as the model’s context for the current turn, which we represent as \mathcal{C} . Subsequently, the LLM proceeds to gener-

ate a response, denoted as \mathcal{R} , in an autoregressive manner based on \mathcal{C} . To denote the specific tokens within \mathcal{C} or \mathcal{R} , we employ the notation \mathcal{C}_k or \mathcal{R}_k , respectively, where k represents the token’s index.

3.2 Method

Given an input context \mathcal{C} , our approach involves duplicating this context into N copies, forming a batch that allows for parallel processing by the LLM. In each parallel, each of these N copies is individually processed with a distinct RoPE base B_j from a base set \mathcal{B}_c , resulting in N corresponding predicted distribution p over the vocabulary V . Our selection of \mathcal{B}_c guarantees that an attention trough in one parallel is compensated by a peak in another, effectively reducing the possibility of the LLM missing essential information residing within an attention trough. We will delve into the details of determining \mathcal{B}_c in § 3.3.

We posit that in the parallel run indexed by j , if the model focuses its attention on crucial information it currently requires, it has more confidence to make accurate predictions for the next token in the response \mathcal{R} . We quantify the model’s confidence

on prediction α_j as:

$$\begin{aligned}\alpha'_j &= \max_{v \in V} p(\mathcal{R}_k = v | \mathcal{C}, B_j, \mathcal{R}_{1:k-1}), \\ \alpha_j &= \frac{e^{\alpha'_j}}{\sum_{i=1}^N e^{\alpha'_i}}.\end{aligned}\quad (3)$$

Next, we compute a weighted sum of each run’s output distribution p_j to derive the final predicted distribution \hat{p} . The weighting of each p_j depends on its corresponding confidence score α_j :

$$\hat{p} = \sum_j^n \alpha_j * p_j. \quad (4)$$

We decode a predicted token from \hat{p} . This token is incorporated into the preceding context, and this auto-regressive process persists until the current turn ends.

3.3 The Searching of \mathcal{B}_c

This section details our methodology for searching \mathcal{B}_c , an appropriate set of RoPE bases. Our goal is to develop strategies ensuring that the attention waveform troughs of any given base overlap with peaks from different bases, and vice versa. Firstly, we define a discrete base search space, denoted as:

$$\mathcal{B}_s = \left\{ B_i \mid B_i = B_{\min} + i \times S, i \in \left(0, \frac{B_{\max} - B_{\min}}{S} \right] \right\}, \quad (5)$$

where B_{\min} and B_{\max} represent the minimum and maximum base values, and S is the search stride. In our experimental setup, we set B_{\min} equal to B_{train} , the base used during model pre-training. This decision is grounded in the consideration [19] that opting for a smaller base compared to the one used during pre-training could potentially introduce out-of-distribution (OOD) positional information, as discussed in detail in the appendix D.

At the beginning of the search, we initialize \mathcal{B}_c to $\{B_{\text{train}}\}$. For the following $N - 1$ iterations, we search for a candidate base value in each round to be included in \mathcal{B}_s . In every round, we first identify the peaks and troughs within the waveform associated with each base in \mathcal{B}_s and \mathcal{B}_c . The selection of a candidate is determined by measuring the distance between the position of the i -th peak (and trough) for a candidate base and that of the i -th trough (and peak) for bases within set \mathcal{B}_c . The maximum position of peaks or troughs that we take into account is constrained by the maximum context length. The

Algorithm 1 The searching algorithm of \mathcal{B}_c .

1: **Input:**

- P_c and T_c : Sets containing the peak and trough positions in attention waveforms corresponding to items in \mathcal{B}_c . These positions are calculated by functions f_p and f_t (see appendix B), respectively.
- Searched set \mathcal{B}_c , initialized as $\{B_{\text{train}}\}$.
- Search space \mathcal{B}_s , initialized using Eq. 5.

2: $P_c \leftarrow f_p(B_{\text{train}}), T_c \leftarrow f_t(B_{\text{train}})$

3: **while** $|\mathcal{B}_c| < N$ **do**

4: **for** B_j in \mathcal{B}_s **do**

5: $P_j \leftarrow f_p(B_j), T_j \leftarrow f_t(B_j)$

6: $d_j \leftarrow \sum_{\substack{p_{j,i} \in P_j \\ t_{c,i} \in T_c}} |p_{j,i} - t_{c,i}| + \sum_{\substack{t_{j,i} \in T_j \\ p_{c,i} \in P_c}} |t_{j,i} - p_{c,i}|$

7: **end for**

8: $\mathcal{B}_c \leftarrow \mathcal{B}_c \cup \{B'_j \text{ with the minimum } d_j\}$.

9: $P_c \leftarrow P_c \cup f_p(B'_j), T_c \leftarrow T_c \cup f_t(B'_j)$

10: **end while**

11: **Output:** \mathcal{B}_c .

candidate with the shortest average distance is subsequently included in \mathcal{B}_c . Our searching algorithm is detailed in Algorithm 1.

Figure 3(a) is an algorithm illustration, showcasing the initial round of the search where \mathcal{B}_c consists of just one item, and there are only two candidates. It is clear that $d_1 = \sum_{i=1}^3 |P_{1,i} - T_{c,i}| + \sum_{i=1}^3 |T_{1,i} - P_{c,i}| < d_2 = \sum_{i=1}^3 |P_{2,i} - T_{c,i}| + \sum_{i=1}^3 |T_{2,i} - P_{c,i}|$. Consequently, candidate 1 is chosen.

In Figure 3(b), we demonstrate the searched \mathcal{B}_c with the hyper-parameters $B_{\min} = B_{\text{train}} = 10,000$, $B_{\max} = 30,000$, $S = 500$, and $N = 6$. The values in our searched \mathcal{B}_c consist of $\{1.00, 1.75, 1.80, 1.90, 2.00, 2.50\} \times 10^4$. In this figure, we can sketch a parallelogram to help us observe the patterns of the waveforms. Each waveform features a peak point that can be positioned along the left edge of this parallelogram. These peak points effectively divide this edge into several equal segments. This suggests that our searched \mathcal{B}_c possesses waveforms that are evenly and densely distributed, minimizing the likelihood of a position being overlooked.

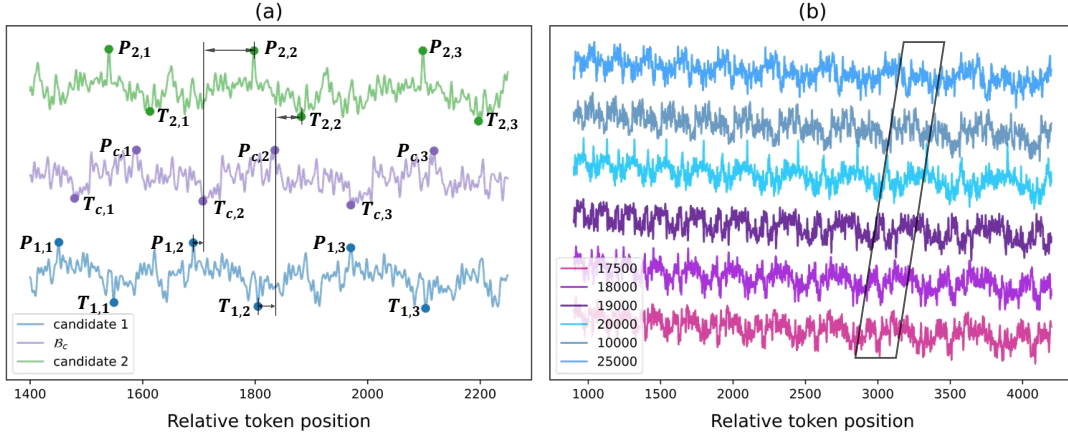


Figure 3: (a) RoPE Base Searching: we measure the distance from the candidate bases’ attention peaks (or troughs) to the attention troughs (or peaks) corresponding to items in \mathcal{B}_c . For demonstration clarity, we illustrate only a partial context that corresponds to one waveform period. (b) Attention waveform corresponding to \mathcal{B}_c searched by hyperparameters detailed in §3.3.

4 Experiments

4.1 Experiment Setups

Benchmark Up to the time of this paper, Toolbench [4] stands as the largest benchmark for evaluating the tool-use proficiency of large language models. It has extensive resources, including 3,451 tools, 16,464 APIs, 126,486 instances, and 469,585 API calls. All api calls in Toolbench are real and sampled from Rapid API.

The Toolbench evaluation consists of three distinct levels and three specific scenarios, each offering its own set of challenges. The three evaluation levels include **Inst.**: testing the model’s response to new instructions for tools already covered in the training data; **Tool.**: measuring performance with unfamiliar tools within the same tool categories as those in the training dataset; and **Cat.**: examining the model’s ability to handle tools from completely new categories not represented in the training data. The scenarios are **I1**: single-tool instructions, **I2**: multi-tool instructions within the same category, and **I3**: multi-tool instructions spanning across different collections. Due to specific details, there are only six combinations of levels and scenarios: I1-Inst., I1-Tool., I1-Cat., I2-Inst., I2-Cat., and I3-Inst. Each combination comprises 200 test queries, with the exception of I3-Institution, which includes 100 queries. For a more detailed introduction, readers are recommended to [4, §3.2].

Models and Evaluation Based on the training dataset in ToolBench, [4] fine-tuned a model named

ToolLlama, building upon Llama-2-7B [10]. The authors compare it with advanced close-source LLMs, including ChatGPT [2], Claude-2, Text-Davinci-003, and GPT-4 [3]. We implement *Attention Buckets* to enhance the performance of ToolLlama. The \mathcal{B}_c employed for this benchmark is the same as detailed in §3.3 and depicted in Figure 3(b). Following [4], we adopt multiple reasoning methods for each model, including ReACT [25], DFSDT [4, 26], and an API retriever [4] augmentation for reducing noise in tool selection (DFSDT-Retriever). We adopt the greedy decoding strategy.

Evaluation of these models is conducted using two metrics: pass rate and win rate. The pass rate accesses how many user queries are fulfilled. The win rate, determined by ChatGPT evaluates the superiority of the model’s solutions compared to those provided by ChatGPT-ReACT.

4.2 Results and Analysis

We present our experimental findings in Table 2. Our *Attention Buckets* enhances the scores of ToolLlama in almost every task level and scenario. Notably, when paired with the DFSDT-Retriever setup (in the table’s final row), our approach not only matches but often surpasses GPT-4’s performance levels. On average, *Attention Buckets* stand out, boasting the highest pass rate of 71.3% and win rate of 71.5%. To our knowledge, *Attention Buckets* set a new state-of-the-art (SOTA) result in this benchmark.

We also implement *Attention Buckets* with var-

Model	Method	I1-Inst.		I1-Tool.		I1-Cat.		I2-Inst.		I2-Cat.		I3-Inst.		Avg	
		pass	win	pass	win	pass	win	pass	win	pass	win	pass	win	pass	win
ChatGPT	ReACT	41.5	-	44.0	-	44.5	-	42.5	-	46.5	-	22.0	-	40.2	-
	DFSDT	54.5	60.5	65.0	62.0	60.5	57.3	75.0	72.0	71.5	64.8	62.0	69.0	64.8	64.3
Claude-2	ReACT	5.5	31.0	3.5	27.8	5.5	33.8	6.0	35.0	6.0	31.5	14.0	47.5	6.8	34.4
	DFSDT	20.5	38.0	31.0	44.3	18.5	43.3	17.0	36.8	20.5	33.5	28.0	65.0	22.6	43.5
Text-Davinci-003	ReACT	12.0	28.5	20.0	35.3	20.0	31.0	8.5	29.8	14.5	29.8	24.0	45.0	16.5	33.2
	DFSDT	43.5	40.3	44.0	43.8	46.0	46.8	37.0	40.5	42.0	43.3	46.0	63.0	43.1	46.3
GPT4	ReACT	53.5	60.0	50.0	58.8	53.5	63.5	67.0	65.8	72.0	60.3	47.0	78.0	57.2	64.4
	DFSDT	60.0	67.5	71.5	67.8	67.0	66.5	79.5	<u>73.3</u>	77.5	63.3	71.0	<u>84.0</u>	<u>71.1</u>	<u>70.4</u>
ToolLlama	ReACT	25.0	45.0	29.0	42.0	33.0	47.5	30.5	50.8	31.5	41.8	25.0	55.0	29.0	47.0
	DFSDT	57.0	55.0	61.0	55.3	62.0	54.5	77.0	68.5	<u>77.0</u>	58.0	66.0	69.0	66.7	60.0
	DFSDT-Retriever	64.0	62.3	64.0	59.0	60.5	55.5	<u>81.5</u>	68.5	68.5	60.8	65.0	73.0	67.3	63.1
ToolLlama + Attention Buckets	ReACT	31.5	45.0	32.0	42.5	33.5	49.0	31.5	65.0	32.0	42.0	28.0	58.0	31.3	50.3
	DFSDT	<u>66.5</u>	67.5	61.5	62.0	62.0	65.5	78.0	71.5	73.0	66.5	67.0	82.0	68.0	69.2
	DFSDT-Retriever	68.5	<u>65.0</u>	<u>70.0</u>	<u>65.5</u>	<u>65.0</u>	67.0	84.0	78.0	71.0	<u>64.5</u>	<u>69.0</u>	89.0	71.3	71.5

Table 2: The tool-use performance on ToolBench [4]. We highlight the leading results for each task with **bold fonts**, and denote the second-best performance with underlines. *Attention Buckets* augment the ToolLlama with only 7B parameters to outperform GPT-4 in both overall pass rate and win rate.

ious reasoning methods, as detailed in the table’s bottom three rows. Each method showed marked improvements over their respective baselines, illustrating the versatility and compatibility of our approach. These results collectively indicate that *Attention Buckets* boosts ToolLlama’s tool-use proficiency, a success we attribute to its enhanced context awareness.

These accomplishments lead us to argue that language models harbor many untapped potentials. By effectively leveraging these capabilities, LLMs could be far more powerful than we thought. We hope our findings inspire further research into unlocking more fundamental abilities of LLMs.

We have also conducted additional experiments on other tool-use benchmarks, which are provided in appendix E due to page limitations.

4.3 Discussion on Efficacy

Readers may have concerns about *Attention Buckets*’s efficiency, as parallel processing of context with varying base values could introduce additional memory overhead. However, it’s important to note that all experiments described in this paper were successfully conducted using a single NVIDIA A100-80G GPU. Most importantly, *Attention Buckets* does not compromise inference speed with sufficient memory.

To further address concerns regarding *Attention Buckets*’s effectiveness, we compare it with two methods:

- *Attention Buckets_{once}*. Unlike the approach that utilizes N inference processes with N RoPE

	Original		+AB _{once}		+USC		+AB	
	pass	win	pass	win	pass	win	pass	win
I1-Inst.	64.0	62.3	52.0	37.0	<u>66.0</u>	<u>63.0</u>	68.5	65.0
I1-Cat.	64.0	59.0	40.5	31.0	<u>65.5</u>	<u>61.5</u>	70.0	65.5
I1-Tool.	60.5	55.5	47.0	34.5	<u>61.0</u>	<u>58.5</u>	65.0	67.0
I2-Inst.	<u>81.5</u>	68.5	70.5	65.0	80.0	<u>73.0</u>	84.0	78.0
I2-Cat.	68.5	60.8	65.0	58.0	<u>70.0</u>	<u>61.5</u>	71.0	64.5
I3-Inst.	65.0	73.0	61.0	52.0	<u>66.0</u>	<u>78.0</u>	69.0	89.0
Avg	67.3	63.1	56.0	45.3	<u>68.1</u>	<u>65.9</u>	71.3	71.5

Table 3: Comparison among *Attention Buckets*, *Attention Buckets_{once}*, and USC, based on the ToolLlama-DFSDT-Retriever configuration. We use the abbreviation AB for *Attention Buckets*.

bases, *Attention Buckets_{once}* computes the average of N attention waveforms from individual bases and then encodes the positional information using this averaged waveform. This technique utilizes only a single inference process, thereby avoiding any additional memory cost.

- **Universal Self-Consistency**. USC [27] is a universal self-consistency [28] algorithm that supports free-format outputs. The LLM first generate N responses. Subsequently, the LLM is tasked with selecting the response that exhibits the highest degree of consistency, employing a specific prompt. The memory cost of this method is roughly equivalent to that of our *Attention Buckets*.

All methods are evaluated using the ToolLlama-DFSDT-Retriever configuration. The results are presented in Table 3. Results reveal that preprocessing the aggregation of attention waveforms significantly reduces memory costs, but at the expense of the model’s performance. Specifi-

cally, compared to the original *Attention Buckets*, *Attention Buckets_{once}* shows a reduction of 11.3% points in pass rate and 17.8% points in win rate on average. This decline is attributed to that the pre-averaged waveform can produce out-of-distribution position information. This issue does not arise in *Attention Buckets*, where each base value is independently utilized during the forward computation.

USC incurs a similar inference cost to our method. However, it only demonstrates a mere 0.8% point increase in pass rate and a 2.8% point increase in win rate on average, compared to the original ToolLlama. This limited enhancement can be attributed to the USC method’s failure to effectively address the problem of trough position oversight inherent in an inference with a single RoPE base. Despite multiple attempts, this oversight persists. This comparison clearly illustrates the effectiveness of the *Attention Buckets* as it outperforms the method with a similar level of overhead and without additional training.

5 Exploring Applications for Retrieval-Augmented Generation

Considering our proposed *Attention Buckets* enhances the model’s context awareness, it should be effective in other tasks demanding high contextual information utilization. This section explores the effectiveness and generality of *Attention Buckets* through a representative RAG task: open-domain question answering (ODQA).

Many current open-domain QA methods employ a Retrieval-Augmented Generation (RAG) paradigm [29, 30, 31], where a retriever [32, 33] gathers relevant documents, followed by a generative reader [34, 35] to find answers, demanding high context awareness.

We conduct experiments on two popular benchmarks NaturalQuestion (NQ, [36]) and WebQA [37], with 3,610 and 2,032 test samples, respectively. We assess the models based on their accuracy in providing answers. An answer is considered correct if it contains one of the acceptable answers. In our experiments, we employed 10 documents as context and utilized the DPR [38] as the retriever, which is a supervised dense retrieval model trained on above datasets.

We use Llama-2-7B [10] as our backbone model and compare it with FiD-XL [34], the exclusive ODQA model trained on multiple ODQA benchmarks, including NQ and WebQ. The results are

Method	NQ	WebQA
FiD-XL (3B)	50.1	50.8
Llama-2 (7B)	48.5	51.7
+ <i>Attention Buckets</i>	50.3 (1.8 \uparrow)	53.1 (1.4 \uparrow)

Table 4: Accuracy on NQ and WebQ (10 documents).

shown in Table 4. When augmented with *Attention Buckets*, Llama-2-7B demonstrated superior performance over the dedicated QA model FiD-XL.

6 Ablation Study

As the evaluation process for ODQA is both objective and convenient, it enables us to investigate whether our identified \mathcal{B}_c approaches optimality through the examination of numerous permutations of base values. Conducting this study on ToolBench is too costly for us, as it needs the prohibitive use of GPT-4 and ChatGPT for API calls.

We conducted an analysis of our search algorithm 1 using the NQ dataset. We investigate the impact of varying N , which represents the size of \mathcal{B}_c , as well as S , which corresponds to the search stride (i.e., granularity). We generated four distinct variations of \mathcal{B}_c . The values of N and S , along with their respective corresponding \mathcal{B}_c datasets, are provided in the upper section of Table 5. Additionally, we compare these \mathcal{B}_c with the following variants:

1. Each individual element within \mathcal{B}_c .
2. $\mathcal{B}_{A.S.}$: This set is constructed with base values forming arithmetic sequences, having common differences of 3,000 and 4,000, respectively. Details of two $\mathcal{B}_{A.S.}$ sets can be found in the lower section of Table 5.

These comparisons enabled us to comprehensively evaluate the performance of our search algorithm concerning various search hyperparameters. We present the results in Table 6, which reveal the following key conclusions:

Firstly, with various combinations of N and S , \mathcal{B}_c searched by our algorithm 1 consistently contribute to increased accuracy to a similar extent. An arbitrary \mathcal{B}_c also outperforms any $\mathcal{B}_{A.S.}$. These results highlight the robustness and effectiveness of our method.

Most importantly, the enhancement of our method brought to LLMs aligns with our expectations, showing that various bases contribute to context awareness at different positions, rather than

	(N, S)	Searched Results ($\times 10^4$)
\mathcal{B}_{c1}	(7, 100)	{1.00, 1.77, 1.78, 1.90, 2.02, 2.47, 2.48}
\mathcal{B}_{c2}	(7, 1,000)	{1.00, 1.70, 1.80, 1.90, 2.00, 2.30, 2.50}
\mathcal{B}_{c3}	(6, 500)	{1.00, 1.75, 1.80, 1.90, 2.00, 2.50}
\mathcal{B}_{c4}	(7, 500)	{1.00, 1.75, 1.80, 1.90, 2.00, 2.25, 2.50}
$\mathcal{B}_{A.S.1}$	(7, -)	{1.00, 1.30, 1.60, 1.90, 2.20, 2.50, 2.80}
$\mathcal{B}_{A.S.2}$	(6, -)	{1.00, 1.40, 1.80, 2.20, 2.60, 3.00}

Table 5: Searched bases by variant search algorithms.

\mathcal{B} ($\times 10^4$)	Acc.
{1.00}	48.56
{1.75}	50.10
{1.80}	50.01
{1.90}	50.00
{2.00}	50.28
{2.25}	49.58
{2.50}	49.53
$\mathcal{B}_{A.S.1}$	50.19
$\mathcal{B}_{A.S.2}$	49.89
\mathcal{B}_{c1}	50.25
\mathcal{B}_{c2}	50.25
\mathcal{B}_{c3}	50.22
\mathcal{B}_{c4}	50.31

Table 6: Accuracy of the \mathcal{B} variations on NQ (10 documents).

being reliant on specific “optimal” base values. Note that \mathcal{B}_{c4} has only one additional element compared to \mathcal{B}_{c3} , with $B = 2.25 \times 10^4$. Independently, $B = 2.25 \times 10^4$ yields an accuracy of 49.58%, which is lower than that of \mathcal{B}_{c3} , standing at 50.22%. However, when incorporated into the set, instead of causing a decrease, it brings a further enhancement of 0.06%, enabling \mathcal{B}_{c4} to attain the highest accuracy.

Indeed, there are certain base values in this task that come quite close to the “optimal” accuracy. For instance, when we set B to be 2.00×10^4 , it independently yields an accuracy of 50.28%. Recap what we discussed in the challenges outlined in §2.3, when we alter the task or even vary the input length, the optimal base value changes accordingly. In practice, enumerating bases, as we did in this experiment, becomes unfeasible. Based on this reason and the fact that setting $B = 2.00 \times 10^4$ only outperforms the general \mathcal{B}_{c2} and \mathcal{B}_{c3} by a marginal 0.03%, the effectiveness of our approach is not undermined.

7 Related Work: LLM-Based Tool-Use

Taking advantage of large language models to use external tools is an emerging research topic [39, 40]. Researchers have explored a variety of tools, including calculators for mathematical computations [5, 41], specialized expert models [8], and web API calls [4, 7]. In these studies, LLMs interact with users by analyzing their intents and needs. A tool-retriever is utilized to source relevant tools, typically in the format of documents containing details like tool names, examples of use, descriptions of functions, and arguments for those functions. The LLM processes these documents to choose the suitable tool, inputs the necessary arguments, and relays the tool’s output back to the users. Many studies [42, 7, 4] have found that large language models, including GPT-4 [3], often exhibit hallucinations, such as inventing non-existent functions and arguments, or failing to adapt to changes in interactive environments. These highlight the critical need for enhancing these models’ context awareness. Current research heavily focuses on integrating multiple reasoning pathways to address errors caused by insufficient contextual comprehension. These techniques include ReAct [25], DFS tree search [4], self-consistency [28], etc. In contrast, our approach focuses on a fundamental solution: enhancing contextual awareness. It is both orthogonal to and stackable with those reasoning methods.

8 Conclusion

In this paper, we delved into the waveform patterns observed in attention scores and found that fluctuations in the upper bound of attention score could potentially affect the model’s context awareness, particularly in relation to the position of crucial information within the context. We propose *Attention Buckets*, an inference augmentation method designed to enhance the model’s context awareness. This method combines various attention patterns, which are controlled by different RoPE bases. Our approach has achieved state-of-the-art performance on the current largest tool-use benchmark while showing the applicability to a wider range of RAG tasks.

Acknowledgement

This work was supported by Alibaba Group through Alibaba Innovative Research Program.

References

- [1] Tom B. Brown, Benjamin Mann, Nick Ryder, Melanie Subbiah, Jared Kaplan, Prafulla Dhariwal, Arvind Neelakantan, Pranav Shyam, Girish Sastry, Amanda Askell, Sandhini Agarwal, Ariel Herbert-Voss, Gretchen Krueger, Tom Henighan, Rewon Child, Aditya Ramesh, Daniel M. Ziegler, Jeffrey Wu, Clemens Winter, Christopher Hesse, Mark Chen, Eric Sigler, Mateusz Litwin, Scott Gray, Benjamin Chess, Jack Clark, Christopher Berner, Sam McCandlish, Alec Radford, Ilya Sutskever, and Dario Amodei. Language models are few-shot learners, 2020.
- [2] OpenAI. OpenAI: Introducing ChatGPT, 2022.
- [3] OpenAI. Gpt-4 technical report, 2023.
- [4] Yujia Qin, Shihao Liang, Yining Ye, Kunlun Zhu, Lan Yan, Yaxi Lu, Yankai Lin, Xin Cong, Xiangru Tang, Bill Qian, Sihan Zhao, Lauren Hong, Runchu Tian, Ruobing Xie, Jie Zhou, Mark Gerstein, Dahai Li, Zhiyuan Liu, and Maosong Sun. Toolllm: Facilitating large language models to master 16000+ real-world apis, 2023.
- [5] Timo Schick, Jane Dwivedi-Yu, Roberto Dessì, Roberta Raileanu, Maria Lomeli, Luke Zettlemoyer, Nicola Cancedda, and Thomas Scialom. Toolformer: Language models can teach themselves to use tools, 2023.
- [6] Dídac Surís, Sachit Menon, and Carl Vondrick. Vipergpt: Visual inference via python execution for reasoning, 2023.
- [7] Shishir G. Patil, Tianjun Zhang, Xin Wang, and Joseph E. Gonzalez. Gorilla: Large language model connected with massive apis, 2023.
- [8] Yongliang Shen, Kaitao Song, Xu Tan, Dongsheng Li, Weiming Lu, and Yueting Zhuang. Hugginggpt: Solving ai tasks with chatgpt and its friends in hugging face, 2023.
- [9] Nelson F. Liu, Kevin Lin, John Hewitt, Ashwin Paranjape, Michele Bevilacqua, Fabio Petroni, and Percy Liang. Lost in the middle: How language models use long contexts, 2023.
- [10] Hugo Touvron, Louis Martin, Kevin Stone, Peter Albert, Amjad Almahairi, Yasmine Babaei, Nikolay Bashlykov, Soumya Barta, Prajjwal Bhargava, Shruti Bhosale, Dan Bikel, Lukas Blecher, Cristian Canton Ferrer, Moya Chen, Guillem Cucurull, David Esioibu, Jude Fernandes, Jeremy Fu, Wenyin Fu, Brian Fuller, Cynthia Gao, Vedanuj Goswami, Naman Goyal, Anthony Hartshorn, Saghar Hosseini, Rui Hou, Hakan Inan, Marcin Kardas, Viktor Kerkez, Madian Khabsa, Isabel Kloumann, Artem Korenev, Punit Singh Koura, Marie-Anne Lachaux, Thibaut Lavril, Jenya Lee, Diana Liskovich, Yinghai Lu, Yuning Mao, Xavier Martinet, Todor Mihaylov, Pushkar Mishra, Igor Molybog, Yixin Nie, Andrew Poulton, Jeremy Reizenstein, Rashi Rungta, Kalyan Saladi, Alan Schelten, Ruan Silva, Eric Michael Smith, Ranjan Subramanian, Xiaoqing Ellen Tan, Binh Tang, Ross Taylor, Adina Williams, Jian Xiang Kuan, Puxin Xu, Zheng Yan, Iliyan Zarov, Yuchen Zhang, Angela Fan, Melanie Kambadur, Sharan Narang, Aurelien Rodriguez, Robert Stojnic, Sergey Edunov, and Thomas Scialom. Llama 2: Open foundation and fine-tuned chat models, 2023.
- [11] Ashish Vaswani, Noam Shazeer, Niki Parmar, Jakob Uszkoreit, Llion Jones, Aidan N Gomez, Łukasz Kaiser, and Illia Polosukhin. Attention is all you need. In I. Guyon, U. Von Luxburg, S. Bengio, H. Wallach, R. Fergus, S. Vishwanathan, and R. Garnett, editors, *Advances in Neural Information Processing Systems*, volume 30. Curran Associates, Inc., 2017.
- [12] Jianlin Su, Yu Lu, Shengfeng Pan, Ahmed Murtadha, Bo Wen, and Yunfeng Liu. Roformer: Enhanced transformer with rotary position embedding, 2022.
- [13] Hugo Touvron, Thibaut Lavril, Gautier Izacard, Xavier Martinet, Marie-Anne Lachaux, Timothée Lacroix, Baptiste Rozière, Naman Goyal, Eric Hambro, Faisal Azhar, Aurelien Rodriguez, Armand Joulin, Edouard Grave, and Guillaume Lample. Llama: Open and efficient foundation language models, 2023.
- [14] Jinze Bai, Shuai Bai, Yunfei Chu, Zeyu Cui, Kai Dang, Xiaodong Deng, Yang Fan,

- Wenbin Ge, Yu Han, Fei Huang, Binyuan Hui, Luo Ji, Mei Li, Junyang Lin, Runji Lin, Dayiheng Liu, Gao Liu, Chengqing Lu, Keming Lu, Jianxin Ma, Rui Men, Xingzhang Ren, Xuancheng Ren, Chuanqi Tan, Sinan Tan, Jianhong Tu, Peng Wang, Shijie Wang, Wei Wang, Shengguang Wu, Benfeng Xu, Jin Xu, An Yang, Hao Yang, Jian Yang, Shusheng Yang, Yang Yao, Bowen Yu, Hongyi Yuan, Zheng Yuan, Jianwei Zhang, Xingxuan Zhang, Yichang Zhang, Zhenru Zhang, Chang Zhou, Jingren Zhou, Xiaohuan Zhou, and Tianhang Zhu. Qwen technical report, 2023.
- [15] Aiyuan Yang, Bin Xiao, Bingning Wang, Borong Zhang, Ce Bian, Chao Yin, Chenxu Lv, Da Pan, Dian Wang, Dong Yan, Fan Yang, Fei Deng, Feng Wang, Feng Liu, Guangwei Ai, Guosheng Dong, Haizhou Zhao, Hang Xu, Haoze Sun, Hongda Zhang, Hui Liu, Jiaming Ji, Jian Xie, JunTao Dai, Kun Fang, Lei Su, Liang Song, Lifeng Liu, Liyun Ru, Luyao Ma, Mang Wang, Mickel Liu, MingAn Lin, Nuolan Nie, Peidong Guo, Ruiyang Sun, Tao Zhang, Tianpeng Li, Tianyu Li, Wei Cheng, Weipeng Chen, Xiangrong Zeng, Xiaochuan Wang, Xiaoxi Chen, Xin Men, Xin Yu, Xuehai Pan, Yanjun Shen, Yiding Wang, Yiyu Li, Youxin Jiang, Yuchen Gao, Yupeng Zhang, Zenan Zhou, and Zhiying Wu. Baichuan 2: Open large-scale language models, 2023.
- [16] Qiaoyu Tang, Ziliang Deng, Hongyu Lin, Xi-anpei Han, Qiao Liang, and Le Sun. Toolalpaca: Generalized tool learning for language models with 3000 simulated cases. *arXiv preprint arXiv:2306.05301*, 2023.
- [17] Shouyuan Chen, Sherman Wong, Liangjian Chen, and Yuandong Tian. Extending context window of large language models via positional interpolation, 2023.
- [18] Yifei Gao, Lei Wang, Jun Fang, Longhua Hu, and Jun Cheng. Empower your model with longer and better context comprehension, 2023.
- [19] Xiaoran Liu, Hang Yan, Shuo Zhang, Chenxin An, Xipeng Qiu, and Dahua Lin. Scaling laws of rope-based extrapolation, 2023.
- [20] Dawei Zhu, Nan Yang, Liang Wang, Yifan Song, Wenhao Wu, Furu Wei, and Sujian Li. Pose: Efficient context window extension of llms via positional skip-wise training, 2023.
- [21] Wenhan Xiong, Jingyu Liu, Igor Molybog, Hejia Zhang, Prajjwal Bhargava, Rui Hou, Louis Martin, Rashi Rungta, Karthik Abinav Sankararaman, Barlas Oguz, Madian Khabza, Han Fang, Yashar Mehdad, Sharan Narang, Kshitiz Malik, Angela Fan, Shruti Bhosale, Sergey Edunov, Mike Lewis, Sinong Wang, and Hao Ma. Effective long-context scaling of foundation models, 2023.
- [22] Ang Lv, Kaiyi Zhang, Shufang Xie, Quan Tu, Yuhan Chen, Ji-Rong Wen, and Rui Yan. Are we falling in a middle-intelligence trap? an analysis and mitigation of the reversal curse, 2023.
- [23] Dacheng Li, Rulin Shao, Anze Xie, Ying Sheng, Lianmin Zheng, Joseph E. Gonzalez, Ion Stoica, Xuezhe Ma, and Hao Zhang. How long can open-source llms truly promise on context length?, June 2023.
- [24] Paul J. Leach, Rich Salz, and Michael H. Mealling. A Universally Unique Identifier (UUID) URN Namespace. RFC 4122, jul 2005.
- [25] Shunyu Yao, Jeffrey Zhao, Dian Yu, Nan Du, Izhak Shafran, Karthik Narasimhan, and Yuan Cao. React: Synergizing reasoning and acting in language models, 2023.
- [26] Noah Shinn, Federico Cassano, Beck Labash, Ashwin Gopinath, Karthik Narasimhan, and Shunyu Yao. Reflexion: Language agents with verbal reinforcement learning, june 2023. *arXiv preprint arXiv:2303.11366*, 2023.
- [27] Xinyun Chen, Renat Aksitov, Uri Alon, Jie Ren, Kefan Xiao, Pengcheng Yin, Sushant Prakash, Charles Sutton, Xuezhi Wang, and Denny Zhou. Universal self-consistency for large language model generation. *arXiv preprint arXiv:2311.17311*, 2023.
- [28] Xuezhi Wang, Jason Wei, Dale Schuurmans, Quoc Le, Ed Chi, Sharan Narang, Aakanksha Chowdhery, and Denny Zhou. Self-consistency improves chain of thought reasoning in language models, 2023.

- [29] Danqi Chen, Adam Fisch, Jason Weston, and Antoine Bordes. Reading wikipedia to answer open-domain questions. *arXiv preprint arXiv:1704.00051*, 2017.
- [30] Omar Khattab, Christopher Potts, and Matei Zaharia. Relevance-guided supervision for openqa with colbert. *Transactions of the association for computational linguistics*, 9:929–944, 2021.
- [31] Patrick Lewis, Ethan Perez, Aleksandra Piktus, Fabio Petroni, Vladimir Karpukhin, Naman Goyal, Heinrich Küttler, Mike Lewis, Wen-tau Yih, Tim Rocktäschel, et al. Retrieval-augmented generation for knowledge-intensive nlp tasks. *Advances in Neural Information Processing Systems*, 33:9459–9474, 2020.
- [32] Yingqi Qu, Yuchen Ding, Jing Liu, Kai Liu, Ruiyang Ren, Wayne Xin Zhao, Daxiang Dong, Hua Wu, and Haifeng Wang. Rocketqa: An optimized training approach to dense passage retrieval for open-domain question answering. *arXiv preprint arXiv:2010.08191*, 2020.
- [33] Omar Khattab and Matei Zaharia. Colbert: Efficient and effective passage search via contextualized late interaction over bert. In *Proceedings of the 43rd International ACM SIGIR conference on research and development in Information Retrieval*, pages 39–48, 2020.
- [34] Gautier Izacard and Edouard Grave. Leveraging passage retrieval with generative models for open domain question answering, 2021.
- [35] Wenhao Yu, Dan Iter, Shuohang Wang, Yichong Xu, Mingxuan Ju, Soumya Sanyal, Chenguang Zhu, Michael Zeng, and Meng Jiang. Generate rather than retrieve: Large language models are strong context generators. *arXiv preprint arXiv:2209.10063*, 2022.
- [36] Tom Kwiatkowski, Jennimaria Palomaki, Olivia Redfield, Michael Collins, Ankur Parikh, Chris Alberti, Danielle Epstein, Illia Polosukhin, Jacob Devlin, Kenton Lee, et al. Natural questions: a benchmark for question answering research. *Transactions of the Association for Computational Linguistics*, 7:453–466, 2019.
- [37] Jonathan Berant, Andrew Chou, Roy Frostig, and Percy Liang. Semantic parsing on freebase from question-answer pairs. In *Proceedings of the 2013 conference on empirical methods in natural language processing*, pages 1533–1544, 2013.
- [38] Vladimir Karpukhin, Barlas Oğuz, Se-won Min, Patrick Lewis, Ledell Wu, Sergey Edunov, Danqi Chen, and Wen-tau Yih. Dense passage retrieval for open-domain question answering. *arXiv preprint arXiv:2004.04906*, 2020.
- [39] Grégoire Mialon, Roberto Dessì, Maria Lomeli, Christoforos Nalmpantis, Ram Pasunuru, Roberta Raileanu, Baptiste Rozière, Timo Schick, Jane Dwivedi-Yu, Asli Celikyilmaz, Edouard Grave, Yann LeCun, and Thomas Scialom. Augmented language models: a survey, 2023.
- [40] Yujia Qin, Shengding Hu, Yankai Lin, Weize Chen, Ning Ding, Ganqu Cui, Zheni Zeng, Yufei Huang, Chaojun Xiao, Chi Han, Yi Ren Fung, Yusheng Su, Huadong Wang, Cheng Qian, Runchu Tian, Kunlun Zhu, Shihao Liang, Xingyu Shen, Bokai Xu, Zhen Zhang, Yining Ye, Bowen Li, Ziwei Tang, Jing Yi, Yuzhang Zhu, Zhenning Dai, Lan Yan, Xin Cong, Yaxi Lu, Weilin Zhao, Yuxiang Huang, Junxi Yan, Xu Han, Xian Sun, Dahai Li, Jason Phang, Cheng Yang, Tongshuang Wu, Heng Ji, Zhiyuan Liu, and Maosong Sun. Tool learning with foundation models, 2023.
- [41] Shibo Hao, Tianyang Liu, Zhen Wang, and Zhiting Hu. Toolkengpt: Augmenting frozen language models with massive tools via tool embeddings, 2023.
- [42] Shuyan Zhou, Frank F. Xu, Hao Zhu, Xuhui Zhou, Robert Lo, Abishek Sridhar, Xianyi Cheng, Tianyue Ou, Yonatan Bisk, Daniel Fried, Uri Alon, and Graham Neubig. Webarena: A realistic web environment for building autonomous agents, 2023.
- [43] Lean Wang, Lei Li, Damai Dai, Deli Chen, Hao Zhou, Fandong Meng, Jie Zhou, and Xu Sun. Label words are anchors: An information flow perspective for understanding in-context learning, 2023.

A The Upper Bound of Attention Score Before Softmax

Formally, the inner-product between query vectors at position m and key vectors at position n within Transformer models utilizing RoPE can be formulated as:

$$\begin{aligned}
 q_m &= R_{\theta,m} W_q x_m, \quad k_n = R_{\theta,n} W_k x_n, \\
 q_m \cdot k_n &= (R_{\theta,m} q)^T (R_{\theta,n} k) = \\
 &= \operatorname{Re} \left[\sum_{j=0}^{d/2-1} q[2j : 2j+1] k^*[2j : 2j+1] e^{i(m-n)\theta_j} \right] \quad (6) \\
 &= \sum_{j=0}^{d/2-1} (q_{2j} \cdot k_{2j} + q_{2j+1} \cdot k_{2j+1}) \cos((m-n)\theta_j) \\
 &\quad + (q_{2j} \cdot k_{2j+1} - q_{2j+1} \cdot k_{2j}) \sin((m-n)\theta_j),
 \end{aligned}$$

where x is the d -dimensional input of the current Transformer layer, and $\theta_j = B^{-\frac{2j}{d}}$.

When q_m and k_n are identical, the inner-product reaches its maximum value. For computational simplicity, we assume them as all-one vectors to derive the upper bound (UB) of the inner-product (attention score before softmax):

$$UB = \sum_{j=0}^{d/2-1} 2 \cos((m-n)\theta_j) \geq q_m \cdot k_n. \quad (7)$$

Figure 1(c) illustrates the visualization of UB with base = 10,000. Figure 3(b) results from varying base with values from our searched set \mathcal{B}_c . These figures demonstrate the horizontal axis as the relative position between k_n and q_m .

B Locating Peaks and Troughs in an Attention Waveform

```

d = 128 # dimension of Q or K vectors in Llama.
MAX_CONTEXT_LENGTH = 4096 # the maximum
pre-trained context length.

```

```

# Calculate the upper bound of attention score
before softmax.
def qmkn(base, pos_mn):
    # base: RoPE base.
    # pos_mn: relative token position for qm and
    # kn.
    # return: the upper bound of attention score
    between qm and kn.
    score = 0.0
    for i in range(0, d/2):
        score += 2 * np.cos((pos_mn) *
            np.power(base, (-2*i/d)))
    return score

```

```

# Find n peak positions
# within MAX_CONTEXT_LENGTH.
def fp(base, n, period):
    # base: RoPE base.
    # n: expected number of searched peaks.
    # period: init approximate period.
    # return: P, a list contains peak positions.
    scores = [qmkn(pos_mn, base) for pos_mn in \
        range(MAX_CONTEXT_LENGTH)]
    P = []
    start = 0
    while len(P) < n:
        p_max = np.argmax(scores[start: start \
            + period]).index + start
        P.append(p_max)
        start = p_max

    # The attention waveform exhibits
    # irregular period throughout the
    # context, with each successive
    # period being approximately 1.5
    # times longer than the previous one.
    period *= 1.5
    return P

```

```

# Find n trough positions
# within MAX_CONTEXT_LENGTH.
def ft(base, n, period):
    # base: RoPE base.
    # n: expected number of searched troughs.
    # period: init approximate period.
    # return: T, a list contains trough
    positions.
    scores = [qmkn(pos_mn, base) for pos_mn in \
        range(MAX_CONTEXT_LENGTH)]
    T = []
    start = 0
    while len(T) < n:
        t_min = np.argmin(scores[start: start + \
            period]).index + start
        T.append(t_min)
        start = t_min
        period = 1.5 * period
    return T

```

C Supplement to The In-Context Retrieval Experiment

There are several critical settings to make our experiments fair and convincing:

- **Position Anchoring Based on Last Token:**

We anchor the position of each target key-value pair at its last token. This approach is based on the findings of [43] that the sentence semantic is gathered to the last token.

- **Precise Positioning of Key-Value Pairs:** To accurately place key-value pairs at specific positions within the context, we insert padding tokens after the key-value JSON data and prior to the query.

- **Consistent Prompt Lengths Across Rounds:** Since our experiments involve comparing the accuracy between two rounds, it is essential to mitigate any potential biases arising from varying context lengths. To achieve this, we maintain the consistency in the context length across two rounds by inserting padding tokens at the beginning of the input.

Figure 4 illustrates details on above operations.

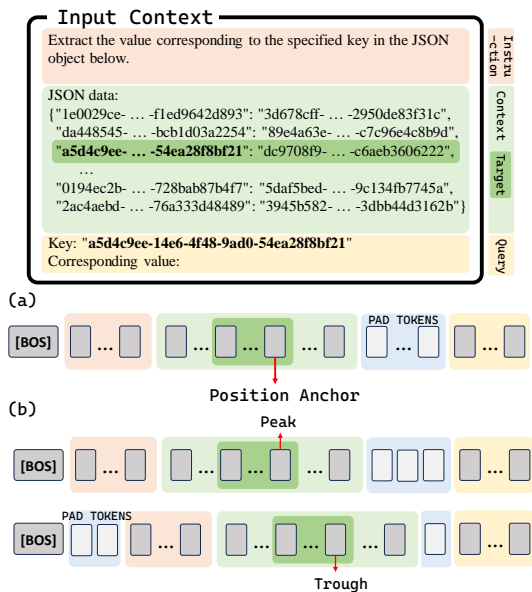


Figure 4: Fair and convincing experimental operations. (a) We apply padding prior to the "Query" to accurately locate the final token of the target key-value pair at a desired position, which corresponds to an attention peak or trough. (b) We use paddings to maintain consistency in prompt length across various rounds.

D The Impact of Base Value Smaller Than That Used In Training

Considering Eq.6, where the position information is integrated using $d/2$ sinusoidal functions with the frequency $\theta_j = B^{-\frac{2j}{d}}$, for $j \in [0, \frac{d}{2}]$. If a smaller value of B' is employed, compared to the pre-trained B , the frequency of these sinusoidal functions will be higher, resulting in a reduced period. In this case, given the maximum pre-trained context length, the final few tokens could correspond to positions within a period of the sinusoidal functions that are not encountered during training. These positions would be considered out-of-distribution for the model. We recommend that readers interested in a more in-depth analysis of this context "scaling law" refer to [19].

E Results on ToolAlpaca

ToolAlpaca (Tang et al., 2023) is a framework coordinates a collection of various tools through a multi-agent simulation. It constructs a dataset that includes 426 unique tools across 50 categories, totaling 3,938 instances. The corpus is then used to fine-tune Llama, resulting in the development of two LLMs for tool-use: ToolAlpaca-7B and 13B.

Experiment Sets and Result To assess the tool-use capabilities of language models, ToolAlpaca has developed an evaluation dataset comprised of two subsets: one encompassing 10 simulated tool APIs and the other encompassing 11 real-world tool APIs. Each API involves various user queries which require specific functional calls and function parameters. The evaluation relies on GPT-4 for scoring, with a primary focus on three crucial metrics:

- **Procedure:** GPT-4 assesses the model's skill in choosing the right actions, using the correct parameters, and avoid redundant steps.
- **Response:** GPT-4 verifies whether the model's output aligns with user queries.
- **Overall:** GPT-4 assesses the precision of the entire action-response cycle.

Due to the incomplete reproducibility of the open-source code of ToolAlpaca, our evaluations were limited to the simulator set. We report the experiment results in Table 7. The data in the table clearly illustrate substantial enhancements our method has brought to the performance of both ToolAlpaca-7B and 13B. When implemented with our method, the 13B model has reached perfor-

Model	Procedure	Response	Overall
GPT-3.5	77.0	85.0	75.0
Vicuna-7B	19.0	21.0	17.0
ToolAlpaca-7B	63.0	69.0	60.0
+ <i>Attention Buckets</i>	69.0	73.0	65.0
Vicuna-13B	17.0	31.0	16.0
ToolAlpaca-13B	70.0	73.0	70.0
+ <i>Attention Buckets</i>	75.0	78.0	74.0

Table 7: Experimental results were obtained within the simulated tools environment using the ToolAlpaca evaluation dataset.

mance on par with GPT-3.5 in terms of the Overall metric. The experiments conducted on this benchmark demonstrate the generalizability and effectiveness of our method.