

# Airdrops: Giving Money Away Is Harder Than It Seems

Johnnatan Messias 

Matter Labs

Aviv Yaish 

Matter Labs

Hebrew University

Benjamin Livshits

Matter Labs

Imperial College London

---

## Abstract

*Airdrops* are used by blockchain applications and protocols to attract an initial user base, and to grow the user base over time. In the case of many airdrops, tokens are distributed to select users as a “reward” for interacting with the underlying protocol, with a long-term goal of creating a loyal community that will generate genuine economic activity well after the airdrop. Although airdrops are widely used by the blockchain industry, a proper understanding of the factors contributing to an airdrop’s success is generally lacking.

In this work, we outline the design space for airdrops, and specify a reasonable list of outcomes that an airdrop should ideally result in. We then analyze on-chain data from several larger-scale airdrops to empirically evaluate the success of previous airdrops, with respect to our desiderata. In our analysis, we demonstrate that *airdrop farmers* frequently dispose of the lion’s share of airdrops proceeds via exchanges. Our analysis is followed by an overview of common pitfalls that common airdrop designs lend themselves to, which are then used to suggest concrete guidelines for better airdrops.

**Keywords and phrases** Airdrop design, Airdrop farmer, Web3, Layer 2

**Acknowledgements** J. Messias and A. Yaish contributed equally to this work. This research article is a work of scholarship and reflects the authors’ own views and opinions. It does not necessarily reflect the views or opinions of any other person or organization, including the authors’ employer. Readers should not rely on this article for making strategic or commercial decisions, and the authors are not responsible for any losses that may result from such use.

## 1 Introduction

Blockchain protocols often design reward programs to attract new customers and foster the loyalty of existing users. In recent years, the practice of distributing platform-minted tokens, known as “airdropping,” has gained widespread popularity [53]. For example, in 2023 alone, 4.56 billion US dollars worth of tokens were airdropped to users across various protocols [9]. Although the use of airdrops is prevalent in the blockchain world, we present preliminary findings showing that there is no significant correlation between performing an airdrop and a platform’s popularity relative to available alternatives. Intuitively, this is not optimal and may result in the loss of funds that can be used to improve the Quality-of-Service (QoS) offered by the platform.

Although the fundamental concept of airdrops is relatively straightforward, the design space for such reward schemes is expansive and may vary depending on the characteristics of the platform implementing the airdrop. For instance, certain airdrop mechanisms focus on power users, granting them a substantial amount of rewards with the expectation that

these users will stimulate valuable economic activity, subsequently attracting additional users. However, a potential drawback to this approach arises when the distributed tokens empower users to propose changes to a protocol through decentralized governance. It allows users to suggest or vote on changes within a platform, typically employing a one-token-one-vote strategy, where a single user may possess more than one voting token. This approach introduces the risk of voting power concentration, where a minority of users hold the majority of the decision-making voting power [56, 22, 68].

To understand why previous airdrops did not always achieve their goals and to quantify their success, we first articulate a set of reasonable desired outcomes for airdrops. Armed with a basic desiderata, we then go over previous airdrops, see how they measure up, and uncover some interesting insights in the process. Specifically, we analyze the data pertaining to five popular airdrops (ENS [19], dYdX [39], 1inch [10], Arbitrum [41], and Uniswap [1]) and a fake airdrop conducted by a sybil farmer (Gemstone [35, 50]). We conclude that most of the proceeds (as high as 95%) have been sold via exchanges shortly after the airdrop, implying that the airdrops fall short of their intended purpose and benefit mostly airdrop *farmers*, highly-skilled users who employ sophisticated tactics to increase the share of airdropped tokens that they receive. Furthermore, we describe the common challenges faced by airdrops in the past. Given that the blockchain ecosystem is still quite young, it is expected that the theory and practice of blockchain airdrops are still in its infancy and thus that previous airdrops may not have been entirely successful in the long run. Finally, we use our analysis to suggest potential ways to create better airdrop mechanisms that are more fair to honest users.

## 1.1 Research Questions

In this section, we address three critical research questions central to our study.

► RQ 1: *Have protocols that implemented token distribution through airdrops demonstrated sustained user retention over an extended period?*

We evaluate the effectiveness of blockchain protocols in converting short-term user incentives, such as airdrops, into long-term user engagement. The primary goal of conducting an airdrop is to attract users in the short-term and encourage them to become long-term users. Our investigation aims to measure how well these protocols achieve this objective.

Contrary to the assumption that airdrops are the primary driver of long-term user base growth, our research reveals otherwise. Through an exploration of past airdrops conducted, we demonstrate that airdrops may not be the sole determinant of sustained user retention. For example, findings from a recent report by Messari [8] indicate that users join a platform when short-term incentives are available, such as airdrops. However, these protocols struggle to retain users in the long-term, as users often shift their attention to protocols offering better incentives as soon as the initial rewards expire. This behavior implies that protocols successfully onboard users during incentive periods, like airdrops, but witness a drop in user engagement once the incentives come to an end.

Additionally, protocols not conducting airdrops also manage to onboard users due to an expectation of potential future airdrops. Our findings align with this observation, as our analysis indicates that, even after Arbitrum conducted an airdrop, other protocols attracted user attention and increased their total value locked (TVL). This suggests that airdrops alone may not be sufficient to ensure sustained user retention of the platform performing the airdrop, and other factors play crucial roles in long-term platform success.

► RQ 2: *What alternative incentives can be integrated with airdrops to effectively maintain user engagement on the platform?*

Since protocols face challenges in achieving sustained user retention through airdrops alone, an alternative strategy involves incentivizing developers and innovators to build new applications, such as decentralized exchanges (DEXs) and non-fungible token (NFT). This approach aims to foster a dynamic ecosystem that benefits all users on the platform. To enhance user experience and maintain user loyalty, a focus on developing more, potentially exclusive, decentralized applications (dApps) is crucial. Another interesting approach is to provide additional incentives, such as discounts on fees for future platform interactions. For example, in the context of a rollup, users who receive airdropped tokens could redeem them for discounted fees, encouraging long-term engagement. Also, implementing multi-round airdrops allows protocols to learn from previous rounds, enabling iterative improvements to address previously identified issues [2]. Community engagement also plays a vital role in understanding the needs and preferences of users.

In line with these considerations, Blast has introduced an innovative airdrop strategy centered around user contributions to their protocol [55]. This strategy involves awarding points to users as a quantitative measure of their contribution. Points are granted for actions such as successfully bringing in new participants to the blockchain protocol, similar to a referral system, or for users who bridge (send) their tokens from one chain to Blast.

Furthermore, user engagement in blockchain protocols often hinges on short-term incentives. Users tend to join the platform when these incentives, such as airdrops, are available. However, a notable trend is the propensity of users to migrate opportunistically from one blockchain to another, following the trail of incentives. Consequently, a platform experiences an influx of users during incentive periods, only to witness a decline when these incentives cease.

► RQ 3: *What are the common airdrop challenges when designing airdrops?*

A crucial aspect to consider involves airdrop farmers. These are sophisticated users who employ intricate tactics to maximize their chances of receiving more tokens per airdrop. They often create numerous wallet addresses controlled by a single entity, a practice known as Sybil [37, 64]. Detecting Sybils can be challenging [21, 51, 36, 73, 59], especially when these accounts execute automatic and randomized actions (e.g., token transfers, bridging, providing liquidity, exchanging tokens, NFTs, etc.) on the blockchain without linking their wallets. Furthermore, the accessibility of airdrop farming software facilitates the automated execution of such actions [70, 29, 12, 15]. Given its intricacy, current methods for identifying Sybils predominantly rely on graph network analysis [21, 51] and machine learning techniques [36, 73, 59].

Another common challenge involves airdropping governance tokens. These tokens empower holders to propose or vote on protocol changes. Distributing these tokens can be risky when users do not prioritize the protocol's best interests. Additionally, it poses the danger of granting excessive power to certain users, as these protocols typically use a one-token-one-vote mechanism [56, 22, 68]. While acknowledging the challenges highlighted earlier, we believe that these challenges can serve as valuable lessons for protocols venturing into the realm of airdrops, offering insights into the potential path to success.

Furthermore, it is essential to uphold a positive reputation within the community by avoiding any occurrences of *insider trading* [5, 42]. Insider trading refers to individuals within an organization using privileged information to gain a financial edge over other protocol users. This practice is a common violation of securities laws in traditional financial markets [6], and engaging in it can lead to negative reactions from the blockchain community [69, 61, 23].

Finally, the points discussed above raise questions about whether protocols are effectively achieving their goals post their airdrop campaigns.

## 1.2 Summary of our Contributions

We summarize our contributions as follows.

- **Arbitrum study.** We perform a comprehensive case study of the Arbitrum [41] airdrop by measuring elements such as transaction volume, token distribution structure, and token value before and after the airdrop period. We observed a notable increase in total daily fees coinciding with the airdrop event. However, the per-address transaction count for Arbitrum declined following the airdrop. Notably, other protocols surpassed Arbitrum’s performance when no airdrop was involved. Since June 2023, the average transaction fees have exhibited a similar trend across all protocols.

- **Quantitative analysis.** We conducted a quantitative analysis of airdrops executed by ENS [19], dYdX [39], 1inch [10], Arbitrum [41], and Uniswap [1]. Additionally, we examined a fake airdrop named Gemstone [35, 50]. We show that most of the funds received through these airdrops are sold on exchanges, instead of being used to create dapp or platform engagement on the part of end-users. To illustrate, this corresponds to 36.51% of all ENS tokens. Similar trends are evident for dYdX (35.35%) and 1inch (53.47%). On average, tokens were typically sold on exchanges within 1 to 2 transfers after being received, with a median of 2 transfers.

- **Qualitative analysis.** We conduct a qualitative analysis of past airdrops and propose guidelines for the development of future airdrops to mitigate potential issues identified in our analysis. Our specific focus lies on airdrop farming and the distribution of governance tokens through airdrops. To address these concerns, we suggest alternative incentives, such as *offering fee discounts for subsequent interactions within the blockchain protocol*. Additionally, we discuss that funding reputable entities or directing airdrops towards Decentralized Autonomous Organizations (DAOs) presents an opportunity to attract value-driven users and promote long-term involvement. Our discussion also includes considerations of proactive oversight and community engagement. We recognize that while actions necessary for airdrop eligibility are typically cost-effective, it is crucial to ensure that the rewards scale proportionally with associated costs to maintain a fair and balanced incentive structure.

- **Multi-chain empirical data.** While previous work on Sybil detection focused primarily on a single blockchain, our study broadens the scope to multiple ones. In particular, we collect data from two major Ethereum rollups that are underexplored by the literature, Arbitrum and zkSync Era, and moreover, collect and label data from major airdrops, including a major sybil attack on zkSync Era (the Gemstone “airdrop”). We plan to share both our dataset and scripts in a publicly-accessible repository [57]. In this regard, we contribute to the ongoing efforts of protocols to detect sybil attacks, and highlight the potential applications of such cross-chain datasets in Section 6.

## 2 Airdrop Desiderata

Airdrops are powerful tools for promoting protocols and acquiring users, attracting newcomers, and incentivizing existing users to engage with the blockchain protocol or application. They are widely utilized for these purposes, with numerous examples documented in the literature (see Table 1). Any protocol capable of creating tokens can utilize airdrops to distribute them to users. For example, blockchain rollup solutions like Arbitrum and Optimism, as well as DeFi applications such as Uniswap, 1inch, dYdX, and ENS have all employed airdrops.

Airdrops can manifest in various forms, with single-round and multi-round distributions being the most prevalent [2]. In a single-round airdrop, tokens are distributed to users all at once, whereas multi-round airdrops involve distributing tokens over multiple rounds each

■ **Table 1** List of popular airdrops we analyze in this paper.

Airdrop	Start date	End date	Blockchain	Occurrence	Project type
ENS	Oct. 2021	May 2022	Ethereum	Single	Name service
dYdX	Sept. 2021	Still active	Ethereum	Continuous	DEX
linch	Dec. 2020	Still active	Ethereum	Continuous	DEX
Gemstone	Jul. 23 <sup>rd</sup> , 2023	Jul. 31 <sup>st</sup> , 2023	zkSync Era	Single	<b>Fake airdrop</b>
Arbitrum	Mar. 2023	Sept. 2023	Arbitrum One	Single	Single
Uniswap	Sept. 2020	Still active	Ethereum	Continuous	DEX

following different strategies. This approach allows leveraging insights from previous rounds to address challenges encountered, such as mitigating potential sybil (i.e., multiple accounts controlled by a single entity) by observing past user behavior patterns [2]. The choice between single-round and multi-round airdrops depends on the protocol’s objectives and community dynamics. *Community engagement is a critical aspect of airdrop development; it should be carefully considered by protocol developers.*

Moreover, the timing of an airdrop significantly impacts the number of eligible users receiving tokens. Established protocols opting for delayed airdrops may have a larger user base compared to newer projects executing airdrops sooner. This difference in user base size introduces an added layer of complexity when performing sybil detection, as there are more accounts to evaluate and potentially safeguard against. If not performed correctly, this could impact community happiness. In such instances, the protocol may inadvertently reward accounts linked to industrial farming, which could be viewed negatively by the community. However, addressing industrial farming poses significant challenges and complexities. To mitigate this issue, LayerZero Labs implemented a self-reporting mechanism for sybils. Under this system, sybils have the option to self-report and receive 15% of their designated token allocation. Failure to self-report may result in them not receiving tokens if they are identified by the company or its affiliates [46].

Next, we break down airdrop’s high-level goal to bootstrap a community of users into multiple sub-goals. These sub-goals are not necessarily orthogonal, and furthermore, there may be others that are worthwhile to pursue; we focus on them as they serve to illustrate interesting issues faced by common airdrop mechanisms.

**Attract users in the short-term.** Historically, airdrops have been employed by new blockchain protocols to establish an initial user base and to provide an initial boost of liquidity to the underlying chain and its protocols. Decentralized platforms, in particular, tend to become more useful and attractive to users as the level of economic activity increases.

**Foster long-term involvement.** Bootstrapping an initial base of users is important, but not enough for sustaining a high degree of economic activity over time. Ideally, users should become *regular*, everyday users. This can be achieved by issuing rewards that can only be used within the blockchain protocol or application, similarly to frequent-flyer points. For example, in layer-2 blockchains (L2s) [67], one may award discounts on future transactions. Other measures that may help are having multiple airdrops, and rewarding users who perform “quests” that expose them to all that the blockchain has to offer. For example, Linea’s airdrop quests gave users an in-depth tour of their various features and use-cases [44].

**Target value-creating users.** An airdrop should ideally focus on users who can contribute the most to the long-term sustainability of their platform. In the context of platforms that rely on user-based liquidity provisioning, this may refer to users who provide the most liquidity to lending pools [78] and DEXs [77], or across a variety of tokens. In rollups, one may consider so-called “creators” who deploy popular and useful contracts as particularly

■ **Table 2** General airdrop distribution statistics.

Protocol	Token supply	Tokens distributed	% sold at exchanges	# of recipient addresses
ENS	$100 \times 10^6$	$19.6 \times 10^6$	36.62%	102,822
dYdX	$1 \times 10^9$	$1.77 \times 10^8$	35.45%	42,682
linch	$1.5 \times 10^9$	$83.2 \times 10^6$	54.05%	43,402
Gemstone	$50.6 \times 10^{15}$	$50.4 \times 10^{15}$	95.01%	20,014

■ **Table 3** Tokens received per address.

Protocol	Mean	Std.	Median	Min	Max
ENS	190.93	141.57	152.4	0.0001	1143.54
dYdX	2325.85	91,336.75	392.56	0	$24.7 \times 10^6$
linch	1917.86	50,164.49	636.48	0	$9.75 \times 10^6$
Gemstone	$2.31 \times 10^{12}$	$6.93 \times 10^{11}$	$2.51 \times 10^{12}$	0	$2.64 \times 10^{12}$
Arbitrum	1874.02	1566.92	1250	625	10,250
Uniswap	620.13	9347.91	400	400	$2.1 \times 10^6$

valuable. Such users provide additional use cases for a platform, and thus serve to attract other users.

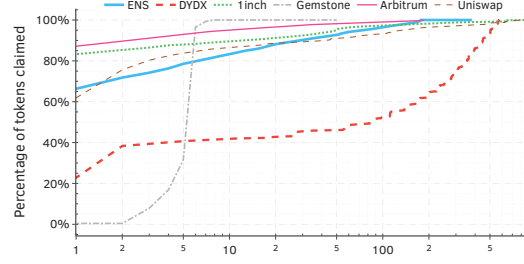
### 3 Exchange Aftermarket Analysis

The motivation for our quantitative analysis in this paper comes from the following observation: *airdrop recipients quickly sell tokens and jump ship*, which obviously defeats the point of airdrops in the first place. Analyses performed on DEX airdrops show that airdrop recipients sometimes sell all of their tokens shortly after receiving them. For example, 75% of the recipients of Uniswap’s airdrop dumped all of their tokens within a week of receiving them [38], and 61% have sold their tokens shortly after the drop in the case of ParaSwap [21].

In both instances, the majority of recipients ceased using the relevant blockchain protocols within a few months. This pattern suggests that the airdrop was ineffective in keeping recipients engaged, or that many recipients were likely sybil accounts. Additionally, a rapid sell-off could unsettle the market, particularly if seen as an indication of dwindling confidence in the protocol’s future prospects. Here, we examine data associated with six airdrops (ENS, dYdX, linch, Arbitrum, and Uniswap, including Gemstone) presented in Table 1, which were gathered from archive nodes of Ethereum and zkSync Era. To identify exchanges, we use a list of 484 exchange account addresses on Ethereum’s mainnet obtained from Dune using the query: `select * from addresses_ethereum.dex` and from Etherscan [20].

#### 3.1 Tokens Distributed Over Time

Table 2 presents the number of airdrops distributed and subsequently sold on exchanges. Additionally, Table 3 details the distribution of airdrops per user. These tables provide quantitative insights into how airdropped tokens are disseminated across the user base. Our analysis reveals a significant number of recipients for each airdrop, suggesting potential involvement of airdrop farmers (see column 5 in Table 2). Furthermore, the data indicate that tokens were frequently traded on exchanges. This is supported by the observation that the initial transfer made by the addresses post-airdrop was often a sale on an exchange (see column 4 in Table 2). Notably, the case of Gemstone is particularly striking, with 95% of its



■ **Figure 1** Tokens claimed per day for each of the Airdrops analyzed.

■ **Table 4** Airdrop recipients' interaction with exchanges.

Protocol	Total	Airdrop recipients	
		# sent to exchanges	% sent to exchanges
ENS	102,822	86,157	83.79%
dYdX	42,682	41,320	96.81%
1inch	43,402	41,913	96.57%
Gemstone	20,014	20,000	99.93%
Arbitrum	583,137	555,040	95.18%

■ **Table 5** Distribution of hops for airdrop recipients connecting with exchanges.

Protocol	# of hops				
	Mean	Std.	Median	Min.	Max.
ENS	1.75	1.06	2	1	50
dYdX	2.25	0.59	2	1	18
1inch	1.85	0.64	2	1	7
Gemstone	1	1	1	1	1
Arbitrum	2.71	0.79	3	1	32
Uniswap	2.11	0.43	2	1	9

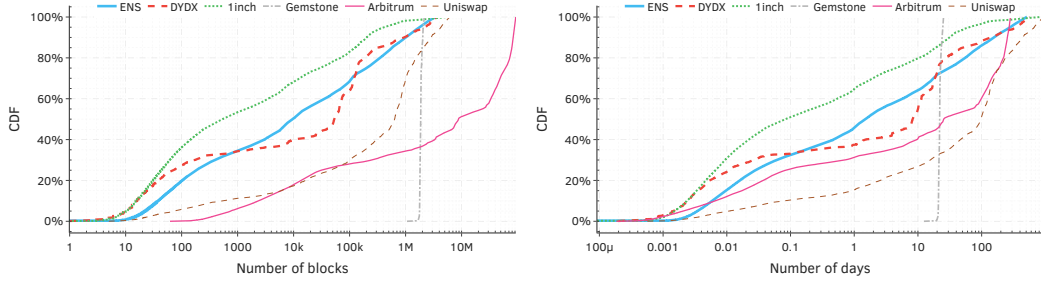
tokens being sold on exchanges. In this particular Gemstone case, a non-open sourced DEX created by the airdrop farmer [35].

Furthermore, Gemstone's airdrop stands out significantly in terms of the number of tokens distributed compared to other airdrops. This substantial distribution also results in a notably higher median number of airdrops per recipient when compared to the other airdrops as shown in Table 3. Remarkably, Gemstone allocated the lion's share, specifically 99.53%, of their total token supply during their airdrop campaign. It is important to highlight that Gemstone was executed primarily as a sybil attack rather than a legitimate airdrop.

Among all the airdrops analyzed in this study, the Arbitrum airdrop exhibited the fastest rate of token claims by users. Figure 1 illustrates the distribution of accounts claiming their tokens each day. Arbitrum conducted a substantial airdrop, distributing 1,162,166,000 ARB tokens among 625,143 selected accounts. Notably, 583,137 (93.28%) of these accounts successfully claimed 94.03% of the allocated ARB tokens. Remarkably, 72.45% of the accounts completed their token claims on the first day, with an additional 14.41% doing so on the following day. This cumulative figure amounts to almost 87% of accounts claiming the Arbitrum airdrop within one day of its release, indicating high user engagement and prompt action among the majority of participants.

Users typically interact with exchanges to convert one token for another and to sell them. To assess how often users receiving an airdrop sell these tokens on exchanges for





(a) Over the number of post-airdrop blocks.

(b) Over the number of post-airdrop days.

**Figure 2** Time for airdrop tokens to be transferred to exchanges.

profit, we analyzed user interactions with exchanges post-airdrop. Table 4 indicates that a significant proportion of airdrop recipients engage with exchanges to trade their tokens. This engagement ranges from a minimum of 83.79% in the case of ENS to a maximum of 99.93% for Gemstone.

Additionally, Table 5 presents the shortest path from each recipient address of an airdrop to any exchange address in our dataset. Our findings reveal that the transfer of tokens to exchanges generally involves only a few steps, suggesting that airdrop recipients do not make significant efforts to conceal their activities. Gemstone is a notable outlier, with all tokens being sold within a single hop. Surprisingly, most accounts managed to reach an exchange with a relatively low number of intermediary hops (between 2 and 3 hops). This observation underscores the pivotal role that exchanges play within the cryptocurrency ecosystem.

Figure 2 shows the cumulative distribution functions (CDFs) demonstrating how quickly users interact with an exchange right after receiving tokens from an airdrop. As shown in Figure 2a, the majority of accounts exchanged their tokens within approximately one million blocks. The number of blocks for Gemstone is significantly higher than others due to a delay introduced by airdrop farmers. Given the difference in block generation times between Ethereum (with a new block created approximately every 15 seconds) and zkSync, we normalized the blocks in terms of days. According to Figure 2b, within a single day, 64.67% of the accounts interacted with an exchange. In comparison, ENS had an interaction rate of 45.86%, while dYdX stood at 37.41%. This rapid exchange behavior does not align with one of the primary objectives of a protocol conducting an airdrop, which is to promote sustained user engagement, as discussed in Section 2. The prompt exchange of tokens suggests that users might be leaving a protocol soon after receiving their airdrops.

### 3.2 Token Distribution Graphs

To better understand the structure of the transfers that happened after each address received the airdrop tokens, we analyzed the transfer network. Denoted as  $G(V, E)$ , every node (V) represents an address, and an edge (E) is established when tokens are transferred from one address to another. Specifically, the ENS network consists of 184,585 nodes and 608,462 edges, the dYdX network comprises 112,853 nodes and 406,027 edges, the Gemstone network encompasses 20,003 nodes and 240,113 edges, and the 1inch network features 308,329 nodes and 1,400,913 edges. Lastly, Arbitrum accounts for 921,650 nodes and 27,438,608 edges while Uniswap contains 1,180,830 nodes and 3,762,613 edges.

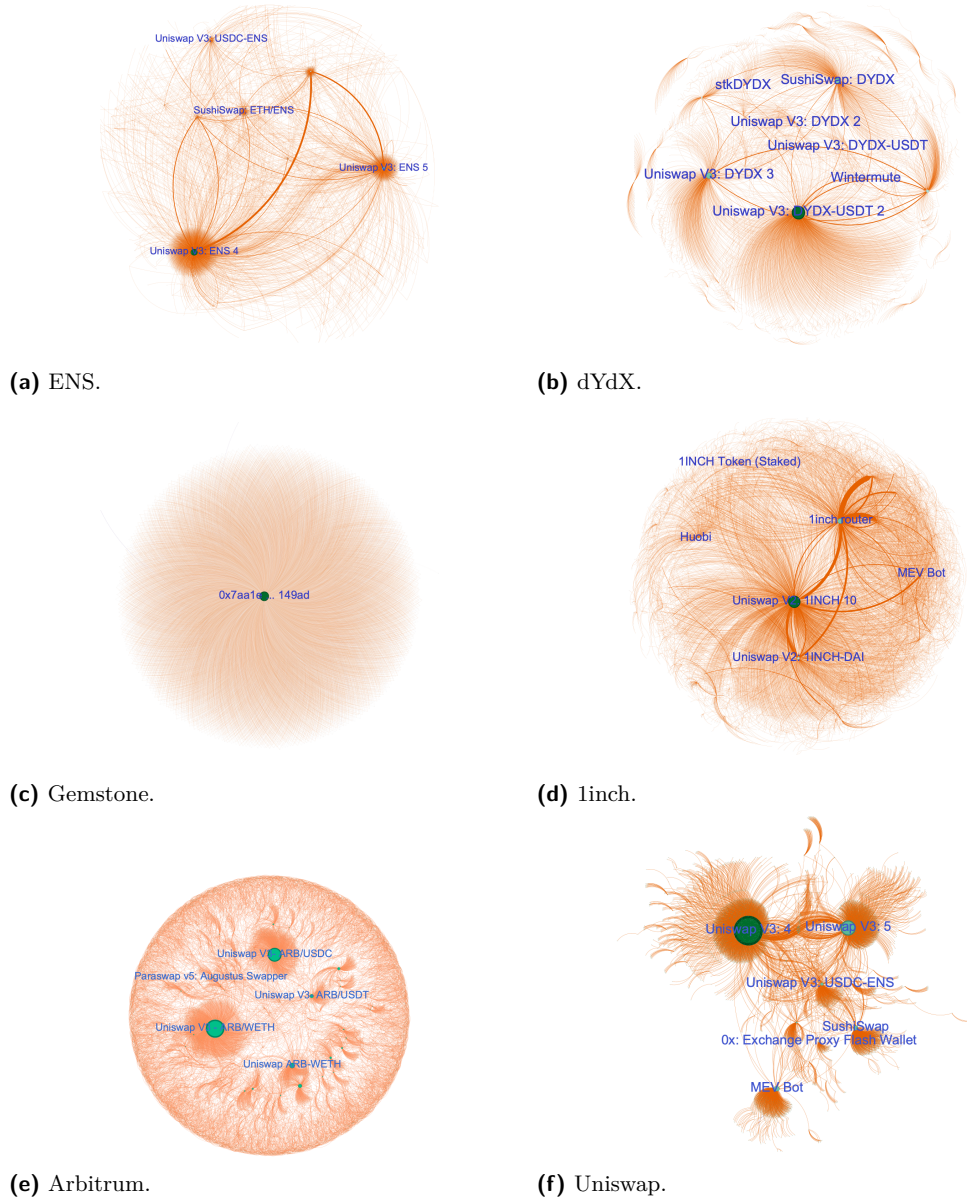
To make these graphs more visually readable, we limited the number of hops in the data to one hop from any address that received the protocol airdrop the first few hours after the airdrop and plot their largest component in Figure 3. We manually labeled the higher in-degree nodes using labels provided by Etherscan, a popular blockchain explorer [20].



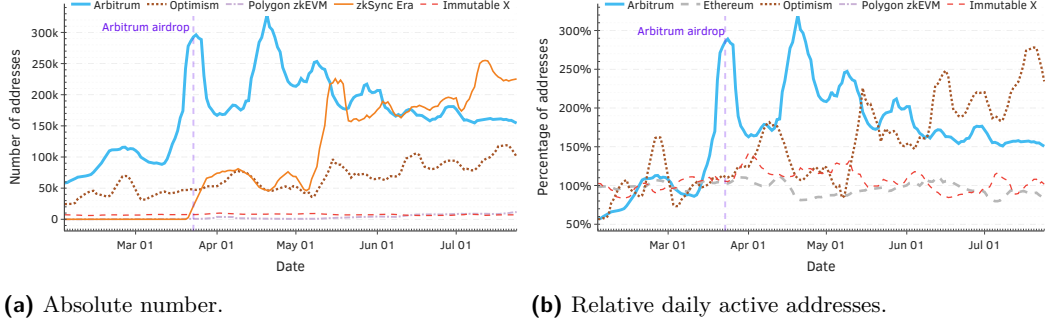
We show that for all protocols but Gemstone, the decentralized exchange that received the majority of transfers (measured in terms of in-degree) from airdrop recipients is Uniswap, followed by SushiSwap.

In the case of Gemstone, all tokens were sent to the address  $0x7aa\dots49ad$ <sup>1</sup> in just a single hop. On the other hand, in dYdX, the airdrop utilized a more diverse set of exchange addresses. Notably, as depicted in Table 4, a portion of the airdrop recipients chose to sell their tokens on an exchange. We see some common exchanges like Uniswap, Wintermute, and SushiSwap.

<sup>1</sup> The contract  $0x7aa1ed8fb5e820e38c86cf3dd0a9eb0169a149ad$  was deployed on zkSync Era on August 4<sup>th</sup>, 2023.



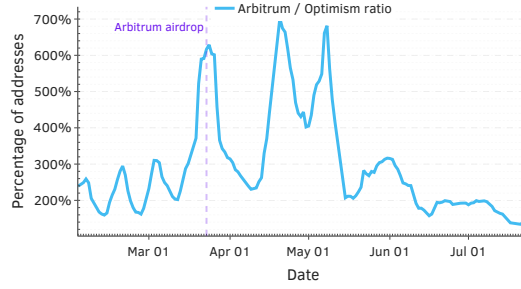
**Figure 3** Network structure for selling airdropped tokens in 6 airdrops.



(a) Absolute number.

(b) Relative daily active addresses.

■ **Figure 4** Unique daily active addresses per protocol: (a) Absolute number; (b) relative to the average for the 50 days before Arbitrum’s airdrop.



■ **Figure 5** Ratio between the number of unique daily active addresses in Arbitrum and Optimism.

## 4 Measuring the Airdrop Lift

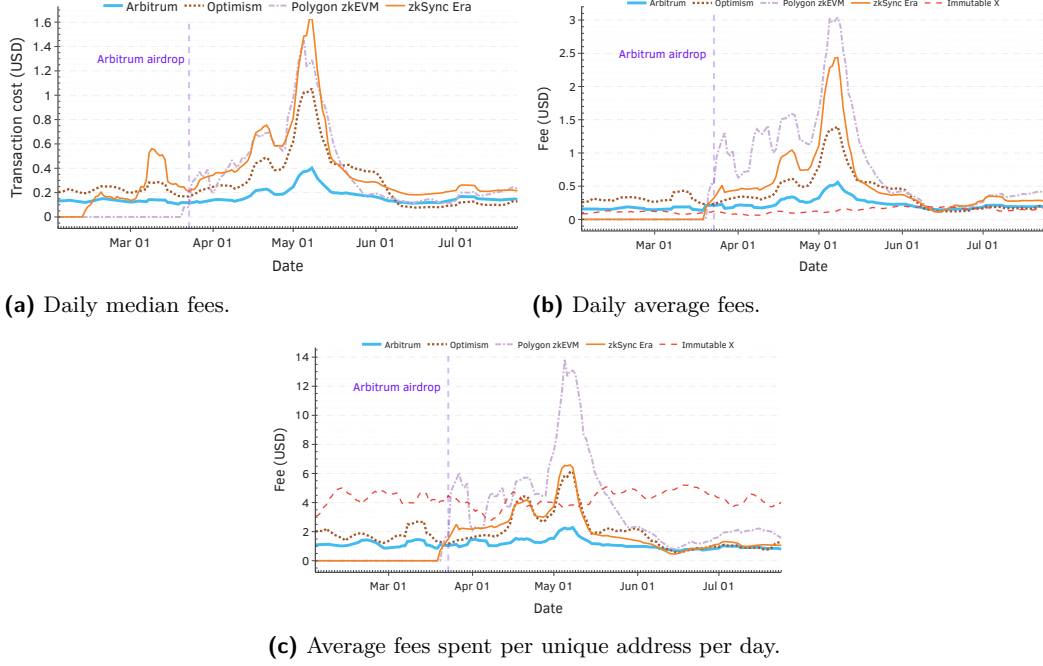
Empirical evidence suggests that some airdrops excel in attracting users in the short-term, at least superficially [21]. Although there is some preliminary data showing that airdrops fail in achieving the other goals, there is a dearth of solid research on the topic [30, 21]. In this section, we examine this through the lens of some relevant metrics applied to the Arbitrum airdrop. We rely on data source from GrowthePie [34]. This platform supplies various metrics, including daily transaction count, daily active addresses, median transaction cost, TVL, fees paid by users, and stablecoin market cap, for several key protocol such as zkSync Era, OP Mainnet, Arbitrum, Immutable X, and Polygon zkEVM. To enhance clarity, all these metrics were subjected to a 7-day moving average smoothing process.

### 4.1 Unique Active Addresses

Figure 4 examines the number of unique addresses that were active on each protocol using two different approaches. The Figure 4a depicts the absolute number of addresses. The Figure 4b shows the relative amount of unique daily active addresses for each protocol, when compared to the same protocol’s average number of unique daily active addresses for the period between February 1st 2023 and March 22nd 2023 [66]. This latter date is particularly interesting, as a day later Arbitrum distributed its airdrop to network users [7].

► **Observation 1.** *others outperformed Arbitrum, without an airdrop.*

The absolute number of addresses has increased for Arbitrum post-airdrop, and remained at least 50% higher than its pre-airdrop level in the four months since then. However, by looking at other protocols, it becomes apparent that a similar result can be attained without an airdrop. This is demonstrated by Optimism’s trajectory in Figure 4b, which exhibits an even larger increase in the number of addresses shortly after the beginning of May, perhaps



■ **Figure 6** Daily transaction fees in USD. (a) Median; (b) Average; and (c) Per unique address.

in anticipation of Optimism’s Bedrock launch in the beginning of June 2023 [62]. This is further exemplified by zkSync Era overtaking Arbitrum’s in Figure 4a, two months after the airdrop.

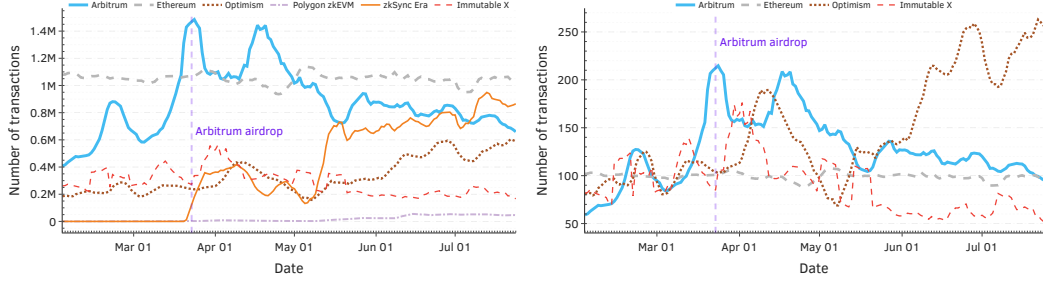
► **Observation 2.** *fees may explain the closing gap between Arbitrum and Optimism.*

Arbitrum leads over Optimism with respect to the number of unique daily active addresses. We turn our focus to Figure 5, which depicts Arbitrum’s lead over Optimism with respect to the number of unique daily active addresses. While in the 50 days before the airdrop Arbitrum has enjoyed an average of 2.6 times more unique daily active addresses than Optimism, this gap has recently started to close: the average over the last 50 days in our dataset is considerably lower, and is equal to 1.83 times more. Optimism’s slightly lower daily median transaction fees since the beginning of June may partly explain their catching up with Arbitrum, as depicted in Figure 6a. We note that with respect to the average fee, the gap between the protocols is even smaller over the same period as shown in Figure 6b.

► **Observation 3.** *the number of unique addresses oscillates over time.*

Some of the previous observations exhibit oscillatory behavior, in particular in Figure 4b depicting the relative amount of unique addresses: rising, reaching a peak, and then subsequently dropping, all in rapid succession. In particular, the phases of Optimism and Arbitrum are inverted regarding the relative amount of unique addresses. One may attempt to explain this by reasoning that when a peak is reached in one of the protocols, fees should increase due to the load, thus prompting cost-conscious users to turn to a different protocols. But, when considering the median transaction fees paid per day (per Figure 6a), it is apparent that fees do not have corresponding peaks and dips. In fact, Arbitrum consistently had lower median fees in mid-May.

► **Caveat:** *the unique address metric is gameable.* The overall picture painted so far is that with regard to the daily unique account metric, Arbitrum’s airdrop did not succeed



(a) Absolute daily transactions.

(b) Relative daily transactions.

■ **Figure 7** Daily number of transactions per protocol. (a) Absolute number; (b) relative to the average for the 50 days before Arbitrum’s airdrop.

in generating long-lasting user involvement. An important caveat of this metric is that in blockchains, users can typically costlessly create and use multiple addresses (i.e., Sybils). Sybil attacks may benefit users, as some airdrops limit the amount of tokens that a single address can receive. Thus, using the number of unique addresses as a metric may paint an incomplete picture: the large changes we observed may be caused by sybil attackers. Although some employ sophisticated tools to identify Sybil addresses, these are heuristic in nature and may fail to capture all of them. Thus, we need to consider other metrics that are hopefully more sybil-resistant and representative of genuine user activity.

## 4.2 Transaction-related Metrics

A natural next step is to examine transaction-related metrics. In particular, these may serve as a proxy for “real” economic activity which users are willing to pay for, as sending a transaction requires paying some minimal fee [32], when ignoring retroactive rebates or the possibility of blockchain protocols operating at a loss [63].

► **Observation 4.** *the Arbitrum-Optimism gap is smaller, when considering transactions.*

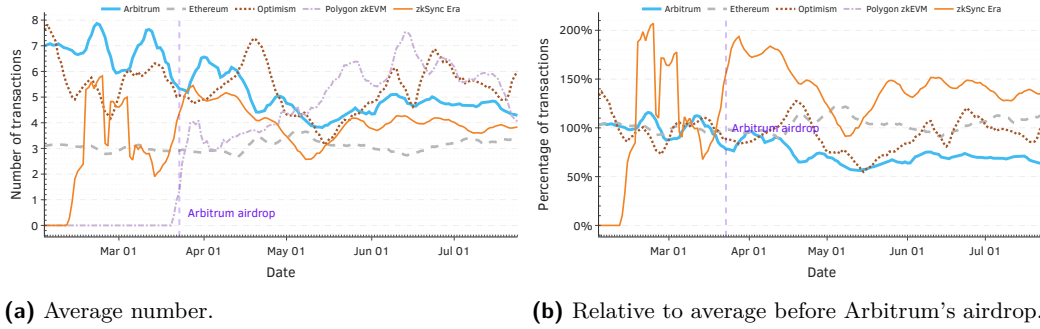
Figure 7a depicts the absolute daily transaction count per protocol, and Figure 7b shows the relative amount of transaction count for each protocol compared to the same protocol’s average transaction count for the period between February 1<sup>st</sup> and March 22<sup>nd</sup>, 2023. These figures are quite similar to the corresponding ones for the unique address count metric.

Some notable differences are that with respect to transaction counts, the gap between Arbitrum and Optimism has nearly closed entirely by the end of July. Furthermore, Figure 7b shows that the daily transaction count for Immutable X has almost halved since Arbitrum’s airdrop. Contrast this with the corresponding figure for unique addresses, which shows that on average that metric for Immutable X did not change much, hinting that users have become less engaged with the protocol.

► **Observation 5.** *Arbitrum’s per address transaction count dropped since the airdrop.*

To better understand how Arbitrum’s airdrop affected user engagement in other protocols, we now present the Figure 8. Figure 8b, which depicts the relative average daily transaction count per unique address. The figure shows that since the drop, Arbitrum’s per-user transaction count has fallen to less than 75% of its pre-airdrop level.

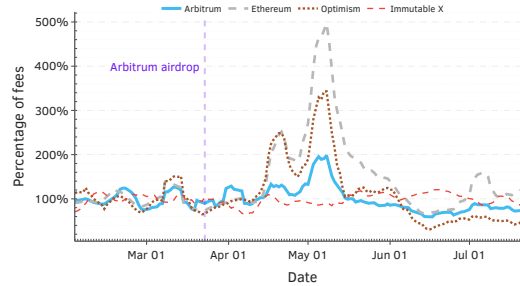
► **Caveat:** transaction counts are inaccurate when ignoring fees. Relying on the previous metrics may be inaccurate: a high transaction count does not necessarily signal high user engagement. In particular, some protocols require users to perform a certain number of transactions over some time frame to become eligible for their airdrops. Thus, if fees



(a) Average number.

(b) Relative to average before Arbitrum's airdrop.

■ **Figure 8** Daily transactions per address.



■ **Figure 9** Average fees spent per unique address per day, relative to average before Arbitrum's airdrop.

are low, a high number of transactions per account may be caused by users who perform economically-useless transactions, for the sole purpose of receiving the drop. This brings to mind Goodhart's law [54], which posits that “*when a measure becomes a target, it ceases to be a good measure*”.

► **Observation 6.** *since June, average transaction fees are similar for all protocols.*

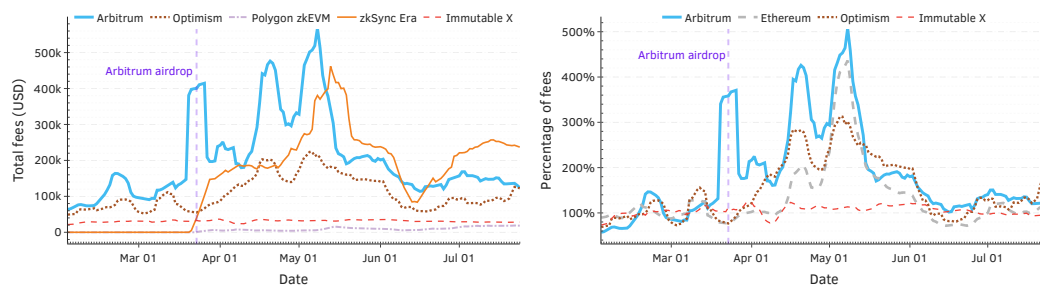
Conceptually, good metrics should measure a user's amount of skin in the game. A possible proxy for that is the amount of funds the user is willing to expend for interacting with the protocol. When considering the relative metrics, such as the average fee per transaction or the average fees unique address, one can observe that since June, all protocols are quite similar in both regards. Furthermore, when comparing the average fee per transaction to the median one (per Figures 6a and 6b), it is apparent that the median fee may be slightly more useful when trying to discern causes for shifts in user behavior.

Another interesting metric is the relative average fees *per address*, compared to the average in the 50 days preceding Arbitrum's airdrop, shown in Figure 9. One can observe that Arbitrum's user engagement was not significantly influenced by the airdrop, and usually behaves similarly to other protocols.

► **Observation 7.** *Arbitrum's total daily fees spiked around the time of the airdrop.*

Figure 10 shows that Arbitrum's airdrop did not confer a substantial advantage over its competitors when it comes to its income stream from transaction fees. Although the total amount of fees it earned on the day of the drop reached a peak, this was momentary.

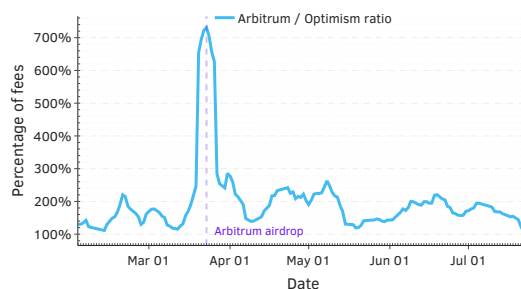
Indeed, per Figure 11, in the 50 days before the airdrop Arbitrum earned on average 1.96 times more from transaction fees per day, while in the last 50 days of our data set this has shrunk to 1.74.



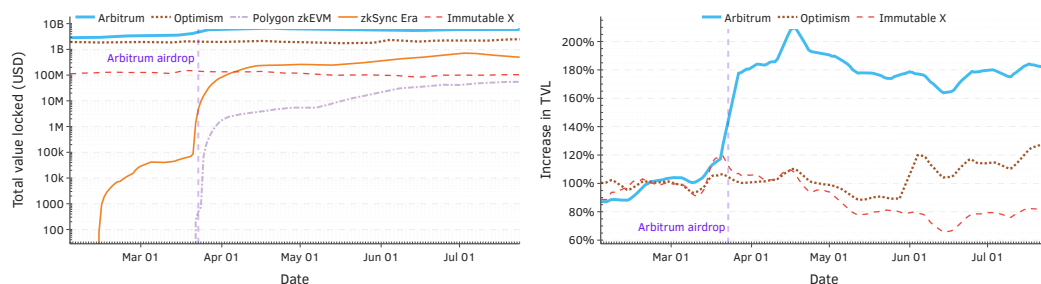
(a) Total daily transaction fees (USD).

(b) Relative to average before Arbitrum's airdrop.

■ **Figure 10** Total fees before and after the Arbitrum airdrop.



■ **Figure 11** Ratio between the daily fees spent in Arbitrum and Optimism.



(a) Daily TVL, in USD.

(b) Relative to the average prior Arbitrum's airdrop.

■ **Figure 12** Total Value Locked (TVL) growth: (a) Daily TVL in USD; and (b) relative to the average for the 50 days before Arbitrum's airdrop.

### 4.3 Total Value Locked

The *Total Value Locked* (TVL) of a protocol is a metric that measure the combined value of all assets stored in that protocol.

► **Observation 8.** *Arbitrum's airdrop had a lasting impact on its TVL.*

Among all examined metrics, TVL is the only one that showed a long-lasting improvement following an airdrop: Arbitrum's TVL increased by over 50% immediately afterwards, and has not dropped significantly since, as shown in Figure 12. It is perhaps surprising, as Arbitrum's airdrop distribution strategy considered only user activity performed before February 6<sup>th</sup>, 2023 [24].

## 5 Common Airdrop Design Challenges

Airdrops share similarities with traditional loyalty programs, such as newcomer bonuses offered to new customers by banks and credit card companies. Furthermore, they also share



some common design challenges. The blockchain setting and the mechanics adopted by most airdrops may exacerbate these pitfalls, or introduce new ones.

## 5.1 Airdrop Farmers

Sophisticated users known as *airdrop farmers* employ elaborate tactics to maximize the amounts of airdrop tokens they receive. Blockchain protocols have adopted various disproportionate measures to curb the possibility of airdrop farmers gaming the system. For example, a popular approach is to limit the amount of rewards that a single user can receive.

Thus, protocols resort to Proof-of-Humanity services, such as Gitcoin passport [33]. These usually assign a numeric score to users based on a certain metric, where a higher score means that there is more certainty that the corresponding user is indeed human. Gitcoin passport's metric is based on a list of tasks, such as connecting a user's social media accounts, or being in possession of some amount of ETH [33]. Such methods can be augmented by analyzing on-chain data to detect sybils and exclude them from the drop [7], but this may lead to false negatives [76]. There are some recent examples of protocols like Celestia considering using sybil resistance solutions [47].

There are other farming mitigation techniques, such as requiring users to perform tasks, ranging from sending a certain type of transactions [65], to sharing posts on social media [45]. These tasks sometimes appear arbitrary, leading to frustration among users. The problem with the aforementioned methods is that they are easy to automate [40] and cheaply fooled, even more-so when protocols offer retroactive rebates on transaction fees [63]. Furthermore, the reliance of many protocols on a limited number of Proof-of-Humanity services means that a one-time investment by an airdrop farmer can result in large profits from multiple airdrops, even with biometric identification, full sybil resistance is not guaranteed [72]. A different approach used by protocols is to announce airdrops that retroactively reward users that were active before the announcement. Nevertheless, farmers can prepare in advance by interacting with these protocols even when no airdrop has officially been announced [14], as was the case in dYdX's airdrop [18].

The phenomena of reward farming is not limited to crypto-related airdrops, and similar ones can be found in "traditional" loyalty programs. In particular, the practice of credit card churning, where users apply for credit cards for the sole purpose of receiving the rewards bestowed upon newcomers, only to cancel the cards once the rewards were received. Given that similar problems exist even in traditional contexts, where users can be easily identified and penalized, it seems that reward farming cannot be solved easily.

## 5.2 Decentralized Governance Threats

Some protocols airdrop *governance tokens*, as a means to decentralize their governance process. However, *distributing governance tokens may be dangerous*. Such tokens allow holders to vote in the protocols' underlying governance mechanisms, but usually can be exchanged for other tokens, and thus may potentially have monetary value [17].

There is some empirical evidence that suggests that airdrops of governance tokens may be more successful than airdrops of non-governance tokens. In a recent analysis of the market capitalization of crypto tokens performed by Makridis *et al.* [53], the authors found that if an airdrop is of a governance token, the token's market capitalization growth rate can increase by 14.99% relative to governance tokens that were not airdropped. However, the authors acknowledge that this effect is statistically insignificant when using common benchmarks.



Unfortunately, airdropping governance tokens runs the risk of giving too much power to some users, leading to an unfair distribution of decision-making power in the system [56, 22, 68]. Also, to users that do not have the protocol's best interests in mind, and may even act to the detriment of the protocol.

### 5.3 Insider Trading

It is a problematic occurrence within organizations where individuals exploit privileged information to gain a financial advantage over other users of the protocol. This practice is widely recognized as a violation of securities laws in traditional financial markets [6], and engaging in such activities can lead to negative responses from the blockchain community [69, 61, 23].

When someone within a protocol utilizes privileged information to enhance their profits during an airdrop, it can trigger a backlash from the blockchain community. Insider traders have advanced knowledge of the metrics used to determine eligibility and the amount of an airdrop for each address. This knowledge empowers them to manipulate the system and make a profit. For example, there were claims that a head of growth at AltLayer might have used insider information to make a 200,000 USD profit from their airdrop, although later dismissed as a mere coincidence [69]. However, such incidents can undermine the trust users place in these protocols.

This issue also raises concerns about fairness, as some users have access to superior and more accurate information than others. Identifying these traders is a challenging problem, making it crucial for protocols to provide extensive information to their users. In addition, incentives for blockchain data analytics companies and research groups to conduct post-airdrop data audits can help identify insider traders by analyzing address details and transfer patterns [23]. For this to happen, data availability is key. Therefore, protocols should ensure transparency and encourage thorough analysis to maintain integrity and fairness within the blockchain community.

## 6 Design Guidelines

The airdrop design challenges outlined earlier, while indeed sobering, may inform blockchain protocols embarking on the airdrop journey, and can shed light on the path to potential success.

### 6.1 Alternative Incentives may Better Sustain User Engagement

An airdrop's long-term benefit to a protocol can be tricky to measure, given that the potential benefits may be indirect and hard to quantify, while expenses are partially immediate and irrevocable, e.g., the value of airdropped tokens is transferred from protocols to users and is thereafter no longer available for other uses. Furthermore, some costs and effects cannot be easily foreseen, like those arising from distributing governance tokens to users.

Instead of using airdrops, a community could adopt other measures which have a more predictable relation between costs and benefits. For example, a very natural alternative to airdrops is for the community to vote to programmatically reward power users with discounts on future interactions. When considering L2s, these discounts can be given on transaction fees. Thus, if a user receives this reward, it necessarily has to use the protocol again in the future to benefit from the incentive, thus effectively fostering continued user engagement. Furthermore, this incentive mechanism, although not completely resistant to airdrop farming,

does fare better: the discounts have no intrinsic value outside the protocol, and the protocol's costs go solely towards users actively using the system.

Nevertheless, while fee discounts are more focused towards incentivizing continued interaction within the protocol, they are not without their own challenges. For example, one should carefully design a proper discount mechanism, covering both the eligibility criteria for users, and the height of awarded discounts. Furthermore, it is not immediately apparent that discounts can attract users to a similar degree as the more immediate and tangible rewards offered by airdrops. Another option is to perform multiple airdrops over a relatively long period of time, instead of a single one. Although this is still susceptible to some of the pitfalls of standard one-shot airdrops, it may serve to ensure the long-term engagement of the community, and thus avoid the decline in user adoption that some experience immediately after an airdrop.

A more innovative approach was adopted by Blast, which introduced a point-based reward program [55]. Under this program, users receive rewards based on the points they accumulate through various activities, such as bridging tokens to the protocol (i.e., transferring users' funds from another protocol) and participating in a referral program where bringing in more users increases their points. Interestingly, Blast received 1.1 billion USD in deposits even before its official launch [43]. This method provides an evaluative metric for users' contributions to the protocol, structured around a referral-program model.

Furthermore, the incorporation of innovative distribution mechanisms demonstrates as a critical role in mitigating the presence of sybils within whitelisted addresses eligible for an airdrop. For example, Celestia has proposed a distinctive design that employs GitHub commits as a proxy to assess a user's contribution to the blockchain ecosystem [27]. Nevertheless, a potential concern emerges in regard to the possibility of users or farmers engaging in the generation of counterfeit activities on GitHub, aiming to exploit other protocols' airdrops adopting a strategy analogous to Celestia's. Among other metrics, would be to focus on metrics that are resistant to programmable manipulation, adding a layer of difficulty or cost to automated user accounts.

## 6.2 Target Well-known Reputable Entities

Instead of rewarding pseudonymous users, one can target DAOs that are building relevant apps. In Arbitrum's airdrop, 1.13% of airdropped tokens were allocated to DAOs [24]. Arbitrum provides additional incentives besides its airdrop for specific populations of interest, such as university students [26] or members of the technical community [25] who wish to take part in research and build tools relevant to the protocol. Another approach was advanced by Optimism, that directed some of its revenue to retroactively fund successful projects, essentially bringing the concept of a startup exit to the blockchain world [28].

## 6.3 Proactive Oversight and Community Engagement

While the airdrop is ongoing, the protocol's data should be carefully analyzed to verify that no one is attempting to game the system. A good example was put forth by Linea, whose team uncovered a vulnerability [49] that allowed users to cheat their incentive mechanism. The prompt discovery prevented cheaters from obtaining over one-third<sup>2</sup> of NFTs offered as incentives.

---

<sup>2</sup> A dashboard is available on Dune at <https://dune.com/rusty378/guildxyz-pins>.

A complementary approach is to engage the community and to open communication channels and bug bounties for those who wish to disclose vulnerabilities [71], whether these are actively used or not. For example, a disclosure by an AzukiDAO community member allowed the protocol to mitigate a vulnerability relatively quickly [58]. A protocol’s oversight should extend beyond on-chain data. In particular, social media is rife with scammers who advertise “fake” airdrops for their protocols, where users are promised to receive rewards by connecting their wallets to some innocent-looking site, which actually drains user funds. Even protocols that are not planning an airdrop are targeted by such ploys.

Actively engaging with the community regarding technical matters can prove beneficial, as well. For example, zkSync Era’s NFT drop was retroactively analyzed by cygaar [16], who found that it could be implemented more cost-effectively. Operating transparently and giving the community visibility into the inner-workings of the protocol can assure that even if technical issues arise, they are met with understanding by users.

## 6.4 Rewards Should Scale with Costs

The ramifications of Goodhart’s law are readily observable in previous airdrops. For example, some airdrops attempt to incentivize user engagement by publicly announcing that eligibility for rewards is determined according to the number of times users interact with the protocol in the past. Consequently, users can game the system by performing meaningless wash-trading transactions [74], meaning that the eligibility criteria does not serve as an effective measure of a user’s genuine engagement with the protocol.

This is further compounded by the fact that action-based metrics used by airdrops do not usually account for the actual costs incurred by users for each action. For instance, if the number of transactions is used as a metric, one should consider that if transaction fees are low, an airdrop farmer may cheaply perform the required amount of transactions. To address this, adopting a quadratic voting system could deter users from artificially inflating transaction volumes, as their rewards would be proportionate to the square root of their activities [11, 48]. Consequently, the cost to achieve a similar impact would rise, acting as a barrier against manipulation. On the other hand, high fees can eat into the rewards received by users, thereby diminishing the appeal of the airdrop [60]. To remedy these issues, rewards should scale with the costs that are incurred by users.

## 6.5 Data Availability

Blockchain data is typically publicly accessible but not easily accessible. Ensuring data availability is crucial for monitoring airdrop activities and combating Sybil attacks. While previous research on airdrops and Sybil detection has primarily focused on single blockchains, our study expands this scope to multiple blockchains.

Specifically, we collect data from two major Ethereum rollups, Arbitrum and zkSync Era, and gather and label data from significant airdrops, including a major Sybil attack on zkSync Era (the Gemstone “airdrop”). Since Sybil detection is increasingly challenging and requires data from multiple chains—given that protocols often reward participants from different chains [27, 4]—data availability is essential for analyzing past airdrops and testing new metrics for future applications. However, the rapid growth of blockchain data can make its collection and processing impractical.

Protocols should ensure their data is available for researchers and companies, helping improve monitoring tools and facilitate learning from the data. To support this, we will

make our zkSync Era and Ethereum datasets publicly available, enabling others to utilize them for optimizing Sybil detection and airdrop designs.

## 7 Related Work

The majority of recent papers on airdrops concerned themselves with post-factum analysis of prior airdrops, as well as with suggestions on how to run airdrop campaigns.

**Studies.** Makridis et. al. [53] investigate the role of airdrops for DEX growth using a sample of 51 exchanges. They find that airdrops of governance tokens, in particular, are positively associated with growth in market capitalization and volume.

Lommers et. al. [52] offer a broad treatment of the different types of airdrops used in practice (plain vanilla, holder-based, past value-based, future value-based). They offer examples of projects like Blur and the pitfalls of their airdrops, along with some advice on airdrop implementation strategies. In particular, they explore how eligibility criteria, signaling, and implementation strategy of the airdrop affect its success, and they provide practical guidance on how to toggle these.

Fan et. al.[21] study the ParaSwap DEX as an example to propose a role taxonomy methodology through a data-driven study to understand the characteristics of community members and the effectiveness of airdrop. They find that users who receive more rewards tend to take positive actions towards the community. They summarize several arbitrage patterns and confirm that the current detection is not sufficient to detect airdrop hunters. They use an unsupervised hierarchical clustering method to capture the behaviors of eligible airdrop addresses after receiving rewards and to divide them into interpretable categories. Other works focused on addressing the problem of Sybil detection, providing valuable insights into identifying airdrop farmers. Commonly adopted practices include graph network analysis [21, 51] and machine learning techniques [36, 79, 73, 13, 59]. The former involves identifying prevalent transfer patterns, such as sequences, radial structures, or a combination of both. The latter utilizes approaches like node embedding and employs universal pre-trained transformer encoders like BERT for effective fraud detection [36] or clustering [73, 59].

Allen [2] examines airdrop design as co-evolutionary process and makes three contributions. First, applying a co-evolutionary lens to airdrops, where participants learn and adapt their strategies (e.g., new criteria, on-chain farming) both within and between web3 ecosystems. Second, nine airdrop cases studies (e.g., Optimism, Arbitrum, Blur) that demonstrate the expanding set of airdrop strategies (e.g., task-based claiming). Third, implications for airdrop design including more feedback loops to facilitate learning (e.g., multi-round airdrops), ongoing innovation in airdrop criteria (e.g., randomness), and a reversion back to simple designs for some projects (because of the costs of airdrop design).

Allen et. al.[3] consider why projects might choose this unusual and costly means of token distribution. It considers a selection of high-profile airdrops as case studies between 2014 and 2022. This is the first comprehensive analysis of the rationales and mechanisms of Web3 token airdrops. They find that two primary rationales for airdrops are marketing (to attract new users and to maintain a community) and decentralization of ownership and control of a project (building community, providing regulatory protection, and enhancing security). While many commentators describe airdrops as primarily for marketing, they claim that marketing is a weak rationale for airdropping tokens and the evidence of successful marketing-driven airdrops lacking.

**Technical Aspects of Airdrops** Frowis et. al. [31] point out that efficient transfers to a large number of recipients in the case of airdrops present problems on Ethereum. They find

that cost savings of a factor of two are in fact possible, but require specific provisions in the smart contract implementing the token system. Pull-based approaches, which use on-chain interaction with recipients, promise moderate savings for the distributor while imposing a disproportional cost on each recipient. Total costs are broadly linear in the number of recipients, regardless of the technical approach.

Wahby et. al. [75] point out that current airdrops offer no recipient privacy: they leak which recipients have claimed the funds, and this information is easily linked to off-chain identities. In this work, the authors address this issue by defining a private airdrop and describing concrete schemes for widely used user credentials (ECDSA and RSA). Private airdrop for RSA builds upon a new zero-knowledge argument of knowledge of the factorization of a committed secret integer, which may be of independent interest. Their fastest implementation takes 40–180 ms to generate and 3.7–10 ms to verify an RSA private airdrop signature.

## 8 Conclusions

In this study, we investigated the prevalent issues with airdrops and developed guidelines to improve their impact. Our study analyzed six notable airdrops, uncovering a pattern in which recipients quickly traded their airdropped tokens on exchanges. Specifically, 36.51% of ENS tokens, 35.35% of dYdX tokens, and 53.47% of 1inch tokens were exchanged soon after distribution. Generally, these tokens were sold after only 1 or 2 transactions, with a median of 2 transactions, demonstrating that airdrops do not promote sustained engagement or attract contributors of significant value. Furthermore, our examination of Arbitrum indicated a significant increase in total daily fees during the airdrop event, but a decrease in transaction count per address afterward. In particular, other protocols outperformed Arbitrum in the absence of an airdrop. The average transaction fees across all protocols followed a similar trend since June 2023, suggesting that airdrops may not be the primary driver of user base growth and can impact activity on other chains.

We also acknowledge the common airdrop challenges related to airdrop farmers, governance token distribution, and insider trading. These challenges serve as valuable lessons for blockchain protocols considering airdrop tokens and offer insight into the potential path to success. As a measure to avoid these pitfalls, we propose design guidelines for airdrop campaigns, which are summarized below.

***Alternative incentives may better sustain user engagement.*** An interesting approach involves offering alternative incentives, such as fee discounts for future interactions within the protocol, to foster long-term engagement. Additionally, implementing multi-round airdrops allows for learning from past rounds, enabling iterative improvements to address previously identified issues. Another approach involves exploring innovative metrics to assess the eligibility of an address for receiving an airdrop. This might also be a promising tactic to address concerns related to airdrop farming who typically tries to game the system by utilizing past airdrop actions. However, this approach may not completely solve the challenge of insider trading.

***Target well-known reputable entities.*** Prioritizing established and reputable entities, including those building on the protocol, research groups, tech communities, and students, can contribute to sustained engagement. Funding these entities or directing airdrops towards DAOs developing relevant dApps presents an opportunity to attract value-driven users and promote long-term involvement.

***Proactive oversight and community engagement.*** Critical to the success of any

airdrop is proactive oversight and community engagement. Analyzing data from past airdrops, even those on different chains, provides insights into pitfalls and allows for adjustments in future airdrop strategies. Open communication channels with the community help understand their interests and desired protocol functionalities.

**Rewards should scale with costs.** Ensure that rewards scale proportionally with associated costs to prevent exploitation by airdrop farmers. Aligning rewards with costs is a strategic measure to mitigate potential gaming of the system.

In conclusion, our paper offers insights into airdrop challenges and proposes practical guidelines for designing effective airdrop campaigns. We hope these suggestions inspire blockchain protocols, researchers, and practitioners. Finally, in our commitment to promoting scientific reproducibility, we plan to share the dataset and scripts utilized in this study [57].

---

## References

- 1 Hayden Adams, Noah Zinsmeister, Moody Salem, River Keefer, and Dan Robinson. Uniswap v3 core, 2021. URL: <https://web.archive.org/web/20221011013240/https://uniswap.org/whitepaper-v3.pdf>.
- 2 Darcy W E Allen. Crypto Airdrops: An Evolutionary Approach. *SSRN Electronic Journal*, 2023. doi:10.2139/ssrn.4456248.
- 3 Darcy W.E. Allen, Chris Berg, and Aaron M. Lane. Why airdrop cryptocurrency tokens? *Journal of Business Research*, 163:113945, 2023. URL: <https://www.sciencedirect.com/science/article/pii/S014829632300303X>, doi:10.1016/j.jbusres.2023.113945.
- 4 Avail Team. Avail’s Unification Drop. <https://blog.availproject.org/avails-unification-drop>, 2024. Accessed on May 22, 2024.
- 5 Stephen M Bainbridge. Insider trading: an overview. *Available at SSRN 132529*, 1998.
- 6 Stephen M Bainbridge. An overview of insider trading law and policy: an introduction to the research handbook on insider trading. *Research Handbook on Insider Trading*, pages 1–30, 2013.
- 7 Aurelie Barthere. “all for one and one for all” - an on-chain distribution model for the arbitrum community, 2023. URL: <https://www.nansen.ai/research/an-on-chain-distribution-model-for-the-arbitrum-community>.
- 8 Toe Bautista. Emerging evm l2s. <https://messari.io/report/emerging-evm-l2s>, 2024.
- 9 Nicholas Boey. 50 biggest crypto airdrops: \$26.6b in ‘free money’. <https://www.coingecko.com/research/publications/biggest-crypto-airdrops>, 2023. Accessed on January 29th, 2024.
- 10 Anton Bukov and Mikhail Melnik. Mooniswap by 1inch. exchange, 2020.
- 11 Vitalik Buterin, Zoë Hitzig, and E. Glen Weyl. A flexible design for funding public goods. *Management Science*, 65(11), 2019.
- 12 Combine by NFD. Nfd combine retrodrop farming software. <https://combine.nfd.gg>, 2024. Accessed on January 29th, 2024.
- 13 Ferenc Béres, István András Seres, András A. Benczúr, and Mikerah Quintyne-Collins. Blockchain is watching you: Profiling and deanonymizing ethereum users, 2020. URL: <https://arxiv.org/abs/2005.14051>, doi:10.48550/ARXIV.2005.14051.
- 14 Tim Copeland. “we made close to \$1 million”: Inside the murky world of airdrop farming, 2023. URL: <https://www.theblock.co/post/225215/we-made-close-to-1-million-inside-the-murky-world-of-airdrop-farming>.
- 15 Copilot. Layerzero & zkSync & Starknet & Base & Scroll airdrop farming bot. <https://nftcopilot.com/airdrop-farming>, 2024. Accessed on January 29th, 2024.
- 16 cygaar. zkSync just airdropped nfts to 10000 wallets, 2023. URL: <https://twitter.com/0xcygaar/status/1680214224411426816>.
- 17 Maya Dotan, Aviv Yaish, Hsin-Chu Yin, Eytan Tsytkin, and Aviv Zohar. The vulnerable nature of decentralized governance in defi. In *Proceedings of the Workshop on Decentralized Finance and Security*, 2023.

- 18 James Edwards. Retroactive airdrop farming: How to prepare yourself for 2022. <https://web.archive.org/web/20220120123746/https://www.finder.com.au/retroactive-airdrop-farming-2022>, 2022.
- 19 ENS. Ethereum name service (ens), 2023. URL: <https://docs.ens.domains>.
- 20 Etherscan. Etherscan (ETH) Blockchain Explorer. <https://etherscan.io>, 2024. Accessed on May 21, 2024.
- 21 Sizheng Fan, Tian Min, Xiao Wu, and Wei Cai. Altruistic and Profit-oriented: Making Sense of Roles in Web3 Community from Airdrop Perspective. In *Proceedings of the CHI Conference on Human Factors in Computing Systems*, 2023.
- 22 Rainer Feichtinger, Robin Fritsch, Yann Vonlanthen, and Roger Wattenhofer. The hidden shortcomings of (d)aos – an empirical study of on-chain governance, 2023. [arXiv:2302.12125](https://arxiv.org/abs/2302.12125).
- 23 Ester Féllez-Viñas, Luke Johnson, and Tālis J Putniņš. Insider trading in cryptocurrency markets. *Available at SSRN 4184367*, 2022.
- 24 Arbitrum Foundation. \$arb airdrop eligibility and distribution specifications, 2023. URL: <https://docs.arbitrum.foundation/airdrop-eligibility-distribution#initial-token-allocation--airdrop-distribution>.
- 25 Arbitrum Foundation. Arbitrum ambassador program. <https://arbitrum.foundation/ambassador>, 2023.
- 26 Arbitrum Foundation. Introducing the arbitrum ambassador program: Phase 1. <https://arbitrumfoundation.medium.com/introducing-the-arbitrum-ambassador-program-phase-1-cf89d51a4dd9>, 2023.
- 27 Celestia Foundation. Initiating genesis drop, 2023. URL: <https://blog.celestia.org/genesis-drop>.
- 28 Optimism Foundation. Retroactive public goods funding. <https://medium.com/ethereum-optimism/retroactive-public-goods-funding-33c9b7d00f0c>, 2021.
- 29 Farmer Friends. Farmer friends. <https://farmerfriends.app>, 2024. Accessed on January 29th, 2024.
- 30 Michael Fröwis and Rainer Böhme. The operational cost of ethereum airdrops. In *Data Privacy Management, Cryptocurrencies and Blockchain Technology: ESORICS 2019 International Workshops, DPM 2019 and CBT 2019, Luxembourg, September 26–27, 2019, Proceedings 14*. Springer, 2019.
- 31 Michael Fröwis and Rainer Böhme. The Operational Cost of Ethereum Airdrops. In Cristina Pérez-Solà, Guillermo Navarro-Arribas, Alex Biryukov, and Joaquin Garcia-Alfaro, editors, *Data Privacy Management, Cryptocurrencies and Blockchain Technology*, Lecture Notes in Computer Science, 2019.
- 32 Yotam Gafni and Aviv Yaish. Greedy transaction fee mechanisms for (non-)myopic miners, 2022. URL: <https://arxiv.org/abs/2210.07793>, doi:10.48550/ARXIV.2210.07793.
- 33 Gitcoin. How is gitcoin passport’s score calculated?, 2023. URL: <https://support.gitcoin.co/gitcoin-knowledge-base/gitcoin-passport/common-questions/how-is-gitcoin-passports-score-calculated>.
- 34 Growthpie. Api – growthpie. <https://docs.growthpie.xyz/api>, 2023.
- 35 Samuel Haig. zksync airdrop farmer deploys 21,877 wallets, 2023. URL: <https://finance.yahoo.com/news/zksync-airdrop-farmer-deploys-21-020118990.html>.
- 36 Sihao Hu, Zhen Zhang, Bingqiao Luo, Shengliang Lu, Bingsheng He, and Ling Liu. Bert4eth: A pre-trained transformer for ethereum fraud detection. In *Proceedings of the ACM Web Conference 2023*, WWW ’23, 2023.
- 37 Mubashar Iqbal and Raimundas Matulevičius. Exploring sybil and double-spending risks in blockchain systems. *IEEE Access*, 9:76153–76177, 2021.
- 38 jhackworth. The uniswap airdrop - lessons for the industry, 2022. URL: <https://dune.com/blog/uni-airdrop-analysis>.
- 39 Antonio Juliano. dydx: A standard for decentralized margin trading and derivatives. 2018. URL: <https://whitepaper.dydx.exchange>.



- 40 Jumper-sketch. Wearecrypto – github repository. <https://github.com/Jumper-sketch/WeAreCrypto>, 2023.
- 41 Harry Kalodner, Steven Goldfeder, Xiaoqi Chen, S. Matthew Weinberg, and Edward W. Felten. Arbitrum: Scalable, private smart contracts. In *27th USENIX Security Symposium*, 2018.
- 42 Mervyn King and Ailsa Roell. Insider trading. *Economic policy*, 3(6):163–193, 1988.
- 43 Oliver Knight. Blast hits \$1.1b in deposits more than a month before it’s due to go live. <https://www.coindesk.com/business/2023/12/28/blast-hits-11b-in-deposits-more-than-a-month-before-its-due-to-go-live>, 2024.
- 44 Bullet Labs. Linea | galxe, 2023. Accessed on August 1st, 2023.
- 45 Bullet Labs. Linea voyage - social campaign. <https://galxe.com/Linea/campaign/GCPRsUEZhR>, 2023.
- 46 LayerZero Labs. Layerzero sybil reporting, 2024. URL: <https://github.com/LayerZero-Labs/sybil-report>.
- 47 Trusta Labs. Trusta’s ai and machine learning framework for robust sybil resistance in airdrops, 2023. URL: <https://medium.com/@trustalabs.ai/trustas-ai-and-machine-learning-framework-for-robust-sybil-resistance-in-airdrops-ba17059ec5b7>.
- 48 Steven P. Lalley and E. Glen Weyl. Quadratic voting: How mechanism design can radicalize democracy. *AEA Papers and Proceedings*, 108, May 2018.
- 49 Liena. Update on the human verification campaign of linea voyage. <https://twitter.com/LineaBuild/status/1680160944306130945>, 2023.
- 50 lingland09. Warning: 21877 sybil wallets by one person #zksync, 2023. URL: <https://twitter.com/lingland09/status/1700970363713167450>.
- 51 Zheng Liu and Hongyang Zhu. Fighting sybils in airdrops. *arXiv preprint arXiv:2209.04603*, 2022.
- 52 Kristof Lommers, Christos Makridis, and Lieven Verboven. Designing Airdrops, April 2023. doi:10.2139/ssrn.4427295.
- 53 Christos A. Makridis, Michael Fröwis, Kiran Sridhar, and Rainer Böhme. The rise of decentralized cryptocurrency exchanges: Evaluating the role of airdrops and governance tokens. *Journal of Corporate Finance*, 79:102358, 2023. URL: <https://www.sciencedirect.com/science/article/pii/S092911992300007X>, doi:10.1016/j.jcorpfin.2023.102358.
- 54 David Manheim and Scott Garrabrant. Categorizing variants of goodhart’s law, 2019. *arXiv*:1803.04585.
- 55 Leticia Melo. What is blast? blur’s native yield l2 and token airdrop explained. <https://dappradar.com/blog/blast-layer-2-chain-guide>, 2023.
- 56 Johnnatan Messias, Vabuk Pahari, Balakrishnan Chandrasekaran, Krishna P. Gummadi, and Patrick Loiseau. Understanding blockchain governance: Analyzing decentralized voting to amend defi smart contracts, 2023. *arXiv*:2305.17655.
- 57 Johnnatan Messias, Aviv Yaish, and Benjamin Livshits. Datasets and scripts used to analyze on-chain data from several larger-scale airdrops. [https://drive.google.com/drive/folders/1lm0UNtSLbnX0AtyRFh8OI\\_6eDKYcnyl1](https://drive.google.com/drive/folders/1lm0UNtSLbnX0AtyRFh8OI_6eDKYcnyl1), 2023.
- 58 MetaSleuth. Azukidao’s governance token contract (bean) azukidao has been exploited due to a contract vulnerability, 2023. URL: <https://twitter.com/MetaSleuth/status/1675783739174166528>.
- 59 Malte Möser and Arvind Narayanan. Resurrecting address clustering in bitcoin. In *International Conference on Financial Cryptography and Data Security*, 2022.
- 60 Naga Avan-Nomayo. Friend.Tech’s token falls 98% following airdrop fiasco. <https://crypto.news/friend-techs-token-falls-98-following-airdrop-fiasco>, 2024. Accessed on May 21, 2024.
- 61 Danny Nelson. New kind of crypto insider trading? sec might take a look at these trades, experts say. <https://www.coindesk.com/business/2023/12/18/a-new-kind-of-insider-trading-hegics-defi-bets-might-attract-secs-attention-experts-say>, 2024. Accessed on January 31st, 2024.

- 62 Margaux Nijkerk. Optimism completes ‘bedrock’ hard fork, in pursuit of superchain, 2023. URL: <https://www.coindesk.com/tech/2023/06/06/optimism-completes-bedrock-hard-fork-in-pursuit-of-superchain>.
- 63 Optimism. Airdrop 2, 2023. URL: <https://community.optimism.io/docs/governance/airdrop-2>.
- 64 Pim Otte, Martijn de Vos, and Johan Pouwelse. Trustchain: A sybil-resistant scalable blockchain. *Future Generation Computer Systems*, 107:770–780, 2020. URL: <https://www.sciencedirect.com/science/article/pii/S0167739X17318988>, doi:10.1016/j.future.2017.08.048.
- 65 HAPI Protocol. Hapi - send transactions, investigate and post: Create the l letter!, 2023. URL: <https://galxe.com/credential/287125319526817792>.
- 66 Nivesh Rustgi. Speculators flock to arbitrum iou tokens ahead of this week’s ARB airdrop. <https://cointelegraph.com/news/speculators-flock-to-arbitrum-iou-tokens-ahead-of-this-week-s-arb-airdrop>.
- 67 Cosimo Sguanci, Roberto Spatafora, and Andrea Mario Vergani. Layer 2 blockchain scaling: a survey, 2021. [arXiv:2107.10881](https://arxiv.org/abs/2107.10881).
- 68 Tanusree Sharma, Yujin Kwon, Kornrapat Pongmala, Henry Wang, Andrew Miller, Dawn Song, and Yang Wang. Unpacking how decentralized autonomous organizations (daos) work in practice, 2023. [arXiv:2304.09822](https://arxiv.org/abs/2304.09822).
- 69 Pedro Solimano. Altlayer team member denies insider trading allegations. <https://thedefiant.io/altlayer-team-member-denies-insider-trading-allegations>, 2024. Accessed on January 30th, 2024.
- 70 SybilSamurai. Sybil samurai. <https://sybilsamurai.com>, 2024. Accessed on January 29th, 2024.
- 71 CheatSheets Series Team. Vulnerability disclosure cheat sheet, 2023. URL: [https://cheatsheetseries.owasp.org/cheatsheets/Vulnerability\\_Disclosure\\_Cheat\\_Sheet.html](https://cheatsheetseries.owasp.org/cheatsheets/Vulnerability_Disclosure_Cheat_Sheet.html).
- 72 TrustaLabs. Sybil attacks hit worldcoin, 2023. URL: <https://twitter.com/TrustaLabs/status/1684144715661455360>.
- 73 Friedhelm Victor. Address clustering heuristics for ethereum. In *Financial Cryptography and Data Security: 24th International Conference*, 2020.
- 74 Friedhelm Victor and Andrea Marie Weintraud. Detecting and quantifying wash trading on decentralized cryptocurrency exchanges. In *Proceedings of the Web Conference 2021*, pages 23–32, 2021.
- 75 Riad S. Wahby, Dan Boneh, Christopher Jeffrey, and Joseph Poon. An airdrop that preserves recipient privacy. In *Financial Cryptography and Data Security*, 2020.
- 76 X-explore. Advanced analysis for arbitrum airdrop, 2023. URL: <https://mirror.xyz/x-explore.eth/AFroG11e24I6S1oDvTitNdQSDh8lN5bz9VZAink8lZ4>.
- 77 Aviv Yaish, Maya Dotan, Kaihua Qin, Aviv Zohar, and Arthur Gervais. Suboptimality in defi. Cryptology ePrint Archive, Paper 2023/892, 2023. <https://eprint.iacr.org/2023/892>. URL: <https://eprint.iacr.org/2023/892>.
- 78 Aviv Yaish, Saar Tochner, and Aviv Zohar. Blockchain stretching & squeezing: Manipulating time for your best interest. In *Proceedings of the 23rd ACM Conference on Economics and Computation*, 2022.
- 79 Chenyu Zhou, Hongzhou Chen, Hao Wu, Junyu Zhang, and Wei Cai. Artemis: Detecting airdrop hunters in nft markets with a graph learning system. In *Proceedings of the ACM on Web Conference 2024*, WWW ’24, 2024.