

Pseudo Replay-based Class Continual Learning for Online New Category Anomaly Detection in Additive Manufacturing

Zhangyue Shi¹, Tianxin Xie², Chenang Liu³, Yuxuan Li^{4*}

¹Independent Researcher, Stillwater, OK, United States,

²Department of Agricultural Economics, Oklahoma State University, Stillwater, OK, United States,

³School of Industrial Engineering & Management, Oklahoma State University, Stillwater, OK United States,

⁴School of Business, East China University of Science and Technology, Shanghai, China

*Corresponding author, liyuxuan19981998@outlook.com

Abstract: The incorporation of advanced sensors and machine learning techniques has enabled modern manufacturing enterprises to perform data-driven *in-situ* quality monitoring based on the sensor data collected in manufacturing processes. However, one critical challenge is that newly presented defect category may manifest as the manufacturing process continues, resulting in monitoring performance deterioration of previously trained machine learning models. Hence, there is an increasing need for empowering machine learning model to learn continually. Among all continual learning methods, memory-based continual learning has the best performance but faces the constraints of data storage capacity. To address this issue, this paper develops a novel pseudo replay-based continual learning by integrating class incremental learning and oversampling-based data generation. Without storing all the data, the developed framework could generate high-quality data representing previous classes to train machine learning model incrementally when new category anomaly occurs. In addition, it could even enhance the monitoring performance since it also effectively improves the data quality. The effectiveness of the proposed framework is validated in an additive manufacturing process, which leverages supervised classification problem for anomaly detection. The experimental results show that the developed method is very promising in detecting novel anomaly while maintaining a good performance on the previous task and brings up more flexibility in model architecture.

Keywords: Additive manufacturing, continual machine learning, data generation, *in-situ* process monitoring, pseudo replay.

1 Introduction

1.1 Background

The incorporation of advanced sensing technologies and artificial intelligence becomes the driving-force for smart manufacturing system [1]. Extensive sets of sensory data encompass a wealth of valuable process-related information that can be harnessed for the attainment of diverse objectives through a multitude of methodologies [2], [3]. Process monitoring is one of the most important tasks in advanced manufacturing system given its profound influence on both product quality and cost [4]. In particular, machine learning, especially deep learning-based process monitoring methods gain more and more attention as a result of their superior performance. The general procedure of machine learning based monitoring consists of three steps: process data collection, model training, and deployment of model for real-time monitoring. Currently they are already a couple of works successfully demonstrating the great potential of these methods in various manufacturing processes such as additive manufacturing, injection molding, laser machining, and laser welding [5]–[8].

The aforementioned studies are predicated upon an assumption, namely, that the available data are adequate for model training. Nonetheless, this assumption does not invariably align with the realities encountered in practical manufacturing production pipelines. Indeed, in real-world manufacturing system, process conditions may undergo fluctuations at any time and data are collected in an incremental time manner. For instance, in the context of additive manufacturing, alteration in infill rates and geometrical defects representing two distinct process anomalies can manifest at different stages (see Figure 1). If directly training existed model on new data, model’s performance on previously learned tasks abruptly degrades (i.e., catastrophic forgetting) [9]. One intuition to avoid catastrophic forgetting is to retrain the model each time a novel condition arises. As data size scales up, owing to constraints stemming from hardware limitations or corporate policies, the long-term retention of process data is often unfeasible [6], [10]. However, the imperative of conducting model training with all available data remains. There is an urgent

demand for a methodology capable of facilitating the efficient incremental training of machine learning models during manufacturing processes.

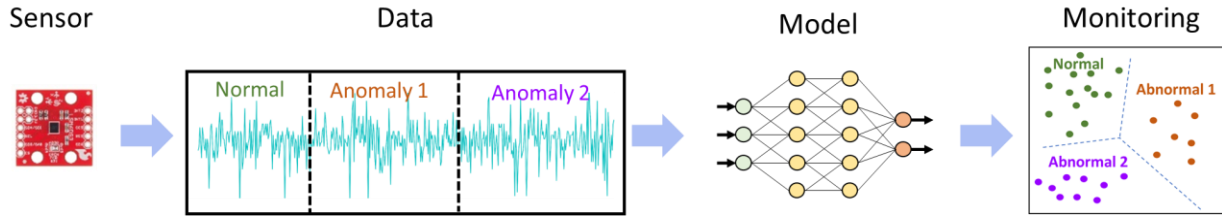


Figure 1 Various process anomalies may manifest at distinct stages throughout the manufacturing process, necessitating machine learning models to discern novel defects in conjunction with existed ones.

1.2 Objective

We have illustrated a specific challenge within the domain of additive manufacturing, where the objective is to deploy a machine learning model for *in-situ* monitoring. In this context, two distinct types of anomalies, namely infill rate alteration and geometry defects, occur sequentially during fabrication process (see more details in Sec 4). These anomalies, characterized by changes in alteration to design parameter (infill rate changes) and shape (geometry defects), represent different process conditions when compared to the normal state. Essentially, this is a class-incremental problem, necessitating the machine learning model to progressively acquire the ability to discriminate between data from a growing number of classes.

In recent years, continual learning presents a promising avenue for mitigating this challenge. It constitutes a paradigm capable of sequentially training machine learning models, particularly neural networks, given a variety of tasks. The goal of continual learning is to avoid catastrophic forgetting while circumventing the need to access data from prior tasks. In general, continual learning methods consists of three categories: memory-based replay, parameter regularization, and functional regularization [11]. Notably, among these continual learning approaches, memory-replay methods have demonstrated superior efficacy in the context of class-incremental learning tasks [11], [12]. When new tasks, the impracticality of directly preserving all data collected within manufacturing systems and retraining model emerge stems from constraints associated with storage capacity.

In order to achieve enhanced monitoring model performance while alleviating the constraints posed by storage limitations, we develop a pseudo-replay continual learning framework. Rather than storing all the data directly, this framework employs a generator to learn data distribution for each individual task. When a new task emerges, the generator is leveraged to generate pseudo data derived from previous tasks. Subsequently, the model can be trained using the synthesized pseudo data together with the data from the new task. This proposed framework strikes a balance between maintaining exemplary model performance and accommodating the inherent limitations of data storage capacity.

The rest of the structure of this paper is organized as follows. In Sec 2, a brief literature review is provided. The proposed research methodology framework is elaborated in Sec 3. To validate the effectiveness of proposed method, Sec 4 presents the real-world case study in additive manufacturing. Eventually, conclusions are summarized, and future works are discussed in Sec 5.

2 Literature review and research background

2.1 *In-situ* process monitoring in manufacturing system

Over the past decade, there has been a comprehensive exploration of *in-situ* process monitoring [13]–[15]. Various sensors fusion to different manufacturing processes has been a focal point, with corresponding signals leveraged for real-time process monitoring. Notably, vibration, acoustic emission, and temperature signals have found extensive applications in the detection of process anomalies, such as changes in layer thickness and nozzle clogging [16]–[19]. Furthermore, image data sourced from optical cameras and CT-imaging have been employed for the identification of defects such as porosity and part failure [20]–[22]. Additionally, point cloud data, characterized by its richness in process information, has proven valuable for detecting shifts in the manufacturing process [23]. It is noteworthy that video-based process monitoring is an emergent trend as well, exemplified by its application in detecting hot-spots in laser additive manufacturing and alterations in printing paths in fused filament fabrication [24], [25].

Regarding detection methodologies, a couple of analytical methods have been tailored to suit various manufacturing processes. Conventional statistical approaches encompass control charts [25], Bayesian models [19], and spatio-temporal regression [24]. Moreover, domain-based methods, including fractal analysis [22], and dimension reduction methods such as principal component analysis [5], linear discriminant analysis [18], and manifold learning [26], find widespread application. Notably, machine learning-based methods have gained increasing attention in manufacturing, encompassing both supervised and unsupervised learning paradigms. Within the realm of supervised learning, some methodologies, including boosting [5], random forest [16], [23], and support vector machines [27] are commonly employed. In addition, neural network-based approaches, including the multi-layer perceptron (MLP) [28], convolutional neural network (CNN) [17], [21], [29], recurrent neural network (RNN) [30], and long short-term memory network (LSTM) [5], constitute popular tools for effective *in-situ* process monitoring. On the unsupervised learning front, some techniques such as isolation forest [31], autoencoder [5], clustering [32], and one-class support vector machines [5] are widely utilized.

Nevertheless, these methodologies follow the assumption that all pertinent data are accessible from the beginning, and the manufacturing process remains unaffected by the emergence of novel defects. However, such an assumption may not align with the realities encountered in actual production pipelines, where new process anomalies may manifest unpredictably. In such scenarios, the aforementioned methodologies prove inadequate for seamlessly incorporating new tasks while preserving superior performance on existing ones. Consequently, there arises a necessity for continual learning. In Sec 2.2, the state of the art of continual learning and its application in manufacturing is reviewed.

2.2 Continual learning and its application in manufacturing

For conventional machine learning models, they assume training data and test data are drawn from the same distribution, which is the basis for model's generalization capability for new unseen data. But it may not hold true in real-world manufacturing systems where the training data for a learning task may only be available during certain time periods. Under this situation, a new model is needed when a novel class data

arises. Continual learning is able to incrementally learn new skills without compromising those that were already learned [33]. It is able to keep a good balance between the stability and flexibility of machine learning model as well.

The state-of-the-art continual learning methods consists of three categories: memory-based replay methods, parameter regularization methods, and functional regularization methods [11]. Memory-based methods either utilize a memory with fixed-size to store data from previously seen classes [34], or utilize a pseudo-replay strategy to generate input data or latent features [9], [35]. In terms of parameter regularization methods such as elastic weighted consolidation (EWC), memory-aware synapses (MAS), and synaptic intelligence, a regularization term is added to the loss function, which aims to penalizing parameters important for previously learnt tasks [36]–[38]. When it comes to functional regularization methods, similar to parameter regularization, it adds a regularization term to the loss function which encourages the mapping between input and output not to change too much. Common methods include learn without forgetting (LwF) and Functional-Regularization of Memorable Past (FROMP) [39], [40]. Among these continual learning methods, the memory-replay methods has the best performance for class-incremental learning [11], [12].

In terms of application of continual learning in manufacturing, there are already some pioneering works. For parameter regularization based methods, EWC and Synaptic Intelligence have been applied to predict similar faults in turbofan engines using LSTM network [41]. In addition, Tercan *et al.* applied MAS for similar types of part deformation prediction in the injection modeling [6]. Li *et al.* froze several layers of the network to avoid significant weight change for rotary draw bending with mandrel process monitoring [42]. Speaking of functional regularization methods, only a few studies investigate the effectiveness of these methods in the turbofan fault prediction and defects inspection [10], [41]. When it comes to replay-based methods, there are few applications which store data from previous tasks and retrain the model when new tasks come in. For example, Sen *et al.* evaluated effectiveness of replay-based continual learning

strategy in three prediction tasks, tool wear, remaining useful lifetime, and process anomalies in CNC machining [43].

While continual learning shows great potential in anomaly detection, certain limitations still persist. In the context of parameter regularization and functional regularization methods, the model structure cannot change, as these methods necessitate the calculation of regularization loss based on existing neurons. This lack of flexibility precludes the adaptation of the model structure to varying data patterns. Furthermore, these methods exhibit optimal performance when trained on similar tasks. However, the diverse nature of anomalies in manufacturing systems may result in dissimilar patterns, compromising monitoring efficacy. For class-incremental tasks, it has been demonstrated that memory-based continual learning methods yield best performance [11]. As the volume of data increases, the extended retention of process data becomes impractical due to limitations imposed by hardware constraints. Memory-replay method based on data generation offers a viable solution by generating synthetic data highly similar to data from previous tasks and conserving storage memory, but its exploration in manufacturing remains limited [44]. Therefore, in Sec 3, a pseudo memory-replay continual learning framework based on data generation is developed to address this issue.

3 Research methodology

3.1 Research framework: replay-based continual learning

In this section, a replay-based continual learning framework is developed based on pseudo data generation. The schematic representation of the research framework is presented in Figure 2, comprising two main components: training the generator sequentially and training the classifier with memory-replay. Initially, a generator is employed to learn the data distribution of each class following its manifestation in the manufacturing process. Various options for the generator exist, including methods such as the Synthetic Minority Oversampling Technique (SMOTE) [45] and Generative Adversarial Network (GAN) [46], which are proficient in learning underlying distributions and generating synthetic data. The generator, chosen

based on its demonstrated effectiveness, generates pseudo data for each extant class without the necessity of storing the entire dataset. Subsequently, when a novel defect emerges, these trained generators can generate high-quality synthetic data representing pre-existing classes. This, in conjunction with newly collected data pertaining to the novel defect, facilitates the model update encompassing all classes. In this study, SMOTE is chosen as the generator for data augmentation. In Sec 3.2, basic information for SMOTE will be introduced, followed by the detailed paradigm in Sec 3.3.

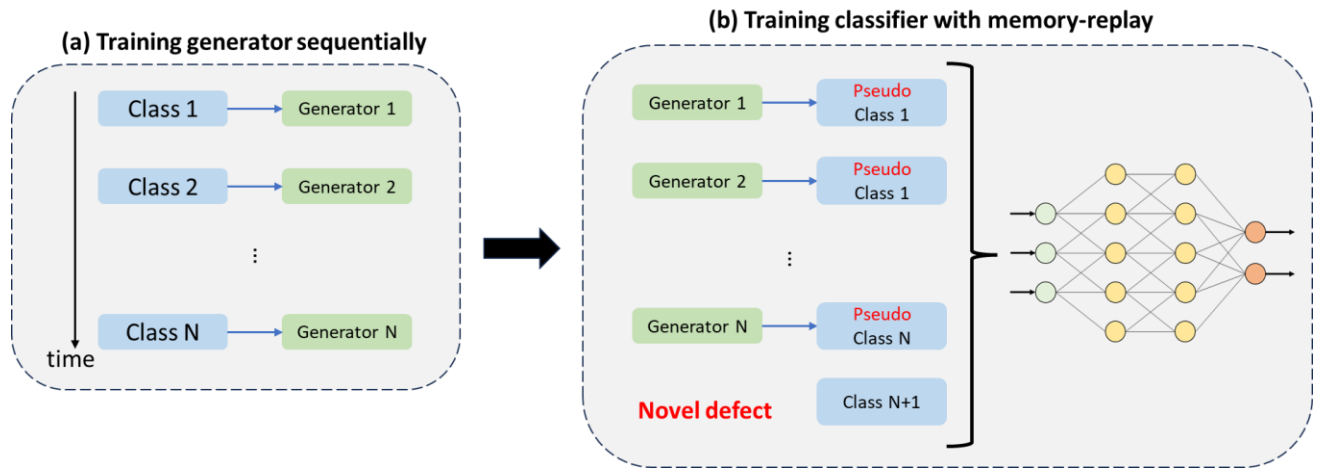


Figure 2 (a) Sequentially training each generator involves training individual generators on their respective classes to acquire a comprehensive understanding of the distribution. (b) Upon the manifestation of a novel defect, the generators from previous tasks generate synthetic data representative of existing classes. These synthesized data, combined with the novel data, facilitate the training of an updated model with the ability to discriminate between prior and novel classes.

3.2 SMOTE for pseudo class generation

In this section, the synthesis of high-quality artificial data representing pre-existing classes is facilitated through the application of SMOTE [45]. Originally designed to address data imbalanced issues, i.e., wherein the number of minority samples is significantly lower than that of majority samples, SMOTE operates by oversampling each minority class sample. The oversampling is achieved through synthesis samples along the line segments connecting less than or equal to k nearest neighbors in the minority class, where k serves as a tuning parameter. Illustrated in Figure 3, assuming k is set to 3, for a given minority point x_1 , three additional minority class nearest neighbors (x_2 to x_4) are selected. Subsequently, along each

line segment connecting x_1 to another minority class nearest neighbor, a point is randomly chosen, yielding synthetic samples denoted as a , b , and c . Specifically, if the desired number of synthetic minority samples equals k times the number of actual minority samples, all points a , b , and c are produced as synthetic minority samples. Alternatively, if the required number of samples is not met, only a subset of the obtained points is generated. In this way, SMOTE facilitates the augmentation of minority class samples.

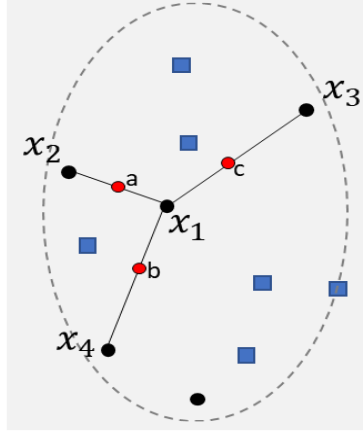


Figure 3 A demonstration of SMOTE algorithm. For actual sample x_1 , three nearest neighbors x_2 , x_3 and x_4 are selected and then three new synthetic points a , b and c are calculated.

It is imperative to note that minority data augmentation through SMOTE is conducted independently of the majority samples. Consequently, SMOTE can be conceptualized as a data augmentation technique designed specifically for an individual group, rather than being confined to either the minority or majority class. Given the presence of N classes in this study, SMOTE can be employed autonomously for each group, functioning as generator 1 through generator N . Subsequently, pseudo classes 1 through pseudo class N could be obtained in training the classifier with memory-replay mechanisms.

Algorithm 1 outlines the SMOTE algorithm applied in the context of replay-based continual learning. For each sample belonging to class i , the algorithm first acquires its k nearest neighbors. Subsequently, a random point along the line segment connecting the given sample to each of its nearest neighbors is computed. The number of synthetic samples could be determined according to the requirements. From the resulting set of calculated points, if the number of generated samples needs to be equal to the number of

original samples, only one point is then randomly selected to serve as the synthetic sample. Otherwise, several points will be selected. Then all the synthetic samples could be combined as pseudo class i for next step, which is detailed discussed in Sec 3.3.

Algorithm 1 SMOTE algorithm

Input: Samples in each class $\mathbf{X}_1, \dots, \mathbf{X}_N$; Number of nearest neighbors k ; Number of generated samples S

For class i **from** 1 **to** N :

Step 1: Denote number of samples in \mathbf{X}_i as M

For sample \mathbf{X}_i^j **from** 1 **to** M :

Step 2: Calculate k nearest neighbors $\mathbf{x}_1, \dots, \mathbf{x}_j$ to \mathbf{X}_i^j

For \mathbf{x}_l **from** 1 **to** k :

Step 3: Obtain one random point as $\mathbf{x}_{syn_l^j}$ along the line segment between \mathbf{X}_i^j and \mathbf{x}_l

Step 4: Choose $\lfloor \frac{S}{N} \rfloor$ random points as $\mathbf{x}_{syn_i^j}$ among $\{\mathbf{x}_{syn_1^j}, \dots, \mathbf{x}_{syn_k^j}\}$

Step 5: Combine $\{\mathbf{x}_{syn_i^1}, \dots, \mathbf{x}_{syn_i^M}\}$ as pseudo class i

Output: Pseudo class 1, ..., Pseudo class N

3.3 Replay-based continual learning in manufacturing

Without loss of generality, this section elaborates the pseudo replay-based continual learning framework with two process anomalies (i.e., geometry defects and infill rate alteration) which manifest sequentially during manufacturing, as demonstrated in Figure 4. This could be further extended to process monitoring with more anomalies.

It is assumed that the product is fabricated normally at the early stage. Data from normal status could be collected and the first generator (i.e., generator 1) could be trained accordingly. Generator deploys SMOTE to learn the data pattern. When the first anomaly (i.e., infill rate change) in the study manifests, generator 2 could be trained to learn the pattern from data with altered infill rate. Meanwhile, a classifier could be trained with the real data that collected from infill rate change together with synthetic data representing normal status generated from generator 1 to distinguish between normal and infill rate alteration. Afterwards, when geometry defect manifests, generator 3 could be deployed to learn the underlying pattern. Pseudo normal and pseudo infill rate alteration data can be generated by generator 1 and 2, respectively.

Then a new classifier can be trained using real geometry defect data and synthetic data from generators to differentiate normal status and these two process anomalies.

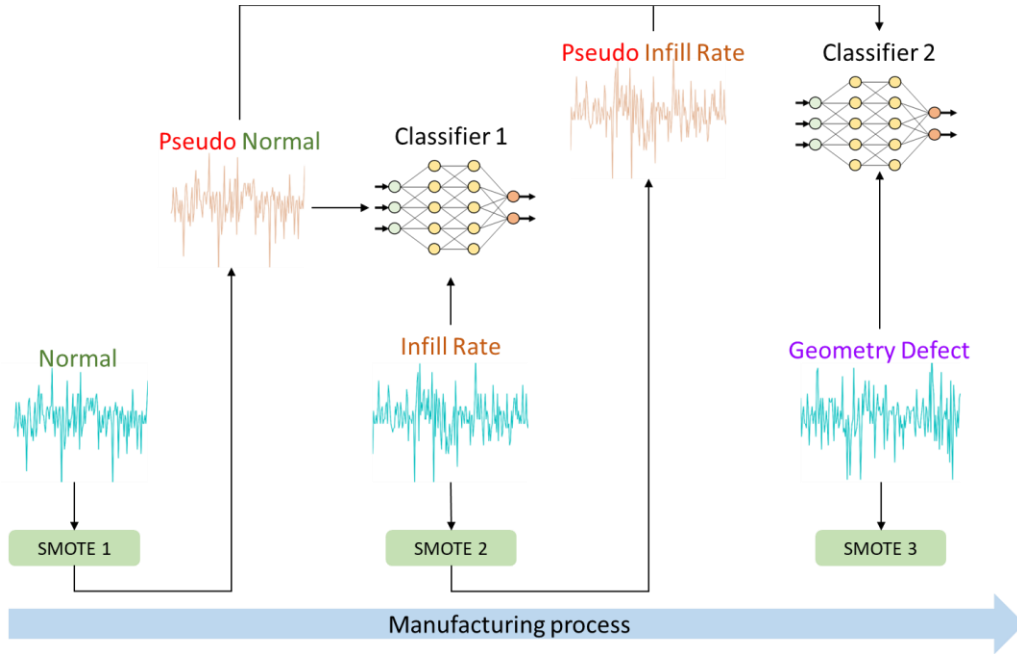


Figure 4 Replay-based continual learning framework to detect infill rate alteration and geometry defect sequentially.

Algorithm 2 Replay-based Incremental Learning for Multiple Anomalies

Input: Samples in normal class \mathbf{X}_0 and different anomalies $\mathbf{X}_1, \dots, \mathbf{X}_N$;

Step 1: Train generator \mathbf{G}_0 for normal class \mathbf{X}_0

For class i **from** 1 **to** N :

Step 2: Train generator \mathbf{G}_i for anomaly \mathbf{X}_i

Step 3: Generate pseudo data representing existing classes $\tilde{\mathbf{X}}_0, \dots, \tilde{\mathbf{X}}_{i-1}$;

Step 4: Train classifier \mathbf{C}_i using $\{\tilde{\mathbf{X}}_0, \dots, \tilde{\mathbf{X}}_{i-1}, \mathbf{X}_i\}$

Output: Classifier \mathbf{C}_i

This framework, as delineated in Algorithm 2, could be systematically expanded to sequentially learn tasks involving multiple classes. The generator for the normal class, denoted as \mathbf{G}_0 , is invariably the first to be trained. In the event of a process anomaly, a new generator, \mathbf{G}_i , is employed to grasp the underlying pattern of the anomaly. Subsequently, pseudo data from preceding classes are generated by the generators \mathbf{G}_0

through \mathbf{G}_{i-1} . These pseudo data, in conjunction with the new anomaly data, enable the training of a new classifier, \mathbf{C}_i , which is capable of distinguishing all previously observed process anomalies.

The proposed replay-based continual learning (RCL) framework presents several noteworthy advantages. Firstly, among various types of continual learning methods, the replay-based approach demonstrates optimal performance for class-incremental tasks, aligning seamlessly with the practical requirements of manufacturing systems. Concurrently, the strategy of pseudo data generation addresses the constraints imposed by hardware limitations as data size scales because only few representative data need to be stored. Moreover, in contrast to other continual learning methods, the replay-based approach affords enhanced flexibility, allowing for disparate model architectures between the previous and new models according to divergent data characteristics. It is pertinent to highlight that the selection of SMOTE as the generator further improves data quality by producing more representative data compared to the original dataset and mitigating the impact of extreme data. This could potentially enhance monitoring performance when compared to models trained exclusively with original data. In the next section, a case study in real-world application is conducted to validate the effectiveness of the proposed framework.

4 Case study

To ascertain the efficacy of the proposed methodology, this section undertakes an evaluation of its performance within the context of a practical additive manufacturing (AM) process, specifically focusing on fused filament fabrication (FFF). The utilization of *in-situ* accelerometers as side channels is employed for this assessment. Sec 4.1 elucidates the experimental setup and details the process of data collection, while Sec 4.2 encompasses a comprehensive presentation of the results, their interpretation, and subsequent discussion.

4.1 Experiment setup

In the context of this case study, a desktop fused filament fabrication (FFF)-based 3D printer, specifically Anycubic Mega-S, was employed for data collection. Vibration sensor was strategically chosen to discern

motion-related alterations during the 3D printing process, a parameter intricately linked to changes during manufacturing. In alignment with the knowledge of the additive manufacturing (AM) process, the printing paths stipulated in the G-code manifest through the relative motion between the extruder and the printing bed. Consequently, for the detection of AM process alterations, one vibration sensor (MEMS accelerometer) was affixed to the extruder (see to Figure 5). The sensor is capable of recording the real-time vibrations of the extruder with approximately 1Hz sampling frequency. The data acquisition from all side channels, inclusive of the vibration sensors in this study, was executed using a Raspberry Pi 4b microcontroller.




Figure 5: Experimental platform: Anycubic Mega S FFF printer.

In this study, a solid cube with an edge dimension of 2 cm served as the nominal design, incorporating the process parameters outlined in TABLE 1. Polylactic acid (PLA) filament was employed as the feedstock material. To assess the efficacy of the proposed monitoring approach, two distinct scenarios involving potential cyber-physical attacks in additive manufacturing were examined, with detailed design parameters provided in TABLE 2:

- Case 1: A targeted attack on layer infill rate occurred during the "slicing" stage, resulting in the modification of the infill rate.

- Case 2: A deliberate alteration was introduced to the design geometry during the "STL" stage, involving the insertion of a small square-shaped void.

TABLE 1: The design parameters of nominal parts.

Design Parameters	Value
Printing Speed	50 mm/s
Layer Thickness	0.25 mm
Nozzle Temperature	200 °C
Infill Rate	20%
Bed Temperature	60 °C

TABLE 2: The design parameters of two altered cases.

Design Parameters	Case 1	Case 2
Layer Design	Solid	Layer # 1~34: solid Layer # 35~80: a square hole inside
Infill Rate	25%	20%
Printing Speed		50 mm/s
Nozzle Temperature		200 °C
Bed Temperature		60 °C

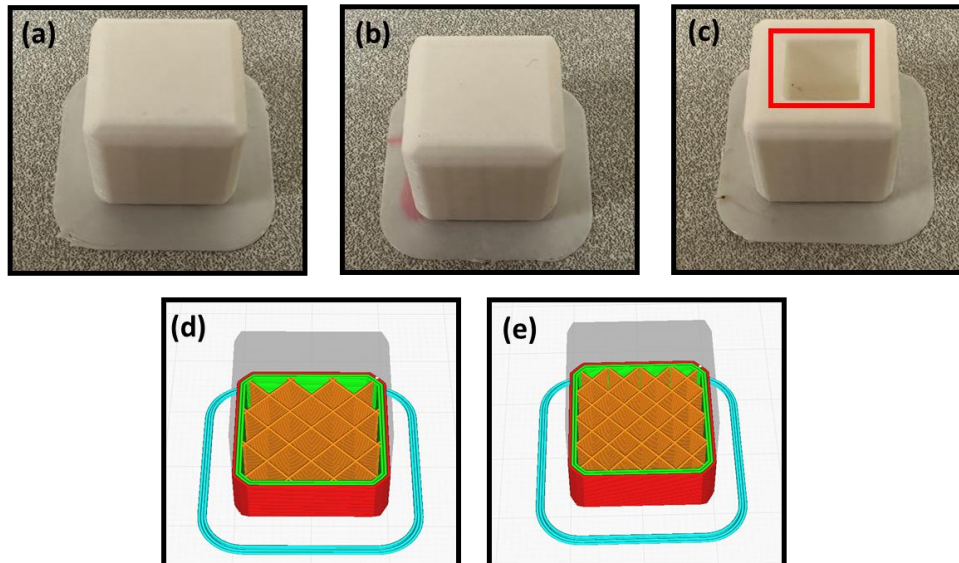


Figure 6: Sample parts, (a) a nominal part, (b) an attached part of Case 1, and (c) an attached part of Case 2, (d) internal structure for nominal part, (e) internal structure for the attached part in Case 1.

These different cases are delineated to represent disparate defect categories. Furthermore, as illustrated in Figure 6, nominal components are present, and data acquired from these components can be construed as constituting the normal class. Consequently, the dataset is partitioned into two existing classes: normal data and data collected from case 1. Subsequently, data collected from case 2 is designated as a novel defect, indicative of a new anomaly within the memory requiring detection. As described in Sec 3.3, the class-incremental tasks are structured as follows:

- **Task 1:** Identify the defects of case 1 from the normal printing process
- **Task 2:** When the defects from case 2 come in, identify defects of both case 1 and 2 from the normal printing process

The dataset pertaining to each class encompasses two channels. Given the data is collected by time, inherent sequential information may exist. Subsequently, window-based sampling is employed, employing a window size of 50. Then each class is comprised of approximately 125 samples and five trials are conducted for each class. Consequently, the initial trial of each class, denoted as trial 1, is designated as the training set for training the proposed method. Trials 2 through 5 within each class are utilized as the testing set for performance evaluation.

In this study, a comprehensive exposition of the proposed method's significance is undertaken by scrutinizing two distinct facets. The performance evaluation is conducted through the measurement of classification metrics, specifically precisions, recall and F-score, for both task 1 and 2. Sec 4.2.1 delineates the effectiveness analysis, wherein comparisons with benchmark approaches are presented. Subsequently, Sec 4.2.2 delves into the flexibility analysis, involving alterations in classifiers to ascertain the method's resilience under varied conditions.

4.2 Result and discussion

4.2.1 Effectiveness analysis

To demonstrate the efficacy of the proposed methodology, a comparative analysis is undertaken by implementing several benchmark approaches. Primarily, the classic incremental learning approach, Elastic Weight Consolidation (EWC) [36], is employed. Specifically, since EWC requires a neural network-based classifier and the data is structured in matrix format, it is a natural idea to employ a Convolutional Neural Network (CNN) classifier. However, following some experimental trials, a Multi-Layer Perceptron (MLP) classifier may have the same performance as CNN classifier in task 1. Therefore, to reduce the network complexity, a MLP with three fully connected layers is applied instead. Afterwards, to be consistent, all the approaches in this paper utilize the MLP as the base classifier. Besides, standardization is applied to all samples as well to ensure compatibility with the neural network structure. Subsequently, an approach referred to as fine-tuning, mirroring the MLP model structure in EWC is also considered as a benchmark method [36]. That is, the model is initially trained by the data from case 1. Afterwards, the model is trained by the normal data and the data from case 2. Then the model is applied to accomplish task 2. For a fair comparison, the baseline, representing classification without any incremental learning approach, i.e., training model with data from all three classes at the same time, is used as another benchmark. Each approach is trained and tested in an ensemble way with five base models for each task.

The average precisions, recalls and F-scores of all the approaches for both task 1 and task 2 are shown in Figure 7. The specific values of all the metrics are shown in TABLE 3 where the values in brackets are the standard deviations. All approaches, including the baseline, exhibit the same metric as 1, signifying effective accomplishment of task 1. However, it is important to note that, such high classification metrics does not mean all the samples could be classified correctly because there are usually about 6 to 10 samples from case 1 identified as the normal class. Hence, there is still room for improvement regarding the performance of identifying the data from case 1.

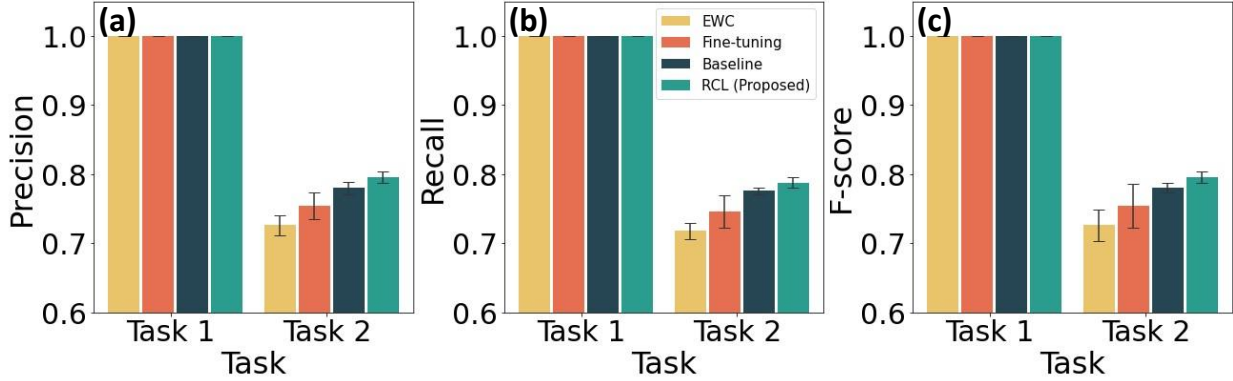


Figure 7 The precisions (a), recalls (b) and F-scores (c) of different approaches on task 1 and 2.

TABLE 3: Average precisions, recalls and F-scores of Task 1 and 2

Method	Task 1			Task 2		
	Precision	Recall	F-score	Precision	Recall	F-score
EWC	1.000 (0.000)	1.000 (0.000)	1.000 (0.000)	0.726 (0.014)	0.718 (0.012)	0.706 (0.023)
Fine-tuning	1.000 (0.000)	1.000 (0.000)	1.000 (0.000)	0.754 (0.019)	0.746 (0.023)	0.734 (0.032)
Baseline	1.000 (0.000)	1.000 (0.000)	1.000 (0.000)	0.780 (0.009)	0.776 (0.005)	0.772 (0.007)
RCL (Proposed)	1.000 (0.000)	1.000 (0.000)	1.000 (0.000)	0.796 (0.008)	0.788 (0.007)	0.786 (0.008)

In the context of task 2, the proposed methodology has the highest precisions, recalls, F-scores among all benchmark approaches, indicating superior performance in detecting both existing and novel defects. Notably, the performance of continual learning-based approach, usually could not exceed the baseline, which is also proved in Figure 7 and TABLE 3. However, the F-score of the proposed method is higher than the baseline, indicating that SMOTE could not only generate representative data of each class but also help centralizing the generated samples to make the boundary between different classes clearer. Under such circumstances, the proposed method could further enhance performance in this class-incremental task while the other approaches are not able to achieve that. In addition, it is shown that the standard deviation of the proposed method is much lower than the other approaches, showing that the proposed method could

generate representative data stably. Hence, it also demonstrates the effectiveness of memory-play continual learning framework.

4.2.2 Flexibility analysis

Besides the outperformance of the proposed method, its flexibility is a salient aspect, as demonstrated by changing the employed classifiers. In conventional incremental learning approaches, the classifier (e.g., MLP in this study) established during task 1, cannot change its model architecture when subsequently updated in task 2. In contrast, the proposed method brings up much higher flexibility which allows the employment of different classifiers for these two tasks based on classifier's performance. To comprehensively illustrate this, two different classifiers are deployed for task 2, including a MLP and a CNN classifier. According to experiments trials, the MLP classifier contains three fully connected layers while the CNN classifier contains two convolutional layers and three fully connected layers. Similar to Sec 4.2.1, the experiments employing different classifiers are conducted five times for task 2. In each trial, all classifiers are trained using the same generated data. In addition, the baseline is also compared by utilizing two different classifiers in the analysis.

The average precision, recall and F-scores for task 2 are calculated and shown in Figure 8. The specific values of all the metrics are shown in TABLE 4 where the values in brackets are the standard deviations. According to the baseline performance, the MLP classifier has better performance than the CNN classifier. However, regarding training with data from the proposed RCL method, the CNN classifier has a better performance than the MLP classifier in the 3-class classification problem. Consequently, the proposed method brings up the flexibility to utilize MLP for task 1 and CNN for task 2 compared with regularization-based methods. This underscores the capacity of the proposed method to enhance classification performance by selecting an appropriate classifier, indicative of its heightened adaptability. Overall, the proposed method is effective in maintaining and improving defect detection performance.

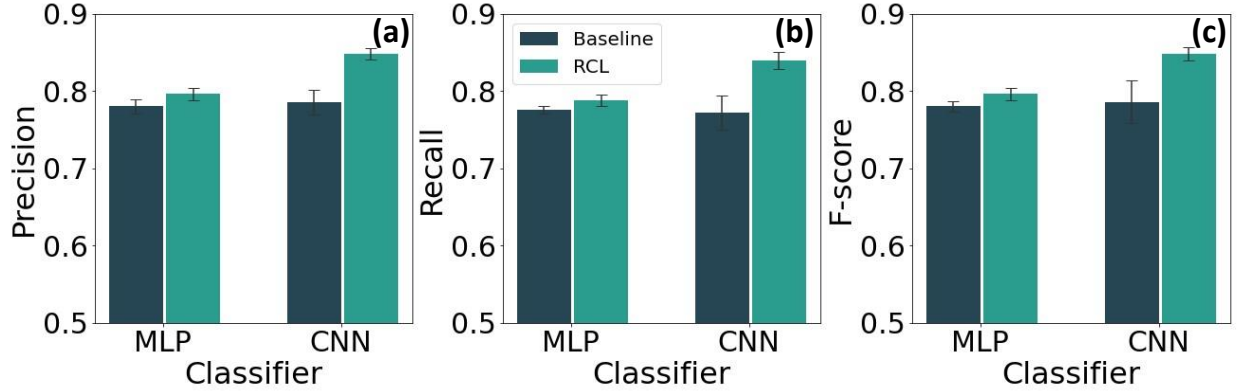


Figure 8 The precisions (a), recalls (b) and F-scores (c) of MLP and CNN classifiers on task 2.

TABLE 4: Average precisions, recalls and F-scores of Task 2 by incorporating different classifiers

Method	MLP			CNN		
	Precision	Recall	F-score	Precision	Recall	F-score
Baseline	0.780 (0.009)	0.776 (0.005)	0.772 (0.007)	0.786 (0.016)	0.772 (0.022)	0.762 (0.028)
RCL (Proposed)	0.796 (0.008)	0.788 (0.007)	0.786 (0.008)	0.848 (0.007)	0.840 (0.011)	0.840 (0.009)

5 Conclusions and future work

In this paper, a novel continual learning framework, denoted as the replay-based continual learning approach (RCL) using data generation, is developed to monitor the performance of manufacturing processes, thereby enhancing anomaly detection performance and alleviating constraints attributed to limited storage capacity. The key contributions of the proposed RCL encompass three key aspects: (1) a pseudo data generation process is proposed to surmount constraints arising from hardware limitations as the scale of data expands; (2) the integration of SMOTE helps to enhance data quality by generating more representative data compared to the original dataset, thereby improving the monitoring performance; and (3) the formulation of a replay-based continual learning framework is designed to enhance flexibility by accommodating diverse model architectures between the preceding and new models based on variants in data characteristics. The superior performance of the RCL method is validated through a real-world case

study in AM. In this empirical investigation, the proposed approach manifests the highest precision, recall, and F-scores, surpassing even the baseline, underscoring the method's efficacy in not only maintaining but also significantly enhancing monitoring performance. Furthermore, the adaptability of the proposed method is elucidated through performance evaluations under various classifiers. In the future, more experiments to explore the influence of different generators will be conducted, and more manufacturing processes with various sensing types will be utilized for evaluation.

References

- [1] C. Liu, W. Tian, and C. Kan, "When AI meets additive manufacturing: Challenges and emerging opportunities for human-centered products development," *Journal of Manufacturing Systems*, vol. 64, pp. 648–656, 2022.
- [2] Y. Li, Z. Shi, and C. Liu, "Transformer-enabled generative adversarial imputation network with selective generation (SGT-GAIN) for missing region imputation," *IISE Transactions*, pp. 1–13, 2023.
- [3] Z. Shi, S. Mandal, S. Harimkar, and C. Liu, "Hybrid data-driven feature extraction-enabled surface modeling for metal additive manufacturing," *The International Journal of Advanced Manufacturing Technology*, vol. 121, no. 7–8, pp. 4643–4662, 2022.
- [4] J. Shi, "In-process quality improvement: Concepts, methodologies, and applications," *IISE transactions*, vol. 55, no. 1, pp. 2–21, 2023.
- [5] Z. Shi, A. A. Mamun, C. Kan, W. Tian, and C. Liu, "An LSTM-autoencoder based online side channel monitoring approach for cyber-physical attack detection in additive manufacturing," *Journal of Intelligent Manufacturing*, pp. 1–17, 2022.
- [6] H. Tercan, P. Deibert, and T. Meisen, "Continual learning of neural networks for quality prediction in production using memory aware synapses and weight transfer," *Journal of Intelligent Manufacturing*, vol. 33, no. 1, pp. 283–292, 2022.
- [7] M. D. McDonnell *et al.*, "Machine learning for multi-dimensional optimisation and predictive visualisation of laser machining," *Journal of Intelligent Manufacturing*, vol. 32, pp. 1471–1483, 2021.
- [8] D. Ma, P. Jiang, L. Shu, Z. Gong, Y. Wang, and S. Geng, "Online porosity prediction in laser welding of aluminum alloys based on a multi-fidelity deep learning framework," *Journal of Intelligent Manufacturing*, pp. 1–19, 2022.
- [9] H. Shin, J. K. Lee, J. Kim, and J. Kim, "Continual learning with deep generative replay," *Advances in neural information processing systems*, vol. 30, 2017.
- [10] W. Sun, R. Al Kontar, J. (Jionghua) Jin, and T.-S. Chang, "A continual learning framework for adaptive defect classification and inspection," *Journal of Quality Technology*, pp. 1–17, Jun. 2023, doi: 10.1080/00224065.2023.2224974.
- [11] G. M. van de Ven, T. Tuytelaars, and A. S. Tolias, "Three types of incremental learning," *Nature Machine Intelligence*, vol. 4, no. 12, pp. 1185–1197, 2022.
- [12] Y.-C. Hsu, Y.-C. Liu, A. Ramasamy, and Z. Kira, "Re-evaluating continual learning scenarios: A categorization and case for strong baselines," *arXiv preprint arXiv:1810.12488*, 2018.
- [13] L. Haghnegahdar, S. S. Joshi, and N. B. Dahotre, "From IoT-based cloud manufacturing approach to intelligent additive manufacturing: Industrial Internet of Things—An overview," *The International Journal of Advanced Manufacturing Technology*, pp. 1–18, 2022.

- [14] J. F. Arinez, Q. Chang, R. X. Gao, C. Xu, and J. Zhang, "Artificial intelligence in advanced manufacturing: Current status and future outlook," *Journal of Manufacturing Science and Engineering*, vol. 142, no. 11, p. 110804, 2020.
- [15] S. R. Kandavalli *et al.*, "Application of sophisticated sensors to advance the monitoring of machining processes: analysis and holistic review," *The International Journal of Advanced Manufacturing Technology*, vol. 125, no. 3–4, pp. 989–1014, 2023.
- [16] Y. Li, Z. Shi, C. Liu, W. Tian, Z. Kong, and C. B. Williams, "Augmented time regularized generative adversarial network (atr-gan) for data augmentation in online process anomaly detection," *IEEE Transactions on Automation Science and Engineering*, vol. 19, no. 4, pp. 3338–3355, 2021.
- [17] Z. Shi, Y. Li, and C. Liu, "Knowledge Distillation-enabled Multi-stage Incremental Learning for Online Process Monitoring in Advanced Manufacturing," in *2022 IEEE International Conference on Data Mining Workshops (ICDMW)*, IEEE, 2022, pp. 860–867.
- [18] J. Liu, Y. Hu, B. Wu, and Y. Wang, "An improved fault diagnosis approach for FDM process with acoustic emission," *Journal of Manufacturing Processes*, vol. 35, pp. 570–579, 2018.
- [19] K. Bastani, P. K. Rao, and Z. Kong, "An online sparse estimation-based classification approach for real-time monitoring in advanced manufacturing processes from heterogeneous sensor data," *IIE Transactions*, vol. 48, no. 7, pp. 579–598, 2016.
- [20] L. Scime and J. Beuth, "Anomaly detection and classification in a laser powder bed additive manufacturing process using a trained computer vision algorithm," *Additive Manufacturing*, vol. 19, pp. 114–126, 2018.
- [21] M. Wang, L. Yang, Z. Zhao, and Y. Guo, "Intelligent prediction of wear location and mechanism using image identification based on improved Faster R-CNN model," *Tribology International*, vol. 169, p. 107466, 2022.
- [22] B. Yao, F. Imani, A. S. Sakpal, E. W. Reutzel, and H. Yang, "Multifractal analysis of image profiles for the characterization and detection of defects in additive manufacturing," *Journal of Manufacturing Science and Engineering*, vol. 140, no. 3, p. 031014, 2018.
- [23] Z. Ye, C. Liu, W. Tian, and C. Kan, "In-situ point cloud fusion for layer-wise monitoring of additive manufacturing," *Journal of Manufacturing Systems*, vol. 61, pp. 210–222, 2021.
- [24] H. Yan, M. Grasso, K. Paynabar, and B. M. Colosimo, "Real-time detection of clustered events in video-imaging data with applications to additive manufacturing," *IISE Transactions*, vol. 54, no. 5, pp. 464–480, 2022.
- [25] A. Al Mamun, C. Liu, C. Kan, and W. Tian, "Securing cyber-physical additive manufacturing systems by in-situ process authentication using streamline video analysis," *Journal of Manufacturing Systems*, vol. 62, pp. 429–440, 2022.
- [26] C. Liu, Z. Kong, S. Babu, C. Joslin, and J. Ferguson, "An integrated manifold learning approach for high-dimensional data feature extractions and its applications to online process monitoring of additive manufacturing," *IISE Transactions*, vol. 53, no. 11, pp. 1215–1230, 2021.
- [27] C. Gobert, E. W. Reutzel, J. Petrich, A. R. Nassar, and S. Phoha, "Application of supervised machine learning for defect detection during metallic powder bed fusion additive manufacturing using high resolution imaging.," *Additive Manufacturing*, vol. 21, pp. 517–528, 2018.
- [28] J. Lee, Y. C. Lee, and J. T. Kim, "Fault detection based on one-class deep learning for manufacturing applications limited to an imbalanced database," *Journal of Manufacturing Systems*, vol. 57, pp. 357–366, 2020.
- [29] Z. Wang and B. Yao, "Multi-branching temporal convolutional network for sepsis prediction," *IEEE journal of biomedical and health informatics*, vol. 26, no. 2, pp. 876–887, 2021.
- [30] G. Wang, A. Ledwoch, R. M. Hasani, R. Grosu, and A. Brintrup, "A generative neural network model for the quality prediction of work in progress products," *Applied Soft Computing*, vol. 85, p. 105683, 2019.

- [31] Y.-B. Wang, D.-G. Chang, S.-R. Qin, Y.-H. Fan, H.-B. Mu, and G.-J. Zhang, “Separating multi-source partial discharge signals using linear prediction analysis and isolation forest algorithm,” *IEEE Transactions on Instrumentation and Measurement*, vol. 69, no. 6, pp. 2734–2742, 2019.
- [32] H. Taheri, L. W. Koester, T. A. Bigelow, E. J. Faierson, and L. J. Bond, “In situ additive manufacturing process monitoring with an acoustic technique: Clustering performance evaluation using K-means algorithm,” *Journal of Manufacturing Science and Engineering*, vol. 141, no. 4, p. 041011, 2019.
- [33] D. Kudithipudi *et al.*, “Biological underpinnings for lifelong learning machines,” *Nature Machine Intelligence*, vol. 4, no. 3, pp. 196–210, 2022.
- [34] S.-A. Rebuffi, A. Kolesnikov, G. Sperl, and C. H. Lampert, “icarl: Incremental classifier and representation learning,” in *Proceedings of the IEEE conference on Computer Vision and Pattern Recognition*, 2017, pp. 2001–2010.
- [35] G. M. Van de Ven, H. T. Siegelmann, and A. S. Tolias, “Brain-inspired replay for continual learning with artificial neural networks,” *Nature communications*, vol. 11, no. 1, p. 4069, 2020.
- [36] J. Kirkpatrick *et al.*, “Overcoming catastrophic forgetting in neural networks,” *Proceedings of the national academy of sciences*, vol. 114, no. 13, pp. 3521–3526, 2017.
- [37] R. Aljundi, F. Babiloni, M. Elhoseiny, M. Rohrbach, and T. Tuytelaars, “Memory aware synapses: Learning what (not) to forget,” in *Proceedings of the European conference on computer vision (ECCV)*, 2018, pp. 139–154.
- [38] F. Zenke, B. Poole, and S. Ganguli, “Continual learning through synaptic intelligence,” in *International conference on machine learning*, PMLR, 2017, pp. 3987–3995.
- [39] Z. Li and D. Hoiem, “Learning without forgetting,” *IEEE transactions on pattern analysis and machine intelligence*, vol. 40, no. 12, pp. 2935–2947, 2017.
- [40] P. Pan, S. Swaroop, A. Immer, R. Eschenhagen, R. Turner, and M. E. E. Khan, “Continual deep learning by functional regularisation of memorable past,” *Advances in Neural Information Processing Systems*, vol. 33, pp. 4453–4464, 2020.
- [41] B. Maschler, T. T. H. Pham, and M. Weyrich, “Regularization-based continual learning for anomaly detection in discrete manufacturing,” *Procedia CIRP*, vol. 104, pp. 452–457, 2021.
- [42] J. Li, Z. Wang, S. Zhang, Y. Lin, L. Jiang, and J. Tan, “Task incremental learning-driven Digital-Twin predictive modeling for customized metal forming product manufacturing process,” *Robotics and Computer-Integrated Manufacturing*, vol. 85, p. 102647, 2024.
- [43] S. Sen, S. M. Nielsen, E. J. Husom, A. Goknil, S. Tverdal, and L. S. Pinilla, “Replay-driven continual learning for the industrial internet of things,” in *2023 IEEE/ACM 2nd International Conference on AI Engineering–Software Engineering for AI (CAIN)*, IEEE, 2023, pp. 43–55.
- [44] S. Lee, K. Chang, and J.-G. Baek, “Incremental learning using generative-rehearsal strategy for fault detection and classification,” *Expert Systems with Applications*, vol. 184, p. 115477, 2021.
- [45] N. V. Chawla, K. W. Bowyer, L. O. Hall, and W. P. Kegelmeyer, “SMOTE: synthetic minority over-sampling technique,” *Journal of artificial intelligence research*, vol. 16, pp. 321–357, 2002.
- [46] I. Goodfellow *et al.*, “Generative adversarial nets,” *Advances in neural information processing systems*, vol. 27, 2014.