

A RIPPLE IN TIME: A DISCONTINUITY IN AMERICAN HISTORY

ALEXANDER KOLPAKOV AND IGOR RIVIN

In this note we use the State of the Union Address dataset from Kaggle to make some surprising (and some not so surprising) observations pertaining to the general timeline of American history, and the character and nature of the addresses themselves. Our main approach is using vector embeddings, such as BERT (DistilBERT) [2, 6] and GPT-2 [5]. While it is widely believed that BERT (and its variations) is most suitable for NLP classification tasks, we find out that GPT-2 in conjunction with nonlinear dimension reduction methods such as UMAP provide better separation and stronger clustering. This makes GPT-2 + UMAP an interesting alternative. In our case, no model fine-tuning is required, and the pre-trained out-of-the-box GPT-2 model is enough. We also used a fine-tuned DistilBERT model for classification (detecting which president delivered which address), with very good results (accuracy 93% – 95% depending on the run). All computations can be replicated by using the accompanying code on GitHub [3].

Keywords: text embedding, BERT, GPT-2, dimension reduction, clustering, UMAP, TriMAP, PaCMAP, FAISS, authorship attribution, model fine-tuning.

ACM Classification: I.2.7; I.5.4: Artificial Intelligence → Natural Language Processing; Applications; H.3.1; H.3.3: Information Storage and Retrieval → Content Analysis and Indexing; Information Search and Retrieval

Date: December 5, 2023.

All the computations described in this note were performed using a single GPU instance of Google Colab.

1. PROBLEMS AND METHODS

1.1. Dataset. The dataset is exactly what you might think: it is the collection of complete texts of State of the Union addresses (from now on, SOTU) of US presidents, from John Adams to Donald Trump [7]. We modified the dataset by splitting the addresses into train and test files, such that each president has at least one train SOTU, and at least one test SOTU file (we use the same file for training and testing for Taylor, as it seems that splitting it into, say, halves makes even less sense). Also, some presidents are more represented than others in the SOTU corpus because they spent more years in office. On average, we keep the train/test split about 75%/25%. Also, we keep this split for each individual president whenever possible.

1.2. Methods of study. We used BERT and GPT-2 to embed SOTU addresses as vectors. We then used non-linear dimension reduction techniques (namely, UMAP, TriMAP, and PaCMAP) to see what we could see. All methods produced results that are relatively close to each other. We opine that the following methods did the best clustering job:

- GPT-2 embedding followed by UMAP (clean split at 1928–1929),
- DistilBERT embedding followed by TriMAP (clean split at 1920–1921).

To complete this investigation, we fine-tuned the DistilBERT model to detect which president delivered which address. The methods and results are described in Section 3. We also used DistilBERT for embeddings instead of the actual BERT as it is much faster and lightweight. Thus, our experiments can be easily replicated in a Google Colab notebook within reasonable time.

2. RESULTS AND OBSERVATIONS

2.1. Temporal clustering. The first thing we saw was largely unsurprising: Addresses delivered by the same person were close together, and addresses chronologically close together were also close together (where we measure "closeness" by the cosine distance between the vectors). This seems a natural consequence of the fact that language does change over time.

What **was** surprising however, was that there is a large break, as demonstrated by the UMAP visualization (Figures 1a – 1b), between addresses written before 1927 and addresses written after 1932. We were rather curious to see this, and did cluster analysis on the original vector embedding (without reducing by UMAP), and the results were confirmed (with a couple of minor differences) – see figure 2.

2.2. BERT vs GPT-2. Even though BERT is widely assumed to be the right kind of embedding for NLP classification tasks, we can clearly see that GPT-2 in conjunction with UMAP produces very good clustering, too. However, the clustering in the initial DistilBERT embedding has a much cleaner temporal separation than in the case of GPT-2 (compare Figure 2a to Figure 2b). However, vector embedding usually comes as the initial part of a model, and thus the most important factor is how much information it can provide to the subsequent layers or methods. In this case we posit that GPT-2 managed to capture enough information for UMAP to produce even better clustering than DistilBERT would produce alone. Since GPT-2 is a generative model, we can also speculate that its embedding captures more granular details of the dataset, at least in our particular case.

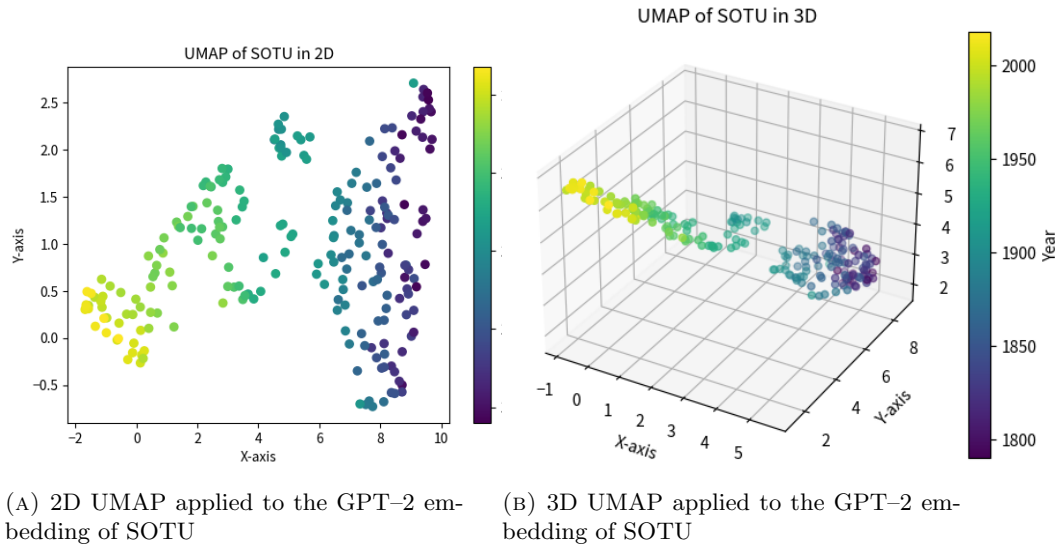


FIGURE 1. UMAP visualizations of the GPT-2 embedding of SOTU

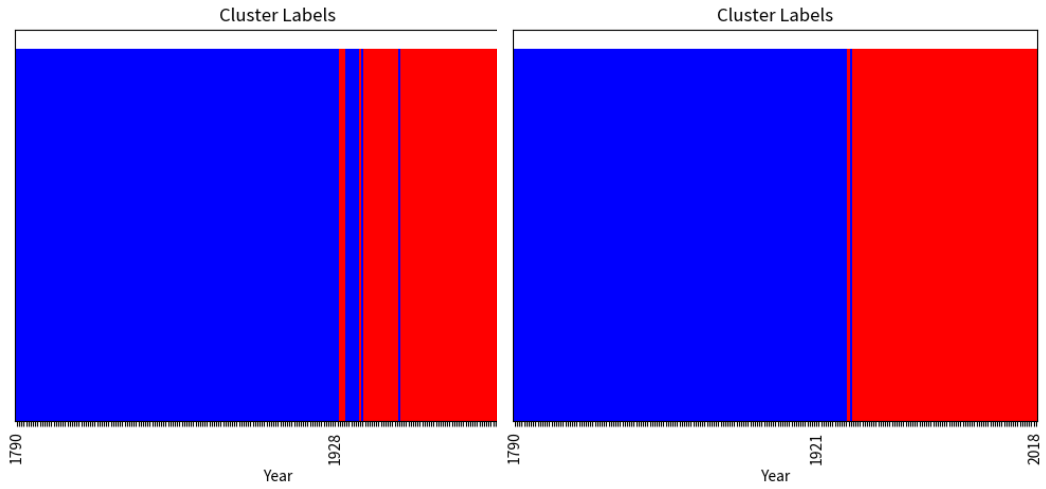


FIGURE 2. Temporal clustering of SOTU embeddings

However, this additional granularity is not obvious, and can only be exposed by using additional features such as non-linear dimension reduction.

3. AUTHORSHIP ATTRIBUTION OF THE ADDRESSES

We have also experimented with determining which President wrote which State of the Union address. The simplest solution was the one based on pretrained embedding (as done in the previous session), and this had an accuracy of around 80%, which, while not terrible, was not very exciting. So, as the next step, we fine-tuned a HuggingFace DistilBERT model for the classification task. Since the DistilBERT model can only deal with 512 tokens (shorter than any of our addresses), we chunked each text with a sliding window of 512 token having an overlap of 128 tokens, and treated each chunk as a training sample. For the testing phase, we did the same, but aggregated the scores for the chunks to get a prediction for the document.

It should be noted that the per-chunk prediction rate was not great – something south of 60%. Not too surprisingly, the wrong answers of the model seem to be for temporally adjacent authors (Washington and Adams, or Carter and Ford), so presumably the Zeitgeist and the language matters more than the actual politics.

However, instead of considering individual chunks of text, a better way to capture its context and vernacular is to aggregate the logits output by the model over all chunks produced from that text. After that, the argmax is applied. In this case the accuracy raises spectacularly up to 93%.

4. DISCUSSION

How do we explain our results? The short answer is that we do not know. The long answer is that we have a couple of theories.

The first is that before the time of Franklin Roosevelt, it was extremely uncommon for presidents to use speech writers, while Roosevelt used their help a lot. It seems plausible that a speech written by a hired hand will be different from one written by the President of the United States (even though the President obviously maintained considerable editorial control to the present day).

The second is that the nature of the United States changed considerably after World War II. Before it was a very large, very rich, but remote and provincial country, and after it became a world dominating empire, with the attendant difference in focus, and hence a considerable difference in the emphasis in Presidential Addresses. Likely the first changes have already appeared earlier, which explains that the ripple happens sometime in the 1920’s.

We would be happy to hear other theories and possible explanations. What is obvious is that a considerable shift in SOTU is detectable by a variety of methods, and thus there must be an underlying reason or reasons.

REFERENCES

1. Ehsan Amid and Manfred K Warmuth, *Trimap: Large-scale dimensionality reduction using triplets*, arXiv preprint arXiv:1910.00204 (2019).
2. Jacob Devlin, Ming-Wei Chang, Kenton Lee, and Kristina Toutanova, *Bert: Pre-training of deep bidirectional transformers for language understanding*, 2019.
3. Alexander Kolpakov and Igor Rivin, *Code for: “a ripple in time ...”*, 2023, https://github.com/sashakolpakov/ripple_in_time.
4. Leland McInnes, John Healy, and James Melville, *Umap: Uniform manifold approximation and projection for dimension reduction*, arXiv preprint arXiv:1802.03426 (2018).
5. Alec Radford, Jeffrey Wu, Rewon Child, David Luan, Dario Amodei, Ilya Sutskever, et al., *Language models are unsupervised multitask learners*, OpenAI blog **1** (2019), no. 8, 9.

6. Victor Sanh, Lysandre Debut, Julien Chaumond, and Thomas Wolf, *Distilbert, a distilled version of bert: smaller, faster, cheaper and lighter*, 2020.
7. Rachael Tatman and Liling Tan, *State of the union corpus (1790 – 2018)*, 2018, <https://www.kaggle.com/datasets/rtatman/state-of-the-union-corpus-1989-2017>.
8. Ozan Tuncer, Vitus J Leung, and Ayse K Coskun, *Pacmap: Topology mapping of unstructured communication patterns onto non-contiguous allocations*, Proceedings of the 29th ACM on International Conference on Supercomputing, 2015, pp. 37–46.

APPENDIX A. DIMENSION REDUCTIONS OF GPT-2 EMBEDDING

Figure 3 shows the GPT-2 embedding of SOTU reduced to dimension 2 with UMAP[4], TriMAP[1] and PaCMAP[8], respectively. Figure 4 shows analogous reductions to dimension 3 instead.

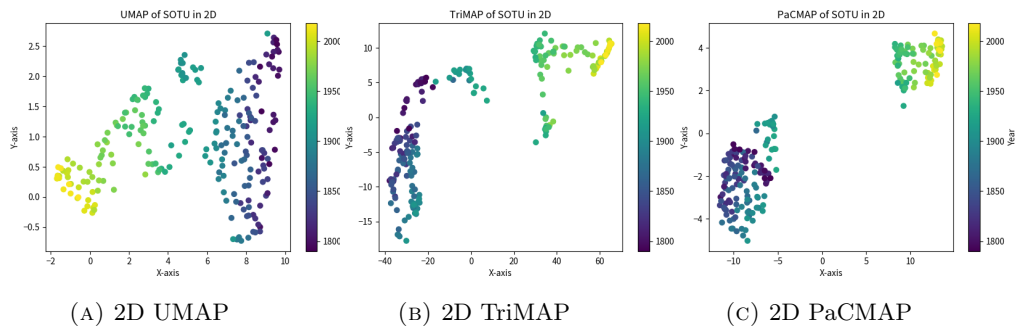


FIGURE 3. 2D visualizations of the GPT-2 embedding of SOTU

The most important part is, the temporal aspect of SOTU speeches, not their clustering per se. This is shown in Figure 5, where we see that the cleanest separation belongs to UMAP. However, TriMAP and PaCMAP are not much worse: in fact, the three cases turn out to be quite comparable on the average run.

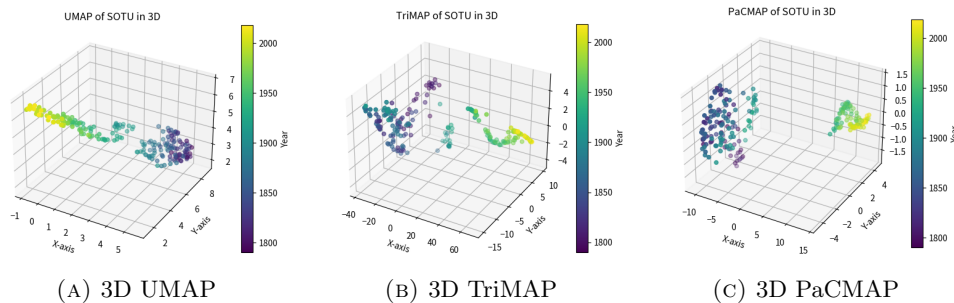


FIGURE 4. 3D visualizations of the GPT-2 embedding of SOTU

In all pictures, temporal separation happens at the break of 1927 and 1928. For the original GPT-2 embedding it is not quite the case (compare to Figure 2a).

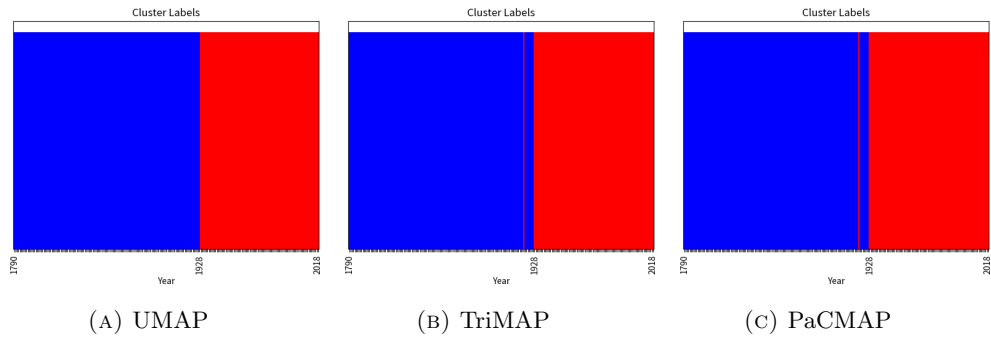


FIGURE 5. Temporal clustering of SOTU speeches: GPT-2 embedding followed by a dimension reduction technique

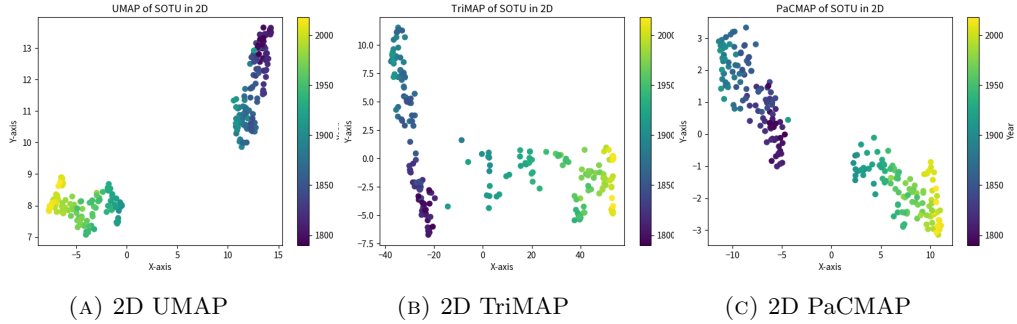


FIGURE 6. 2D visualizations of the DistilBERT embedding of SOTU

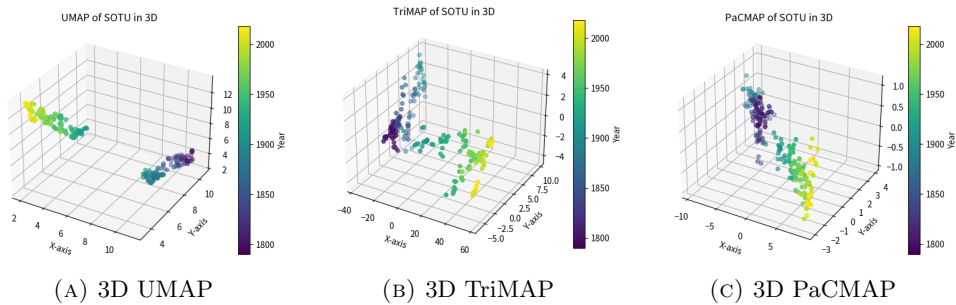


FIGURE 7. 3D visualizations of the DistilBERT embedding of SOTU

APPENDIX B. DIMENSION REDUCTIONS OF DISTILBERT EMBEDDING

Figure 6 shows the GPT-2 embedding of SOTU reduced to dimension 2 with UMAP, TriMAP and PaCMAP, respectively. Figure 7 shows analogous reductions to dimension 3 instead.

Again, we are interested in the temporal aspect of clustering that is illustrated in Figure 5. There the cleanest separation belongs to TriMAP. After making several runs, one can see that TriMAP largely preserves its supremacy over UMAP and PaCMAP.

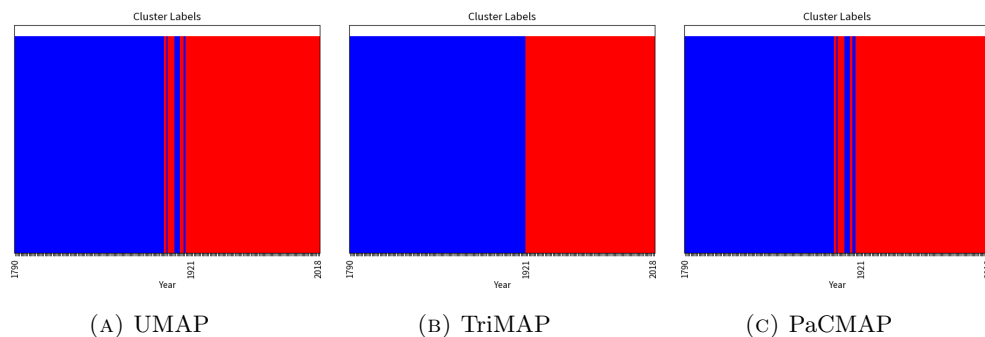


FIGURE 8. Temporal clustering of SOTU speeches: DistilBERT embedding followed by a dimension reduction technique

In all pictures, temporal separation happens at the break of 1920 and 1921, though only one of the pictures shows a clear watershed moment. For the original DistilBERT embedding it is not quite the case: the temporal separation in Figure 2b is quite clean, although it happens about 16 years after 1921.

EINSOF COMPUTING INC., TORONTO ON, CANADA

DEPARTMENT OF MATHEMATICS, TEMPLE UNIVERSITY, USA