

Inference on many jumps in nonparametric panel regression models

Likai Chen*

Washington University in St. Louis

and

Georg Keilbar

Humboldt-Universität zu Berlin

and

Liangjun Su

Tsinghua University

and

Weining Wang

University of Bristol

Abstract

We investigate the significance of change-points within fully nonparametric regression contexts, with a particular focus on panel data where data generation processes vary across units, and error terms may display complex dependency structures. In our setting the threshold effect depends on one specific covariate, and we permit the true nonparametric regression to vary based on additional (latent) variables. We propose two uniform testing procedures: one to assess the existence of change-points and another to evaluate the uniformity of such effects across units. Our approach involves deriving a straightforward analytical expression to approximate the variance-covariance structure of change-point effects under general dependency conditions. Notably, when Gaussian approximations are made to these test statistics, the intricate dependency structures within the data can be safely disregarded owing to the localized nature of the statistics. This finding bears significant implications for obtaining critical values. Through extensive simulations, we demonstrate that our tests exhibit excellent control over size and reasonable power performance in finite samples, irrespective of strong cross-sectional and weak serial dependency within the data. Furthermore, applying our tests to two datasets reveals the existence of significant nonsmooth effects in both cases.

Keywords: high-dimensional time series; temporal and cross-sectional dependence; change-point analysis; Gaussian approximation; simultaneous tests; threshold regression.

*Chen's research is partially supported by NSF 23-512 and PD 18-1269. Su thanks the National Natural Science Foundation of China (NSFC) for financial support under the grant number 72133002. Wang's research is partially supported by the ESRC (Grant Reference: ES/T01573X/1).

1 Introduction

Recently, there has been a notable surge in the study and application of changepoint analysis in high-dimensional time series data (see, e.g., Cho and Fryzlewicz (2015), Cao et al. (2018), Chen et al. (2022), and Li et al. (2024), along with the references cited therein). Detecting changepoints in regression models is important and has wide applications in the field of biology (Pastor and Guallar, 1998), agricultural sciences (Freeman et al., 1998), econometrics (Li et al., 2024), etc. The purpose of these studies is to estimate not only where the threshold effect exists but also the magnitude of the effects.

There is extensive literature on parametric high-dimensional changepoint regression analysis. Li et al. (2016), Manner et al. (2019) Wang et al. (2021), Rinaldo et al. (2021), and Cho et al. (2024) investigate changepoint analysis of coefficients in high-dimensional linear regression models using penalization methods. Lee et al. (2016) examine a high-dimensional regression model with a changepoint due to a covariate threshold in a cross-sectional study. These studies majorly focus on parametric models with high-dimensional covariates. Similar to Lee et al. (2016), this paper also considers changepoint regression due to a covariate threshold. However, our focus is on nonparametric regression with a high-dimensional changepoint effect driven by heterogeneity in the panel data structure. Specifically, we investigate the heterogeneous nonparametric panel data with jumps in the conditional mean functions:

$$Y_{jt} = h_j(X_{jt}, U_{jt}) + \tau_j(X_{jt}, U_{jt})\mathbf{1}_{\{X_{jt} \geq c_{0j}\}} + \sigma_j(X_{jt}, U_{jt})\epsilon_{jt}, \quad (1.1)$$

where X_{jt} is a one-dimensional threshold variable, $Y_{jt} \in \mathbb{R}^1$ and $U_{jt} \in \mathbb{R}^d$ are the outcome and covariate variables that can be observed or unobserved for individual $j \in [N] :=$

$\{1, \dots, N\}$ at time point $t \in [T]$, $h_j(\cdot, \cdot)$, $\tau_j(\cdot, \cdot)$ and $\sigma_j(\cdot, \cdot)$ are continuous functions, c_{0j} is a threshold value that is either known or unknown and ϵ_{jt} is the error term. Our main focus is to test whether changepoint effects related to $\tau_j(X_{jt}, U_{jt})$ exist and to determine if the jump sizes are identical uniformly across individuals j under general spatial temporal dependence assumptions.

As a motivating example for our model, we explore an application involving stock lagged returns and volatility using threshold regression. Threshold regression, dating back to Chan et al. (1985) and more recently studied in works such as Duffy et al. (2023), is mainly formulated within a linear parametric setting. Our approach naturally extends this framework to the non-parametric setting. Specifically, in our first application, revising the news impact curve of Engle and Ng (1993), Y_{jt} is the volatility of firm j 's stock at time t and X_{jt} is the lagged stock return. A trader would like to discover whether there are asymmetric effects of X_{jt} on Y_{jt} , as well as whether and where a discontinuous relationship occurs, for trading and risk management purposes. If there are multiple stocks jump, are they all identical uniformly? In Section 5 in our empirical section, we identify significant threshold effects, demonstrating that our methodology is crucial for predicting stock volatility and effectively managing risk. In another application, we study the effect of party incumbency as determined by the 50% threshold in the two-party vote share in the US House Elections. Our findings confirm the presence of a significant positive incumbency effect as studied by Lee (2008), and we detect significant heterogeneity in the threshold effect across the US states.

The methodological contributions are twofold. First, we develop algorithms to test for overall threshold effects, examine the potential heterogeneity effects and derive the asymptotic properties of the resulting test statistics. Due to the use of local smoothing,

neither the weak dependence along the time dimension nor the weak or strong dependence along the individual/group dimension enters the asymptotic distribution of the final statistic. Interestingly, we find strong cross-sectional dependence is allowed in our error terms. As a practical recommendation, we find that under fairly weak assumptions, if there are clustering dependency patterns in e_{jt} , the correlation in the estimated statistics can be safely ignored, and only adjustments for heteroskedasticity are needed. Second, the standard central limit theorem is challenging to apply to high-dimensional time series when N significantly exceeds the effective sample size. Previously, Chernozhukov et al. (2015, 2017a), Zhang and Wu (2017), Chernozhukov et al. (2019), and others addressed this issue by introducing high-dimensional Gaussian approximation (GA) methods. However, the existing literature cannot address our problem. The key difficulty is to incorporate possibly non-identically distributed time series under general spatial and temporal dependency structures and more importantly latent variables. In this paper, we propose a new high dimensional GA for weighted statistics that address all these issues. These GA results are essential for determining the critical values of our supremum test.

Our paper is related to three strands of literature in statistics. First, we add to the extensive body of work on threshold regression for high dimensional data. For example, Miao et al. (2020a) and Miao et al. (2020b) consider the estimation of a panel threshold regression model with interactive fixed effects (IFEs) and latent group structures, respectively; Massacci and Trapani (2022) study inference for high-dimensional threshold regressions with common stochastic trends. The aforementioned literature does not account for potential heterogeneous threshold effects. Ignoring these effects may bias estimators or lead to efficiency loss when estimating homogeneous threshold effects in finite samples. Second, our paper contributes to the literature on testing homogeneity in a panel data setting. For

example, Phillips and Sul (2003), Pesaran and Yamagata (2008) and Su and Chen (2013) propose tests for slope coefficient heterogeneity in a linear regression model with or without cross-sectional dependence. In the presence of slope heterogeneity, Su et al. (2016) and Su and Ju (2018) model the slope heterogeneity via latent group structures. Barassi et al. (2023) study a heterogeneous panel threshold regression model with IFEs. Above literature all focus on parametric setting. Our work complements these research streams by adopting nonparametric approaches, which address size and power distortions caused by model misspecifications. Third, our nonparametric approach is related with literature in trends estimation. Inference on smooth trend functions in nonparametric models for time series data is a well-established field; see Zhang and Wu (2012), Karmakar et al. (2022), Gao et al. (2024), Chen and Wu (2018), among others. Distinctly, while the above literature examines nonlinear dynamic models, they does not address discontinuity in trends, particularly heterogeneous jumps. The nonparametric literature on jumps in trends mostly focuses on independent and identically distributed (i.i.d.) settings, without accounting for heterogeneity or high dimensionality; see, for example, Qiu (1998), Müller and Stadtmüller (1999), and Spokoiny (1998).

Another distinct feature is that we explicitly handle the case with missing covariates or models with misspecified variables. Theoretically, validating such an inference procedure requires working with a reduced-form model that has specific variance-covariance structures. This aspect of theoretical validity has not been explored in the time-varying trend literature. Establishing the validity of uniform inference is a major theoretical contribution that sets our work apart in the study of varying trends.

The rest of the paper is organized as follows. Section 2 provides the model setup and the practical steps of the testing procedure. Section 3 presents the assumptions and delivers

the main theorems. In Section 4 we provide simulation results.¹ Real data applications are discussed in Section 5, and the paper concludes in Section 6. The Supplementary Material includes additional theorems, proofs of all results, extra simulation outcomes, and tables for the empirical applications.

Notation. For a vector $v = (v_1, \dots, v_d) \in \mathbb{R}^d$ and $q > 0$, we denote $|v|_q = (\sum_{i=1}^d |v_i|^q)^{1/q}$ and $|v|_\infty = \max_{1 \leq i \leq d} |v_i|$. For a matrix $A = (a_{i,j})_{1 \leq i \leq m, 1 \leq j \leq n}$, we define the max norm $|A|_{\max} = \max_{i,j} |a_{i,j}|$. For $s > 0$ and a random vector X , we say $X \in \mathcal{L}^s$ if $\|X\|_s = [\mathbb{E}(|X|^s)]^{1/s} < \infty$. For two positive number sequences (a_n) and (b_n) , we say $a_n = O(b_n)$ or $a_n \lesssim b_n$ (resp. $a_n \asymp b_n$) if there exists $C > 0$ such that $a_n/b_n \leq C$ (resp. $1/C \leq a_n/b_n \leq C$) for all large n , and say $a_n = o(b_n)$ if $a_n/b_n \rightarrow 0$ as $n \rightarrow \infty$. We set (X_n) and (Y_n) to be two sequences of random variables. Write $X_n = O_{\mathbb{P}}(Y_n)$ if for any $\epsilon > 0$, there exists $C > 0$ such that $\mathbb{P}(X_n/Y_n \leq C) > 1 - \epsilon$ for all large n , and say $X_n = o_{\mathbb{P}}(Y_n)$ if $X_n/Y_n \rightarrow 0$ in probability as $n \rightarrow \infty$.

2 Model Setup and Test Procedure

In this section, we present the model, the hypotheses and estimators, and the test procedure. Subsections 2.1 and 2.2 are concerned with the known threshold case. In Subsection 2.3 we focus on the case in which the threshold locations c_{0j} are unknown. The algorithms for our testing procedures are listed in Subsection 2.4.

2.1 Model Setup

In this subsection, we formulate our model. Recall the full model in (1.1) where $U_{jt} \in \mathbb{R}^d$ is a latent random vector that can be arbitrarily correlated with X_{jt} , ϵ_{jt} is a mean zero

¹The code for our method is available in the R package `hdthreshold` (<https://cran.r-project.org/web/packages/hdthreshold/index.html>), with an illustration accessible at <https://rpubs.com/Lk1110/1259698>.

term that is independent of (X_{jt}, U_{jt}) .

Without loss of generality set $c_{0j} = 0$ for the known case. The full model in (1.1) can be rewritten into the following reduced form model:

$$Y_{jt} = \tilde{h}_j(X_{jt}) + \tilde{\tau}_j(X_{jt})\mathbf{1}_{\{X_{jt} \geq c_{0j}\}} + e_{jt}, \quad (2.1)$$

where $\tilde{\tau}_j(X_{jt}) = \mathbb{E}[\tau_j(X_{jt}, U_{jt})|X_{jt}]$, $\tilde{h}_j(X_{jt}) = \mathbb{E}[h_j(X_{jt}, U_{jt})|X_{jt}]$, $\varepsilon_j(X_{jt}, U_{jt}) = h_j(X_{jt}, U_{jt}) - \tilde{h}_j(X_{jt}) + [\tau_j(X_{jt}, U_{jt}) - \tilde{\tau}_j(X_{jt})]\mathbf{1}_{\{X_{jt} \geq c_{0j}\}}$ and the reduced form error

$$e_{jt} = \varepsilon_j(X_{jt}, U_{jt}) + \sigma_j(X_{jt}, U_{jt})\epsilon_{jt}. \quad (2.2)$$

The noise term e_{jt} has a complex structure, influenced by both the latent variable and by the heterogeneous volatility of the observations. This intricate structure, combined with the temporal and cross-sectional dependencies of the noise, makes the inference process particularly challenging.

A few remarks are in order. First, we have $\mathbb{E}(e_{jt}|X_{jt}) = 0$ and the conditional expectation of the observed outcome given X_{jt} is $\mathbb{E}(Y_{jt}|X_{jt}) = \tilde{h}_j(X_{jt}) + \tilde{\tau}_j(X_{jt})\mathbf{1}_{\{X_{jt} \geq c_{0j}\}}$. Second, in Section G.2 we show the possibilities of extending our model to add more covariates and incorporating fixed effects. Third, (X_{jt}, U_{jt}) can be lagged variables. For example, in our application on modeling stock volatility (Section 5.1), $X_{jt} = Y_{j(t-1)}$, functions $h_j(\cdot, \cdot)$, $\tau_j(\cdot, \cdot)$ and $\sigma_j(\cdot, \cdot)$ represent baseline effect, the jump effect and the volatility function, respectively. The U_{jt} are unobserved risk factors or variables we exclude in the nonparametric regression. Modeling U_{jt} is important in this circumstance as the volatility of a single stock is most likely affected by other risk factors such as news events or unobserved market factors.

This paper aims to explore methods for conducting simultaneous inference on threshold effect estimators in a large N and large T setup. In particular, we allow $N \gg T$. Our focus is on the threshold effect, starting with the case where the threshold value c_{0j} is known and then extending the analysis to the unknown case in Subsections 2.3 and 3.3.

Assuming that X_{jt} is a continuous random variable, the jump effects can be identified as a “gap” in the conditional expectations and their derivatives at the thresholds. Let $\mu_j(x) := \mathbb{E}(Y_{jt}|X_{jt} = x)$ and $\mu_j(c_{0j}-) = \lim_{x \uparrow c_{0j}} \mu_j(x)$ and $\mu_j(c_{0j}+) = \lim_{x \downarrow c_{0j}} \mu_j(x)$. Consider $\partial_+ \mu_j(\cdot)$ (resp. $\partial_- \mu_j(\cdot)$) as the right (resp. left) derivative of function $\mu_j(\cdot)$. The threshold effect for the individual j is defined as

$$\gamma_j = \mu_j(c_{0j}+) - \mu_j(c_{0j}-), \quad (2.3)$$

$$\gamma_j^{[1]} = \partial_+ \mu_j(c_{0j}) - \partial_- \mu_j(c_{0j}). \quad (2.4)$$

Due to continuity of function $h_j(\cdot, \cdot)$ and $\tau_j(\cdot, \cdot)$, we have $\gamma_j = \tilde{\tau}_j(c_{0j})$, $\gamma_j^{[1]} = \tilde{\tau}'_j(c_{0j})$. ($\tilde{\tau}'_j(\cdot)$ denotes the derivative of $\tilde{\tau}_j(\cdot)$.)

2.2 Hypotheses and Estimators

In this section, we introduce the hypotheses and estimators. We would like to conduct simultaneous inferences on γ_j and $\gamma_j^{[1]}$ for $j \in [N]$. The importance of studying individual/group-specific threshold effects is discussed in Zimmert and Lechner (2019).

First, we are interested in testing the existence of the threshold effects (γ_j or $\gamma_j^{[1]}$). The null and alternative hypotheses are defined as follows:

$$H_0^{(1)} : \gamma_j = 0 \forall j \in [N], \quad \text{and} \quad H_a^{(1)} : \gamma_j \neq 0 \text{ for some } j \in [N]. \quad (2.5)$$

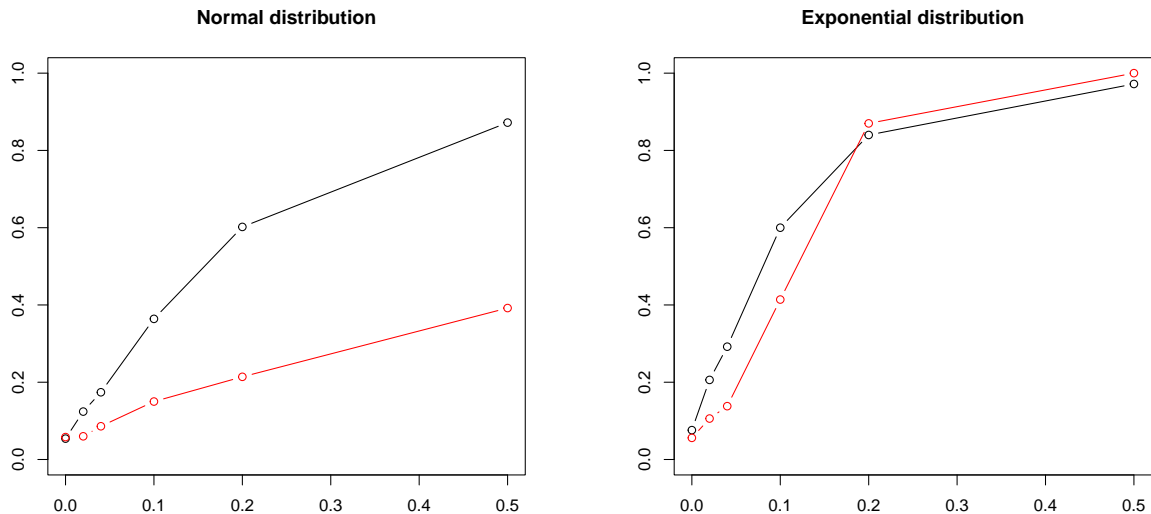


Figure 1: Empirical power comparison between our uniform testing procedure (black) for the existence of threshold effects and the test based on the pooled linear threshold model (red) at 5% significance level for different proportions of non-zero coefficients (γ_j) on the x -axis. The non-zero γ_j s are drawn from a standard normal distribution (left panel) and an exponential distribution (right panel). The true process is linear, $f_j(x) = 0.2x$ (for details see DGP7 in Section E of the supplement.)

The motivation for considering such a test is crucial. In Figure 1, we present a simple comparison with the pooled threshold test in the literature, for example in Fong et al. (2017). It is clear that the conventional pooled tests exhibit very low power due to signal cancellation, with performance only comparable in cases of strictly positive signals.

When N is large, assuming homogeneous threshold effects γ_j across all j is restrictive, and inferences based on this assumption can be misleading if the threshold effects are heterogeneous. Therefore, it is important to test for heterogeneous threshold effects. In this case, the null and alternative hypotheses are:

$$H_0^{(2)} : \gamma_j = \gamma_0 \text{ for some } \gamma_0, \forall j \in [N],$$

and $H_a^{(2)} : \text{there is no constant } \gamma_0 \text{ such that } \gamma_j = \gamma_0, \forall j \in [N].$

We can similarly define $H_0^{(1)[1]}$ and $H_0^{(2)[1]}$ for the existence and homogeneity tests of the derivative, respectively. Rejecting of $H_0^{(2)}$ suggests the presence of heterogeneous threshold effects. Moreover, providing simultaneous confidence intervals for the threshold effects is also tempting. If we would like to study the asymptotics of $\hat{\gamma} = (\hat{\gamma}_1, \dots, \hat{\gamma}_N)^\top$, the standard central limit theorem may fail due to the high dimensionality N . One of the key theoretical contributions is to provide a general framework for making uniform inferences on heterogeneous threshold effects.

To estimate γ_j , we need to estimate both $\mu_j(c_{0j+})$ and $\mu_j(c_{0j-})$. To this aim, it is natural to adopt local linear estimators, see for example Fan (2018). Denote the estimators:

$$(\hat{\mu}_j(c_{0j+}), \partial_+ \hat{\mu}_j(c_{0j})) = \operatorname{argmin}_{\beta_{j,0}, \beta_{j,1}} \sum_{t=1}^T (Y_{jt} - \beta_{j,0} - \beta_{j,1} X_{jt})^2 K_{jt} \mathbf{1}_{\{X_{jt} \geq c_{0j}\}}, \quad (2.6)$$

$$(\hat{\mu}_j(c_{0j-}), \partial_- \hat{\mu}_j(c_{0j})) = \operatorname{argmin}_{\beta_{j,0}, \beta_{j,1}} \sum_{t=1}^T (Y_{jt} - \beta_{j,0} - \beta_{j,1} X_{jt})^2 K_{jt} \mathbf{1}_{\{X_{jt} < c_{0j}\}}, \quad (2.7)$$

where $K_{jt} := K((X_{jt} - c_{0j})/b_j)$, b_j is a bandwidth parameter, and $K(\cdot)$ is a kernel function.

For $l = 0, 1, 2$, define the weights as

$$w_{j,b}^+(u, v) = \frac{K((v-u)/b_j)[S_{j2,b}^+(u) - (v-u)S_{j1,b}^+(u)]}{S_{j2}^+(u)S_{j0}^+(u) - S_{j1,b}^{+2}(u)} \mathbf{1}_{\{v \geq u\}}, \quad (2.8)$$

$$w_{j,b}^{+[1]}(u, v) = \frac{K((v-u)/b_j)[S_{j1,b}^+(u) - (v-u)S_{j0,b}^+(u)]}{-S_{j2}^+(u)S_{j0}^+(u) + S_{j1,b}^{+2}(u)} \mathbf{1}_{\{v \geq u\}}. \quad (2.9)$$

where

$$S_{jl,b}^+(u) = \sum_{t=1}^T (X_{jt} - u)^l K((X_{jt} - u)/b_j) \mathbf{1}_{\{X_{jt} \geq u\}}, \quad (2.10)$$

and $w_{j,b}^-(u, v)$ (resp. $S_{jl,b}^-(u)$, $w_{j,b}^{-[1]}(u, v)$) is the same as $w_{j,b}^+(u, v)$ (resp. $S_{jl,b}^+(u)$, $w_{j,b}^{+[1]}(u, v)$) with $+$ and \geq therein replaced by $-$ and $<$, respectively.

We can thus evaluate the threshold effect near the cut-off point and define our local linear estimator of the average threshold effect for individual/group j as

$$\hat{\mu}_j(c_{0j+}) = \sum_{t=1}^T w_{jt,b}^+ Y_{jt} \quad \text{and} \quad \partial_+ \hat{\mu}_j(c_{0j}) = \sum_{t=1}^T w_{jt,b}^{+[1]} Y_{jt}, \quad (2.11)$$

where the weights take the following form $w_{jt,b}^+ = w_{j,b}^+(c_{0j}, X_{jt})$ and $w_{jt,b}^- = w_{j,b}^-(c_{0j}, X_{jt})$.

Thus we have,

$$\hat{\gamma}_j = \sum_{t=1}^T w_{jt,b}^+ Y_{jt} - \sum_{t=1}^T w_{jt,b}^- Y_{jt} \quad \text{and} \quad \hat{\gamma}_j^{[1]} = \sum_{t=1}^T w_{jt,b}^{+[1]} Y_{jt} - \sum_{t=1}^T w_{jt,b}^{-[1]} Y_{jt}.$$

We shall focus on $\hat{\gamma}_j$ from now on, and the algorithms and theorems concerning the statistical properties of $\hat{\gamma}_j^{[1]}$ are developed in Section A.5 in the Appendix.

Under $H_0^{(1)} : \gamma_j = 0$ for all $j \in [N]$, we are exclusively testing for the overall significance of threshold effects. Since the functions $\tilde{h}_j(\cdot)$ and $\tilde{\tau}_j(\cdot)$ are continuous, by (2.1), the difference between our estimator and the parameter can be approximately expressed in terms of a weighted average of the error sequence,

$$\hat{\gamma}_j \approx \gamma_j + \sum_{t=1}^T (w_{jt,b}^+ e_{jt} - w_{jt,b}^- e_{jt}), \quad (2.12)$$

where e_{jt} is the composite error in (2.1). Under $H_0^{(1)}$, one would expect $|\hat{\gamma}_j|$ to be small for all $j \in [N]$. This motivates us to consider the test statistic

$$\mathcal{I} = \max_{1 \leq j \leq N} (Tb_j)^{1/2} |\hat{\gamma}_j / v_j|, \quad (2.13)$$

where

$$v_j^2 = v_j^2(c_{0j}) = (Tb_j) \sum_{t=1}^T (w_{jt,b}^+ - w_{jt,b}^-)^2 \text{Var}(e_{jt} | X_{jt}) \quad (2.14)$$

is the conditional variance of $(Tb_j)^{1/2} \hat{\gamma}_j$ for standardization purposes. For now, we assume v_j^2 is given, in general, it is unknown and has to be replaced by its estimate. We discuss a consistent estimator of v_j^2 in Subsection 2.4. Under the assumptions in Section 3, it can be shown that all asymptotic results based on v_j^2 remain valid when it is replaced by the consistent estimate \hat{v}_j^2 .

Similarly, under $H_0^{(2)}$, one would expect $|\hat{\gamma}_j - \bar{\gamma}|$ to be small for all $j \in [N]$, where $\bar{\gamma} = \frac{1}{N} \sum_{j=1}^N \hat{\gamma}_j$. This motivates us to consider the test statistic

$$\mathcal{Q} = \max_{1 \leq j \leq N} (Tb_j)^{1/2} |\hat{\gamma}_j - \bar{\gamma}| / \tilde{v}_j, \quad (2.15)$$

where $\tilde{v}_j^2 = (1 - 1/N)^2 v_j^2 + \sum_{i \neq j}^N v_i^2 / N^2$. For practical implementation, we introduce a feasible version of \mathcal{Q} in Algorithm SA-2 in Section D of the Supplementary Material.

2.3 The Unknown Threshold Case

It shall be noted that in case the breakpoints c_{0j} 's are not known, we shall develop an algorithm to estimate them. We therefore generalize our methodology to estimate unknown breakpoints that vary over j . To this end, we search over a grid $[c_1, c_2, \dots, c_K]$ for each individual $j \in [N]$. Let

$$w_{jt,b}(c_i) = w_{j,b}^+(c_i, X_{jt}) - w_{j,b}^-(c_i, X_{jt}) \quad \text{and} \quad \hat{\gamma}_j(c_i) = \sum_{t=1}^T w_{jt,b}(c_i) Y_{jt}. \quad (2.16)$$

Further, let $v_j^2(c_i) = (Tb_j) \sum_{t=1}^T w_{jt,b}^2(c_i) \text{Var}(e_{jt}|X_{jt})$ and define

$$\mathcal{I}^C = \max_{1 \leq i \leq K} \max_{1 \leq j \leq N} (Tb_j)^{1/2} |\hat{\gamma}_j(c_i)/v_j(c_i)|. \quad (2.17)$$

We propose to estimate c_{0j} by $\hat{c}_j := \arg \max_{1 \leq i \leq K} (Tb_j)^{1/2} |\hat{\gamma}_j(c_i)/\hat{v}_j(c_i)|$ for $j \in [N]$, where $\hat{v}_j(c_i)$ is a consistent estimator of $v_j(c_i)$ which will be introduced in Algorithm SA-3 in Section D of the Supplementary Material.

2.4 Test Procedure

In this subsection, we present the steps of the test procedures. To proceed, we begin by discussing the estimation of the error variance $\sigma_{e,j}^2$ of e_{jt} when c_{0j} 's are known.

1. Recall the definition of $\hat{\gamma}_j$ as in Equation (2.12). Regress $Y_{jt} - \hat{\gamma}_j \mathbf{1}_{\{X_{jt} \geq c_{0j}\}}$ on X_{jt} using the local linear method with kernel $K(\cdot)$ and bandwidth b_j .
2. Calculate the regression residuals \hat{e}_{jt} .
3. Estimate $\sigma_{e,j}^2$ by

$$\hat{\sigma}_{e,j}^2 = \frac{\sum_{t=1}^T \mathbf{1}_{\{|X_{jt} - c_{0j}| \leq b_j\}} \hat{e}_{jt}^2}{\sum_{t=1}^T \mathbf{1}_{\{|X_{jt} - c_{0j}| \leq b_j\}}}. \quad (2.18)$$

The estimator $\hat{\sigma}_{e,j}^2$ is used to form \hat{v}_j^2 in the Algorithms 1 and SA-2 in the case of known c_{0j} , which are applied to conduct simultaneous tests for $H_0^{(1)}$ and $H_0^{(2)}$. These algorithms are supported by the theoretical GA results in Section 3 and Section A in Supplementary Material. The following Algorithm 1 is for testing $H_0^{(1)}$.

Furthermore, Algorithm SA-2 in Section D in the Supplementary Material is used for testing the homogeneity hypothesis $H_0^{(2)}$. For the case where the threshold is unknown, the

Algorithm 1 Testing for existence of jumps in conditional means (in slope): i.e., $\gamma_j = 0$ ($\gamma_j^{[1]} = 0$) for all j .

- 1: **for** $j = 1, \dots, N$ **do**
 - 2: Estimate γ_j for each group/individual j using equation (2.12).
 - 3: Estimate the variance v_j^2 of $(Tb_j^3)^{1/2}\hat{\gamma}_j$ by $\hat{v}_j^2 = Tb_j \sum_{t=1}^T (w_{jt,b}^+ - w_{jt,b}^-)^2 \hat{\sigma}_{e,j}^2$ ($\hat{v}_j^{2[1]} = Tb_j^3 \sum_{t=1}^T (w_{jt,b}^{+[1]} - w_{jt,b}^{-[1]})^2 \hat{\sigma}_{e,j}^2$), where $\hat{\sigma}_{e,j}^2$ is a consistent estimator for the error variance using the observations close to the threshold c_{0j} as in (2.18).
 - 4: **end for**
 - 5: Calculate the feasible test statistic $\hat{\mathcal{I}} := \max_{1 \leq j \leq N} (Tb_j)^{1/2} |\hat{\gamma}_j| / \hat{v}_j$ ($\hat{\mathcal{I}}^{[1]} := \max_{1 \leq j \leq N} (Tb_j^3)^{1/2} |\hat{\gamma}_j^{[1]}| / \hat{v}_j^{[1]}$).
 - 6: Reject the null hypothesis if $\hat{\mathcal{I}} > q_\alpha$ ($\hat{\mathcal{I}}^{[1]} > q_\alpha$), where q_α is the $(1 - \alpha)$ quantile of the Gaussian random variable $\max_{1 \leq j \leq N} |Z_j|$ with Z_j 's being independent standard normal variables.
-

corresponding algorithm is detailed in Algorithm SA-3 in the same Section. Note that $\hat{\mathcal{I}}$ in Algorithm 1 (resp. $\hat{\mathcal{Q}}$ in Algorithm SA-2, $\hat{\mathcal{I}}^C$ in Algorithm SA-3) is a feasible version of \mathcal{I} (resp. \mathcal{Q} , \mathcal{I}^C). In Section 3, we will study the asymptotic properties of $\hat{\mathcal{I}}$, $\hat{\mathcal{Q}}$ and $\hat{\mathcal{I}}^C$.

Given the well-documented cross-sectional and serial dependence in high dimensional data, it is crucial to develop tests that account for both types of dependence. It is surprising that, according to the above algorithm, q_α can be obtained by simulating only i.i.d. Gaussian random variables, without considering the complicated dependency structure of e_{jt} . Recall from (2.1), we see that the reduced-form error e_{jt} inherits nontrivial dependency structure in ϵ_{jt} . However, this dependence does not affect the calculation of critical values, even in the case of fairly strong cross-sectional dependence (e.g., a factor structure). This is mainly due to the localized nature of our kernel-type estimators $\hat{\gamma}_j$'s in our test statistic. In fact, we can show that under some mild conditions, as long as the joint density of X_{it} and X_{jt} is not degenerate for any (i, j) pair (see Assumption 3.3 in Section 3), the covariance terms between $\hat{\gamma}_i$ and $\hat{\gamma}_j$ will be of lower order compared to the variance terms, $O(1/T)$. For a more detailed discussion on the key intuition on the impact of the dependence structure in a simplified setting, we refer to Section G.1 of the Supplementary Material. For a

discussion on the issue of bandwidth selection, we refer to Remark 4 in Section A.2 in the Supplementary Material.

3 Main Theorems

In this section, we present our main results, with a particular focus on Theorem 3.1, which provide Gaussian approximation results that determine the critical values for testing the existence of threshold effects. Theorem 3.2 extends the result to unknown threshold case and Theorem 3.3 shows the consistency of the estimated threshold locations. Theorem A.1 shows GA for testing homogeneity. Theorems A.2 and A.4 derive the consistency of variance to ensure the validity of our test statistics. Theorem A.3 analyzes the power of the tests for both the threshold effects and homogeneity. Results regarding the derivative cases are presented in Subsection A.5.

3.1 Assumptions

In this subsection, we state the assumptions for the asymptotic analyses in Section 3.1 and Section A.1 in the Supplementary Material. First of all, we will pose a general spatial and temporal dependence assumption on the data generating processes. As for the covariate variable X_{jt} and the confounding variable $U_{jt} \in \mathbb{R}^d$, we assume that they take the form

$$X_{jt} = H_j(e_t, e_{t-1}, \dots) \quad \text{and} \quad U_{jt} = \tilde{H}_j(X_{jt}, \tilde{e}_t), \quad (3.1)$$

where $\tilde{H}_j = (\tilde{H}_{j1}, \dots, \tilde{H}_{jd})^\top$, $\{\tilde{H}_{ji}\}_{j \in [N], i \in [d]}$ and $\{H_j\}_{j \in [N]}$ are functions so that X_{jt} and U_{jt} are well defined. For $t \in \mathbb{Z}$, $e_t \in \mathbb{R}$ denote i.i.d. innovations, and $\tilde{e}_t \in \mathbb{R}^{\bar{d}}$ are i.i.d.

random vectors with some constant $\tilde{d} > 0$, independent of $\{e_t\}_{t \in \mathbb{Z}}$. Denote

$$\mathcal{F}_t = (e_t, e_{t-1}, \dots) \quad \text{and} \quad \tilde{\mathcal{F}}_t = (\tilde{e}_t, \tilde{e}_{t-1}, \dots). \quad (3.2)$$

For the innovation part $\epsilon_t = (\epsilon_{t1}, \dots, \epsilon_{tN})^\top$ as in (1.1), the dependence among $\epsilon_t := (\epsilon_{1t}, \dots, \epsilon_{Nt})^\top$ is allowed to be strong (e.g., with a factor structure) along the cross-sectional dimension and it has to be weak along the time dimension, as we only exploit the sample size in the time series dimension for the estimation of heterogeneous threshold effects. Specifically, we assume that ϵ_t follows an MA(∞) process as follows:

$$\epsilon_t = \sum_{k \geq 0} A_k \eta_{t-k}, \quad (3.3)$$

where $\eta_t = (\eta_{1t}, \dots, \eta_{\tilde{N}t})^\top \in \mathbb{R}^{\tilde{N}}$, $t \in \mathbb{Z}$, are i.i.d. random vectors with zero mean and identity covariance matrix $I_{\tilde{N}}$, and $A_k \in \mathbb{R}^{N \times \tilde{N}}$ are real-valued matrices with $\tilde{N} \leq cN$ for some constant $c > 0$. In particular, we allow $\tilde{N} = N$ so that the A_k 's become square matrices. We assume that $\{e_t, \tilde{e}_t\}_{t \in \mathbb{Z}}$ are independent of $\{\eta_t\}_{t \in \mathbb{Z}}$.

REMARK 1. (Dependence between X_{jt} and U_{jt} .) Note that Equation (3.1) is a fairly general setup, where almost all kinds of dependence structures between X_{jt} and U_{jt} can be fulfilled for the following simple reasoning. To see this, take U_{jt} as a scalar random variable as an example. For any two continuous random variables X and U with the conditional cumulative distribution function of U given X as $F_{U|X}(\cdot|X)$. Let $\tilde{e} = F_{U|X}(U|X)$. Then by Lemma F.1 in Appendix F in Rio (2017), \tilde{e} is a uniformly distributed random variable on $[0, 1]$ and is independent of X . Moreover, $U = F_{U|X}^{-1}(\tilde{e}|X)$. \square

Next, we impose some conditions on the elements of η_t .

Assumption 3.1. (Moment) η_{jt} 's are i.i.d. with zero mean and unit variance across j

and t . Either one of the following two conditions is satisfied:

(i) (Finite moments) For some constant $q > 2$, η_{11} has finite q th moment.

(ii) (Sub-exponential) For some constant $\lambda_0 > 0$, $\eta_1 = (\eta_{11}, \dots, \eta_{\tilde{N}1})^\top$ is sub-exponential with $a_0 := \sup_{|v|_2 \leq \lambda_0} \mathbb{E}(e^{v^\top \eta_1}) < \infty$.

The following assumption imposes some conditions on the temporal dependence for the processes $(X_{jt})_{t \in \mathbb{Z}}$ and $(\epsilon_{jt})_{t \in \mathbb{Z}}$. Denote \mathcal{C}_j as a set of search values for the time series j containing at least the threshold values c_{0j} . If the true threshold is given, then $\mathcal{C}_j = \{c_{0j}\}$ is a single point in subsections 3.2 and A.3. We will specify \mathcal{C}_j later in the theorems for the unknown case. Let $g_j(\cdot)$ be the density function of X_{jt} . Recall \mathcal{F}_s in (3.2), for $t \geq s + 1$, let $g_{j,t}(x|\mathcal{F}_s) := d\mathbb{P}(X_{jt} \leq x|\mathcal{F}_s)/dx$.

Assumption 3.2. (Dependence) (i) For any $x \in \mathcal{C}_j$, assume $g_{j,t}(x|\mathcal{F}_{t-1})$ has finite p th moment for some $p > 2$. Denote

$$\theta_{k,p} = \left\| \sup_{1 \leq j \leq N, 1 \leq t \leq T, x \in \mathcal{C}_j} |g_{j,t}(x|\mathcal{F}_{t-1}) - g_{j,t}(x|\mathcal{F}_{t-1, \{t-1-k\}})| \right\|_p.$$

Assume $\sup_{m \geq 0} m^\alpha \sum_{k \geq m} \theta_{k,p} < \infty$ for some $\alpha > 0$.

(ii) For some $C > 0$ and $\beta > 0$, we have $\max_{1 \leq j \leq N} \sum_{k \geq m} |A_{k,j\cdot}|_2 \leq C(m \vee 1)^{-\beta}$, where $m \geq 0$ and $A_{k,j\cdot} \in \mathbb{R}^{\tilde{N}}$ is the j th row of matrix A_k .

Assumption 3.2 (i)-(ii) essentially assumes weak temporal dependence for the processes $(X_{jt})_{t \in \mathbb{Z}}$ and $(\epsilon_{jt})_{t \in \mathbb{Z}}$ for any $j \in [N]$. We allow strong cross-sectional dependence over the j dimension. We shall also note that β indicates the strength of the dependency structure of the error processes.

Furthermore, let $g_{j_1, j_2}(\cdot, \cdot|\mathcal{F}_{t-1})$ be the conditional joint density of $X_{j_1 t}$ and $X_{j_2 t}$ given \mathcal{F}_{t-1} . Finally, the following assumption imposes a condition on $g_{j_1, j_2}(\cdot, \cdot|\mathcal{F}_{t-1})$.

Assumption 3.3. (*Joint density*) There is no perfect or asymptotically perfect collinearity in $X_{j_1 t}$ and $X_{j_2 t}$ for any $j_1 \neq j_2$. The conditional densities $g_{j_1, j_2}(x_1, x_2 | \mathcal{F}_{t-1})$ are uniformly upper bounded, that is, $\max_{1 \leq j_1, j_2 \leq N} \sup_{x_1, x_2 \in \mathbb{R}} |g_{j_1, j_2}(x_1, x_2 | \mathcal{F}_{t-1})| < \infty$.

Let

$$\bar{b} = \max_{1 \leq j \leq N} b_j \quad \text{and} \quad \underline{b} = \min_{1 \leq j \leq N} b_j. \quad (3.4)$$

Assumptions SA-1-SA-3 in Section A.1 in the Supplementary Material are concerning standard assumptions on boundedness, smoothness and kernel functions involved.

3.2 Gaussian Approximation Results

If the true threshold is given, then $\mathcal{C}_j = \{c_{0j}\}$ is a single point in Subsections 3.2 and A.3. We first consider the GA result for \mathcal{I} defined in (2.13). Define $d_j = (Tb_j)^{1/2} \gamma_j / v_j$ and $\underline{d} = (d_1, d_2, \dots, d_N)^\top$. Further define Z as a centered Gaussian random vector with identity covariance matrix. Under the null $H_0^{(1)}$, the bias term \underline{d} becomes a zero vector. The following theorem states that the infeasible statistic \mathcal{I} can be approximated well by the maximum of Gaussian random variables. Denote

$$\Delta = \log^{7/6}(NT)(\underline{b}T)^{-1/6} + \log^{1/2}(N)T^{1/2}\bar{b}^{5/2} + T^{-(\alpha p) \wedge (p/2-1)} + \bar{b}^{1/3} \log^{2/3}(N).$$

Define $\mathcal{R}_{NT} = \Delta + (\underline{b}T^{1-2/q})^{-1/3} \log(NT) + \log(NT)N^{1/q}T^{-\beta}$ under Assumption 3.1(i), and $\mathcal{R}_{NT} = \Delta + \log(NT)T^{-\beta}$ under Assumption 3.1(ii).

Theorem 3.1 (Gaussian Approximation 1). *Let Assumptions 3.1-3.3 and SA-1-SA-3 hold.*

Then we have

$$\sup_{u \in \mathbb{R}} |\mathbb{P}(\mathcal{I} \leq u) - \mathbb{P}(|Z + \underline{d}|_\infty \leq u)| \lesssim \mathcal{R}_{NT}. \quad (3.5)$$

Now we list the related rate requirement on T , \bar{b} and N under different moment conditions. Under Assumption 3.1(i), if $T\bar{b}^5\log(N) \rightarrow 0$, $\underline{b}^{-1}T^{2/q-1}\log^3(NT) \rightarrow 0$ and $\log(NT)N^{1/q}T^{-\beta} \rightarrow 0$, then $\Delta \rightarrow 0$ and $\mathcal{R}_{NT} \rightarrow 0$. Under Assumption 3.1(ii), if $T\bar{b}^5\log(N) \rightarrow 0$, $(T\underline{b})^{-1}\log^7(NT) \rightarrow 0$, $\bar{b}\log^3(N) \rightarrow 0$ and $\log(NT)T^{-\beta} \rightarrow 0$, then $\Delta \rightarrow 0$ and $\mathcal{R}_{NT} \rightarrow 0$.

Theorem 3.1 lays down the foundation for testing the null hypothesis $H_0^{(1)}$. The proof of Theorem 3.1 is technically challenging and involved for two reasons. First, we allow for both temporal and cross-sectional dependence among $\{(X_{jt}, \epsilon_{jt})\}$. Second, the latent variable U_{jt} makes the error term e_{jt} in (2.1) highly complex. Such complicated structure makes it impossible to apply any existing GA results or their proof strategies directly. In Section B.1.1 of the online supplement, we outline the main idea used in the proof of the above theorem, highlighting that the key step is proving the GA result in Lemma B.1. We note that the term $\log^{7/6}(NT)(\underline{b}T)^{-1/6} + \log^{1/2}(N)T^{1/2}\bar{b}^{5/2}$ arises from extending the original GA results in Chernozhukov et al. (2017a). The term $\log(NT)N^{1/q}T^{-\beta}$ is due to the temporal dependence and the moment condition of the innovation term η_{jt} . The term $\bar{b}^{1/3}\log^{2/3}(N)$ results from the covariance approximation and Gaussian comparison. Here we adopt maximum based test statistic, extending to other type of statistic can also be considered, see for example the statistics in Fan et al. (2015) and Giessing and Fan (2020).

Next, we consider the GA result for \mathcal{Q} defined in (2.15). Note that

$$\begin{aligned} \mathcal{Q} &= \max_{1 \leq j \leq N} (Tb_j)^{1/2} \left| \sum_{t=1}^T \left((w_{jt,b}^+ - w_{jt,b}^-) Y_{jt} - \sum_{j=1}^N (w_{jt,b}^+ - w_{jt,b}^-) Y_{jt}/N \right) \right| / \tilde{v}_j \\ &\approx \max_{1 \leq j \leq N} \left| (Tb_j)^{1/2} \sum_{t=1}^T \left((w_{jt,b}^+ - w_{jt,b}^-) e_{jt} - \sum_{j=1}^N (w_{jt,b}^+ - w_{jt,b}^-) e_{jt}/N \right) \right| / \tilde{v}_j + \tilde{d}_j, \end{aligned} \quad (3.6)$$

where $\tilde{d}_j = (Tb_j)^{1/2}(\gamma_j - \frac{1}{N} \sum_{i=1}^N \gamma_i) / \tilde{v}_j$. The approximation is valid due to the smoothness

of $\tilde{h}_j(\cdot)$ and $\tilde{\tau}_j(\cdot)$, the remainder is addressed in Subsection C.3. Let $\tilde{\underline{d}} = (\tilde{d}_1, \tilde{d}_2, \dots, \tilde{d}_N)^\top$. We deliver the GA results for \mathcal{Q} in Supplementary Material A.2 and the proofs in Section B.2. Furthermore, the theoretical results regarding the derivative are given in Section A.5 and the proofs in Section B.7. In addition, in Section A.3, we establish the validity of the test statistics when variance estimators are utilized.

The most interesting finding is that in the GA result (3.5), neither temporal nor cross-sectional dependencies appear in $|Z + \underline{d}|_\infty$, despite allowing strong cross-sectional dependence for the underlying data generating process $X_{jt}, U_{jt}, \epsilon_{jt}$ within \mathcal{I} . The theoretical intuition behind this result is that local smoothing effectively whitens the noise. In practice, this observation suggests that, when the Assumption 3.3 hold for cross-sectional dependence, the correlation in the estimated statistics can be safely ignored, requiring only adjustments for heteroskedasticity.

3.3 Theoretical Results for the Unknown Threshold Case

In this section, we present theoretical results in the case of unknown thresholds. For simplicity of notation, we define \mathcal{C}_j as the unified interval $\mathcal{C}_j = [c_{\min}, c_{\max}]$, where c_{\min} and c_{\max} are constants in \mathbb{R} . The theorem still holds even when \mathcal{C}_j differs for different j . Recall that $[c_1, \dots, c_K]$ is the grid we search over. Let $c_1 = c_{\min}$ and $c_K = c_{\max}$. As our statistics aggregate over different threshold grids, the problem becomes more demanding. Let $\Delta_{c, \min} = \min_{1 \leq i \leq K-1} |c_{i+1} - c_i|$ and $\Delta_{c, \max} = \max_{1 \leq i \leq K-1} |c_{i+1} - c_i|$.

Recall $w_{jt,b}(c_i)$ in (2.16) and define $\gamma_j(c_i) = \sum_{t=1}^T w_{jt,b}(c_i) \gamma_j$. Let

$$d_{jK} = (\gamma_j(c_1)/v_j(c_1), \dots, \gamma_j(c_K)/v_j(c_K))^\top$$

and $\underline{d}^C = (d_{1K}^\top, d_{2K}^\top, \dots, d_{NK}^\top)^\top$. Define $Z^C = (Z_1^{C^\top}, \dots, Z_N^{C^\top})^\top$ as an NK -vector of mean

zero Gaussian distributed random vector with covariance matrix Σ^C specified below. For each $j \in [N]$ and $1 \leq i_1, i_2 \leq K$, the covariance between the i_1 - and i_2 -th elements of Z_j^C is given by

$$\text{Cov}(Z_{j,i_1}^C, Z_{j,i_2}^C) = (v_j(c_{i_1})v_j(c_{i_2}))^{-1}(Tb_j) \sum_{t=1}^T w_{j,t,b}(c_{i_1})w_{j,t,b}(c_{i_2})\text{Var}(e_{jt}|X_{jt}).$$

$Z_{j_1}^C$ and $Z_{j_2}^C$ are independent for $j_1 \neq j_2$, so that the matrix Σ^C is block diagonal. Note that \underline{d}^C denotes a bias term which is a zero vector under the null hypothesis. In addition, when $2 \max_{1 \leq j \leq N} b_j < \Delta_{c,\min}$, one can ensure the matrix to be diagonal. The following theorem establishes the asymptotic property of our test statistics with unknown thresholds.

Theorem 3.2. *(Gaussian Approximation) Suppose that Assumptions 3.1-3.3 and SA-1-SA-3 hold. Suppose that $\Delta_{c,\max} \rightarrow 0$. Then*

$$\sup_{u \in \mathbb{R}} |\mathbb{P}(\mathcal{I}^C \leq u) - \mathbb{P}(|Z^C + \underline{d}^C|_\infty \leq u)| \lesssim \mathcal{R}_{(NK)T}, \quad (3.7)$$

where $\mathcal{R}_{(NK)T}$ is \mathcal{R}_{NT} in Theorem 3.1 with N replaced by NK .

The proof of the above theorem is a generalization of Theorem 3.1 with a different variance-covariance structure. It should be noted that the conclusion of the above theorem follows the same pattern as Theorem 3.1, except that N is replaced with NK . The following theorem provides the theoretical support for the consistency of the threshold estimator. Note that we only focus on the location j where γ_j does not equal to 0, and we require those breaks to be significant.

Theorem 3.3 (Consistency of the estimation of thresholds). *Suppose that Assumptions 3.1-3.3 and SA-1-SA-3 hold. Assume $\min_{1 \leq j \leq N: \gamma_j \neq 0} (Tb_j)^{1/2} |\gamma_j| \gg 1$ and $\Delta_{c,\max} \rightarrow 0$.*

Suppose $c_{0j} \in \{c_i, 1 \leq i \leq K\}$, then

$$\max_{1 \leq j \leq N, \gamma_j \neq 0} \gamma_j^2 |\hat{c}_j - c_{0j}| = O_{\mathbb{P}}((\log N)/T). \quad (3.8)$$

If the true break c_{0j} does not fall in the grid, then the difference is controlled by $\max\{\Delta_{c, \max}, \log(N)/(T\gamma_j^2)\}$. Under the assumption of a minimum break signal, we can achieve consistency in detecting the break. The rate is expected to depend on both the signal strength γ_j and the available sample size T . Note that the precision of threshold estimation is not affected by the bandwidth b_j . This rate is in line with the high-dimensional changepoint literature, see for example Theorem 2 in Li et al. (2024).

To further evaluate the feasibility of the test statistic $\hat{\mathcal{I}}^C$, we will also examine the consistency of the variance estimator $\hat{\sigma}_{e,j}^2(c_i)$ defined in Section A.4 of the Supplementary Material. Estimating the variance in the presence of an unknown threshold requires additional caution, particularly when accounting for jumps, see Section D. We will consider a truncation operation to eliminate the contamination from jumps. The consistency of the estimator will be established in a similar manner. For completeness, we provide Theorems A.4 and A.5 in Section A.4 of the Supplementary Material as counterparts to Theorems A.2 and A.3, specifically addressing the case with an unknown threshold.

4 Monte Carlo Simulations

In this section, we analyze the finite sample performance of our GA results. In particular, we study the size and power of our uniform testing procedures in different settings. The data generating processes (DGPs) 1-7 are presented in Section E in Supplementary Materials.

4.1 Simulation Results

Throughout the study, we use a local linear estimator with a uniform kernel and select the bandwidth according to the procedure described in Calonico et al. (2014). We consider three significance levels, namely, $\alpha = 0.1$, 0.05, and 0.01. The results are based on 1000 Monte Carlo iterations. All tables and figures are presented in Section E in Supplementary Materials.

The results of simultaneous jump effects testing for DGP1–DGP3 are displayed in Table A1. First, the empirical size closely matches the nominal size across all N values and for large T in all DGPs. For DGP3, we observe slightly oversized when $N = 10$ which may be caused by the presence of heteroskedasticity in comparison with results with DGP2. Overall, these simulation results confirm our theoretical findings in Theorem 3.1. In particular, it shows that the test procedure, which is based on critical values neglecting the dependence in the covariance structure, has fairly accurate size control even in the case of strong cross-sectional dependence in the innovations. Second, the local power properties of the test are reasonably well for all DGPs under investigation, and the power increases as either N or T increases. This result confirms that our testing procedure is well-suited to detect sparse alternatives.

In addition, we achieve comparable simulation performance in terms of size and power results for the test of *homogeneity* of the threshold effects in Table A2. The results confirm our Gaussian approximation result in Theorem A.1. For robustness, we also consider three additional settings with even stronger cross-sectional dependence for DGP4–6 in Table A3. The results show that size and power are indeed robust to strong cross-sectional dependence. Furthermore, Table A4 demonstrates that detecting the existence of jump effects simultaneously across cross-sectional dimensions in the case of unknown thresholds has size

and power properties as good as in the known threshold case, confirming our theoretical results from Theorem 3.2. We additionally show the good finite sample performance for the estimation accuracy of the threshold location estimator in Table A5, providing Monte Carlo evidence supporting the consistency result of the threshold in Theorem 3.3.

For comparison, one direct method is the sup-Wald or sup-likelihood ratio test from the pooled threshold regression literature, neither of which accounts for nonlinearity or heterogeneity (see, for example, Andrews (1993), Hansen (2000) and Fong et al. (2017)). Notably, recent studies, such as Barassi et al. (2023), propose linear models with heterogeneous threshold effects in panel settings. However, they do not provide uniform testing methods. To facilitate comparison, we firstly restrict ourself to linear threshold model DGP7. And under the alternative we sample a fraction of coefficients γ_j from a standard normal distribution. As shown in Table A6, our method has similar performance as the sup-Wald type statistic under the null hypothesis, while it has much better power under the alternative. See also Figure 1 in Section 2. The reasons for this are twofold. First, our uniform testing procedure is robust towards settings with sparse signal, in which a pooled test suffers from dilution of signals. And second, our uniform testing procedure does not have the problem of signal cancellation in case the signals for different j 's have opposite signs and cancel each other out. As a second comparison, we consider the nonparametric pooled test statistic under DGP3. Again, we draw the non-zero threshold coefficients from a standard normal. Such a setup without accounting for parameter heterogeneity is covered such as in Spokoiny (1998), Yang and Song (2014) and Chiou et al. (2018). As shown in Table A7, similar to the linear case, our method works with better power. The above superior performance is mainly due to the sparsity of the signal under the alternative hypothesis. In addition, our method has better power even for dense alternative comparing

to the pooled type test statistic when there might exist signal cancellation as illustrated in Figure 1.

We also consider the test of existence of a threshold effect in the derivative under DGP1–3, to achieve similar size and power performance, oversmoothing is needed, as shown in Table A8.

5 Empirical Applications

In this section, we apply our testing procedure to two empirical applications. First, we study possible jumps in the news impact curve for constituents of the S&P 500. As a second application, we study the impact of the incumbency effect in U.S. House elections.

5.1 Application I: Jumps in the News Impact Curve

In this application, we revisit the news impact curve introduced by Engle and Ng (1993). In particular, we want to identify possible jumps in the relationship between news events in the form of past returns on the volatility of stocks. The application serves as an illustration of our uniform testing procedure when the threshold c_{0j} is unknown. Originally proposed in the context of autoregressive volatility models (e.g., ARCH), Engle and Ng (1993) and Linton and Mammen (2005) consider partially nonparametric specifications for the news impact curve which are able to capture possible asymmetries. A limitation of these specifications is the restriction to continuous functions. However, Zakoian (1994) and Fornari and Mele (1997) advocate for (parametric) GARCH specifications that allow for discontinuities in the way past returns impact volatility. We therefore want to investigate this issue by testing for the presence of jumps.

In our model setup, the dependent variable Y_{jt} is the Garman-Klass volatility of stock

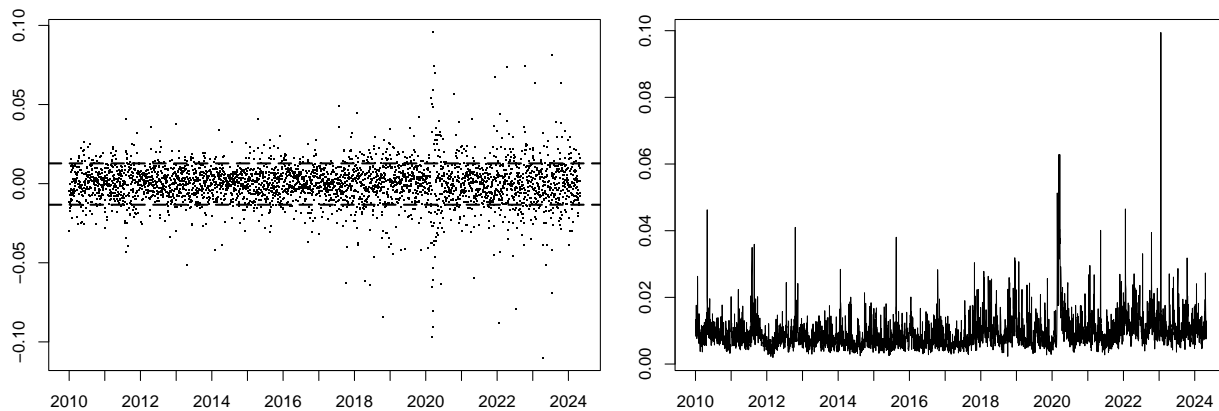


Figure 2: Time series for daily stock returns (left panel) and daily volatility (right panel) for AT&T. The dashed lines in the left panel indicate the 10% and 90% quantiles of the return distribution.

j at time t , and X_{jt} is the lagged stock return. We want to test the null hypothesis $H_0^{(1)} : \gamma_i = 0$ for all $i \in [N]$ and all c_{0j} , versus the alternative $H_a^{(1)} : \gamma_i \neq 0$ for some i and some c_{0j} . Our testing procedure is robust to the presence of unobserved risk factors, U_{jt} , which are more than likely to occur in our application. Our data includes the daily stock returns and volatility data of the S&P 500 constituents from January 2010 to May 2024, which we obtained from Kaggle ². Therefore we have a fairly high-dimensional setting with $N = 500$ and T_j is the number of days of stock j being a member of the stock index. See Figure 2 for a visualization of the time series of returns and volatility for the stock of AT&T. As candidates for the threshold location, we consider $c_i \in \{-0.01, -0.005, 0, 0.005, 0.01\}$.

The main findings are summarized in Table A9. We find significant results for 11 out of the 500 stocks we consider. For stocks with significant threshold effects, the locations of the estimated thresholds vary, and none of the significant threshold effects occur precisely at zero. This contradicts the rationale of the sign-switching ARCH model of Fornari and Mele (1997), which models a jump effect based on the sign of the lagged returns, and thus expects a significant threshold effect at zero. For $c_i = -0.01$, we get significant negative effects at the 1% level for five stocks, including Allstate Corporation and American

²<https://www.kaggle.com/datasets/andrewmvd/sp-500-stocks>.

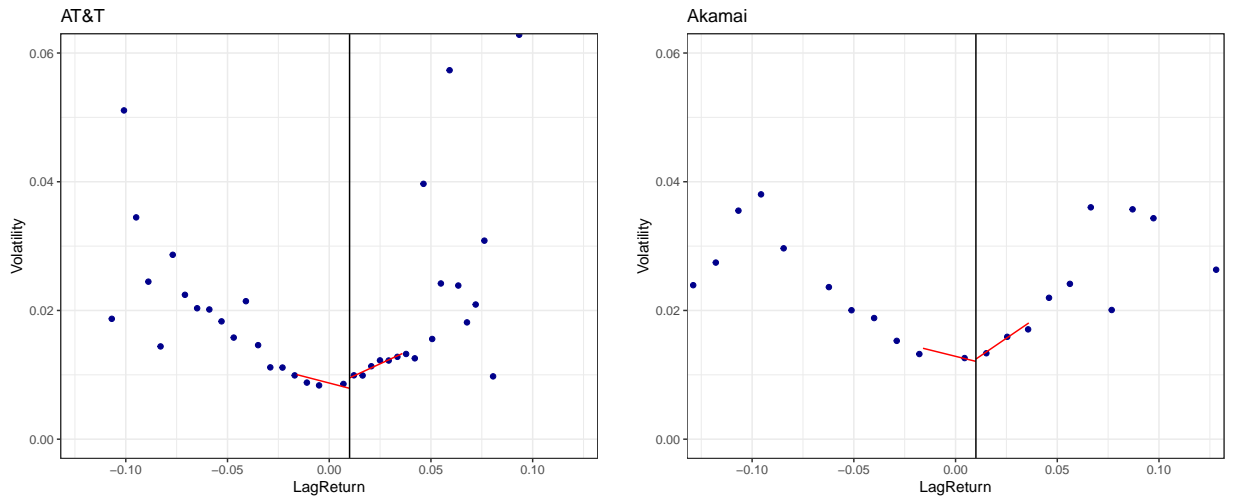


Figure 3: Local linear fit of a significant threshold effect for AT&T (left panel) and an insignificant effect for Akamai (right panel).

Express. On the other hand, we obtain significant positive effects for the $c_i = 0.01$ threshold for four stocks, e.g. AT&T and McKesson. These results reaffirm the findings of Chen and Ghysels (2011), who find that both bad and good news have an increasing effect on volatility. Additionally, we get another negatively significant coefficient at the -0.005 threshold location and another positively significant coefficient at $c_i = 0.005$. Overall, we get evidence for the presence of jump effects in the news impact curve. Figure 3 shows a visualization of the significant positive threshold effect for AT&T at $c_i = 0.01$, and as a comparison we show the fit for Akamai for which we did not find a significant effect at any threshold location.

Furthermore, we are interested in studying the predictive advantage of our method compared to a baseline model without jumps. The baseline model can be written as $Y_{jt} = \tilde{h}_j(X_{jt}) + e_{jt}$, where $\tilde{h}_j(\cdot)$ and e_{jt} are defined in (2.1). For this purpose, we split the data into two parts, with training data from 2010–2019 and test data from 2020–2024. We restrict our analysis to the stocks identified in Table A9 with significant threshold effects at 1% level. The mean squared error of prediction is lower for all but one of the 11 stocks

we consider. The same is true if we restrict our analysis to these observations close to the respective threshold, c_{0j} . We conclude that including threshold effects can slightly improve the predictive accuracy with a median gain of 1.6% in predictive power.

5.2 Application II: Party Incumbency Effects on U.S. House Elections

In the second application, we are interested in estimating the advantage a candidate has in the U.S. House elections when the seat is currently occupied by the party of the candidate³. This is called the party incumbency effect. We follow the research design of Lee (2008). See Caughey and Sekhon (2011) for an analysis of more recent elections. The dependent variable Y_{jt} is the democratic two-party vote share in year j in district t . The covariate X_{jt} is the difference in the two-party vote share in the previous election. Since the winner of the election is determined by the 0 threshold, our model setup is appropriate. We want to test the one-sided null hypothesis $H_0^{(1)} : \gamma_i < 0$ for all $i \in [N]$, versus the alternative hypothesis $H_a^{(1)} : \gamma_i \geq 0$ for some i . Unlike Lee (2008) who pools the data together to estimate a single incumbency effect, we conduct a separate analysis for different election years and also a separate analysis for different states by interchanging the roles of j and t and allowing for possible heterogeneity of incumbency effects along either the j or t dimension. In addition, it is easy to see our theories extend to the unbalanced data in which case we can use T_j to denote the number of observations associated with individual/group j .

First, we are interested in the election year-specific effects. The election year-specific results are reported in Table A10 in Appendix F.2. Our analysis covers 13 election years,

³We use the data provided by the MIT Election Data and Science Lab (2017). The data include the vote shares of all candidates in the elections for the US House of Representatives from 1976–2020. Due to redistricting at the start of each decade, we have to exclude years ending with a ‘0’ or ‘2’.

so $N = 13$ and T_j is equal to the number of districts included in the sample of the respective election year/group. For each j , the number of effective observations is given by the number of non-zero weights in the local linear estimation, which depends on the bandwidth parameters b_j 's which are chosen as in the simulation section. Table A10 reports the results for the effect estimate ($\hat{\gamma}_j$), the standard error ($(T_j b_j)^{-1/2} \hat{v}_j$), the individual test statistic ($(T_j b_j)^{1/2} \hat{\gamma}_j / \hat{v}_j$), the number of observations T_j (Obs) and the number of effective observations (Eobs) as well. We find five years with significant effects at the 1% level and one year which is significant at the 5% level by using the simulated critical value for $\hat{\mathcal{L}}$. Since we are interested in the maximum of the test statistics in our uniform testing procedure, the null hypothesis of no effect ($H_0^{(1)}$) can be rejected at the 1% level. We can observe that the estimated incumbency effect is stronger in the period from 1978 to 1998, while in the most recent elections the effect is insignificant. However, the sign of the estimated coefficients is positive for all election years. We also run the test for the homogeneity of incumbency effects ($H_0^{(2)}$) over the 13 election years, see Table A11. We rely on the median ($\hat{\gamma}_{0.5}$) as a more robust estimator of the average effect across election years. The test statistic is given by $\hat{Q} = 3.011$, which implies that we can reject the null hypothesis of homogeneous effects at a 5% level.

Now, we are interested in the state-specific effects. We restrict our attention to states with a sufficient number of elections held in the sample. We choose a threshold of 50 elections. This gives us $N = 29$ states in our analysis, and T_j now denotes the number of elections included for the j th state. We argue that this setting constitutes a fairly high-dimensional setting since the effective number of observations is smaller than N for a fairly large proportion of the states. The results are reported in Table A12. Consistent with the previous results, almost all of the estimated coefficients are positive. By using the critical

values for the simultaneous tests, we find significant effects for six states, for Missouri at 1% level, and for California, Iowa, Virginia, Alabama and South Carolina at 5%. Again, we can reject the null hypothesis of no jump effect for our uniform testing procedure at a 1% level. The significant states tend to belong to those with the largest number of observations. However, for the other two largest states, New York and Texas, the estimated effect is rather small and far from being significant. The incumbency effect seems to be stronger in some states compared to others. See Figure F.4 in the Supplement. for a visualization of the estimated threshold effects for the states of California and Pennsylvania. We also run the test for the homogeneity of incumbency effects ($H_0^{(2)}$) over the 29 states. The results are displayed in Table A13 and the test statistic is given by $\hat{Q} = 3.011$, which implies that we can reject the null hypothesis of homogeneous effects at the 5% level. We find heterogeneity in the effects across election periods and states.

6 Conclusion

This paper focuses on the estimation and inference of heterogeneous threshold effects in nonparametric high-dimensional data, accounting for both cross-sectional and time dependencies in the covariates and error terms. We propose a test to assess the significance of the threshold effect and another to evaluate whether the threshold effects are homogeneous across individuals or groups. Additionally, we introduce a consistent method for estimating unknown threshold locations. Our tests are based on high-dimensional Gaussian approximation results. Despite the complexity of the underlying dependency structures, we show that the variance-covariance structure of the threshold effect estimators has a simple analytical expression under general dependence conditions. Unlike changepoint analysis in time series, our approach considers a setup involving latent variables, leading to a signifi-

cantly different development of the GA results. Simulations demonstrate significant power enhancement compared to the existing literature under various settings.

REFERENCES

- Andrews, D. W. (1993). Tests for parameter instability and structural change with unknown change point. *Econometrica: Journal of the Econometric Society*, pages 821–856.
- Barassi, M., Karavias, Y., and Zhu, C. (2023). Threshold regression in heterogeneous panel data with interactive fixed effects. *arXiv preprint arXiv:2308.04057*.
- Burkholder, D. L. (1988). Sharp inequalities for martingales and stochastic integrals. *Astérisque*, 157(158):75–94.
- Calonico, S., Cattaneo, M. D., and Titiunik, R. (2014). Robust nonparametric confidence intervals for regression-discontinuity designs. *Econometrica*, 82(6):2295–2326.
- Cao, Y., Xie, Y., and Gebraeel, N. (2018). Multi-sensor slope change detection. *Annals of Operations Research*, 263:163–189.
- Caughey, D. and Sekhon, J. S. (2011). Elections and the regression discontinuity design: Lessons from close us house races, 1942–2008. *Political Analysis*, 19(4):385–408.
- Chan, K. S., Petrucci, J. D., Tong, H., and Woolford, S. W. (1985). A multiple-threshold AR(1) model. *Journal of Applied Probability*, 22(2):267–279.
- Chen, L., Wang, W., and Wu, W. B. (2022). Inference of breakpoints in high-dimensional time series. *Journal of the American Statistical Association*, 117(540):1951–1963.
- Chen, L. and Wu, W. B. (2018). Testing for trends in high-dimensional time series. *Journal of the American Statistical Association*.

- Chen, X. and Ghysels, E. (2011). News—good or bad—and its impact on volatility predictions over multiple horizons. *The Review of Financial Studies*, 24(1):46–81.
- Chernozhukov, V., Chetverikov, D., and Kato, K. (2015). Comparison and anti-concentration bounds for maxima of gaussian random vectors. *Probability Theory and Related Fields*, 162(1-2):47–70.
- Chernozhukov, V., Chetverikov, D., and Kato, K. (2017a). Central limit theorems and bootstrap in high dimensions. *The Annals of Probability*, 45(4):2309–2352.
- Chernozhukov, V., Chetverikov, D., and Kato, K. (2017b). Central limit theorems and bootstrap in high dimensions. *The Annals of Probability*, 45(4):2309–2352.
- Chernozhukov, V., Chetverikov, D., and Kato, K. (2019). Inference on causal and structural parameters using many moment inequalities. *The Review of Economic Studies*, 86(5):1867–1900.
- Chiou, Y.-Y., Chen, M.-Y., and Chen, J.-e. (2018). Nonparametric regression with multiple thresholds: Estimation and inference. *Journal of Econometrics*, 206(2):472–514.
- Cho, H. and Fryzlewicz, P. (2015). Multiple-change-point detection for high dimensional time series via sparsified binary segmentation. *Journal of the Royal Statistical Society Series B: Statistical Methodology*, 77(2):475–507.
- Cho, H., Kley, T., and Li, H. (2024). Detection and inference of changes in high-dimensional linear regression with non-sparse structures. *arXiv preprint arXiv:2402.06915*.
- Duffy, J. A., Mavroeidis, S., and Wycherley, S. (2023). Stationarity with occasionally binding constraints. *arXiv preprint arXiv:2307.06190*.
- Engle, R. F. and Ng, V. K. (1993). Measuring and testing the impact of news on volatility. *The Journal of Finance*, 48(5):1749–1778.

- Fan, J. (2018). *Local polynomial modelling and its applications: monographs on statistics and applied probability 66*. Routledge.
- Fan, J., Liao, Y., and Yao, J. (2015). Power enhancement in high-dimensional cross-sectional tests. *Econometrica*, 83(4):1497–1541.
- Fan, J. and Yao, Q. (2003). *Nonlinear time series: nonparametric and parametric methods*, volume 20. Springer.
- Fong, Y., Huang, Y., Gilbert, P. B., and Permar, S. R. (2017). chngpt: Threshold regression model estimation and inference. *BMC bioinformatics*, 18:1–7.
- Fornari, F. and Mele, A. (1997). Sign-and volatility-switching arch models: theory and applications to international stock markets. *Journal of Applied Econometrics*, 12(1):49–65.
- Freedman, D. A. (1975). On tail probabilities for martingales. *The Annals of Probability*, 3(1):100–118.
- Freeman, H. A., Ehui, S. K., and Jabbar, M. A. (1998). Credit constraints and smallholder dairy production in the east african highlands: application of a switching regression model. *Agricultural Economics*, 19(1-2):33–44.
- Gao, J., Peng, B., Wu, W. B., and Yan, Y. (2024). Time-varying multivariate causal processes. *Journal of Econometrics*, 240(1):105671.
- Giessing, A. and Fan, J. (2020). Bootstrapping l_p -statistics in high dimensions. *arXiv preprint arXiv:2006.13099*.
- Hansen, B. E. (2000). Sample splitting and threshold estimation. *Econometrica*, 68(3):575–603.
- Karmakar, S., Richter, S., and Wu, W. B. (2022). Simultaneous inference for time-varying models. *Journal of Econometrics*, 227(2):408–428.

- Lee, D. S. (2008). Randomized experiments from non-random selection in us house elections. *Journal of Econometrics*, 142(2):675–697.
- Lee, S., Seo, M. H., and Shin, Y. (2011). Testing for threshold effects in regression models. *Journal of the American Statistical Association*, 106(493):220–231.
- Lee, S., Seo, M. H., and Shin, Y. (2016). The LASSO for high dimensional regression with a possible change point. *Journal of the Royal Statistical Society Series B: Statistical Methodology*, 78(1):193–210.
- Li, D., Qian, J., and Su, L. (2016). Panel data models with interactive fixed effects and multiple structural breaks. *Journal of the American Statistical Association*, 111(516):1804–1819.
- Li, J., Chen, L., Kim, K. H., and Zhou, T. (2022). Simultaneous inference of a partially linear model in time series. *arXiv preprint arXiv:2212.10359*.
- Li, J., Chen, L., Wang, W., and Wu, W. B. (2024). l_2 inference for change points in high-dimensional time series via a two-way mosum. *The Annals of Statistics*, 52(2):602–627.
- Li, Q. and Racine, J. S. (2007). *Nonparametric econometrics: theory and practice*. Princeton University Press.
- Linton, O. and Mammen, E. (2005). Estimating semiparametric ARCH(∞) models by kernel smoothing methods. *Econometrica*, 73(3):771–836.
- Manner, H., Stark, F., and Wied, D. (2019). Testing for structural breaks in factor copula models. *Journal of Econometrics*, 208(2):324–345.
- Massacci, D. and Trapani, L. (2022). High dimensional threshold regression with common stochastic trends. *Available at SSRN 4133488*.
- Miao, K., Li, K., and Su, L. (2020a). Panel threshold models with interactive fixed effects. *Journal of Econometrics*, 219(1):137–170.

- Miao, K., Su, L., and Wang, W. (2020b). Panel threshold regressions with latent group structures. *Journal of Econometrics*, 214(2):451–481.
- MIT Election Data and Science Lab (2017). U.S. House 1976–2020.
- Müller, H.-G. and Stadtmüller, U. (1999). Discontinuous versus smooth regression. *The Annals of Statistics*, 27(1):299–337.
- Nazarov, F. (2003). On the maximal perimeter of a convex set in \mathbb{R}^n with respect to a Gaussian measure. In *Geometric aspects of functional analysis*, volume 1807 of *Lecture Notes in Math.*, pages 169–187. Springer, Berlin.
- Pastor, R. and Guallar, E. (1998). Use of two-segmented logistic regression to estimate change-points in epidemiologic studies. *American Journal of Epidemiology*, 148(7):631–642.
- Pesaran, M. H. and Yamagata, T. (2008). Testing slope homogeneity in large panels. *Journal of Econometrics*, 142(1):50–93.
- Phillips, P. C. and Sul, D. (2003). Dynamic panel estimation and homogeneity testing under cross section dependence. *The Econometrics Journal*, 6(1):217–259.
- Qiu, P. (1998). Discontinuous regression surfaces fitting. *The Annals of Statistics*, 26(6):2218–2245.
- Rinaldo, A., Wang, D., Wen, Q., Willett, R., and Yu, Y. (2021). Localizing changes in high-dimensional regression models. In *International Conference on Artificial Intelligence and Statistics*, pages 2089–2097. PMLR.
- Rio, E. (2009). Moment inequalities for sums of dependent random variables under projective conditions. *Journal of Theoretical Probability*, 22(1):146–163.
- Rio, E. (2017). *Asymptotic theory of weakly dependent random processes*, volume 80. Springer.

- Spokoiny, V. G. (1998). Estimation of a function with discontinuities via local polynomial fit with an adaptive window choice. *The Annals of Statistics*, 26(4):1356–1378.
- Su, L. and Chen, Q. (2013). Testing homogeneity in panel data models with interactive fixed effects. *Econometric Theory*, 29(6):1079–1135.
- Su, L. and Ju, G. (2018). Identifying latent grouped patterns in panel data models with interactive fixed effects. *Journal of Econometrics*, 206(2):554–573.
- Su, L., Shi, Z., and Phillips, P. C. (2016). Identifying latent structures in panel data. *Econometrica*, 84(6):2215–2264.
- Wang, D., Zhao, Z., Lin, K. Z., and Willett, R. (2021). Statistically and computationally efficient change point localization in regression settings. *Journal of Machine Learning Research*, 22(248):1–46.
- Yang, Y. and Song, Q. (2014). Jump detection in time series nonparametric regression models: a polynomial spline approach. *Annals of the Institute of Statistical Mathematics*, 66:325–344.
- Zakoian, J.-M. (1994). Threshold heteroskedastic models. *Journal of Economic Dynamics and control*, 18(5):931–955.
- Zhang, D. and Wu, W. B. (2017). Gaussian approximation for high dimensional time series. *The Annals of Statistics*, 45(5):1895–1919.
- Zhang, T. and Wu, W. B. (2012). Inference of time-varying regression models. *The Annals of Statistics*, 40(3):1376–1402.
- Zimmert, M. and Lechner, M. (2019). Nonparametric estimation of causal heterogeneity under high-dimensional confounding. *arXiv preprint arXiv:1908.08779*.

SUPPLEMENTARY MATERIALS

Contents

1	Introduction	2
2	Model Setup and Test Procedure	6
2.1	Model Setup	6
2.2	Hypotheses and Estimators	8
2.3	The Unknown Threshold Case	12
2.4	Test Procedure	13
3	Main Theorems	15
3.1	Assumptions	15
3.2	Gaussian Approximation Results	18
3.3	Theoretical Results for the Unknown Threshold Case	20
4	Monte Carlo Simulations	22
4.1	Simulation Results	23
5	Empirical Applications	25
5.1	Application I: Jumps in the News Impact Curve	25
5.2	Application II: Party Incumbency Effects on U.S. House Elections	28
6	Conclusion	30
A	Additional Main Theorems	39
A.1	Additional Assumptions	39
A.2	A Homogeneity Test	40
A.3	Asymptotic Validity of the Feasible Testing Procedures	41
A.4	Theorems for the Unknown Threshold Case	42
A.5	Theorems on Derivatives	42

B	Proofs of the Main Results in the Paper	44
B.1	Proof of Theorem 3.1	44
B.1.1	Outline of the Proof of Theorem 3.1	44
B.1.2	A Lemma on Gaussian Approximation	45
B.1.3	Main Steps of Proof of Theorem 3.1	46
B.2	Proof of Theorem A.1	50
B.3	Proof of Theorems A.2-A.3	53
B.4	Proof of Theorem 3.2	54
B.5	Proof of Theorem 3.3	55
B.6	Proofs for the Unknown Threshold Case	57
B.7	Proofs for the Derivatives	58
C	Proofs of the Technical Lemmas in Appendix B	62
C.1	Proofs of Lemma B.1 in Section B.1.1	62
C.2	Proofs of Lemmas in Section B.1.3	68
C.3	Proofs of the Technical Lemmas in Section B.2	72
D	Additional Algorithms	78
E	Additional Simulation Settings and Results	79
E.1	Data Generating Processes	79
E.2	Additional Simulation Results	80
F	Empirical Applications	87
F.1	Application I: Jumps in the News Impact Curve	87
F.2	Application II: Party Incumbency Effects on U.S. House Elections	88
G	Additional Remarks	92
G.1	Key Intuition on the Dependence Structure	92
G.2	Remarks on Additional Covariates and Fixed Effects	94
G.3	Details on the Comparison	94

A Additional Main Theorems

A.1 Additional Assumptions

Assumption SA-1. (*Boundedness*) For each $j \in [N]$, $\varepsilon_j(\cdot, \cdot)$ is a bounded function.

Due to the construction of $\varepsilon_j(\cdot, \cdot)$ in (2.2), if functions $h_j(\cdot, \cdot)$ and $\tau_j(\cdot, \cdot)$ are both bounded, then the above assumption naturally holds. The next assumption imposes some smoothness conditions.

As in model (2.1), denote

$$f_j(x) = \tilde{h}_j(x) + \tilde{\tau}_j(x)\mathbf{1}_{\{x \geq c_{0j}\}} - \tilde{\tau}_j(c_{0j}). \quad (\text{SA-1})$$

Assumption SA-2. (*Smoothness*) (i) The density functions $g_j(\cdot)$ of X_{jt} are lower bounded on \mathcal{C}_j , that is for any $x \in \mathcal{C}_j$, assume $\min_{1 \leq j \leq N} g_j(x) \geq c$ for some constant $c > 0$. The conditional densities $g_{j,t}(\cdot | \mathcal{F}_s)$ satisfy that $\max_{j,t} |g_{j,t}(\cdot | \mathcal{F}_{t-1})| = O(1)$ and that

$$\max_{1 \leq j \leq N, 1 \leq t \leq T} \sup_{x \in \mathcal{C}_j} \sup_{|y-x| \leq b_j} |g_{j,t}(y | \mathcal{F}_{t-1}) - g_{j,t}(x | \mathcal{F}_{t-1})| = O(\bar{b}).$$

(ii) For all $j \in [N]$, assume that for any $x \in \mathcal{C}_j$, function $f_j(\cdot)$ satisfies

$$f_j(y) = \begin{cases} f_j(x) + \partial_+ f_j(x)(y-x) + O((y-x)^2) & \text{if } y \in [x, x+b_j], \\ f_j(x) + \partial_- f_j(x)(y-x) + O((y-x)^2) & \text{if } y \in [x-b_j, x], \end{cases}$$

where $\partial_+ f_j(x)$ (resp. $\partial_- f_j(x)$) is the right (resp. left) derivative of function $f_j(\cdot)$ at point x , and the constants in $O(\cdot)$ are independent of j, b_j .

(iii) The standard deviation functions $\sigma_j(\cdot, \cdot)$ satisfy $\inf_{u \in \mathbb{R}, x \in \mathcal{C}_j} \sigma_j(x, u) > 0$ with

$$\max_{1 \leq j \leq N} \sup_{u \in \mathbb{R}, x \in \mathcal{C}_j, |y-x| \leq b_j} |\sigma_j(y, u)/\sigma_j(x, u) - 1| = 1 + O(\bar{b}).$$

REMARK 2. Assumption SA-2 (i) imposes a lower bound condition for the density functions $g_j(\cdot)$. Condition (ii) imposes some smoothness conditions of the mean function $f_j(\cdot)$. Note that we do not require $f_j(\cdot)$ to be differentiable at point x ; it suffices for $f_j(\cdot)$ to have bounded left and right second derivatives near x . Assumption (iii) is for the smoothness of the variance function $\sigma_j^2(\cdot, \cdot)$. If $\sigma_j(x, u)$ has bounded partial left and right derivatives with respect to x , for any $x \in \mathcal{C}_j$ uniformly over u , then assumption (iii) is fulfilled. Note that we do not assume the left and right derivatives of $f_j(\cdot)$ to be the same, meaning the slope around the threshold can differ. To be general, we do not impose any differentiability

assumptions on $\tilde{h}_j(\cdot)$ and $\tilde{\tau}_j(\cdot)$. □

The following assumption imposes some regularity conditions on the kernel function and bandwidth parameter.

Assumption SA-3. (*Kernel and bandwidth*) (i) The kernel function $K(\cdot)$ is nonnegative and has bounded support $[-1, 1]$. Also assume $|K|_\infty < \infty, |K'|_\infty < \infty$ and $\int_{-1}^1 K(x)dx = 1$, where K' denotes the first derivative of K . For $l = 0, 1, 2$, denote $K_l^+ = \int_0^1 x^l K(x)dx$ and $K_l^- = \int_{-1}^0 x^l K(x)dx$. Assume

$$1 < \frac{K_2^+ K_0^+}{K_1^{+2}}, \frac{K_2^- K_0^-}{K_1^{-2}} \leq c \tag{SA-2}$$

for some constant $c > 1$.

(ii) As $(N, T) \rightarrow \infty$, assume $\bar{b} \rightarrow 0$ and $\underline{b}T/\log(NT) \rightarrow \infty$. Additionally, assume that $b \asymp \underline{b} \asymp \bar{b}$.

REMARK 3. Assumption SA-3(i)-(ii) imposes certain conditions on the kernel function $K(\cdot)$ and bandwidth parameters b_j 's, respectively. If one chooses b_j to be the same across j , Assumption SA-3(ii) reduces to the standard conditions on the bandwidth parameter in local linear kernel estimation with one-dimensional covariate. □

A.2 A Homogeneity Test

Theorem A.1 (Gaussian Approximation 2). *Suppose that Assumptions 3.1-3.3 and SA-1-SA-3 hold. Then we have*

$$\sup_{u \in \mathbb{R}} \left| \mathbb{P}(\mathcal{Q} \leq u) - \mathbb{P}(|Z + \tilde{d}|_\infty \leq u) \right| \lesssim \mathcal{R}_{NT}. \tag{SA-3}$$

Theorem A.1 establishes the foundation for testing the null hypothesis $H_0^{(2)}$. Its proof cannot directly follow from Theorem 3.1 due to the introduction of the additional averaging term of Y_{jt} which might not be of smaller order. However, the steps can be simplified by imposing weak cross-sectional dependence, as the additional averaging term would then be of higher order under this assumption.

REMARK 4. (Allowance of N and T and bandwidth selection) The relative rate of N and T is determined by the moment assumptions on the error η_{11} (Assumption 3.1) and the temporal dependence (Assumption 3.2). When we assume exponential moment conditions (i.e., Assumption 3.1 (ii)), N can be of exponential order of T . Specifically, if we assume

that $b \propto T^{-c}$ with $c > 1/5$, then $\mathcal{R}_{NT} \rightarrow 0$ when $\log N \propto T^r$, where $0 < r < (1 - c)/7 \wedge (5c - 1) \wedge \beta \wedge c/3$. When we assume finite moment conditions (i.e., Assumption 3.1 (i)), we require N to be of polynomial order of T . If we assume that $b \propto T^{-c}$ with $c \in (1/5, 1 - q/2)$, then $\mathcal{R}_{NT} \rightarrow 0$ when $N \propto T^{\tilde{r}}$ for $0 < \tilde{r} < \beta q$. To address the bandwidth selection, we can calculate \hat{b}_j for each individual following the procedure of Calonico et al. (2014). Sometimes, it is also recommended to aggregate the bandwidth to avoid the computational burden of estimating the bandwidths for each individual/group. \square

A.3 Asymptotic Validity of the Feasible Testing Procedures

Since \mathcal{I} is infeasible, it has to be replaced by a feasible version $\hat{\mathcal{I}}$ in Algorithm 1, where the variance v_j^2 is substituted with its consistent estimator \hat{v}_j^2 . Let $\sigma_{e,j}^2 = \text{Var}(e_{jt}|X_{jt})$. Recall that $\hat{\sigma}_{e,j}^2$ is defined in (2.18) and \hat{v}_j^2 in Algorithm 1. The following theorem examines their uniform consistency.

Theorem A.2 (Consistency of the variance estimator). *Suppose that Assumptions 3.1- 3.3 and SA-1-SA-3 hold and $N(\underline{b}T)^{-q/4} \rightarrow 0$. Then we have $\max_{j \in [N]} |\hat{\sigma}_{e,j}^2 - \sigma_{e,j}^2| = O_{\mathbb{P}}((\underline{b}T)^{-1/2} \log(N))$ and $\max_{j \in [N]} |\hat{v}_j^2 - v_j^2| = O_{\mathbb{P}}((\underline{b}T)^{-1/2} \log(N))$.*

Theorem A.2 implies that $\hat{\sigma}_{e,j}^2$ and \hat{v}_j^2 are uniformly consistent estimators of $\sigma_{e,j}^2$ and v_j^2 , respectively. Combining the results in Theorems 3.1 and A.2, we observe that the estimation of v_j^2 does not change the accuracy of the GA of $\hat{\mathcal{I}}$ in Algorithm 1 under $H_0^{(1)}$. Analogously, combining the results in Theorems A.1 and A.2, we observe that the feasible version $\hat{\mathcal{Q}}$ of \mathcal{Q} share the same first order limit distribution as $\max_{j \in [N]} |Z_j|$ under $H_0^{(2)}$, where Z_j 's are i.i.d. $N(0, 1)$. As a result, one can obtain analytical critical values from $\max_{j \in [N]} |Z_j|$ for both $\hat{\mathcal{I}}$ and $\hat{\mathcal{Q}}$ and the tests in Algorithms 1 and SA-2 have well-controlled size asymptotically.

Recall that q_α is the $1 - \alpha$ quantile of the maximum Gaussian random variable $\max_{j \in [N]} |Z_j|$ in Algorithm 1. The following theorem studies the asymptotic power properties of the two tests.

Theorem A.3 (Power). *Suppose that Assumptions 3.1-3.3 and SA-1-SA-3 hold. Let $\bar{\gamma} = \sum_{j=1}^N \gamma_j / N$.*

(i) *If $\mathcal{R}_{NT} \rightarrow 0$ in Theorem 3.1 and $\max_{j \in [N]} (Tb_j)^{1/2} |\gamma_j| \gg (\log N)^{1/2}$, then we have $\lim_{(N,T) \rightarrow \infty} \mathbb{P}(\hat{\mathcal{I}} > q_\alpha) = 1$;*

(ii) *If $\mathcal{R}_{NT} \rightarrow 0$ in Theorem A.1 and $\max_{j \in [N]} (Tb_j)^{1/2} |\gamma_j - \bar{\gamma}| \gg (\log N)^{1/2}$, then $\lim_{(N,T) \rightarrow \infty} \mathbb{P}(\hat{\mathcal{Q}} > q_\alpha) = 1$.*

Theorem A.3 implies that the tests based on $\hat{\mathcal{I}}$ and $\hat{\mathcal{Q}}$ and the simulated critical values are consistent against global alternatives and have nontrivial power against local alternatives. Specifically, if $(\log N)^{-1/2} \max_{j \in [N]} (Tb_j)^{1/2} |\gamma_j| \asymp 1$, $\hat{\mathcal{I}}$ has non-trivial local power even though it is not easy to present the explicit local power function and the power of $\hat{\mathcal{I}}$ approaches 1 provided $(\log N)^{-1/2} \max_{j \in [N]} (Tb_j)^{1/2} |\gamma_j| \rightarrow \infty$ as $(N, T) \rightarrow \infty$. Similar remarks apply to $\hat{\mathcal{Q}}$.

A.4 Theorems for the Unknown Threshold Case

Let \hat{e}_{jt} be the residual by regressing Y_{jt} on X_{jt} after a local linear regression with a bandwidth $b^* \ll \underline{b}$. Let $\phi_{\hat{a}}(x) = \min(\hat{a}, |x|)$ with $\hat{a} = c \log^{1/2}(NK)$. Define

$$\hat{\sigma}_{e,j}^2(c_i) = \frac{\sum_{t=1}^T \mathbf{1}_{\{|X_{jt}-c_i| \leq b_j\}} \phi_{\hat{a}}(\hat{e}_{jt}^2)}{\sum_{t=1}^T \mathbf{1}_{\{|X_{jt}-c_i| \leq b_j\}}}. \quad (\text{SA-4})$$

Theorem A.4 (Consistency of the variance estimator). *Suppose that Assumptions 3.1-3.3 and SA-1-SA-3 hold and $N(bT)^{-q/4} \rightarrow 0$. Then we have*

$$\max_{j \in [N]} \max_{1 \leq i \leq K} |\hat{\sigma}_{e,j}^2(c_i) - \sigma_{e,j}^2(c_i)| = O_{\mathbb{P}}(\log^{1/2}(NK) \hat{a} b^* / \bar{b} + \hat{a}^{-p/2+1} + b^{*2}) \text{ and } \max_{j \in [N]} |\hat{v}_j^2 - v_j^2| = O_{\mathbb{P}}(\log^{1/2}(NK) \hat{a} b^* / \bar{b} + \hat{a}^{-p/2+1} + b^{*2}).$$

Theorem A.5 (Consistency of the tests). *Suppose that Assumptions 3.1-3.3 and SA-1-SA-3 hold. Let $\bar{\gamma} = \sum_{j=1}^N \gamma_j / N$.*

(i) *If $\mathcal{R}_{NT} \rightarrow 0$ in Theorem 3.1 and $\max_{j \in [N]} (Tb_j)^{1/2} |\gamma_j| \gg (\log(NK))^{1/2}$, then we have $\lim_{(N,T) \rightarrow \infty} \mathbb{P}(\hat{\mathcal{I}}^c > q_{\alpha}) = 1$.*

A.5 Theorems on Derivatives

In this subsection, we provide regarding derivative estimators. Consider the test statistic

$$\mathcal{I}^{[1]} = \max_{1 \leq j \leq N} (Tb_j^3)^{1/2} |\hat{\gamma}_j^{[1]} / v_j^{[1]}|, \quad (\text{SA-5})$$

where

$$v_j^{[1]2} = v_j^{[1]2}(c_{0j}) = (Tb_j^3) \sum_{t=1}^T (w_{jt,b}^{+[1]} - w_{jt,b}^{-[1]})^2 \text{Var}(e_{jt} | X_{jt}). \quad (\text{SA-6})$$

Define $d_j^{[1]} = (Tb_j^3)^{1/2} \gamma_j^{[1]} / v_j^{[1]}$ and $\underline{d}^{[1]} = (d_1^{[1]}, d_2^{[1]}, \dots, d_N^{[1]})^\top$.

Theorem A.6. *Let Assumptions 3.1-3.3 and SA-1-SA-3 hold. Then we have*

$$\sup_{u \in \mathbb{R}} |\mathbb{P}(\mathcal{I}^{[1]} \leq u) - \mathbb{P}(|Z + \underline{d}^{[1]}|_\infty \leq u)| \lesssim \mathcal{R}_{NT}. \quad (\text{SA-7})$$

Denote $\mathcal{I}^{C[1]}$, $Z^{C[1]}$ and $\underline{d}^{C[1]}$ as the derivative counterparts of $\mathcal{I}^{C[1]}$, Z^C and \underline{d}^C . Let

$$\underline{d}_{jK}^{[1]} = (\gamma_j^{[1]}(c_1)/v_j^{[1]}(c_1), \dots, \gamma_j^{[1]}(c_K)/v_j^{[1]}(c_K))^\top,$$

where $\underline{d}^{C[1]} = (d_{1K}^{[1]\top}, d_{2K}^{[1]\top}, \dots, d_{NK}^{[1]\top})^\top$. Let $\Sigma^{C[1]}$ be the variance covariance matrix of $Z^{C[1]}$. For each $j \in [N]$ and $1 \leq i_1, i_2 \leq K$, the covariance between the i_1 - and i_2 -th elements of $Z_j^{C[1]}$ is given by

$$\text{Cov}(Z_{j,i_1}^{C[1]}, Z_{j,i_2}^{C[1]}) = (v_j(c_{i_1})v_j^{[1]}(c_{i_2}))^{-1} (Tb_j^3) \sum_{t=1}^T w_{jt,b}^{[1]}(c_{i_1})w_{jt,b}^{[1]}(c_{i_2}) \text{Var}(e_{jt}|X_{jt}).$$

$Z_{j_1}^{C[1]}$ and $Z_{j_2}^{C[1]}$ are independent for $j_1 \neq j_2$, so that the matrix $\Sigma^{C[1]}$ is block diagonal.

$$\mathcal{I}^{C[1]} = \max_{1 \leq i \leq K} \max_{1 \leq j \leq N} (Tb_j^3)^{1/2} |\hat{\gamma}_j^{[1]}(c_i)/v_j^{[1]}(c_i)|. \quad (\text{SA-8})$$

Theorem A.7. *(Gaussian Approximation) Suppose that Assumptions 3.1-3.3 and SA-1-SA-3 hold. Suppose that $\Delta_{c,\max} \rightarrow 0$. Then*

$$\sup_{u \in \mathbb{R}} |\mathbb{P}(\mathcal{I}^{C[1]} \leq u) - \mathbb{P}(|Z^C + \underline{d}^{C[1]}|_\infty \leq u)| \lesssim \mathcal{R}_{(NK)T}. \quad (\text{SA-9})$$

Define $\hat{v}_j^{[1]2} = Tb_j^3 \sum_{t=1}^T (w_{jt,b}^{+[1]} - w_{jt,b}^{-[1]})^2 \hat{\sigma}_{e,j}^2$ and $\hat{v}_j^{[1]} = \left(\hat{v}_j^{[1]2} \left(1 - \frac{1}{N}\right)^2 + \frac{1}{N^2} \sum_{i \neq j}^N \hat{v}_i^{[1]2} \right)^{1/2}$.

Theorem A.8 (Consistency of the variance estimator). *Suppose that Assumptions 3.1-3.3 and SA-1-SA-3 hold and $N(\underline{b}T)^{-q/4} \rightarrow 0$. Then we have $\max_{j \in [N]} |\hat{v}_j^{[1]2} - v_j^{[1]2}| = O_{\mathbb{P}}((\underline{b}T)^{-1/2} \log(N))$.*

Denote $\hat{\mathcal{I}}^{[1]}$ and $\hat{\mathcal{Q}}^{[1]}$ as $\mathcal{I}^{[1]}$ and $\mathcal{Q}^{[1]}$ replaced by estimated variance $\hat{v}_j^{[1]2}$ and $\hat{v}_j^{[1]}$.

Theorem A.9 (Power). *Suppose that Assumptions 3.1-3.3 and SA-1-SA-3 hold. Let $\bar{\gamma}^{[1]} = \sum_{j=1}^N \gamma_j^{[1]}/N$.*

(i) *If $\mathcal{R}_{NT} \rightarrow 0$ in Theorem 3.1 and $\max_{j \in [N]} (Tb_j^3)^{1/2} |\gamma_j^{[1]}| \gg (\log N)^{1/2}$, then we have $\lim_{(N,T) \rightarrow \infty} \mathbb{P}(\hat{\mathcal{I}}^{[1]} > q_\alpha) = 1$;*

(ii) *If $\mathcal{R}_{NT} \rightarrow 0$ in Theorem A.1 and $\max_{j \in [N]} (Tb_j^3)^{1/2} |\gamma_j^{[1]} - \bar{\gamma}^{[1]}| \gg (\log N)^{1/2}$, then $\lim_{(N,T) \rightarrow \infty} \mathbb{P}(\hat{\mathcal{Q}}^{[1]} > q_\alpha) = 1$.*

Regarding the unknown threshold case for the derivatives, we expect the algorithms and theorems can be extended in a similar fashion; therefore, we omit the details here. We are aware that the rates of the derivative estimator can be improved by local quartic estimation, see for example Fan (2018).

B Proofs of the Main Results in the Paper

B.1 Proof of Theorem 3.1

In this section, we first outline the main idea for the proof of Theorem 3.1 and present the main lemma for Gaussian approximation. Then we prove Theorems 3.1–A.3 in turn.

B.1.1 Outline of the Proof of Theorem 3.1

For exposition purpose, we outline the main step in the proof of Theorem 3.1. The intuition of proving Theorem A.1 is similar. Define the statistic I_ϵ after canceling the smooth component in the main text,

$$I_\epsilon = \max_{1 \leq j \leq N} (Tb_j)^{1/2} \left| \sum_{t=1}^T (w_{jt,b}^+ - w_{jt,b}^-) [\varepsilon_j(X_{jt}, U_{jt}) + \sigma_j(X_{jt}, U_{jt}) \epsilon_{jt}] + \gamma_j \right| / v_j. \quad (\text{SA-1})$$

By the continuity of $f_j(\cdot)$ in Assumption SA-2 and Lemma B.2 (i) below, we have

$$|\mathcal{I} - I_\epsilon| \leq \max_{1 \leq j \leq N} (Tb_j)^{1/2} \left| \sum_{t=1}^T (w_{jt,b}^+ - w_{jt,b}^-) f_j(X_{jt}) \right| / v_j = O(T^{1/2} \bar{b}^{5/2}). \quad (\text{SA-2})$$

Thus we only need to work with I_ϵ . We prove by an m -lag truncation to facilitate us to construct an m -dependent sequence. Specifically, for some $m > 0$, consider a truncated version of the error term:

$$\epsilon_{t,m} = (\epsilon_{1t,m}, \epsilon_{2t,m}, \dots, \epsilon_{Nt,m})^\top = \sum_{k=0}^{m-1} A_k \eta_{t-k}. \quad (\text{SA-3})$$

Let $I_{\epsilon,m}$ be the m -dependent approximation of I_ϵ , where $I_{\epsilon,m}$ is I_ϵ with ϵ_t therein replaced by $\epsilon_{t,m}$, namely,

$$I_{\epsilon,m} = \max_{1 \leq j \leq N} (Tb_j)^{1/2} \left| \sum_{t=1}^T w_{jt,b} [\varepsilon_j(X_{jt}, U_{jt}) + \sigma_j(X_{jt}, U_{jt}) \epsilon_{jt,m}] + \gamma_j \right| / v_j, \quad (\text{SA-4})$$

where $w_{jt,b} := (w_{jt,b}^+ - w_{jt,b}^-)\mathbf{1}_{\mathcal{A}_T}$ where \mathcal{A}_T is defined in Lemma B.2 (ii) below. For large m , due to the decay of temporal dependence assumption, we expect

$$I_\epsilon \approx I_{\epsilon,m}.$$

Let $Z_{j,m}$'s be normally distributed random variables that are independent across j . Denote the m -dependent Gaussian counterpart as

$$\tilde{I}_{z,m} = \max_{1 \leq j \leq N} \left| Z_{j,m} + \frac{(Tb_j)^{1/2}}{v_j} \gamma_j \right|.$$

Similarly, let I_z (resp. $I_{z,m}$) be I_ϵ (resp. $I_{\epsilon,m}$) with η_t therein replaced by z_t , where $\{z_t\}_{t \in \mathbb{Z}}$ are i.i.d. Gaussian vectors with zero mean and identity covariance matrix. Since $I_{\epsilon,m}$ can be rewritten as the maximum of a sum of independent vectors conditional on X_{jt}, U_{jt} , we can apply the GA theorem from Chernozhukov et al. (2017b) to show the GA for the conditional part. For the remaining part, we need to demonstrate GA again, as detailed in Lemma B.1 below, then we have

$$I_{\epsilon,m} \stackrel{\mathbb{P}}{\approx} I_{z,m}.$$

We complete the proof by showing that the distributions of $I_{z,m}$ and $|Z + \underline{d}|_\infty$ are close, and the continuity of the maximum of a non-centered Gaussian vector. Then the conclusion follows.

B.1.2 A Lemma on Gaussian Approximation

This subsection presents a Gaussian approximation lemma that utilizes a nonstandard technique compared to the existing literature. The lemma specifically focuses on the m -dependent part $I_{\epsilon,m}$ in (SA-4). The difference between $I_{\epsilon,m}$ and I_ϵ is effectively controlled in Lemmas B.7 and B.8 below. Recall that $\mathcal{F}_t = (e_t, e_{t-1}, \dots)$ and $\tilde{\mathcal{F}}_t = (\tilde{e}_t, \tilde{e}_{t-1}, \dots)$.

The non-triviality of the proof of the theorems lies in the fact that the interplay between the two terms in (SA-4):

$$\frac{(Tb_j)^{1/2}}{v_j} \sum_{t=1}^T w_{jt,b} \sigma_j(X_{jt}, U_{jt}) \epsilon_{jt,m} \quad \text{and} \quad \frac{(Tb_j)^{1/2}}{v_j} \sum_{t=1}^T w_{jt,b} \varepsilon_j(X_{jt}, U_{jt})$$

The second term arises from the potential presence of the latent variable U_{jt} . If U_{jt} is

absent, the second term will disappear, allowing time-dependent Gaussian approximation to be applied to the first term. This second term causes the derivation steps to differ from those in the existing literature. Noting that the second term becomes determined when we condition on $\{X_{jt}, U_{jt}\}_{1 \leq t \leq T, 1 \leq j \leq N}$, we will first prove a GA for the first term under this conditioning. Then we shall replace the first term by its Gaussian counterparts $Z_{j,1} = (Tb_j)^{1/2}v_j^{-1} \sum_{t=1}^T \tilde{\xi}_{jt,1}$, where $\tilde{\xi}_{jt,1}$ are i.i.d. normal and independent from \mathcal{F}_t and $\tilde{\mathcal{F}}_t$. Then we can show the GA for the summation of this counterpart and the second term.

The following lemma is the key lemma for Gaussian approximation, whose proof can be found in Section C.1.

Lemma B.1. *Let $T/2 \geq m \rightarrow \infty$.*

(i) *Suppose that the conditions in Theorem 3.1 (i) hold. Then we have*

$$\begin{aligned} & \sup_{u \in \mathbb{R}} \left| \mathbb{P}(I_{\epsilon, m} \leq u) - \mathbb{P}\left(\max_{1 \leq j \leq N} |Z_j + (Tb_j)^{1/2} \gamma_j / v_j| \leq u \right) \right| \\ & \lesssim (\underline{b}T)^{-1/6} \log^{7/6}(NT) + (T^{2/q}/(\underline{b}T))^{1/3} \log(NT) + (\bar{b} + m^{-\beta})^{1/3} \log^{2/3}(N) + T^{-(\alpha p) \wedge (p/2-1)}, \end{aligned}$$

where the constant in \lesssim is independent of N, T .

(ii) *Suppose that the conditions in Theorem 3.1 (ii) hold. Then we have*

$$\begin{aligned} & \sup_{u \in \mathbb{R}} \left| \mathbb{P}(I_{\epsilon, m} \leq u) - \mathbb{P}\left(\max_{1 \leq j \leq N} |Z_j + (Tb_j)^{1/2} \gamma_j / v_j| \leq u \right) \right| \\ & \leq (\underline{b}T)^{-1/6} \log(NT)^{7/6} + (\bar{b} + m^{-\beta})^{1/3} \log^{2/3}(N) + T^{-(\alpha p) \wedge (p/2-1)}, \end{aligned}$$

where the constant in \lesssim is independent of N, T .

B.1.3 Main Steps of Proof of Theorem 3.1

To prove Theorem 3.1, we need the following seven lemmas. See Section C.2 for the proofs of Lemmas B.2, B.7, and B.8. It should be noted that, for simplicity in the exposition of $W_{jt,b}$, we define an event \mathcal{A}_T in Lemma B.2, which occurs with probability $1 - b_T$, where $b_T \rightarrow 0$.

Lemma B.2. *(Properties for weights) Under Assumptions 3.1-3.3 and SA-1-SA-3, the followings hold:*

$$(i) \sum_{t=1}^T w_{jt,b}^+ = \sum_{t=1}^T w_{jt,b}^- = 1 \quad \text{and} \quad \sum_{t=1}^T (X_{jt} - c_{j0}) w_{jt,b}^+ = \sum_{t=1}^T (X_{jt} - c_{j0}) w_{jt,b}^- = 0.$$

(ii) For $l = 0, 1, 2$, on some set \mathcal{A}_T with

$$\mathbb{P}(\mathcal{A}_T) \geq 1 - O(T^{-(\alpha p) \wedge (p/2-1)}) \quad (\text{SA-5})$$

we have

$$\max_{1 \leq j \leq N} |S_{j,l,b}^+ / (Tb_j^{l+1}) - K_l^+ g_j(c_{j0})| \lesssim \sqrt{\log(TN)/(T\underline{b})} + \bar{b}, \quad (\text{SA-6})$$

where the constants in $O(\cdot)$ and \lesssim are independent of N, T, \underline{b} , and \bar{b} . And thus on set \mathcal{A}_T ,

$$\begin{aligned} & \max_{1 \leq j \leq N} \left| w_{j,t,b}^+ - \frac{K((X_{jt} - c_{j0})/b_j) K_2^+ - K_1^+(X_{jt} - c_{j0})/b_j}{g_j(c_{j0})Tb_j} \frac{K_2^+ - K_1^+(X_{jt} - c_{j0})/b_j}{K_2^+ K_0^+ - K_1^{+2}} \mathbf{1}_{\{X_{jt} \geq c_{j0}\}} \right| \\ & \lesssim \sqrt{\log(TN)/(\underline{b}T)^3} + 1/T, \end{aligned} \quad (\text{SA-7})$$

and moreover,

$$\sum_{t=1}^T |w_{j,t,b}^+| = O(1) \quad \text{and} \quad \sum_{t=1}^T |w_{j,t,b}^-| = O(1) \quad (\text{SA-8})$$

uniformly over j .

The following is a high dimensional extension of the concentration inequality in Freedman (1975).

Lemma B.3. (Freedman's inequality) Let \mathcal{A} be an index set with $|\mathcal{A}| < \infty$. For each $a \in \mathcal{A}$, let $\{\xi_{a,i}\}_{i=1}^n$ be a martingale difference sequence with respect to the filtration $\{\mathcal{F}_i\}_{i=1}^n$. Let $M_a = \sum_{i=1}^n \xi_{a,i}$ and $V_a = \sum_{i=1}^n \mathbb{E}[\xi_{a,i}^2 | \mathcal{F}_{i-1}]$. Then for all $z, u, v > 0$

$$\mathbb{P}\left(\max_{a \in \mathcal{A}} |M_a| \geq z\right) \leq \sum_{i=1}^n \mathbb{P}\left(\max_{a \in \mathcal{A}} |\xi_{a,i}| \geq u\right) + 2\mathbb{P}\left(\max_{a \in \mathcal{A}} V_a \geq v\right) + 2|\mathcal{A}|e^{-z^2/(2zu+2v)}.$$

Lemma B.4 (Burkholder (1988), Rio (2009)). Let $q > 1$, $q' = \min\{q, 2\}$. Let $M_T = \sum_{t=1}^T \xi_t$, where $\xi_t \in \mathcal{L}^q$ are martingale differences. Then

$$\|M_T\|_q^{q'} \leq K_q^{q'} \sum_{t=1}^T \|\xi_t\|_q^{q'}, \quad \text{where } K_q = \max((q-1)^{-1}, \sqrt{q-1}).$$

Lemma B.5 (Nazarov (2003)). Let $X = (X_1, X_2, \dots, X_v)^\top$ be a centered Gaussian vector in \mathbb{R}^v . Assume $\mathbb{E}(X_i^2) \geq b$ for some $b > 0$ and all $1 \leq i \leq v$. Then for any $e > 0$ and $d \in \mathbb{R}^v$,

$$\sup_{x \in \mathbb{R}} \mathbb{P}\left(\|X + d\|_\infty - |x| \leq e\right) \leq ce\sqrt{\log(v)}, \quad (\text{SA-9})$$

where c is some constant depending only on b .

The following lemma is Lemma 3 in Chen et al. (2022).

Lemma B.6 (Comparison). *Let $X = (X_1, X_2, \dots, X_v)^\top$ and $Y = (Y_1, Y_2, \dots, Y_v)^\top$ be two centered Gaussian vectors in \mathbb{R}^v and let $d = (d_1, d_2, \dots, d_v)^\top \in \mathbb{R}^v$. We denote $\Delta = \max_{1 \leq i, j \leq v} |\sigma_{i,j}^X - \sigma_{i,j}^Y|$, where we define $\sigma_{i,j}^X = \mathbb{E}(X_i X_j)$ (resp. $\sigma_{i,j}^Y = \mathbb{E}(Y_i Y_j)$). Assume that Y_i s have the same variance $\sigma^2 > 0$. Then we have*

$$\sup_{x \in \mathbb{R}} \left| \mathbb{P}(|X + d|_\infty \leq x) - \mathbb{P}(|Y + d|_\infty \leq x) \right| \lesssim \Delta^{1/3} \log(v)^{2/3}, \quad (\text{SA-10})$$

where the constant involved in \lesssim only depends on σ .

Lemma B.7 (m -dependent approximation for polynomial case). *Assume that the conditions in Theorem 3.1 (i) hold. For some $1 \ll m \leq T/2$, we have*

$$\mathbb{P}(|I_\epsilon - I_{\epsilon,m}| \geq z) \lesssim N \log^q(NT) (T\underline{b})^{1-q/2} m^{-q\beta} z^{-q} + N e^{-z^2 m^{2\beta}} + \mathbb{P}(\mathcal{A}_T^c).$$

where \mathcal{A}_T is defined in Lemma B.2.

Lemma B.8 (m -dependent approximation for sub-exponential case). *Assume that the conditions in Theorem 3.1 (ii) hold. For some $1 \ll m \leq T/2$, we have*

$$\mathbb{P}(|I_\epsilon - I_{\epsilon,m}| \geq z) \lesssim N \exp \left\{ -c \frac{z^2}{m^{-\beta} (\underline{b}T)^{-1/2} z + m^{-2\beta}} \right\} + \mathbb{P}(\mathcal{A}_T^c),$$

where $c > 0$ is some constant and \mathcal{A}_T is defined in Lemma B.2.

Proof of Theorem 3.1.

(i) Recall the definition of I_ϵ in (SA-1) and $I_{\epsilon,m}$ is the m -dependent part of I_ϵ . Let $m = T/2$. For any $l > 0$, we have

$$\mathbb{P}(\mathcal{I} \leq u) \leq \mathbb{P}(|\mathcal{I} - I_{\epsilon,m}| \geq l) + \mathbb{P}(I_{\epsilon,m} \leq u + l),$$

and similarly

$$\mathbb{P}(I_z \leq u + 2l) \geq -\mathbb{P}(|I_z - I_{z,m}| \geq l) + \mathbb{P}(I_{z,m} \leq u + l).$$

Combining the above inequalities leads to

$$\begin{aligned}
& \sup_{u \in \mathbb{R}} \left[\mathbb{P}(\mathcal{I} \leq u) - \mathbb{P}(I_z \leq u) \right] \\
& \leq \mathbb{P}(|\mathcal{I} - I_{\epsilon, m}| \geq l) + \mathbb{P}(|I_z - I_{z, m}| \geq l) + \sup_{u \in \mathbb{R}} \left| \mathbb{P}(I_{\epsilon, m} \leq u) - \mathbb{P}(I_{z, m} \leq u) \right| \\
& \quad + \sup_{u \in \mathbb{R}} \left| \mathbb{P}(I_z \leq u + 2l) - \mathbb{P}(I_z \leq u) \right| \\
& =: \mathbf{I}_1 + \mathbf{I}_2 + \mathbf{I}_3 + \mathbf{I}_4. \tag{SA-11}
\end{aligned}$$

For part \mathbf{I}_1 , we have $|\mathcal{I} - I_{\epsilon, m}| \leq |\mathcal{I} - I_\epsilon| + |I_\epsilon - I_{\epsilon, m}|$. By Assumption SA-2 and Lemma B.2,

$$\begin{aligned}
& \max_{1 \leq j \leq N} \left| \sum_{t=1}^T w_{jt, b}^+ f_j(X_{jt}) - f_j(c_{j0}) \right| \\
& = \max_{1 \leq j \leq N} \left| \sum_{t=1}^T w_{jt, b}^+ [f_j(c_{j0}) + \partial_+ f_j(c_{j0})(X_{jt} - c_{j0}) + O((X_{jt} - c_{j0})^2)] - f_j(c_{j0}) \right| \\
& = O(\bar{b}^2),
\end{aligned}$$

where the constant in $O(\cdot)$ here and all the followings are independent of N, T . The same bound can be derived with $w_{jt, b}^+$ therein replaced by $w_{jt, b}^-$, and thus

$$|\mathcal{I} - I_\epsilon| \leq \max_{1 \leq j \leq N} (T \underline{b}_j)^{1/2} \left| \sum_{t=1}^T (w_{jt, b}^+ - w_{jt, b}^-) f_j(X_{jt}) \right| / v_j = O(T^{1/2} \bar{b}^{5/2}). \tag{SA-12}$$

We define $l' = N^{1/q} T^{-\beta} \sqrt{\log(NT)}$. Then by Lemma B.7 with $m = T/2$, we have

$$\mathbb{P}(|I_\epsilon - I_{\epsilon, m}| \geq l') = O\left\{ \log(NT)^{q/2} (T \underline{b})^{-q/2+1} + T^{-(\alpha p) \wedge (p/2-1)} \right\}. \tag{SA-13}$$

Hence for $l = l' + cT^{1/2} \bar{b}^{5/2}$, where $c > 0$ is some constant large enough, we have

$$\mathbf{I}_1 = O\left\{ \log(NT)^{q/2} (T \underline{b})^{-q/2+1} + T^{-(\alpha p) \wedge (p/2-1)} \right\}.$$

Similar argument leads to the same bound for part \mathbf{I}_2 .

For part \mathbf{I}_3 , by Lemma B.1 (i) we have

$$\mathbf{I}_3 \lesssim (\underline{b}T)^{-1/6} \log^{7/6}(NT) + (T^{2/q} / (\underline{b}T))^{1/3} \log(NT) + (\bar{b} + T^{-\beta})^{1/3} \log^{2/3}(N) + T^{-(\alpha p) \wedge (p/2-1)}.$$

For part I_4 , we use Lemma B.5 to obtain

$$I_4 \leq \sup_{u \in \mathbb{R}} \mathbb{P}(|I_z - u| \leq 2l) \lesssim l \log(N)^{1/2}.$$

We complete the proof by combining the I_1 - I_4 parts and a similar argument for the other side of the inequality.

(ii) As in part (i), we have the decomposition as in (SA-11). By (SA-12) and Lemma B.8 with $m = T/2$, we have $I_1 = O((NT)^{-q})$ with $l = O(T^{-\beta} \log(NT)^{1/2} + T^{1/2} b^{5/2})$. The same bound can be derived for part I_2 . By Lemma B.1 (ii), we have

$$I_3 \lesssim (bT)^{-1/6} \log^{7/6}(NT) + T^{-(\alpha p) \wedge (p/2-1)}.$$

For part I_4 , we use the same argument as in part (i) to obtain

$$I_4 \lesssim l \log(N)^{1/2} \lesssim T^{-\beta} \log(NT) + \log^{1/2}(N) T^{1/2} \bar{b}^{5/2}.$$

The desired result follows by combining the I_1 - I_4 and a similar argument for the other side of the inequality.

B.2 Proof of Theorem A.1

Denote

$$a_{jt,b} = w_{jt,b} \sigma_j(X_{jt}, U_{jt}) \tag{SA-14}$$

and let

$$\begin{aligned} \mathcal{Q}_\epsilon = \max_{1 \leq j \leq N} & \left| \sum_{t=1}^T \left(a_{jt,b} \epsilon_{jt} - \sum_{l=1}^N a_{lt,b} \epsilon_{lt} / N + w_{jt,b} \epsilon_j(X_{jt}, U_{jt}) \right. \right. \\ & \left. \left. - \sum_{l=1}^N w_{lt,b} \epsilon_l(X_{lt}, U_{lt}) / N \right) + (\gamma_j - \bar{\gamma}) \right| / \tilde{v}_j. \end{aligned} \tag{SA-15}$$

Denote \mathcal{Q}_z be \mathcal{Q}_ϵ with ϵ_{jt} and U_{jt} replaced by Gaussian distributed random variable with the same covariance structure and $\mathcal{Q}_{\epsilon,m}$ be \mathcal{Q}_ϵ with ϵ_{jt} therein replaced by $\epsilon_{jt,m}$. To prove Theorem A.1, we add two lemmas.

Lemma B.9 (m -dependent approximation). *Let $0 \ll m \leq T/2$.*

(i) Under the conditions in Theorem A.1(i) we have

$$\mathbb{P}(|\mathcal{Q}_\epsilon - \mathcal{Q}_{\epsilon,m}| \geq z) \lesssim N \log(NT)^q (\underline{T}\underline{b})^{1-q/2} m^{-q\beta} z^{-q} + N e^{-z^2 m^{2\beta}} + \mathbb{P}(\mathcal{A}_T^c);$$

(ii) Under the conditions in Theorem A.1(ii), we have

$$\mathbb{P}(|\mathcal{Q}_\epsilon - \mathcal{Q}_{\epsilon,m}| \geq z) \lesssim N \exp\left\{-c \frac{z^2}{m^{-\beta} (\underline{b}T)^{-1/2} z + m^{-2\beta}}\right\} + \mathbb{P}(\mathcal{A}_T^c).$$

Lemma B.10. Let $0 < m \leq T/2$.

(i) Assume the conditions in Theorem A.1 (i) hold. Then we have

$$\begin{aligned} & \sup_{u \in \mathbb{R}} |\mathbb{P}(\mathcal{Q}_{\epsilon,m} \leq u) - \mathbb{P}(\mathcal{Q}_{z,m} \leq u)| \\ & \lesssim (\underline{b}T)^{-1/6} \log^{7/6}(NT) + (T^{2/q}/(\underline{b}T))^{1/3} \log(NT) + T^{-(\alpha p) \wedge (p/2-1)}. \end{aligned}$$

(ii) Assume the conditions in Theorem A.1 (ii) hold. Then we have

$$\sup_{u \in \mathbb{R}} |\mathbb{P}(\mathcal{Q}_{\epsilon,m} \leq u) - \mathbb{P}(\mathcal{Q}_{z,m} \leq u)| \lesssim (\underline{b}T)^{-1/6} \log^{7/6}(NT) + T^{-(\alpha p) \wedge (p/2-1)}.$$

Here the constants in \lesssim are independent of (N, T, b) .

Proof of Theorem A.1

(i) Let $m = T/2$. For any $l > 0$, as in (SA-11), we have

$$\begin{aligned} & \sup_{u \in \mathbb{R}} \left| \mathbb{P}((\underline{T}\underline{b})^{1/2} \mathcal{Q} \leq u) - \mathbb{P}((\underline{T}\underline{b})^{1/2} \mathcal{Q}_z \leq u) \right| \\ & \leq \mathbb{P}\left((\underline{T}\underline{b})^{1/2} |\mathcal{Q} - \mathcal{Q}_{\epsilon,m}| \geq l\right) + \mathbb{P}\left((\underline{T}\underline{b})^{1/2} |\mathcal{Q}_z - \mathcal{Q}_{z,m}| \geq l\right) + \sup_{u \in \mathbb{R}} \left| \mathbb{P}(\mathcal{Q}_{\epsilon,m} \leq u) - \mathbb{P}(\mathcal{Q}_{z,m} \leq u) \right| \\ & \quad + \sup_{u \in \mathbb{R}} \mathbb{P}\left(|(\underline{T}\underline{b})^{1/2} \mathcal{Q}_z - u| \leq 2l\right) =: \text{I}_1 + \text{I}_2 + \text{I}_3 + \text{I}_4. \end{aligned} \tag{SA-16}$$

For part I_1 , by (SA-12), we have

$$|\mathcal{Q} - \mathcal{Q}_{\epsilon,m}| \leq |\mathcal{Q} - \mathcal{Q}_\epsilon| + |\mathcal{Q}_\epsilon - \mathcal{Q}_{\epsilon,m}| = O(\bar{b}^2) + |\mathcal{Q}_\epsilon - \mathcal{Q}_{\epsilon,m}|.$$

We define $l' = N^{1/q} T^{-\beta} \sqrt{\log(NT)}$. Then by Lemma B.9 with $m = T/2$, we have

$$\mathbb{P}((\underline{T}\underline{b})^{1/2} |\mathcal{Q}_\epsilon - \mathcal{Q}_{\epsilon,m}| \geq l') = O(\log(NT)^{q/2} (\underline{T}\underline{b})^{-q/2+1} + T^{-(\alpha p) \wedge (p/2-1)}). \tag{SA-17}$$

Hence for $l = l' + cT^{1/2}\bar{b}^{5/2}$, some constant $c > 0$ large enough, we have

$$I_1 = O(\log(NT)^{q/2}(T\underline{b})^{-q/2+1} + T^{-(\alpha p) \wedge (p/2-1)}).$$

Similar argument leads to the same bound for I_2 part. For part I_3 , by Lemma B.10 we have

$$I_3 \lesssim (bT)^{-1/6} \log^{7/6}(NT) + (T^{2/q}/(bT))^{1/3} \log(NT) + T^{-(\alpha p) \wedge (p/2-1)}.$$

For part I_4 , denote $E = (E_{j_1 j_2})_{1 \leq j_1, j_2 \leq N}$ as the conditional covariance matrix for $(b_j T)^{1/2} \sum_{t=1}^T (a_{jt, b} \epsilon_{jt} - \sum_{l=1}^N a_{lt, b} \epsilon_{lt} / N)$ given \mathcal{F}_T . The diagonal entry takes the form

$$E_{jj} = b_j T \sum_{h=1-T}^{T-1} \sum_{t=1 \vee (1-h)}^{T \wedge (T-h)} \mathbb{E} \left[\left(a_{jt, b} \epsilon_{jt} - \sum_{l_1=1}^N a_{l_1 t, b} \epsilon_{l_1 t} / N \right) \left(a_{j(t+h), b} \epsilon_{j(t+h)} - \sum_{l_2=1}^N a_{l_2(t+h), b} \epsilon_{l_2(t+h)} / N \right) \right] \cdot (1 + O(b_j)).$$

Similarly to the proof of Lemma B.1, with probability greater than $1 - O(T^{-(\alpha p) \wedge (p/2-1)})$, for some constant $c' > 0$, we have

$$\min_{1 \leq j \leq N} E_{jj} \geq c'.$$

Hence by Lemma B.5, we have

$$\sup_{u \in \mathbb{R}} \mathbb{P} \left((T\underline{b})^{1/2} |\mathcal{Q}_z - u| < 2l \right) \lesssim l \log(N)^{1/2}. \quad (\text{SA-18})$$

Hence

$$I_4 = O \left((T^{1/2} \bar{b}^{5/2} + N^{1/q} T^{-\beta} \sqrt{\log(NT)}) \log(N)^{1/2} \right).$$

By Lemma B.6, we have

$$\sup_{u \in \mathbb{R}} \left| \mathbb{P}((\underline{b}T)^{1/2} \mathcal{Q}_z \leq u) - \mathbb{P}(|Z + \tilde{d}|_\infty \leq u) \right| \lesssim (\underline{b} + T^{-\beta})^{1/3} \log(N)^{2/3}. \quad (\text{SA-19})$$

Desired result follows by combining above with I_1 - I_4 parts. \blacksquare

B.3 Proof of Theorems A.2-A.3

Proof of Theorem A.2. Let \bar{Y}_{jt} (resp. \bar{f}_{jt} and \bar{e}_{jt}) be the local linear estimator of Y_{jt} (resp. $f_j(X_{jt})$ and e_{jt}) at location X_{jt} . Consider

$$Y_{jt} - \bar{Y}_{jt} = f_j(X_{jt}) - \bar{f}_{jt} + e_{jt} - \bar{e}_{jt}$$

Due to the continuity of f_j , we have $f_j(X_{jt}) - \bar{f}_{jt} = O(b_j)$. Random variables e_{jt} are weakly temporal dependent, by Freedman's inequality in Lemma B.3, we have

$$\mathbb{P}\left(\left|\sum_{t=1}^T \mathbf{1}_{|X_{jt}-c_{0,j}|\leq b_j} (e_{jt}^2 - \mathbb{E}(e_{jt}^2))\right| > x\right) \lesssim b_j T x^{-q/2} + e^{-x^2/(b_j T)}.$$

Then by taking $x = c \log^{1/2}(N)$ for some constant $c > 0$ large enough, we have

$$\begin{aligned} & \mathbb{P}\left(\max_{1 \leq j \leq N} (T b_j)^{-1/2} \left|\sum_{t=1}^T \mathbf{1}_{|X_{jt}-c_{0,j}|\leq b_j} (e_{jt}^2 - \mathbb{E}(e_{jt}^2))\right| > x\right) \\ & \lesssim N (\underline{b} T)^{1-q/4} \log^{-q/4}(N). \end{aligned}$$

Hence $\max_{1 \leq j \leq N} |\hat{\sigma}_{e,j}^2 - \sigma_{e,j}^2| = O_{\mathbb{P}}(\bar{b} + (\underline{b} T)^{-1/2} \log^{1/2}(N))$. For v_j^2 , note that

$$\begin{aligned} |v_j^2 - \hat{v}_j^2| &= (T b_j) \sum_{t=1}^T (w_{jt,b}^+ - w_{jt,b}^-)^2 |\sigma_{e,j}^2 - \hat{\sigma}_{e,j}^2| \\ &\leq (T b_j) \sum_{t=1}^T (w_{jt,b}^+ - w_{jt,b}^-)^2 \max_{1 \leq j \leq N} |\hat{\sigma}_{e,j}^2 - \sigma_{e,j}^2|. \end{aligned}$$

Since $\sum_{t=1}^T (w_{jt,b}^+ - w_{jt,b}^-)^2 \lesssim (T \underline{b})^{-1}$, we complete the proof. For case (ii), follow a similar argument as in the proof of Lemma B.8, we can show the desired result in view of

$$\mathbb{P}\left(\max_j (T b_j)^{-1/2} \left|\sum_{t=1}^T \mathbf{1}_{|X_{jt}-c_{0,j}|\leq b_j} (e_{jt}^2 - \mathbb{E}(e_{jt}^2))\right| > x\right) \lesssim N e^{-x^2/(x+1)}.$$

■

Proof of Theorem A.3. (i) The result follows from Theorems 3.1 and A.2. To see this, notice that $\hat{v}_j^2 \xrightarrow{p} v_j^2 > 0$ under $H_a^{(1)}$ where the convergence in probability holds uniformly

in $j \in [N]$. Then

$$\begin{aligned}
\hat{\mathcal{I}} &= \max_{j \in [N]} (Tb_j)^{1/2} |\hat{\gamma}_j| / \hat{v}_j \\
&\leq \max_{j \in [N]} (Tb_j)^{1/2} |\hat{\gamma}_j - \gamma_j| / \hat{v}_j + \max_{j \in [N]} (Tb_j)^{1/2} |\gamma_j| / \hat{v}_j \\
&\lesssim \max_{j \in [N]} (Tb_j)^{1/2} |\hat{\gamma}_j - \gamma_j| / v_j + \max_{j \in [N]} (Tb_j)^{1/2} |\gamma_j| := \mathbf{I}_1 + \mathbf{I}_2.
\end{aligned}$$

As in the proof of Theorem 3.1, \mathbf{I}_1 can be approximated by $\max_{j \in [N]} |Z_j| = O_{\mathbb{P}}((\log N)^{1/2})$. Under the stated conditions, $\mathbf{I}_2 \gg (\log N)^{1/2}$. It follows that $\lim_{(N,T) \rightarrow \infty} \mathbb{P}(\hat{\mathcal{I}} > q_\alpha) = 1$ by noticing that $q_\alpha \asymp (\log N)^{1/2}$.

(ii) The result follows from Theorems A.1 and A.2 and arguments as used in part (i).

■

B.4 Proof of Theorem 3.2

Proof. Denote

$$\mathcal{I}_\epsilon^C = \max_{1 \leq i \leq K} \max_{1 \leq j \leq N} (Tb_j)^{1/2} \left| \sum_{t=1}^T w_{jt,b}(c_i) [\varepsilon_j(X_{jt}, U_{jt}) + \sigma_j(X_{jt}, U_{jt}) \epsilon_{jt}] / v_j(c_i) \right|. \quad (\text{SA-20})$$

Let $\mathcal{I}_{\epsilon,m}^C$ be \mathcal{I}_ϵ^C with ϵ_{jt} therein replaced by $\epsilon_{jt,m}$. Let $m = T/2$. For any $l > 0$, similar to (SA-11), we have

$$\begin{aligned}
&\sup_{u \in \mathbb{R}} \left| \mathbb{P}(\mathcal{I}^C \leq u) - \mathbb{P}(|Z^C + \underline{d}^C| \leq u) \right| \\
&\leq \mathbb{P}\left(|\mathcal{I}^C - \mathcal{I}_{\epsilon,m}^C| \geq l\right) + \sup_{u \in \mathbb{R}} \left| \mathbb{P}(\mathcal{I}_{\epsilon,m}^C \leq u) - \mathbb{P}(|Z^C + \underline{d}^C| \leq u) \right| \\
&\quad + \sup_{u \in \mathbb{R}} \mathbb{P}(|Z^C - u| \leq l) =: \mathbf{I}_1 + \mathbf{I}_2 + \mathbf{I}_3. \quad (\text{SA-21})
\end{aligned}$$

For part \mathbf{I}_1 , by (SA-12), we have

$$|\mathcal{I}^C - \mathcal{I}_{\epsilon,m}^C| \leq |\mathcal{I}^C - \mathcal{I}_\epsilon^C| + |\mathcal{I}_\epsilon^C - \mathcal{I}_{\epsilon,m}^C| = O(\bar{b}^2) + |\mathcal{I}_\epsilon^C - \mathcal{I}_{\epsilon,m}^C|.$$

We define $l' = N^{1/q} T^{-\beta} \sqrt{\log(NKT)}$. Then by a similar argument as in Lemma B.9 with $m = T/2$, we have

$$\mathbb{P}(|\mathcal{I}_\epsilon^C - \mathcal{I}_{\epsilon,m}^C| \geq l') = O(\log(NKT)^{q/2} (T\bar{b})^{-q/2+1} + T^{-(\alpha p) \wedge (p/2-1)}). \quad (\text{SA-22})$$

Hence for $l = l' + cT^{1/2}\bar{b}^{5/2}$, some constant $c > 0$ large enough, we have

$$I_1 = O(\log(NKT)^{q/2}(T\bar{b})^{-q/2+1} + T^{-(\alpha p) \wedge (p/2-1)}).$$

For part I_2 , similar to Lemma B.10 and (SA-18), we have

$$\begin{aligned} I_2 &\lesssim (\bar{b}T)^{-1/6} \log^{7/6}(NKT) + (T^{2/q}/(\bar{b}T))^{1/3} \log(NKT) \\ &\quad + (T^{1/2}\bar{b}^{5/2} + (NK)^{1/q}T^{-\beta} \sqrt{\log(NKT)}) \log(NK)^{1/2} + T^{-(\alpha p) \wedge (p/2-1)}. \end{aligned}$$

For part I_3 , by Lemma B.5, we have

$$\sup_{u \in \mathbb{R}} \mathbb{P}(|Z^C - u| < 2l) \lesssim l \log(NK)^{1/2}. \quad (\text{SA-23})$$

Desired result follows by combining I_1 - I_3 parts. \square

B.5 Proof of Theorem 3.3

For any $c_{0j} - b_j < c \leq c_{0j}$, we can decompose the difference into three parts

$$\begin{aligned} &\hat{\gamma}_j(c) - \hat{\gamma}_j(c_{0j}) \\ &= \sum_{t=1}^T (w_{jt,b}(c) - w_{jt,b}(c_{0j})) Y_{jt} \\ &= \sum_{t=1}^T (w_{jt,b}(c) - w_{jt,b}(c_{0j})) f_j(X_{jt}) + \sum_{t=1}^T (w_{jt,b}(c) - w_{jt,b}(c_{0j})) \gamma_j \mathbf{1}_{\{X_{jt} \geq c_{0j}\}} \\ &\quad + \sum_{t=1}^T (w_{jt,b}(c) - w_{jt,b}(c_{0j})) e_{jt} =: I_{1j} + I_{2j} + I_{3j}. \end{aligned}$$

For part I_{1j} , due to the smoothness of the function $f_j(\cdot)$,

$$\sum_{t=1}^T w_{jt,b}(c) f_j(X_{jt}) \lesssim b_j.$$

For part I_{2j} , since $\sum_{t=1}^T w_{jt,b}^+(c) = \sum_{t=1}^T w_{jt,b}^-(c) = 1$, we have

$$\begin{aligned}
& \sum_{t=1}^T (w_{jt,b}(c_{0j}) - w_{jt,b}(c)) \gamma_j \mathbf{1}_{\{X_{jt} \geq c_{0j}\}} \\
&= \gamma_j \sum_t \left[w_{jt,b}(c_{0j}) - w_{jt,b}(c - c_{0j} + c_{0j}) \right] \mathbf{1}_{\{X_{jt} \geq c_{0j}\}} \\
&\lesssim \gamma_j \sum_t \left[\frac{1}{Tb_j} \frac{|c - c_{0j}|}{b_j} \right] \mathbf{1}_{\{|X_{jt} - c_{0j}| < b_j\}} \\
&\asymp \gamma_j |c - c_{0j}| / b_j.
\end{aligned}$$

For part I_{3j} , consider the observations in region

$$\mathcal{A}_1 := \left\{ t : X_{jt} \in [c_{0j} - b_j, c) \right\}.$$

In this region, both $w_{jt,b}(c)$ and $w_{jt,b}(c_{0j})$ are non-zero. By Lemma B.2, the variance of e_{jt} in this region can be bounded as

$$\text{Var} \left(\sum_{t \in \mathcal{A}_1} (w_{jt,b}(c) - w_{jt,b}(c_{0j})) e_{jt} \right) \lesssim (Tb_j)^{-2} (1/g_j(c_{0j}) - 1/g_j(c))^2 Tb_j g_j(c_{0j}) \lesssim (Tb_j)^{-1} |c - c_{0j}|^2 b_j^{-2}.$$

Consider another kind of region

$$\mathcal{A}_2 := \left\{ t : X_{jt} \in [c - b_j, c_{0j} - b_j) \right\}.$$

In region \mathcal{A}_2 , different from \mathcal{A}_1 , only $w_{jt,b}(c)$ is non-zero. The variance of noise in this region follows

$$\text{Var} \left(\sum_{t \in \mathcal{A}_2} (w_{jt,b}(c) - w_{jt,b}(c_{0j})) e_{jt} \right) \lesssim (Tb_j)^{-2} g_j(c_{0j})^{-2} |c - c_{0j}| T g_j(c_{0j}) \lesssim (Tb_j)^{-2} |c - c_{0j}| T.$$

The rest regions can be similarly bounded. A similar GA can be constructed as in the proof of Theorem 3.1, which can be used to handle the maximum over j . Hence we have

$$\max_{1 \leq j \leq N} |I_{3j}| = O_{\mathbb{P}} \left((Tb_j)^{-1/2} \log^{1/2}(N) |c - c_{0j}| / b_j + (Tb_j)^{-1} \log^{1/2}(N) |c - c_{0j}|^{1/2} T^{1/2} \right).$$

Since $\hat{\gamma}_j(\hat{c})$ shall be the largest, for $c = \hat{c}$,

$$\gamma_j |c - c_{0j}|/b_j \lesssim (Tb_j)^{-1/2} \log^{1/2}(N) |c - c_{0j}|/b_j + (Tb_j)^{-1} \log^{1/2}(N) |c - c_{0j}|^{1/2} T^{1/2},$$

which can only be achieved if the following bound uniformly over j ,

$$|c - c_{0j}| = O_{\mathbb{P}}(\log(N)/(\gamma_j^2 T)).$$

B.6 Proofs for the Unknown Threshold Case

Proof. (Proof of Theorem A.4) Recall that $\hat{e}_{jt} = e_{jt} + f_j(X_{jt}) - \hat{f}_{j,b^*}(X_{jt})$ for the observations with $|X_{jt} - c_i| \leq b^*$ where $b^* \ll \underline{b}$. For c_i satisfying $\min_{1 \leq i \leq K} |c_i - c_{0j}| \leq b^*$, we have

$$\begin{aligned} \hat{\sigma}_{e,j}^2(c_i) &= \frac{\sum_{t=1}^T \mathbf{1}_{\{|X_{jt}-c_i| \leq b_j, |X_{jt}-c_{0j}| \leq b^*\}} \phi_{\hat{a}}(\hat{e}_{jt}^2)}{\sum_{t=1}^T \mathbf{1}_{\{|X_{jt}-c_i| \leq b_j\}}} + \frac{\sum_{t=1}^T \mathbf{1}_{\{|X_{jt}-c_{0j}| > b^*, |X_{jt}-c_i| \leq b_j\}} \phi_{\hat{a}}(\hat{e}_{jt}^2)}{\sum_{t=1}^T \mathbf{1}_{\{|X_{jt}-c_i| \leq b_j\}}} \\ &=: \text{I}_{1ij} + \text{I}_{2ij}. \end{aligned}$$

By a similar argument as in Lemma B.2, we have for $x \gtrsim \sqrt{T \log(NK)}$,

$$\begin{aligned} &\mathbb{P}\left(\max_{1 \leq i \leq K, 1 \leq j \leq N} \left| \sum_{t=1}^T (\mathbf{1}_{\{|X_{jt}-c_i| \leq b_j\}} - \mathbb{E} \mathbf{1}_{\{|X_{jt}-c_i| \leq b_j\}}) \right| > x\right) \\ &\lesssim T^{(p/2-\alpha p) \vee 1} \log(NK)^{p/2} / x^p + e^{-x^2/T}. \end{aligned} \quad (\text{SA-24})$$

Same argument can be applied on $\sum_{t=1}^T \mathbf{1}_{\{|X_{jt}-c_i| \leq b_j, |X_{jt}-c_{0j}| \leq b^*\}}$. For part I_{1ij} , since $|\phi_{\hat{a}}| \leq \hat{a}$, by the above bounds we have

$$\max_{1 \leq i \leq K, 1 \leq j \leq N} |\text{I}_{1ij}| \leq \max_{1 \leq i \leq K, 1 \leq j \leq N} \frac{\sum_{t=1}^T \mathbf{1}_{\{|X_{jt}-c_i| \leq b_j, |X_{jt}-c_{0j}| \leq b^*\}} \hat{a}}{\sum_{t=1}^T \mathbf{1}_{\{|X_{jt}-c_i| \leq b_j\}}} = O_{\mathbb{P}}(\log^{1/2}(NK) \hat{a} b^* / \bar{b})$$

For I_{2ij} part, since $\max_{i,j} |f_j(X_{jt}) - \hat{f}_{j,b^*}(X_{jt})| = O(b^{*2})$, we have $\max_{i,j} |\phi_{\hat{a}}(e_{jt}^2) - \phi_{\hat{a}}(\hat{e}_{jt}^2)| = O(b^{*2})$ and

$$\begin{aligned} &\max_{1 \leq i \leq K, 1 \leq j \leq N} |\text{I}_{2ij}| \\ &\lesssim b^{*2} + \max_{1 \leq i \leq K, 1 \leq j \leq N} \left| \frac{\sum_{t=1}^T \mathbf{1}_{\{|X_{jt}-c_{0j}| > b^*, |X_{jt}-c_i| \leq b_j\}} \phi_{\hat{a}}(e_{jt}^2)}{\sum_{t=1}^T \mathbf{1}_{\{|X_{jt}-c_i| \leq b_j\}}} - \mathbb{E}(\phi_{\hat{a}}(e_{jt}^2) | X_{jt} = c_i) \right| \\ &\quad + \max_{1 \leq i \leq K, 1 \leq j \leq N} \left| \mathbb{E}(\phi_{\hat{a}}(e_{jt}^2) | X_{jt} = c_i) - \mathbb{E}(e_{jt}^2 | X_{jt} = c_i) \right| =: b^{*2} + \text{II}_1 + \text{II}_2. \end{aligned}$$

Similarly to (SA-24), we have $\text{II}_1 = O_{\mathbb{P}}((Tb_j)^{-1/2} \log^{1/2}(NK))$. For the II_2 part, by Markov's inequality we have $\text{II}_2 = O(\hat{a}^{-p/2+1})$. □

Proof. (Proof of Theorem A.5) The proof of Theorem A.5 follows directly from the proof of Theorem A.3, thus we omit the proof. □

B.7 Proofs for the Derivatives

First we introduce a few technical lemmas.

Lemma B.11. (*Properties for weights in derivatives*) Under Assumptions 3.1-3.3 and SA-1-SA-3, the followings hold:

- (i) $\sum_{t=1}^T w_{jt,b}^{+[1]} = \sum_{t=1}^T w_{jt,b}^{-[1]} = 0$ and $\sum_{t=1}^T (X_{jt} - c_{j0}) w_{jt,b}^{+[1]} = \sum_{t=1}^T (X_{jt} - c_{j0}) w_{jt,b}^{-[1]} = 1$.
- (ii) For $l = 0, 1, 2$, on set \mathcal{A}_T , with \mathcal{A}_T defined in Lemma B.2,

$$\begin{aligned} & \max_{1 \leq j \leq N} \left| w_{jt,b}^{+[1]} - \frac{K((X_{jt} - c_{j0})/b_j) K_1^+ - K_0^+(X_{jt} - c_{j0})/b_j}{g_j(c_{j0}) T b_j^2} \frac{K_1^+ - K_0^+(X_{jt} - c_{j0})/b_j}{-K_2^+ K_0^+ + K_1^{+2}} \mathbf{1}_{\{X_{jt} \geq c_{j0}\}} \right| \\ & \lesssim \sqrt{\log(TN)/(T^3 \underline{b}^5)} + 1/(T\underline{b}), \end{aligned} \tag{SA-25}$$

and moreover,

$$\sum_{t=1}^T |w_{jt,b}^+| = O(1/\underline{b}) \quad \text{and} \quad \sum_{t=1}^T |w_{jt,b}^-| = O(1/\underline{b}) \tag{SA-26}$$

uniformly over j .

Proof of Lemma B.11. Part (i) can be calculated through elementary calculation. Part (ii) can be deduced by a similar argument as in Lemma B.2. ■

Lemma B.12 (m -dependent approximation for derivative case). For some $1 \ll m \leq T/2$,

- (i) assume that the conditions in Theorem A.6 (i) hold, we have

$$\mathbb{P}(|I_{\epsilon}^{[1]} - I_{\epsilon,m}^{[1]}| \geq z) \lesssim N \log^q(NT) (T\underline{b})^{1-q/2} m^{-q\beta} z^{-q} + N e^{-z^2 m^{2\beta}} + \mathbb{P}(\mathcal{A}_T^c).$$

- (ii) assume that the conditions in Theorem A.6 (ii) hold, we have

$$\mathbb{P}(|I_{\epsilon}^{[1]} - I_{\epsilon,m}^{[1]}| \geq z) \lesssim N \exp \left\{ -c \frac{z^2}{m^{-\beta} (\underline{b}T)^{-1/2} z + m^{-2\beta}} \right\} + \mathbb{P}(\mathcal{A}_T^c),$$

where \mathcal{A}_T is defined in Lemma B.2.

Proof of Lemma B.12. We only show case (i), for the case (ii) the result can be similiary derived. Let

$$r_j^{[1]}(X_{jt}, U_{jt}) = \sigma_j(X_{jt}, U_{jt})/v_j^{[1]} \quad (\text{SA-27})$$

and

$$\xi_{jk}^{[1]} = (Tb_j^3)^{1/2} \sum_{t=1 \vee (k+m)}^T w_{jt,b}^{[1]} r_j^{[1]}(X_{jt}, U_{jt}) A_{t-k,j}^\top \eta_k. \quad (\text{SA-28})$$

Similar to (SA-22), we have

$$|I_\epsilon^{[1]} - I_{\epsilon,m}^{[1]}| \mathbf{1}_{\mathcal{A}_T} \leq \max_{1 \leq j \leq N} \left| \sum_{k \leq T-m} \xi_{jk}^{[1]} \right|.$$

Then by (SA-27), we have

$$\begin{aligned} \sigma^{[1]2} &= \max_{1 \leq j \leq N} \sum_{k \leq T-m} \mathbb{E}(\xi_{jk}^{[1]2} | \mathcal{F}_T, \tilde{\mathcal{F}}_T) \\ &\lesssim \max_{1 \leq j \leq N} T b_j^3 \sum_{k \leq T-m} \left(\sum_{t=1 \vee (k+m)}^T |w_{jt,b}^{[1]} r_j^{[1]}(X_{jt}, U_{jt}) A_{t-k,j}^\top|_2 \right)^2 \\ &\lesssim m^{-2\beta}. \end{aligned} \quad (\text{SA-29})$$

By Lemma B.3, for any $z > 0$,

$$\begin{aligned} &\mathbb{P}\left(|I_\epsilon^{[1]} - I_{\epsilon,m}^{[1]}| \mathbf{1}_{\mathcal{A}_T} \geq z | \mathcal{F}_T, \tilde{\mathcal{F}}_T\right) \\ &\lesssim \sum_{k \leq T-m} \sum_{1 \leq j \leq N} \mathbb{P}\left(|\xi_{jk}^{[1]}| \geq u | \mathcal{F}_T, \tilde{\mathcal{F}}_T\right) + 2N \exp\left(-\frac{z^2}{zu + m^{-2\beta}}\right). \end{aligned} \quad (\text{SA-30})$$

By Markov's inequality, we have

$$\begin{aligned} \sum_{k \leq T-m} \mathbb{P}\left(|\xi_{jk}^{[1]}| \geq u\right) &\leq \sum_{k \leq T-m} u^{-q} \mathbb{E}(\mathbb{E}(|\xi_{jk}^{[1]}|^q | \mathcal{F}_T, \tilde{\mathcal{F}}_T)) \\ &\lesssim u^{-q} \sum_{k \leq T-m} (Tb_j^3)^{q/2} \mathbb{E} \left| \sum_{t=1 \vee (k+m)}^T w_{jt,b}^{[1]} r_j^{[1]}(X_{jt}, U_{jt}) A_{t-k,j}^\top \right|_2^q \\ &\lesssim (T\underline{b})^{1-q/2} m^{-q\beta} u^{-q}. \end{aligned} \quad (\text{SA-31})$$

We complete the proof by implementing (SA-31) into (SA-30) with $u = z/\log(NT)$. \blacksquare

Lemma B.13. *Let $T/2 \geq m \rightarrow \infty$.*

(i) *Suppose that the conditions in Theorem A.6 (i) hold. Then we have*

$$\begin{aligned} & \sup_{u \in \mathbb{R}} \left| \mathbb{P}(I_{\epsilon, m}^{[1]} \leq u) - \mathbb{P}\left(\max_{1 \leq j \leq N} |Z_j + (Tb_j^3)^{1/2} \gamma_j^{[1]} / v_j^{[1]}| \leq u \right) \right| \\ & \lesssim (\underline{b}T)^{-1/6} \log^{7/6}(NT) + (T^{2/q} / (\underline{b}T))^{1/3} \log(NT) + (\bar{b} + m^{-\beta})^{1/3} \log^{2/3}(N) + T^{-(\alpha p) \wedge (p/2-1)}, \end{aligned}$$

where the constant in \lesssim is independent of N, T .

(ii) *Suppose that the conditions in Theorem A.6 (ii) hold. Then we have*

$$\begin{aligned} & \sup_{u \in \mathbb{R}} \left| \mathbb{P}(I_{\epsilon, m}^{[1]} \leq u) - \mathbb{P}\left(\max_{1 \leq j \leq N} |Z_j + (Tb_j^3)^{1/2} \gamma_j^{[1]} / v_j^{[1]}| \leq u \right) \right| \\ & \leq (\underline{b}T)^{-1/6} \log(NT)^{7/6} + (\bar{b} + m^{-\beta})^{1/3} \log^{2/3}(N) + T^{-(\alpha p) \wedge (p/2-1)}, \end{aligned}$$

where the constant in \lesssim is independent of N, T .

Proof of Lemma B.13. Note that

$$\begin{aligned} I_{\epsilon, m}^{[1]} \mathbf{1}_{\mathcal{A}_T} &= \max_{1 \leq j \leq N} \frac{(Tb_j^3)^{1/2}}{v_j^{[1]}} \left| \sum_{t=1}^T w_{jt, b}^{[1]} [\sigma_j(X_{jt}, U_{jt}) \epsilon_{jt, m} + \varepsilon_j(X_{jt}, U_{jt}) + f_j(X_{jt})] \right| \\ &= \max_{1 \leq j \leq N} \frac{(Tb_j^3)^{1/2}}{v_j^{[1]}} \left| \sum_{k=2-m}^T \xi_{jk, 1}^{[1]} + \sum_{t=1}^T \xi_{jt, 2}^{[1]} + \gamma_j^{[1]} + O(\bar{b}) \right|, \end{aligned} \quad (\text{SA-32})$$

where $\xi_{jk, 1}^{[1]}$ and $\xi_{jk, 2}^{[1]}$ are the same as $\xi_{jk, 1}$ and $\xi_{jk, 2}$ in (SA-3) respectively. By Lemma B.11, $b_j w_{jt, b}^{[1]}$ has similar performance as $w_{jt, b}$, hence similar to (SA-8), we have

$$\begin{aligned} & \sup_{u \in \mathbb{R}} \left| \mathbb{P}(I_{\epsilon, m}^{[1]} \mathbf{1}_{\mathcal{A}_T} \leq u) - \mathbb{P}\left(\max_{1 \leq j \leq N} |Z_j + (Tb_j^3)^{1/2} \gamma_j^{[1]} / v_j^{[1]}| \leq u \right) \right| \\ & \lesssim (\underline{b}T)^{-1/6} \log^{7/6}(NT) + (T^{2/q} / (\underline{b}T))^{1/3} \log(NT) + (\bar{b} + m^{-\beta})^{1/3} \log^{2/3}(N). \end{aligned} \quad (\text{SA-33})$$

■

Then we show the proofs of the main theorems in this subsections.

Proof of Theorem A.6.

(i) Consider the notation

$$I_{\epsilon}^{[1]} = \max_{1 \leq j \leq N} (Tb_j^3)^{1/2} \left| \sum_{t=1}^T (w_{jt, b}^{+[1]} - w_{jt, b}^{-[1]}) (\varepsilon_j(X_{jt}, U_{jt}) + \sigma_j(X_{jt}, U_{jt}) \epsilon_{jt}) + \gamma_j^{[1]} \right| / v_j^{[1]}. \quad (\text{SA-34})$$

Let $I_{\epsilon, m}^{[1]}$ be $I_{\epsilon}^{[1]}$ with ϵ_{jt} replaced by $\epsilon_{jt, m}$. Similarly, let $I_z^{[1]}$ (resp. $I_{z, m}^{[1]}$) be I_{ϵ} (resp. $I_{\epsilon, m}$)

with η_t therein replaced by z_t , where $\{z_t\}_{t \in \mathbb{Z}}$ are i.i.d. Gaussian vectors with zero mean and identity covariance matrix.

Similar to the proof of Theorem 3.1, for $m = T/2$, by (SA-11) we have

$$\begin{aligned}
& \sup_{u \in \mathbb{R}} \left[\mathbb{P}(\mathcal{I}^{[1]} \leq u) - \mathbb{P}(I_z^{[1]} \leq u) \right] \\
& \leq \mathbb{P}(|\mathcal{I}^{[1]} - I_{\epsilon, m}^{[1]}| \geq l) + \mathbb{P}(|I_z^{[1]} - I_{z, m}^{[1]}| \geq l) + \sup_{u \in \mathbb{R}} |\mathbb{P}(I_{\epsilon, m}^{[1]} \leq u) - \mathbb{P}(I_{z, m}^{[1]} \leq u)| \\
& \quad + \sup_{u \in \mathbb{R}} |\mathbb{P}(I_z^{[1]} \leq u + 2l) - \mathbb{P}(I_z^{[1]} \leq u)| \\
& = : \mathbf{I}_1 + \mathbf{I}_2 + \mathbf{I}_3 + \mathbf{I}_4. \tag{SA-35}
\end{aligned}$$

For part \mathbf{I}_1 , we have $|\mathcal{I}^{[1]} - I_{\epsilon, m}^{[1]}| \leq |\mathcal{I}^{[1]} - I_{\epsilon}^{[1]}| + |I_{\epsilon}^{[1]} - I_{\epsilon, m}^{[1]}|$. By Assumption SA-2 and Lemma B.11, we have

$$\begin{aligned}
& \max_{1 \leq j \leq N} \left| \sum_{t=1}^T w_{jt, b}^{+[1]} f_j(X_{jt}) - \partial_+ f_j(c_{j0}) \right| \\
& = \max_{1 \leq j \leq N} \left| \sum_{t=1}^T w_{jt, b}^{+[1]} [f_j(c_{j0}) + \partial_+ f_j(c_{j0})(X_{jt} - c_{j0}) + O((X_{jt} - c_{j0})^2)] - \partial_+ f_j(c_{j0}) \right| \\
& = O(\bar{b}).
\end{aligned}$$

Thus

$$|\mathcal{I}^{[1]} - I_{\epsilon}^{[1]}| \leq \max_{1 \leq j \leq N} (T \bar{b}_j^3)^{1/2} \left| \sum_{t=1}^T (w_{jt, b}^{+[1]} - w_{jt, b}^{-[1]}) f_j(X_{jt}) \right| / v_j^{[1]} = O(T^{1/2} \bar{b}^{5/2}). \tag{SA-36}$$

We define $l' = N^{1/q} T^{-\beta} \sqrt{\log(NT)}$. Then by Lemma B.12 with $m = T/2$, we have

$$\mathbb{P}(|I_{\epsilon}^{[1]} - I_{\epsilon, m}^{[1]}| \geq l') = O\{\log(NT)^{q/2} (T \bar{b})^{-q/2+1} + T^{-(\alpha p) \wedge (p/2-1)}\}. \tag{SA-37}$$

Hence for $l = l' + cT^{1/2} \bar{b}^{5/2}$, where $c > 0$ is some constant large enough, we have

$$\mathbf{I}_1 = O\{\log(NT)^{q/2} (T \bar{b})^{-q/2+1} + T^{-(\alpha p) \wedge (p/2-1)}\}.$$

Similar argument leads to the same bound for part \mathbf{I}_2 .

For part I_3 , by Lemma B.13 we have

$$I_3 \lesssim (\underline{b}T)^{-1/6} \log^{7/6}(NT) + (T^{2/q}/(\underline{b}T))^{1/3} \log(NT) + (\bar{b} + T^{-\beta})^{1/3} \log^{2/3}(N) + T^{-(\alpha p) \wedge (p/2-1)}.$$

For part I_4 , we use Lemma B.5 to obtain

$$I_4 \leq \sup_{u \in \mathbb{R}} \mathbb{P}(|I_z^{[1]} - u| \leq 2l) \lesssim l \log(N)^{1/2}.$$

We complete the proof by combining the I_1 - I_4 parts and a similar argument for the other side of the inequality.

Similar justification can be made for part (ii). ■

Proof of Theorems A.7–A.9 Theorems A.7, A.8 and A.9 are derived from Theorems 3.2, A.2 and A.3 respectively using arguments similar to those in the proof of Theorem A.6.

C Proofs of the Technical Lemmas in Appendix B

In this section, we prove the technical lemmas in Section B.

C.1 Proofs of Lemma B.1 in Section B.1.1

Proof of Lemma B.1.

(i). Recall $\tilde{\mathcal{F}}_t$ in (3.1). Define

$$w_{jt,b} = (w_{jt,b}^+ - w_{jt,b}^-) \mathbf{1}_{\mathcal{A}_T} \text{ and } r_j(X_{jt}, U_{jt}) = \sigma_j(X_{jt}, U_{jt})/v_j. \quad (\text{SA-1})$$

Note that $I_{\epsilon,m}$ on \mathcal{A}_T can be rewritten as

$$\begin{aligned} I_{\epsilon,m} \mathbf{1}_{\mathcal{A}_T} &= \max_{1 \leq j \leq N} \frac{(Tb_j)^{1/2}}{v_j} \left| \sum_{t=1}^T w_{jt,b} [\sigma_j(X_{jt}, U_{jt}) \epsilon_{jt,m} + \varepsilon_j(X_{jt}, U_{jt})] + \gamma_j \right| \\ &= \max_{1 \leq j \leq N} \frac{(Tb_j)^{1/2}}{v_j} \left| \sum_{k=2-m}^T \xi_{jk,1} + \sum_{t=1}^T \xi_{jt,2} + \gamma_j \right|, \end{aligned} \quad (\text{SA-2})$$

where

$$\xi_{jk,1} = \left(\sum_{t=1 \vee k}^{T \wedge (k+m-1)} w_{jt,b} \sigma_j(X_{jt}, U_{jt}) A_{t-k,j}^\top \right) \eta_k \quad \text{and} \quad \xi_{jt,2} = w_{jt,b} \varepsilon_j(X_{jt}, U_{jt}). \quad (\text{SA-3})$$

In the following we shall show that for $B_T = c\underline{b}^{-1/2}$ with some constant $c > 0$ being large enough:

(a) with probability greater than $1 - O(T^{-(\alpha p) \wedge (p/2-1)})$, for some constant $c' > 0$, we have

$$\min_{1 \leq j \leq N} (Tb_j) \sum_{k=2-m}^T \mathbb{E}(\xi_{jk,1}^2 | \mathcal{F}_T, \tilde{\mathcal{F}}_T) \geq c';$$

(b) with probability greater than $1 - O(T^{-(\alpha p) \wedge (p/2-1)})$, for $l = 1, 2$, we have

$$\max_{1 \leq j \leq N} T^{1+l} b_j^{(2+l)/2} \sum_{k=2-m}^T \mathbb{E}(|\xi_{jk,1}|^{2+l} | \mathcal{F}_T, \tilde{\mathcal{F}}_T) \leq B_T^l.$$

Since $|w_{jt,b}| \lesssim (Tb_j)^{-1}$, we have $\max_k \mathbb{E}(\max_j |\xi_{jk,1}|^q | \mathcal{F}_T, \tilde{\mathcal{F}}_T) \lesssim (Tb_j)^{-q}$, and thus

$$\mathbb{E} \left(\max_{1 \leq j \leq N} (Tb_j^{1/2} |\xi_{jk,1}| / B_T)^q | \mathcal{F}_T, \tilde{\mathcal{F}}_T \right) \leq 2,$$

for all k . Let $\tilde{Z}_{j,1}$, $1 \leq j \leq N$, be Gaussian distributed random variables with the same conditional covariance structure as

$$(Tb_j)^{1/2} \sum_{k=2-m}^T \xi_{jk,1} / v_j$$

given \mathcal{F}_T and $\tilde{\mathcal{F}}_T$. For any fixed j , conditional on \mathcal{F}_T and $\tilde{\mathcal{F}}_T$, $\xi_{jk,1}$'s are independent for different k . Thus combining the above with (a) and (b), by Proposition 2.1 in Chernozhukov et al. (2017b), we have

$$\begin{aligned} & \sup_{u \in \mathbb{R}} \left| \mathbb{P}(I_{\epsilon,m} \mathbf{1}_{\mathcal{A}_T} \leq u) - \mathbb{P} \left(\max_{1 \leq j \leq N} |\tilde{Z}_{j,1} + (Tb_j)^{1/2} v_j^{-1} \left(\sum_{t=1}^T \xi_{jt,2} + \gamma_j \right)| \leq u \right) \right| \\ & \lesssim (\underline{b}T)^{-1/6} \log^{7/6}(NT) + (T^{2/q} / (\underline{b}T))^{1/3} \log(NT), \end{aligned}$$

where the conditional variance of $\tilde{Z}_{j,1}$ follows,

$$\begin{aligned}
& \mathbb{E}(\text{Var}(\tilde{Z}_{j,1}|\mathcal{F}_T, \tilde{\mathcal{F}}_T)) \\
&= (Tb_j)\mathbb{E}\left(\sum_{t=1}^T w_{jt,b}\sigma_j(X_{jt}, U_{jt})\epsilon_{jt,m}/v_j\right)^2 \\
&= \mathbb{E}(v_{j,1}^2) + (Tb_j)\sum_{1\leq t_1\neq t_2\leq T}\mathbb{E}\left(w_{jt_1,b}\sigma_j(X_{jt_1}, U_{jt_1})w_{jt_2,b}\sigma_j(X_{jt_2}, U_{jt_2})/v_j^2\right)\mathbb{E}(\epsilon_{jt_1,m}\epsilon_{jt_2,m}) + O(m^{-\beta}) \\
&= \mathbb{E}(v_{j,1}^2) + O(b_j + m^{-\beta}),
\end{aligned}$$

with

$$v_{j,1}^2 = (Tb_j)\sum_{t=1}^T w_{jt,b}^2 \text{Var}(\sigma_j(X_{jt}, U_{jt})\epsilon_{jt}|X_{jt})/v_j^2. \quad (\text{SA-4})$$

For any $j_1 \neq j_2$, we have $\mathbb{E}(\text{Cov}(\tilde{Z}_{j_1,1}, \tilde{Z}_{j_2,1}|\mathcal{F}_T, \tilde{\mathcal{F}}_T)) = O(\bar{b})$. Consider the random variable

$$Z_{j,1} = (Tb_j)^{1/2}v_j^{-1}\sum_{t=1}^T \tilde{\xi}_{jt,1}, \quad (\text{SA-5})$$

where $\tilde{\xi}_{jt,1}$ are i.i.d. from $N(0, v_{j,1}^2 v_j^2 / (T^2 b_j))$ and independent from $\tilde{\mathcal{F}}_T$ and ϵ_{jt} .

By a similar argument as in the proof of part (a) below, with probability greater than $1 - O(T^{-(\alpha p) \wedge (p/2-1)})$, the maximum difference of $\text{Var}(\tilde{Z}_{j,1}|\mathcal{F}_T, \tilde{\mathcal{F}}_T)$ (resp. $\text{Var}(Z_{j,1}|\mathcal{F}_T)$) and $\text{Cov}(\tilde{Z}_{j_1,1}, \tilde{Z}_{j_2,1}|\mathcal{F}_T, \tilde{\mathcal{F}}_T)$ (resp. $\text{Cov}(Z_{j_1,1}, Z_{j_2,1}|\mathcal{F}_T)$) from their expectation are bounded by $\bar{b} + \sqrt{\log(NT)/(\underline{b}T)}$. Hence by Lemma B.6, we further have

$$\begin{aligned}
& \sup_{u \in \mathbb{R}} \left| \mathbb{P}(I_{\epsilon,m} \mathbf{1}_{\mathcal{A}_T} \leq u) - \mathbb{P}\left(\max_{1 \leq j \leq N} \left| Z_{j,1} + (Tb_j)^{1/2}v_j^{-1}\left(\sum_{t=1}^T \xi_{jt,2} + \gamma_j\right) \right| \leq u\right) \right| \\
& \lesssim (\underline{b}T)^{-1/6} \log^{7/6}(NT) + (T^{2/q}/(\underline{b}T))^{1/3} \log(NT) + (\bar{b} + m^{-\beta})^{1/3} \log^{2/3}(N).
\end{aligned}$$

Then by the construction of $Z_{j,1}$ in (SA-5), we have

$$Z_{j,1} + (Tb_j)^{1/2}v_j^{-1}\left(\sum_{t=1}^T \xi_{jt,2} + \gamma_j\right) = (Tb_j)^{1/2}v_j^{-1}\left(\sum_{t=1}^T (\tilde{\xi}_{jt,1} + \xi_{jt,2}) + \gamma_j\right).$$

Given \mathcal{F}_T , $\tilde{\xi}_{jt,1} + \xi_{jt,2}$ are independent for different t . Recall the definition of v_j^2 in (2.14), we have

$$(Tb_j)v_j^{-2}\sum_{t=1}^T \text{Var}(\tilde{\xi}_{jt,1} + \xi_{jt,2}|\mathcal{F}_T) = 1. \quad (\text{SA-6})$$

Since $|\varepsilon_j(\cdot, \cdot)|$ is upper bounded, $\max_t \mathbb{E}(|\tilde{\xi}_{jt,1}| + |\xi_{jt,2}| | \mathcal{F}_T) = O((b_j T)^{-1})$. With probability greater than $1 - O(T^{-(\alpha p) \wedge (p/2-1)})$, for $l = 1, 2$,

$$\begin{aligned} & \max_{1 \leq j \leq N} T^{1+l} b_j^{(2+l)/2} \sum_{t=1}^T \mathbb{E} \left(|(\tilde{\xi}_{jt,1} + \xi_{jt,2})/v_j|^{2+l} | \mathcal{F}_T \right) \\ & \lesssim \max_{1 \leq j \leq N} T b_j^{(2-l)/2} \sum_{t=1}^T \mathbb{E} \left(((\tilde{\xi}_{jt,1} + \xi_{jt,2})/v_j)^2 | \mathcal{F}_T \right) \leq B_T^l. \end{aligned} \quad (\text{SA-7})$$

For all k , we have

$$\mathbb{E} \left(\max_{1 \leq j \leq N} (b_j^{1/2} T v_j^{-1} |\tilde{\xi}_{jt,1} + \xi_{jt,2}| / B_T)^q | \mathcal{F}_T \right) \leq 2.$$

By combining the above results with (SA-6) and (SA-7), Proposition 2.1 in Chernozhukov et al. (2017b), and Lemma B.6, we have

$$\begin{aligned} & \sup_{u \in \mathbb{R}} \left| \mathbb{P}(I_{\epsilon, m} \mathbf{1}_{\mathcal{A}_T} \leq u) - \mathbb{P} \left(\max_{1 \leq j \leq N} |Z_j + (T b_j)^{1/2} v_j^{-1} \gamma_j| \leq u \right) \right| \\ & \lesssim (\underline{b} T)^{-1/6} \log^{7/6}(NT) + (T^{2/q} / (\underline{b} T))^{1/3} \log(NT) + (\bar{b} + m^{-\beta})^{1/3} \log^{2/3}(N). \end{aligned} \quad (\text{SA-8})$$

Hence we complete the proof.

Proof of part (a). Since $\mathbb{E}(\eta_{jk}^2) = 1$, we have

$$\begin{aligned} \sum_{k=2-m}^T \mathbb{E}(\xi_{jk,1}^2 | \mathcal{F}_T, \tilde{\mathcal{F}}_T) & \geq \sum_{k=1}^{T-m} \left| \sum_{t=k}^{k+m-1} w_{jt,b} \sigma_j(X_{jt}, U_{jt}) A_{t-k,j} \right|_2^2 \\ & = \sum_{k=1}^{T-m} \left| \sum_{t=k}^{k+m-1} (M_{jt,1} + D_{jt,1}) A_{t-k,j} \right|_2^2, \end{aligned} \quad (\text{SA-9})$$

where

$$D_{jt,1} = \mathbb{E}(w_{jt,b} \sigma_j(X_{jt}, U_{jt}) | \mathcal{F}_{t-1}) \quad \text{and} \quad M_{jt,1} = w_{jt,b} \sigma_j(X_{jt}, U_{jt}) - D_{jt,1}. \quad (\text{SA-10})$$

For the simplicity of notation, denote

$$Y_{jk} = \left| \sum_{t=k}^{k+m-1} M_{jt,1} A_{t-k,j} \right|_2^2. \quad (\text{SA-11})$$

Since $|D_{jt,1}| \lesssim 1/T$, (SA-9) can be further lower bounded by

$$\sum_{k=2-m}^T \mathbb{E}(\xi_{jk,1}^2 | \mathcal{F}_T, \tilde{\mathcal{F}}_T) \geq \sum_{k=1}^{T-m} \left(Y_{jk}^{1/2} - O(1/T) \right)^2 \geq \sum_{k=1}^{T-m} Y_{jk} - O\left(\left(\sum_{k=1}^{T-m} Y_{jk} / T \right)^{1/2} \right). \quad (\text{SA-12})$$

We shall bound the difference between Y_{jk} and $\mathbb{E}Y_{jk}$. Note that $\mathbb{E}_0 Y_{jk}$ can be rewritten as

$$\begin{aligned} \sum_{k=1}^{T-m} \mathbb{E}_0 Y_{jk} &= \sum_{t=1}^T \sum_{k=1 \vee (t-m+1)}^{(T-m) \wedge t} (M_{jt,1} L_{k,t,1} + \mathbb{E}_0 L_{k,t,2}) \\ &= \sum_{t=1}^T \sum_{k=1 \vee (t-m+1)}^{(T-m) \wedge t} [M_{jt,1} L_{k,t,1} + L_{k,t,2} - \mathbb{E}(L_{k,t,2} | \mathcal{F}_{t-1})] \\ &\quad + \sum_{t=1}^T \sum_{k=1 \vee (t-m+1)}^{(T-m) \wedge t} [\mathbb{E}(L_{k,t,2} | \mathcal{F}_{t-1}) - \mathbb{E}(L_{k,t,2})] =: \text{I}_{j1} + \text{I}_{j2}, \end{aligned}$$

where

$$L_{k,t,1} = 2 \sum_{s=k}^{t-1} M_{js,1} A_{t-k,j}^\top \cdot A_{s-k,j}, \quad \text{and} \quad L_{k,t,2} = M_{jt,1}^2 |A_{t-k,j}|_2^2.$$

Let

$$\varsigma_{jt} := \sum_{k=1 \vee (t-m+1)}^{(T-m) \wedge t} [M_{jt,1} L_{k,t,1} + L_{k,t,2} - \mathbb{E}(L_{k,t,2} | \mathcal{F}_{t-1})].$$

Then $\text{I}_{j1} = \sum_{t=1}^T \varsigma_{jt}$, the summation of martingale differences. Since $|M_{jt,1}| = O((Tb_j)^{-1})$, we have $|\varsigma_{jt}| = O((Tb_j)^{-2})$ and $\mathbb{E}(\varsigma_{jt}^2 | \mathcal{F}_{t-1}) = O(b_j (Tb_j)^{-4})$. Thus by Freedman's inequality,

$$\mathbb{P}(b_j^{-1/2} (Tb_j)^2 |\text{I}_{j1}| \geq z) \lesssim \exp\left\{ -\frac{z^2}{b_j^{-1/2} z + T} \right\}. \quad (\text{SA-13})$$

Hence with probability greater than $1 - T^{-p}$ we have

$$\max_{1 \leq j \leq N} (Tb_j) |\text{I}_{j1}| \lesssim \sqrt{\log(NT) / (bT)}. \quad (\text{SA-14})$$

For I_{j2} part, let $\tilde{\sigma}_j^2(x) = \mathbb{E}(\sigma_j^2(X_{jt}, U_{jk}) | X_{jt} = x)$. By Assumption SA-2,

$$\mathbb{E}(M_{jt,1}^2 \mathbf{1}_{X_{jt} \geq c_{j0}} | \mathcal{F}_{t-1}) = \frac{1}{b_j T^2} \int_0^1 K^2(x) \tilde{\sigma}_j^2(c_{j0}) g_j(c_{j0})^{-1} \frac{K_2^+ - K_1^+ x}{K_2^+ K_0^+ - K_1^{+2}} g_{j,t}(c_{j0} | \mathcal{F}_{t-1}) dx + O(T^{-2}). \quad (\text{SA-15})$$

By Theorem 6.2 in Zhang and Wu (2017), we have

$$\mathbb{P}\left(\max_{1 \leq j \leq N} (b_j T^2) |I_{j2}| \geq z + O(Tb_j)\right) \lesssim z^{-p} T^{(p/2 - \alpha p) \vee 1} \log(N)^{p/2} + e^{-z^2/T}.$$

Hence with probability greater than $1 - O(T^{-(\alpha p) \wedge (p/2 - 1)})$, we have

$$\max_{1 \leq j \leq N} (Tb_j) |I_{j2}| \lesssim \sqrt{\log(NT)/T} + \bar{b}. \quad (\text{SA-16})$$

For the expectation part, since $M_{jt,1}$ are martingale differences, for $m \leq T/2$,

$$\frac{Tb_j}{v_j^2} \sum_{k=1}^{T-m} \mathbb{E}(Y_{jk}) = \frac{Tb_j}{v_j^2} \sum_{k=1}^{T-m} \sum_{t=k}^{k+m-1} \mathbb{E}(M_{jt,1}^2 | A_{t-k,j,\cdot}) \asymp c,$$

where $c > 0$ is some constant independent of j . We complete the proof by combining above with (SA-14) and (SA-16).

Proof of part (b). Recall the definition of Y_{jk} in (SA-11). Since $|Y_{jk}| \lesssim (Tb_j)^{-2}$, we have

$$\begin{aligned} \sum_{k=2-m}^T \mathbb{E}(|\xi_{jk,1}|^{2+l} | \mathcal{F}_T, \tilde{\mathcal{F}}_T) &\lesssim \sum_{k=2-m}^T \left| \sum_{t=1 \vee k}^{T \wedge (k+m-1)} w_{jt,b} \sigma_j(X_{jt}, U_{jt}) A_{t-k,j,\cdot} \right|_2^{2+l} \\ &\lesssim \sum_{k=2-m}^T Y_{jk}^{1+l/2} + \sum_{k=2-m}^T \left(\sum_{t=1 \vee k}^{T \wedge (k+m-1)} |D_{jt,2}| |A_{t-k,j,\cdot}|_2 \right)^{2+l} \\ &\lesssim (Tb_j)^{-l} \sum_{k=2-m}^T Y_{jk} + T^{-1-l}. \end{aligned} \quad (\text{SA-17})$$

By a similar argument in (a), with probability greater than $1 - O(T^{-(\alpha p) \wedge (p/2 - 1)})$, we have

$$\left| \sum_{k=2-m}^T Y_{jk} \right| \lesssim (Tb_j)^{-1}. \quad (\text{SA-18})$$

Then part (b) follows from (SA-17) and (SA-18).

(ii) Since

$$\left| \sum_{t=1 \vee k}^{T \wedge (k+m-1)} w_{jt,b} r_j(X_{jt}, U_{jt}) A_{t-k,j,\cdot}^\top \right|_2 = O(1/(b_j T)),$$

we have

$$\mathbb{E}\left(\exp\{T\sqrt{b_j}|\tilde{\xi}_{jt,1} + \xi_{jt,2}|/B_T\} | \mathcal{F}_T\right) \leq 2,$$

where $B_T = c\underline{b}^{-1/2}$, where $c > 0$ is a sufficiently large constant. We complete the proof in view of Proposition 2.1 in Chernozhukov et al. (2017b). ■

C.2 Proofs of Lemmas in Section B.1.3

Proof of Lemma B.2. (i) The results can be derived by elementary calculus.

(ii) Define $\mathbb{E}_0(X) = X - \mathbb{E}(X)$. without loss of generality and for notation simplicity, we assume $c_{j0} = 0$. For random variable X , denote $X^+ = X\mathbf{1}_{\{X \geq 0\}}$. We shall show that $S_{j,b}^+$ is close to its expectation. To this end, denote

$$M_{jt} = X_{jt}^{+l}K(X_{jt}^+/b_j) - \mathbb{E}(X_{jt}^{+l}K(X_{jt}^+/b_j)|\mathcal{F}_{t-1})$$

and $D_{jt} = \mathbb{E}(X_{jt}^{+l}K(X_{jt}^+/b_j)|\mathcal{F}_{t-1}) - \mathbb{E}(X_{jt}^{+l}K(X_{jt}^+/b_j))$.

Then the difference between $S_{j,b}^+$ and its expectation can be decomposed into two parts

$$\mathbb{E}_0 S_{j,b}^+ = \sum_{t=1}^T M_{jt} + \sum_{t=1}^T D_{jt} = I_{j1} + I_{j2}.$$

Note that for any j , M_{jt} , $t \geq 1$, are martingale differences with respect to \mathcal{F}_t . Moreover, we have $M_{jt} \leq |K|_\infty b_j^l$ and

$$\mathbb{E} M_{jt}^2 \leq \int_0^{b_j} x^{2l} K^2(x/b_j) g_j(x) dx \leq b_j^{2l+1} \left(g_j(0) \int_0^1 K^2(y) dy + O(b_j) \right),$$

uniformly over j . Thus by Freedman's inequality (Freedman (1975)),

$$\mathbb{P}(|I_{j1}| \geq z) \lesssim \exp\left\{ -z^2 / (b_j^l z + T b_j^{2l+1}) \right\},$$

where the constants in \lesssim or $O(\cdot)$ here and all the followings of this proof are independent of N, T, j, b_j . That is with probability greater than $1 - (TN)^{-p}$,

$$\max_{1 \leq j \leq N} |I_{j1}| / (T b_j^{l+1}) \lesssim \sqrt{\log(TN) / (T \underline{b})}. \quad (\text{SA-19})$$

For part I_{j2} , by Taylor's expansion, we have

$$\mathbb{E}(X_{jt}^{+l}K(X_{jt}^+/b_j)|\mathcal{F}_{t-1}) = b_j^{l+1} \int_0^1 y^l K(y) g_{j,t}(b_j y | \mathcal{F}_{t-1}) dy = b_j^{l+1} (K_l^+ g_{j,t}(0 | \mathcal{F}_{t-1}) + O(b_j)),$$

uniformly over j . By Theorem 6.2 in Zhang and Wu (2017), for $z \gtrsim \sqrt{T \log(N)}$,

$$\mathbb{P}\left(\max_{1 \leq j \leq N} \left| \sum_{t=1}^T \mathbb{E}_0 g_{j,t}(0 | \mathcal{F}_{t-1}) \right| \geq z\right) \lesssim T^{(p/2 - \alpha p) \vee 1} \log(N)^{p/2} / z^p + e^{-z^2/T}.$$

Hence with probability greater than $1 - O(T^{-(\alpha p) \wedge (p/2-1)})$ we have

$$\max_{1 \leq j \leq N} |I_{j2}/(Tb_j^{l+1})| \lesssim \bar{b}^{l+1} \sqrt{T \log(TN)} + \bar{b}. \quad (\text{SA-20})$$

Combining (SA-19) and (SA-20), with probability greater than $1 - O(T^{-(\alpha p) \wedge (p/2-1)})$, we have

$$\max_{1 \leq j \leq N} |\mathbb{E}_0 S_{j,b}^+| / (Tb_j^{l+1}) \lesssim \sqrt{\log(TN)/(T\bar{b})} + \bar{b}.$$

Lastly, we need to approximate the expectation part. Note that

$$\mathbb{E}(X_{jt}^{+l} K(X_{jt}^+/b_j)) = \int_0^{b_j} x^l K(x/b_j) g_j(x) dx = b_j^{l+1} K_l^+ g_j(0) + O(b_j^{l+2}),$$

uniformly over j . Hence (SA-6) holds. Inequality (SA-7) directly comes from (SA-6).

For (SA-8), note that $\sum_{t=1}^T |w_{jt,b}^+| \leq (S_{j0}^+ S_{j2}^+ + S_{j1}^{+2}) / (S_{j0}^+ S_{j2}^+ - S_{j1}^{+2})$, thus result follows from (SA-2). ■

Proof of Lemma B.7. We shall only work on the set \mathcal{A}_T . Let $w_{jt,b}$ be as defined in (SA-1). Then I_ϵ can be rewritten as

$$I_\epsilon \mathbf{1}_{\mathcal{A}_T} = \max_{1 \leq j \leq N} \frac{(Tb_j)^{1/2}}{v_j} \left| \sum_{t=1}^T w_{jt,b} [\sigma_j(X_{jt}, U_{jt}) \epsilon_{jt} + \varepsilon_j(X_{jt}, U_{jt})] + \gamma_j \right|. \quad (\text{SA-21})$$

Recall the definition of $\epsilon_{jt,m}$ in (SA-3) and $r_j(X_{jt}, U_{jt})$ in (SA-1), then

$$\begin{aligned} |I_\epsilon - I_{\epsilon,m}| \mathbf{1}_{\mathcal{A}_T} &\leq \max_{1 \leq j \leq N} (Tb_j)^{1/2} \left| \sum_{t=1}^T w_{jt,b} r_j(X_{jt}, U_{jt}) (\epsilon_{jt} - \epsilon_{jt,m}) \right| \\ &= \max_{1 \leq j \leq N} (Tb_j)^{1/2} \left| \sum_{t=1}^T w_{jt,b} r_j(X_{jt}, U_{jt}) \sum_{k \leq t-m} A_{t-k,j}^\top \eta_k \right| \\ &= \max_{1 \leq j \leq N} (Tb_j)^{1/2} \left| \sum_{k \leq T-m} \sum_{t=1 \vee (k+m)}^T w_{jt,b} r_j(X_{jt}, U_{jt}) A_{t-k,j}^\top \eta_k \right|, \end{aligned} \quad (\text{SA-22})$$

where $A_{t,j,\cdot}$ is the j th row of matrix A_t . Let

$$\xi_{jk} = (Tb_j)^{1/2} \sum_{t=1 \vee (k+m)}^T w_{jt,b} r_j(X_{jt}, U_{jt}) A_{t-k,j,\cdot}^\top \eta_k.$$

Then conditional on \mathcal{F}_T and $\tilde{\mathcal{F}}_T$, ξ_{jk} are independent for different k , and

$$|I_\epsilon - I_{\epsilon,m}| \mathbf{1}_{\mathcal{A}_T} \leq \max_{1 \leq j \leq N} \left| \sum_{k \leq T-m} \xi_{jk} \right|.$$

Let

$$\begin{aligned} \sigma^2 &= \max_{1 \leq j \leq N} \sum_{k \leq T-m} \mathbb{E}(\xi_{jk}^2 | \mathcal{F}_T, \tilde{\mathcal{F}}_T) \\ &\lesssim \max_{1 \leq j \leq N} Tb_j \sum_{k \leq T-m} \left(\sum_{t=1 \vee (k+m)}^T |w_{jt,b} r_j(X_{jt}, U_{jt}) A_{t-k,j,\cdot}|_2 \right)^2. \end{aligned} \quad (\text{SA-23})$$

Since kernel function $K(\cdot)$ is bounded, by Lemma B.2, $\max_{t,j} (Tb_j) |w_{jt,b}| = O(1)$ and $\max_j \sum_{t=1}^T |w_{jt,b}| = O(1)$, where the constants in $O(\cdot)$ and \lesssim here and throughout this proof are independent of N, T, b, j . Hence we have

$$\max_{j,k} (Tb_j) \sum_{t=1 \vee (k+m)}^T |w_{jt,b} A_{t-k,j,\cdot}|_2 / v_j \lesssim m^{-\beta}, \quad (\text{SA-24})$$

and

$$\max_j \sum_{k \leq T-m} \sum_{t=1 \vee (k+m)}^T |w_{jt,b}| |A_{t-k,j,\cdot}|_2 / v_j = \max_j \sum_{t=1}^T \sum_{k \leq t-m} |w_{jt,b}| |A_{t-k,j,\cdot}|_2 / v_j \lesssim m^{-\beta}. \quad (\text{SA-25})$$

It follows that

$$\sigma^2 \lesssim m^{-2\beta}. \quad (\text{SA-26})$$

By Lemma B.3, for any $z > 0$,

$$\begin{aligned} &\mathbb{P}(|I_\epsilon - I_{\epsilon,m}| \mathbf{1}_{\mathcal{A}_T} \geq z | \mathcal{F}_T, \tilde{\mathcal{F}}_T) \\ &\lesssim \sum_{k \leq T-m} \sum_{1 \leq j \leq N} \mathbb{P}\left(|\xi_{jk}| \geq u | \mathcal{F}_T, \tilde{\mathcal{F}}_T\right) + 2N \exp\left(-\frac{z^2}{zu + m^{-2\beta}}\right), \end{aligned} \quad (\text{SA-27})$$

By Markov's inequality, we have

$$\begin{aligned}
\sum_{k \leq T-m} \mathbb{P}\left(|\xi_{jk}| \geq u\right) &\leq \sum_{k \leq T-m} u^{-q} \mathbb{E}\left(\mathbb{E}\left(|\xi_{jk}|^q \mid \mathcal{F}_T, \tilde{\mathcal{F}}_T\right)\right) \\
&\lesssim u^{-q} \sum_{k \leq T-m} (Tb_j)^{q/2} \mathbb{E}\left|\sum_{t=1 \vee (k+m)}^T w_{jt, b} r_j(X_{jt}, U_{jt}) A_{t-k, j}^\top\right|_2^q \\
&\lesssim (Tb)^{1-q/2} m^{-q\beta} u^{-q}. \tag{SA-28}
\end{aligned}$$

We complete the proof by implementing (SA-28) into (SA-27) with $u = z/\log(NT)$. ■

Proof of Lemma B.8. By (SA-22), $|I_\epsilon - I_{\epsilon, m}|$ can be bounded by

$$|I_\epsilon - I_{\epsilon, m}| \mathbf{1}_{\mathcal{A}_T} \leq \max_{1 \leq j \leq N} \left| \sum_{k \leq T-m} c_{jk}^\top \eta_k \right|,$$

where $c_{jk} = (Tb_j)^{1/2} \sum_{t=1 \vee (k+m)}^T w_{jt, b} r_j(X_{jt}, U_{jt}) A_{t-k, j}$. Then by (SA-24) and (SA-25), we have

$$\max_{j, k} |c_{jk}|_2 \lesssim m^{-\beta} (\underline{b}T)^{-1/2} \quad \text{and} \quad \max_j \sum_k |c_{jk}|_2^2 \lesssim m^{-2\beta}. \tag{SA-29}$$

Conditional on \mathcal{F}_T and $\tilde{\mathcal{F}}_T$, $c_{jk}^\top \eta_k$ are independent for different k , therefore for $\lambda |c_{jk}|_2 \leq \lambda_0$, where λ_0 is defined in Assumption 3.1. By Markov's inequality

$$\mathbb{P}\left(\sum_{k \leq T-m} c_{jk}^\top \eta_k \geq z \mid \mathcal{F}_T, \tilde{\mathcal{F}}_T\right) \leq e^{-\lambda z} \prod_{k \leq T-m} \mathbb{E}\left(e^{\lambda c_{jk}^\top \eta_k} \mid \mathcal{F}_T, \tilde{\mathcal{F}}_T\right). \tag{SA-30}$$

Since $\mathbb{E}(\eta_k \mid \mathcal{F}_T, \tilde{\mathcal{F}}_T) = 0$, we have

$$\begin{aligned}
\mathbb{E}\left(e^{\lambda c_{jk}^\top \eta_k} \mid \mathcal{F}_T, \tilde{\mathcal{F}}_T\right) &= 1 + \mathbb{E}\left(e^{\lambda c_{jk}^\top \eta_k} - 1 - \lambda c_{jk}^\top \eta_k \mid \mathcal{F}_T, \tilde{\mathcal{F}}_T\right) \\
&\leq 1 + \mathbb{E}\left(\frac{e^{|\lambda c_{jk}^\top \eta_k|} - 1 - |\lambda c_{jk}^\top \eta_k|}{\lambda^2 |c_{jk}|_2^2} \mid \mathcal{F}_T, \tilde{\mathcal{F}}_T\right) \lambda^2 |c_{jk}|_2^2,
\end{aligned}$$

in view of $e^x - x \leq e^{|x|} - |x|$ for any x . Note that for any fixed $x > 0$, $(e^{tx} - tx - 1)/t^2$ is

increasing on $t \in (0, \infty)$. Therefore

$$\begin{aligned} \mathbb{E}\left(e^{\lambda c_{jk}^\top \eta_k} \mid \mathcal{F}_T, \tilde{\mathcal{F}}_T\right) &\leq 1 + \mathbb{E}\left(\frac{e^{\lambda_0 |c_{jk}^\top \eta_k| / |c_{jk}|_2} - 1 - \lambda_0 |c_{jk}^\top \eta_k| / |c_{jk}|_2}{\lambda_0^2} \mid \mathcal{F}_T, \tilde{\mathcal{F}}_T\right) \lambda^2 |c_{jk}|_2^2 \\ &\leq 1 + a'_0 \lambda^2 |c_{jk}|_2^2 \\ &\leq e^{a'_0 \lambda^2 |c_{jk}|_2^2}, \end{aligned}$$

where the last inequality is due to $1 + x \leq e^x$ and $a'_0 = a_0 / \lambda_0^2$ with a_0 defined in Assumption 3.1. Combining the above results with (SA-30), we have

$$\mathbb{P}\left(\sum_{k \leq T-m} c_{jk}^\top \eta_k \geq z \mid \mathcal{F}_T, \tilde{\mathcal{F}}_T\right) \leq e^{-\lambda z} \mathbb{E}\left(e^{a'_0 \lambda^2 \sum_{k \leq T-m} |c_{jk}|_2^2} \mid \mathcal{F}_T, \tilde{\mathcal{F}}_T\right) \leq e^{-\lambda z} e^{c \lambda^2 m^{-2\beta}},$$

where the last inequality is due to (SA-29) and $c > 0$ is some constant. The same argument can be applied for $\sum_{k \leq T-m} c_{jk}^\top \eta_k < -z$, then we have

$$\mathbb{P}(|I_\epsilon - I_{\epsilon,m}| \mathbf{1}_{\mathcal{A}_T} \geq z) \leq 2N e^{-\lambda z + c \lambda^2 m^{-2\beta}} \lesssim N \exp\left\{-c' \frac{z^2}{m^{-\beta} (\underline{b}T)^{-1/2} z + m^{-2\beta}}\right\},$$

where $c' > 0$ is some constant and we complete the proof. ■

C.3 Proofs of the Technical Lemmas in Section B.2

Proof of Lemma B.9. (i) Recall the definition of $a_{jt,b}$ in (SA-14). We have

$$\sum_{t=1}^T a_{jt,b} (\epsilon_{jt} - \epsilon_{jt,m}) = \sum_{k=-\infty}^{T-m} \sum_{t=1 \vee (k+m)}^T a_{jt,b} A_{t-k,j}^\top \eta_k.$$

Denote

$$\xi_{jk} = (Tb_j)^{1/2} \sum_{t=1 \vee (k+m)}^T \left(a_{jt,b} A_{t-k,j}^\top - \sum_{l=1}^N a_{lt,b} A_{t-k,l}^\top / N \right)^\top \eta_k / \tilde{v}_j.$$

Then $\mathcal{Q}_\epsilon - \mathcal{Q}_{\epsilon,m}$ can be rewritten into

$$|\mathcal{Q}_\epsilon - \mathcal{Q}_{\epsilon,m}| \leq \max_{1 \leq j \leq N} \left| \sum_{k \leq T-m} \xi_{jk} \right|.$$

Given $\mathcal{F}_T, \tilde{\mathcal{F}}_T, \xi_{jk}$ are independent for different k . By the same argument as used to obtain (SA-27), we have

$$\begin{aligned} & \mathbb{P}(|\mathcal{Q}_\epsilon - \mathcal{Q}_{\epsilon,m}| \geq z | \mathcal{F}_T, \tilde{\mathcal{F}}_T) \\ & \leq \sum_{k \leq T-m} \mathbb{P}\left(\max_{1 \leq j \leq N} |\xi_{jk}| \geq u | \mathcal{F}_T, \tilde{\mathcal{F}}_T\right) + 2Ne^{-z^2/(2zu+2v)}, \end{aligned} \quad (\text{SA-31})$$

where v is the upper bound for

$$\begin{aligned} \sigma^2 &= \max_{1 \leq j \leq N} \sum_{k \leq T-m} \mathbb{E}(\xi_{jk}^2 | \mathcal{F}_T, \tilde{\mathcal{F}}_T) \\ &= \max_{1 \leq j \leq N} \sum_{k \leq T-m} Tb_j \left| \sum_{t=1 \vee (k+m)}^T \left(a_{jt,b} A_{t-k,j,\cdot} - \sum_{l=1}^N a_{lt,b} A_{t-k,l,\cdot} / N \right) \right|_2^2 / \tilde{v}_j^2 \\ &\leq \max_{1 \leq j \leq N} Tb_j \sum_{k \leq T-m} \left(\sum_{t=1 \vee (k+m)}^T \left(|a_{jt,b}| |A_{t-k,j,\cdot}|_2 + \sum_{l=1}^N |a_{lt,b}| |A_{t-k,l,\cdot}|_2 / N \right) \right)^2 / \tilde{v}_j^2. \end{aligned}$$

As in the proof of (SA-26), we have

$$\sigma^2 \lesssim (\bar{b}/\underline{b})m^{-2\beta} \lesssim m^{-2\beta}. \quad (\text{SA-32})$$

Since $\sum_{k \geq m} |A_{k,j,\cdot}|_2 \lesssim m^{-\beta}$, by the same argument as used to derive (SA-28), we have

$$\sum_{k \leq T-m} \sum_{1 \leq j \leq N} \mathbb{P}\left(|\xi_{jk}| \geq u\right) \lesssim N(T\underline{b})^{-q/2+1} m^{-q\beta} u^{-q}. \quad (\text{SA-33})$$

Take $u = z/\log(NT)$. Substituting (SA-32) and (SA-33) into (SA-31), we complete the proof of part (i).

(ii) Note that $|\mathcal{Q}_\epsilon - \mathcal{Q}_{\epsilon,m}|$ can be bounded by

$$|\mathcal{Q}_\epsilon - \mathcal{Q}_{\epsilon,m}| \leq \max_{1 \leq j \leq N} (Tb_j)^{1/2} \left| \sum_{k \leq T-m} c_{jk}^\top \eta_k \right| / \tilde{v}_j,$$

where

$$c_{jk} = \sum_{t=1 \vee (k+m)}^T \left(a_{jt,b} A_{t-k,j,i} - \sum_{l=1}^N a_{lt,b} A_{t-k,l,i} / N \right).$$

By arguments as used to obtain (SA-24) and (SA-25), we have the same bound of c_{jk} as in (SA-29). Hence the desired result follows from Lemma B.8. \blacksquare

Proof of Lemma B.10 (i) Recall the definition of $a_{jt,b}$ in (SA-14), then $\mathcal{Q}_{\epsilon,m}$ can be rewritten as

$$\begin{aligned}\mathcal{Q}_{\epsilon,m}\mathbf{1}_{\mathcal{A}_T} &= \max_{1 \leq j \leq N} (Tb_j)^{1/2} \left| \sum_{t=1}^T \left(a_{jt,b} \epsilon_{jt,m} - \sum_{l=1}^N a_{lt,b} \epsilon_{lt,m} / N + w_{jt,b} \epsilon_j(X_{jt}, U_{jt}) \right. \right. \\ &\quad \left. \left. - \sum_{l=1}^N w_{lt,b} \epsilon_l(X_{lt}, U_{lt}) / N \right) + (\gamma_j - \bar{\gamma}) \right| / \tilde{v}_j \\ &= \max_{1 \leq j \leq N} (Tb_j)^{1/2} \left| \sum_{k=2-m}^T c_{jk}^\top \eta_k + \sum_{t=1}^T \xi_{jt} + (\gamma_j - \bar{\gamma}) \right| / \tilde{v}_j,\end{aligned}\tag{SA-34}$$

where

$$c_{jk} = \sum_{t=1 \vee k}^{T \wedge (k+m-1)} \left(a_{jt,b} A_{t-k,j,\cdot} - \sum_{l=1}^N a_{lt,b} A_{t-k,l,\cdot} / N \right)$$

and

$$\xi_{jt} = w_{jt,b} \epsilon_j(X_{jt}, U_{jt}) - \sum_{l=1}^N w_{lt,b} \epsilon_l(X_{lt}, U_{lt}) / N.$$

Decompose $a_{jt,b}$ into two parts,

$$M_{jt} = a_{jt,b} - \mathbb{E}(a_{jt,b} | \mathcal{F}_{t-1}, \tilde{\mathcal{F}}_{t-1}) \quad \text{and} \quad D_{jt} = \mathbb{E}(a_{jt,b} | \mathcal{F}_{t-1}, \tilde{\mathcal{F}}_{t-1}).\tag{SA-35}$$

Let $\tilde{\sigma}_j(X_{jt}) = \mathbb{E}(\sigma_j(X_{jt}, U_{jt}) | X_{jt})$. Since density function g_j is bounded,

$$\begin{aligned}|D_{jt}| &\lesssim \left| \mathbb{E}(\tilde{\sigma}_j(X_{jt}) K(X_{jt}/b_j) / (b_j T) | \mathcal{F}_{t-1}) \right| \\ &\lesssim \left| \int T^{-1} K(x) \tilde{\sigma}_j(b_j x) g_j(b_j x | \mathcal{F}_{t-1}) dx \right| \lesssim T^{-1},\end{aligned}$$

where the constants in \lesssim and $O(\cdot)$ here and all the followings of this proof are independent of j, t, N, T . In the following we shall firstly show that with probability greater than $1 - O(T^{-(\alpha p) \wedge (p/2-1)})$,

$$\min_{1 \leq j \leq N} (Tb_j) \sum_{k=2-m}^T \mathbb{E}((c_{jk}^\top \eta_k)^2 | \mathcal{F}_T, \tilde{\mathcal{F}}_T) \geq c,\tag{SA-36}$$

where $c > 0$ is some constant. Note that

$$\sum_{k=2-m}^T \mathbb{E}((c_{jk}^\top \eta_k)^2 | \mathcal{F}_T, \tilde{\mathcal{F}}_T) \geq \sum_{k=1}^{T-m} \left| \sum_{t=k}^{k+m-1} \left(a_{jt,b} A_{t-k,j,\cdot} - \sum_{l=1}^N a_{lt,b} A_{t-k,l,\cdot} / N \right) \right|_2^2.\tag{SA-37}$$

Denote M_{jt} and D_{jt} as in (SA-35), and let

$$Y_{jk} = \left| \sum_{t=k}^{k+m-1} \left(M_{jt} A_{t-k,j,\cdot} - \sum_{l=1}^N M_{lt} A_{t-k,l,\cdot} / N \right) \right|_2^2.$$

Since $|D_{jt}| \lesssim 1/T$, similarly to (SA-12), (SA-37) can be further lower bounded by

$$\sum_{k=2-m}^T \mathbb{E}((c_{jk}^\top \eta_k)^2 | \mathcal{F}_T, \tilde{\mathcal{F}}_T) \geq \sum_{k=1}^{T-m} \left(Y_{jk}^{1/2} - O(1/T) \right)^2 \geq \sum_{k=1}^{T-m} Y_{jk} - O\left(\left(\sum_{k=1}^{T-m} Y_{jk} / T \right)^{1/2} \right).$$

By Assumption 3.3, for $j \neq l$, we have $\mathbb{E}(M_{jt} M_{lt}) = O(T^{-2})$ and thus

$$\begin{aligned} & \sum_{k=1}^{T-m} \mathbb{E}(Y_{jk}) \\ &= \sum_{k=1}^{T-m} \sum_{t=k}^{k+m-1} \mathbb{E} \left| M_{jt} A_{t-k,j,\cdot} - \sum_{l=1}^N M_{lt} A_{t-k,l,\cdot} / N \right|_2^2 \\ &= \sum_{k=1}^{T-m} \sum_{t=k}^{k+m-1} \left(\mathbb{E}(M_{jt}^2) (1 - 1/N)^2 |A_{t-k,j,\cdot}|_2^2 + \sum_{\{l:l \neq j\}} \mathbb{E}(M_{lt}^2) |A_{t-k,l,\cdot}|_2^2 / N^2 \right) + O(1/T) \\ &\gtrsim (\underline{b}T)^{-1}. \end{aligned} \tag{SA-38}$$

We shall bound the difference between Y_{jk} and $\mathbb{E}Y_{jk}$. Let $L_{jtk} = M_{jt} A_{t-k,j,\cdot} - \sum_{l=1}^N M_{lt} A_{t-k,l,\cdot} / N$ and denote

$$\tilde{\xi}_{jt} = \sum_{k=1 \vee (t-m+1)}^{(T-m) \wedge t} \left(|L_{jtk}|_2^2 + 2L_{jtk}^\top \sum_{k \leq s < t} L_{j sk} \right).$$

Then the difference can be decomposed into two parts,

$$\sum_{k=1}^{T-m} \mathbb{E}_0 Y_{jk} = \sum_{t=1}^T (\tilde{\xi}_{jt} - \mathbb{E}(\tilde{\xi}_{jt} | \mathcal{F}_{t-1}, \tilde{\mathcal{F}}_{t-1})) + \sum_{t=1}^T (\mathbb{E}(\tilde{\xi}_{jt} | \mathcal{F}_{t-1}, \tilde{\mathcal{F}}_{t-1}) - \mathbb{E} \tilde{\xi}_{jt}) = \mathbb{I}_{j1} + \mathbb{I}_{j2},$$

Similarly to the argument in (SA-13), we have $|\tilde{\xi}_{jt}| = O((b_j T)^{-2})$, $\sum_{t=1}^T \mathbb{E}(\tilde{\xi}_{jt}^2 | \mathcal{F}_{t-1}, \tilde{\mathcal{F}}_{t-1}) = O((b_j T)^{-3})$ and thus

$$\mathbb{P} \left(\max_{1 \leq j \leq N} |\mathbb{I}_{j1}| \geq z / (b_j T)^2 \right) \lesssim N \exp \left\{ - \frac{z^2}{z + b_j T} \right\}. \tag{SA-39}$$

Hence with probability greater than $1 - T^{-p}$, we have $\max_{1 \leq j \leq N} (b_j T) |\mathbb{I}_{j1}| = \sqrt{\log(NT) / (\underline{b}T)}$.

For I_{j2} part, similar to (SA-15), we have

$$\mathbb{E}(M_{jt}^2 | \mathcal{F}_{t-1}, \tilde{\mathcal{F}}_{t-1}) = \int b_j (b_j T)^{-2} K^2(x) \tilde{\sigma}_j^2(c_{j0}) g_j(c_{j0} | \mathcal{F}_{t-1}) dx (1 + O(b_j)),$$

and that

$$\mathbb{E}(\tilde{\xi}_{jt} | \mathcal{F}_{t-1}, \tilde{\mathcal{F}}_{t-1}) = \sum_{k=1 \vee (t-m+1)}^{(T-m) \wedge t} \mathbb{E}(|L_{jtk}|_2^2 | \mathcal{F}_{t-1}, \tilde{\mathcal{F}}_{t-1}).$$

Hence by Theorem 6.2 in Zhang and Wu (2017),

$$\mathbb{P}\left(\max_{1 \leq j \leq N} (b_j T^2) |I_{j2}| \geq z + O(\bar{b})\right) \lesssim z^{-p} T^{(p/2 - \alpha p) \vee 1} \log(N)^{p/2} + e^{-z^2/T}.$$

Hence combining I_{j1} and I_{j2} , with probability greater than $1 - O(T^{-(\alpha p) \wedge (p/2-1)})$,

$$b_j T \left| \sum_{k=1}^{T-m} \mathbb{E}_0 Y_{jk} \right| \lesssim \sqrt{\log(NT)/(bT)} + \bar{b}. \quad (\text{SA-40})$$

This, in conjunction with (SA-38), completes the proof of (SA-36).

We shall then show that with probability greater than $1 - O(T^{-(\alpha p) \wedge (p/2-1)})$, for $B_T = cb^{-1/2}$, some constant $c > 0$ large enough, $l = 1, 2$, we have

$$\max_{1 \leq j \leq N} b_j^{(2+l)/2} T^{1+l} \sum_{k=2-m}^T \mathbb{E}(|c_{jk}^\top \eta_k|^{2+l} | \mathcal{F}_T, \tilde{\mathcal{F}}_T) \leq B_T^l. \quad (\text{SA-41})$$

Since η_{ik} are independent for different i, k ,

$$\sum_{k=2-m}^T \mathbb{E}(|c_{jk}^\top \eta_k|^{2+l} | \mathcal{F}_T, \tilde{\mathcal{F}}_T) \lesssim \sum_{k=2-m}^T |c_{jk}|_2^{2+l} \lesssim (b_j T)^{-l} \sum_{k=2-m}^T Y_{jk} + T^{-(1+l)}. \quad (\text{SA-42})$$

By a similar argument as used to derive (SA-38), we have $b_j T \sum_{k=2-m}^T \mathbb{E} Y_{jk} = O(1)$. Hence together with (SA-40), with probability greater than $1 - O(T^{-(\alpha p) \wedge (p/2-1)})$,

$$b_j T \sum_{k=2-m}^T Y_{jk} = O(1). \quad (\text{SA-43})$$

Combining (SA-42) and (SA-43), we complete the proof of (SA-41). Let $\tilde{Z}_{j,1}$, $1 \leq j \leq N$, be Gaussian distributed random variables with the same conditional covariance structure as $(Tb_j)^{1/2} \sum_{k=2-m}^T c_{jk}^\top \eta_k$ given \mathcal{F}_T and $\tilde{\mathcal{F}}_T$. For any j conditional on \mathcal{F}_T and $\tilde{\mathcal{F}}_T$, $c_{jk}^\top \eta_k$ are

independent for different k . Thus by Proposition 2.1 in Chernozhukov et al. (2017b),

$$\begin{aligned} & \sup_{u \in \mathbb{R}} \left| \mathbb{P}(\mathcal{Q}_{\epsilon, m} \mathbf{1}_{\mathcal{A}_T} \leq u) - \mathbb{P} \left(\max_{1 \leq j \leq N} \left| \tilde{Z}_{j,1} + (Tb_j)^{1/2} \left(\sum_{t=1}^T \xi_{jt} + (\gamma_j - \bar{\gamma}) \right) \right| / \tilde{v}_j \leq u \right) \right| \\ & \lesssim (\underline{b}T)^{-1/6} \log^{7/6}(NT) + (T^{2/q}/(\underline{b}T))^{1/3} \log(NT). \end{aligned}$$

Define

$$\tilde{v}_{j,1}^2 = v_j^2 \left\{ (1 - 1/N)^2 v_{j,1}^2 + \sum_{l=1} v_{l,1}^2 / N^2 \right\},$$

where $v_{j,1}$ defined in (SA-4). Note that

$$\mathbb{E}(\text{Var}(\tilde{Z}_{j,1} | \mathcal{F}_T, \tilde{\mathcal{F}}_T)) = \tilde{v}_{j,1}^2 + O(b_j + m^{-\beta}).$$

And for any $j_1 \neq j_2$ we have

$$\mathbb{E}[\text{Cov}(\tilde{Z}_{j_1,1}, \tilde{Z}_{j_2,1} | \mathcal{F}_T, \tilde{\mathcal{F}}_T)] = O(\bar{b}).$$

Let $Z_{j,1}$ be i.i.d. from $N(0, \tilde{v}_{j,1}^2)$ and is independent of \mathcal{F}_T and $\tilde{\mathcal{F}}_T$. With probability greater than $1 - O(T^{-(\alpha p) \wedge (p/2-1)})$, the maximum difference of $\text{Var}(\tilde{Z}_{j,1} | \mathcal{F}_T, \tilde{\mathcal{F}}_T)$ and $\text{Cov}(\tilde{Z}_{j_1,1}, \tilde{Z}_{j_2,1} | \mathcal{F}_T, \tilde{\mathcal{F}}_T)$ from their expectation are bounded by $\bar{b} + \sqrt{\log(NT)/(\underline{b}T)}$. Hence by Lemma B.6, we further have

$$\begin{aligned} & \sup_{u \in \mathbb{R}} \left| \mathbb{P}(\mathcal{Q}_{\epsilon, m} \mathbf{1}_{\mathcal{A}_T} \leq u) - \mathbb{P} \left(\max_{1 \leq j \leq N} \left| Z_{j,1} + (Tb_j)^{1/2} \left(\sum_{t=1}^T \xi_{jt} + (\gamma_j - \bar{\gamma}) \right) \right| / \tilde{v}_j \leq u \right) \right| \\ & \lesssim (\underline{b}T)^{-1/6} \log^{7/6}(NT) + (T^{2/q}/(\underline{b}T))^{1/3} \log(NT) + (\bar{b} + m^{-\beta})^{1/3} \log^{2/3}(N). \end{aligned}$$

Random variable $Z_{j,1} = (Tb_j)^{1/2} \sum_{t=1}^T \tilde{\xi}_{jt,1}$, where $\tilde{\xi}_{jt,1}$ are i.i.d. from $N(0, \tilde{v}_{j,1}^2/(T^2b_j))$ and independent from $\mathcal{F}_T, \tilde{\mathcal{F}}_T$. Then

$$Z_{j,1} + (Tb_j)^{1/2} \left(\sum_{t=1}^T \xi_{jt} + (\gamma_j - \bar{\gamma}) \right) = (Tb_j)^{1/2} \left(\sum_{t=1}^T (\tilde{\xi}_{jt,1} + \xi_{jt}) + (\gamma_j - \bar{\gamma}) \right).$$

Define Z_j° s as independent Gaussian random variable with mean 0 and variance \tilde{v}_j^2 . Given $\mathcal{F}_T, \tilde{\xi}_{jt,1} + \xi_{jt,2}$ are independent for different t . Similar to the argument in the proof

of (SA-8), we have

$$\begin{aligned} & \sup_{u \in \mathbb{R}} \left| \mathbb{P}(\mathcal{Q}_{c,m} \mathbf{1}_{\mathcal{A}_T} \leq u) - \mathbb{P}\left(\max_{1 \leq j \leq N} |Z_j^\circ + (Tb_j)^{1/2}(\gamma_j - \bar{\gamma})|/\tilde{v}_j \leq u\right) \right| \\ & \lesssim (\underline{b}T)^{-1/6} \log^{7/6}(NT) + (T^{2/q}/(\underline{b}T))^{1/3} \log(NT) + (\bar{b} + m^{-\beta})^{1/3} \log^{2/3}(N). \end{aligned} \quad (\text{SA-44})$$

Proof of (ii). Since $\max_{j,k} |c_{jk}|_2 = O(1/(\underline{b}T))$, for $B_T = c\underline{b}^{-1/2}$ some constant $c > 0$ large enough, we have $Tb_j^{1/2}|c_{jk}|_2/B_T \leq \lambda_0 \log_{(a_0 \vee 2)}(2)$ and thus

$$\mathbb{E}(\exp\{Tb_j^{1/2}|c_{jk}^\top \eta_k|/B_T\}) \leq 2.$$

Then (ii) follows from Proposition 2.1 in Chernozhukov et al. (2017b). \blacksquare

D Additional Algorithms

We shall list the two additional algorithms, i.e. Algorithm SA-2 and Algorithm SA-3. The derivative case follows a similar approach to the mean case. Thus, we include the algorithm for the derivative case below, presented in a bracelet format.

Algorithm SA-2 Testing for homogeneity, i.e., $\gamma_1 = \dots = \gamma_N$ ($\gamma_1^{[1]} = \dots = \gamma_N^{[1]}$).

- 1: **for** $j = 1, \dots, N$ **do**
 - 2: Estimate γ_j for each group/individual j using equation (2.12).
 - 3: Estimate the variance v_j^2 ($v_j^{[1]2}$) of $(Tb_j)^{1/2}\hat{\gamma}_j$ ($(Tb_j^3)^{1/2}\hat{\gamma}_j^{[1]}$) by $\hat{v}_j^2 = Tb_j^3 \sum_{t=1}^T (w_{jt,b}^+ - w_{jt,b}^-)^2 \hat{\sigma}_{e,j}^2$ ($\hat{v}_j^{[1]2} = Tb_j^3 \sum_{t=1}^T (w_{jt,b}^{+[1]} - w_{jt,b}^{-[1]})^2 \hat{\sigma}_{e,j}^2$), where $\hat{\sigma}_{e,j}^2$ is a consistent estimator for the error variance using the observations close to the threshold c_{0j} .
 - 4: **end for**
 - 5: Calculate the feasible test statistic $\hat{\mathcal{Q}} := \max_{1 \leq j \leq N} (Tb_j)^{1/2}|\hat{\gamma}_j - \frac{1}{N} \sum_{i=1}^N \hat{\gamma}_i|/\hat{v}_j$ ($\hat{\mathcal{Q}}^{[1]} := \max_{1 \leq j \leq N} (Tb_j^3)^{1/2}|\hat{\gamma}_j^{[1]} - \frac{1}{N} \sum_{i=1}^N \hat{\gamma}_i^{[1]}|/\hat{v}_j^{[1]}$), where $\hat{v}_j = \left(\hat{v}_j^2 \left(1 - \frac{1}{N}\right)^2 + \frac{1}{N^2} \sum_{i \neq j}^N \hat{v}_i^2\right)^{1/2}$ ($\hat{v}_j^{[1]} = \left(\hat{v}_j^{[1]2} \left(1 - \frac{1}{N}\right)^2 + \frac{1}{N^2} \sum_{i \neq j}^N \hat{v}_i^{[1]2}\right)^{1/2}$).
 - 6: Reject the null hypothesis if $\hat{\mathcal{Q}}(\hat{\mathcal{Q}}^{[1]}) > q_\alpha$, where q_α is the $(1 - \alpha)$ quantile of the Gaussian random variable $\max_{1 \leq j \leq N} |Z_j|$ with Z_j 's being independent standard normal variables.
-

Similarly for the algorithm below in derivative, we shall replace $\hat{\gamma}_j(c_i)$ by $\hat{\gamma}_j^{[1]}(c_i)$, $\hat{v}_j^2(c_i)$ by $\hat{v}_j^{[1]2}(c_i)$ and Tb_j by Tb_j^3 . The newly estimated threshold estimator can be denoted as $\hat{c}_j^{[1]}$.

Algorithm SA-3 Testing for existence of jumps: i.e., $\gamma_j = 0$ for all j with unknown threshold.

- 1: **for** $j = 1, \dots, N$ **do**
 - 2: For a given grid of $[c_1, c_2, \dots, c_K]$, estimate $\gamma_j(c_i)$, for each threshold location c_i , ($i = 1, \dots, K$), using equation (2.12).
 - 3: Estimate the variance $v_j^2(c_i)$ of $(Tb_j)^{1/2}\hat{\gamma}_j(c_i)$ by $\hat{v}_j^2(c_i) = Tb_j \sum_{t=1}^T (w_{jt,b}^+(c_i) - w_{jt,b}^-(c_i))^2 \hat{\sigma}_{e,j}^2(c_i)$ for each i , where $\hat{\sigma}_{e,j}^2(c_i)$ is estimated by (SA-4).
 - 4: **end for**
 - 5: Calculate the feasible test statistic $\hat{\mathcal{I}}^C := \max_{1 \leq i \leq K} \max_{1 \leq j \leq N} (Tb_j)^{1/2} |\hat{\gamma}_j(c_i) / \hat{v}_j(c_i)|$.
 - 6: Reject the null hypothesis if $\hat{\mathcal{I}}^C > q_\alpha^C$, where q_α^C is the $(1 - \alpha)$ quantile of the Gaussian random variable $\max_{1 \leq j \leq N} \max_{1 \leq l \leq K} |Z_{jl}|$ with Z_{jl} 's being independent standard normal variables.
 - 7: Return the \hat{c}_j which corresponds to the maximum absolute value of $\max_{1 \leq i \leq K} (Tb_j)^{1/2} |\hat{\gamma}_j(c_i) / \hat{v}_j(c_i)|$.
-

E Additional Simulation Settings and Results

E.1 Data Generating Processes

Throughout the simulation study, we consider the following setup:

$$Y_{jt} = \cos(X_{jt}) + \sin(U_{jt}) + \gamma_j \mathbf{1}_{\{X_{jt} \geq 0\}} + \sigma_j(X_{jt}, U_{jt}) \epsilon_{jt}, \quad (\text{SA-1})$$

where the latent variable is generated by $U_{jt} = \tilde{U}_{jt} X_{jt}$ and $\tilde{U}_{jt} \sim i.i.d. U[-1, 1]$. To study the performance of our uniform testing procedure, we consider three different data generating processes (DGPs) with different specifications of the covariate variable X_{jt} , the error term ϵ_{jt} and the volatility function $\sigma_j(\cdot, \cdot)$. For the first one, we consider the independent setting. For the latter two, we include cross-sectional and temporal dependences. We consider either homoskedastic settings (DGP2) in which $\sigma_j(\cdot, \cdot) = 1$ and heteroskedastic settings (DGP1, DGP3) in which we set

$$\sigma_j(x, u) = 1 + \left(\frac{3}{8} - \frac{|x|}{4} \right) \left(\frac{3}{2} \right)^{2u}. \quad (\text{SA-2})$$

DGP1: *i.i.d. setting with heteroskedasticity.* $X_{jt} \sim i.i.d. U[-1, 1]$, $\epsilon_{jt} \sim i.i.d. N(0, 1)$.

DGP2: *Factor structure and homoskedasticity.* Both the running variable and error term have a factor structure, $\epsilon_{jt} = \lambda_{\epsilon,j} f_{\epsilon,t} + u_{\epsilon,jt}$ and $X_{jt} = 1/4 (\lambda_{x,j} f_{x,t} + u_{x,jt})$, where $f_{\epsilon,t}$, $u_{\epsilon,jt}$, $f_{x,t}$ and $u_{x,jt}$ are each generated from an MA(∞) process with algebraic decay parameter, $\beta = 1.5$. The factor loadings, $\lambda_{\epsilon,j}$ and $\lambda_{x,j}$, are i.i.d. draws from a

standard normal distribution.

DGP3: *Factor structure and heteroskedasticity*. The setting is the same as in DGP2 except that the error term is heteroskedastic with the conditional standard deviation described in (SA-2).

Additionally, we examine three additional cases, referred to as DGP4–6 in the Supplementary Material E, which account for varying degrees of cross-sectional dependence and a possible time effect. All DGPs, except for the first one, exhibit strong cross-sectional and weak temporal correlation in the covariate variable and the error term. We are interested in testing the existence of the jump effect, namely, $H_0^{(1)} : \gamma_j = 0$ for all $j \in [N]$. For each DGP, we study both the size and local power performance of our testing procedure. When studying the size performance, we set all $\gamma_j = 0$. When examining the local power, according to Theorem A.3 in the Supplement and to the selection of the bandwidth, we set a fraction of the threshold effects to be $\gamma_j = T^{-2/5}(\log N)^{1/2}B_j$, where $B_j \sim i.i.d. U[2, 10]$, and the remaining γ_j 's to be zero. We consider two different choices for the cross-sectional dimension: $N = 10, 100$. When $N = 10$, the above fraction is set to 20%, whereas in the high-dimensional setting with $N = 100$, the fraction is decreased to 10%.

E.2 Additional Simulation Results

The finite sample size and power properties for the test of homogeneous effects are also examined for DGPs 1-3, as shown in Table A2. The findings are consistent with those of the test for the existence of jump effects, with the empirical size closely matching the nominal size across all the scenarios. However, for DGP3, the test procedure shows a slight tendency to over-reject the null, potentially due to the presence of heteroskedasticity in the error terms. The local power results align with the earlier findings from the significance test for the existence of jump effects.

Now we consider three additional simulation settings with strong cross-sectional and weak temporal dependence.

DGP4: *Strong cross-sectional dependence*. The setting is similar to that in DGP3, but now the factor term in the running variable and error dominate the idiosyncratic part via

		Size			Power			
	N	T	$\alpha = 0.1$	$\alpha = 0.05$	$\alpha = 0.01$	$\alpha = 0.1$	$\alpha = 0.05$	$\alpha = 0.01$
DGP1	10	200	0.113	0.059	0.008	0.395	0.293	0.142
	10	400	0.133	0.060	0.014	0.428	0.316	0.153
	10	800	0.115	0.054	0.005	0.466	0.333	0.172
	100	200	0.099	0.051	0.014	0.884	0.797	0.596
	100	400	0.115	0.054	0.011	0.926	0.874	0.699
	100	800	0.099	0.050	0.008	0.948	0.922	0.786
DGP2	10	200	0.105	0.054	0.013	0.539	0.443	0.269
	10	400	0.122	0.061	0.012	0.583	0.489	0.316
	10	800	0.115	0.062	0.010	0.647	0.548	0.377
	100	200	0.101	0.042	0.007	0.981	0.962	0.892
	100	400	0.107	0.043	0.010	0.982	0.976	0.944
	100	800	0.096	0.053	0.010	0.996	0.991	0.964
DGP3	10	200	0.123	0.055	0.007	0.371	0.275	0.105
	10	400	0.121	0.058	0.017	0.393	0.299	0.152
	10	800	0.122	0.066	0.014	0.465	0.380	0.220
	100	200	0.115	0.056	0.019	0.848	0.780	0.594
	100	400	0.111	0.061	0.011	0.909	0.849	0.689
	100	800	0.116	0.064	0.012	0.952	0.902	0.775

Table A1: Empirical size and power results for the uniform test for the existence of threshold effects for DGP1–3.

		Size			Power			
	N	T	$\alpha = 0.1$	$\alpha = 0.05$	$\alpha = 0.01$	$\alpha = 0.1$	$\alpha = 0.05$	$\alpha = 0.01$
DGP1	10	200	0.114	0.070	0.010	0.315	0.226	0.092
	10	400	0.114	0.065	0.014	0.374	0.267	0.118
	10	800	0.119	0.056	0.010	0.416	0.286	0.113
	100	200	0.104	0.058	0.018	0.845	0.741	0.519
	100	400	0.118	0.062	0.014	0.897	0.824	0.603
	100	800	0.120	0.062	0.013	0.933	0.882	0.709
DGP2	10	200	0.115	0.067	0.011	0.440	0.329	0.160
	10	400	0.111	0.059	0.013	0.483	0.382	0.188
	10	800	0.107	0.059	0.010	0.563	0.445	0.272
	100	200	0.111	0.052	0.012	0.954	0.922	0.816
	100	400	0.104	0.051	0.013	0.984	0.960	0.898
	100	800	0.115	0.055	0.009	0.995	0.992	0.951
DGP3	10	200	0.115	0.070	0.012	0.315	0.216	0.081
	10	400	0.123	0.074	0.012	0.353	0.242	0.094
	10	800	0.113	0.059	0.015	0.386	0.269	0.122
	100	200	0.125	0.054	0.011	0.801	0.712	0.498
	100	400	0.123	0.060	0.009	0.854	0.787	0.572
	100	800	0.128	0.058	0.009	0.923	0.873	0.701

Table A2: Empirical size and power results for the uniform test of heterogeneity for DGP1–3.

a nonzero mean and a relatively larger variance,

$$\begin{aligned}\epsilon_{jt} &= (\lambda_{\epsilon,j} + 2) f_{\epsilon,t} + u_{\epsilon,jt}/8, \\ X_{jt} &= \frac{1}{4} ((\lambda_{x,j} + 2) f_{x,t} + u_{x,jt}/8).\end{aligned}$$

DGP5: *Semi-strong cross-sectional dependence.* The setting is similar to that in DGP4, with some more weight put on the idiosyncratic part of the error term and the running variable,

$$\begin{aligned}\epsilon_{jt} &= (\lambda_{\epsilon,j} + 2) f_{\epsilon,t} + u_{\epsilon,jt}/4 \\ X_{jt} &= \frac{1}{4} ((\lambda_{x,j} + 2) f_{x,t} + u_{x,jt}/4).\end{aligned}$$

DGP6: *Semi-strong cross-sectional dependence and time effect.* The setting is similar to that in DGP5, with an additional time effect for the error term,

$$\epsilon_{jt} = (\lambda_{\epsilon,j} + 2) f_{\epsilon,t} + \nu_t + u_{\epsilon,jt}/4,$$

where $\nu_t \sim i.i.d. N(0, 0.25)$.

We study the size and power properties of the test for the existence of jump effects for DGP4 – DGP6 in Table A3. These DGPs are the ones with the strong cross-sectional dependence we consider in our simulation study. For DGP4, we observe an empirical size slightly below the nominal size for the high-dimensional setting with $N = 100$ which is due to the increase in the cross-sectional dependence in the covariate and the error term. The sizes for DGP5 are almost perfect, while the inclusion of an additional time effect in DGP6 increases the empirical size slightly. This time effect adds more noise to the system, so it is not surprising that the empirical power of DGP6 is lower than that of the other DGPs we consider.

While the preceding results are concerned with the known threshold case, we now examine the size and power properties of our uniform testing procedure in the case of unknown thresholds. We consider the same model specification as in the known threshold case. Therefore, the true threshold is $c_{0j} = 0$ for all j . For the practical implementation of our test procedure, we consider the following grids of threshold locations. Due to different

		Size			Power			
	N	T	$\alpha = 0.1$	$\alpha = 0.05$	$\alpha = 0.01$	$\alpha = 0.1$	$\alpha = 0.05$	$\alpha = 0.01$
DGP4	10	200	0.104	0.051	0.012	0.311	0.246	0.157
	10	400	0.100	0.045	0.008	0.334	0.273	0.193
	10	800	0.098	0.048	0.014	0.380	0.314	0.209
	100	200	0.084	0.042	0.006	0.755	0.711	0.625
	100	400	0.079	0.039	0.009	0.798	0.757	0.671
	100	800	0.090	0.047	0.014	0.828	0.792	0.728
DGP5	10	200	0.108	0.058	0.010	0.320	0.240	0.141
	10	400	0.114	0.052	0.018	0.368	0.289	0.199
	10	800	0.100	0.051	0.011	0.397	0.312	0.199
	100	200	0.107	0.053	0.012	0.753	0.702	0.581
	100	400	0.106	0.056	0.009	0.816	0.780	0.685
	100	800	0.102	0.058	0.009	0.858	0.807	0.713
DGP6	10	200	0.100	0.056	0.017	0.216	0.137	0.053
	10	400	0.119	0.059	0.015	0.259	0.174	0.068
	10	800	0.108	0.060	0.009	0.270	0.185	0.076
	100	200	0.122	0.071	0.013	0.477	0.391	0.229
	100	400	0.110	0.056	0.010	0.564	0.468	0.283
	100	800	0.117	0.049	0.007	0.647	0.546	0.376

Table A3: Empirical results on the size and power of the uniform test for the existence of jump effects for DGP4–6.

ranges in the covariate distribution, we consider the grid $[-0.6, -0.3, 0, 0.3, 0.6]$ for DGP1 and $[-0.3, -0.15, 0, 0.15, 0.3]$ for DGP2 and 3. The results in Table A4 reveal that the test has still good size properties, with the empirical size being slightly smaller than nominal in some settings and slightly larger in others. As expected, the power of the test decreases compared to the case with a known threshold. However, as T increases, the power still approaches one.

Apart from the size and power properties of our uniform testing procedure, we also check the estimation accuracy of \hat{c}_j (estimator of the unknown threshold location c_{0j}). For this purpose, we set all $\gamma_j = T^{-2/5}(\log N)^{1/2}5B_j$, where $B_j \sim i.i.d. U[2, 10]$. We consider a grid of possible threshold locations, i.e. $[-0.3, -0.29, \dots, 0.3]$. The results in Table A5 reveal that the maximum and averaged error over j can be reduced effectively with increasing T .

		Size			Power			
	N	T	$\alpha = 0.1$	$\alpha = 0.05$	$\alpha = 0.01$	$\alpha = 0.1$	$\alpha = 0.05$	$\alpha = 0.01$
DGP1	10	400	0.091	0.038	0.005	0.184	0.110	0.031
	10	800	0.120	0.060	0.008	0.323	0.221	0.098
	100	400	0.086	0.039	0.006	0.463	0.339	0.186
	100	800	0.099	0.048	0.012	0.883	0.813	0.649
DGP2	10	400	0.118	0.058	0.013	0.444	0.349	0.195
	10	800	0.102	0.055	0.008	0.503	0.414	0.263
	100	400	0.107	0.045	0.006	0.955	0.941	0.869
	100	800	0.117	0.057	0.011	0.986	0.972	0.935
DGP3	10	400	0.100	0.045	0.006	0.316	0.231	0.134
	10	800	0.116	0.071	0.017	0.534	0.458	0.355
	100	400	0.124	0.058	0.009	0.624	0.535	0.388
	100	800	0.124	0.068	0.010	0.877	0.842	0.751

Table A4: Empirical size and power results for the uniform test of the existence of jump effects under unknown threshold locations for DGP1–3.

		N	T	$1/N \sum_j \hat{c}_j - c_{0j} $	$\max_j \hat{c}_j - c_{0j} $
DGP1	10	200		0.0241	0.1399
	10	400		0.0140	0.0979
	10	800		0.0087	0.0668
	10	1600		0.0063	0.0528
	50	200		0.0156	0.2260
	50	400		0.0069	0.1520
	50	800		0.0035	0.1008
	50	1600		0.0021	0.0679
DGP2	10	200		0.0085	0.0635
	10	400		0.0058	0.0486
	10	800		0.0038	0.0332
	10	1600		0.0029	0.0272
	50	200		0.0048	0.1177
	50	400		0.0024	0.0811
	50	800		0.0015	0.0564
	50	1600		0.0010	0.0381

Table A5: Estimation accuracy of the \hat{c}_j 's for DGP1–2.

In the following, we compare our uniform testing procedure to that of a pooled parametric threshold model. To be precise, as a comparison we assume the following linear panel threshold model (Hansen, 2000) (see also Section G.3 for details),

$$Y_{jt} = \beta_0 + \beta_1 X_{jt} + \mathbf{1}_{\{X_{jt} \geq c_0\}} (\beta_0^+ + \beta_1^+ X_{jt}) + e_{jt}.$$

The parameter of interest is $\gamma := \beta_0^+ + \beta_1^+ c_0$ and we test the null hypothesis $H_0 : \gamma = 0$. We consider sup-Wald type statistics discussed by Andrews (1993). For this comparison, we consider the following linear data generating process.

DGP7: *Linear model.* The smooth part of the conditional mean function is now linear.

$$Y_{jt} = 0.2X_{jt} + \gamma_j \mathbf{1}_{\{X_{jt} \geq c_{0j}\}} + \sigma(X_{jt}, U_{jt})\epsilon_{jt}.$$

The generation of X_{jt} , U_{jt} , and $\sigma(\cdot, \cdot)$ is identical to DGP3. A proportion between 0 and 1 of the coefficients γ_j are drawn from a standard normal distribution, the remaining coefficients are set to zero.

The comparison results are presented in Table A6. The results confirm that our uniform testing procedure has similar size properties as a parametric test but has much larger power under the alternative. This is true for the sparse case with a proportion of only 10% non-zero signals, as well as for the relatively dense case with a proportion of 20%. The reasons for this are signal-dilution on the one hand and signal cancellation on the other hand. Regarding the former, our uniform testing procedure is robust towards settings with sparse signal, in which a pooled test suffers from dilution of signals. And regarding the latter, our uniform testing procedure does not have the problem of signal cancellation in case the signals for different j 's have opposite signs and cancel each other out.

We obtain similar results in the comparison with a pooled nonparametric test in Table A7. The results are based on DGP3 and the non-zero coefficients are generated from a standard normal distribution. For the comparison, we pool the observations along the individual dimension. Again, the uniform testing procedure is more powerful than the pooled testing procedure in all settings with existence of some non-zero coefficients.

Finally, we examine the size and power properties of the test of existence of a threshold effect in the first derivative of the conditional expectations. We restrict our simulations on the known threshold case. Under the null, we set $f_j(x, u) = 5x$, whereas we consider $f_j(x, u) = 5|x|$ under the alternative hypothesis. The share of individuals' DGPs generated under the alternative is 20% for both $N = 10$ and $N = 100$. For this setting, we oversmooth the bandwidth. The results for DGP1–DGP3 are presented in Table A8. The size properties are reasonably close the nominal size. Similarly, the power approaches one with increasing

Proportion	N	T	Uniform test			Pooled parametric		
			$\alpha = 0.1$	$\alpha = 0.05$	$\alpha = 0.01$	$\alpha = 0.1$	$\alpha = 0.05$	$\alpha = 0.01$
0%	50	400	0.085	0.036	0.007	0.126	0.080	0.017
	50	800	0.117	0.054	0.013	0.106	0.058	0.011
	100	400	0.123	0.055	0.014	0.116	0.067	0.020
	100	800	0.106	0.060	0.011	0.113	0.055	0.019
10%	50	400	0.451	0.368	0.249	0.251	0.158	0.066
	50	800	0.743	0.682	0.576	0.300	0.215	0.115
	100	400	0.608	0.526	0.380	0.216	0.128	0.051
	100	800	0.894	0.858	0.753	0.307	0.231	0.120
20%	50	400	0.660	0.583	0.430	0.325	0.225	0.122
	50	800	0.896	0.865	0.780	0.392	0.316	0.210
	100	400	0.842	0.792	0.661	0.298	0.225	0.110
	100	800	0.983	0.967	0.938	0.407	0.327	0.211

Table A6: Empirical size and power results for the uniform test of the existence of jump effects under unknown threshold locations for DGP7. Comparison with a sup-Wald test based on a linear panel threshold model.

Proportion	N	T	Uniform test			Pooled nonparametric		
			$\alpha = 0.1$	$\alpha = 0.05$	$\alpha = 0.01$	$\alpha = 0.1$	$\alpha = 0.05$	$\alpha = 0.01$
0%	50	400	0.120	0.061	0.012	0.099	0.054	0.009
	50	800	0.117	0.061	0.011	0.083	0.044	0.004
	100	400	0.122	0.067	0.019	0.094	0.050	0.011
	100	800	0.117	0.053	0.018	0.106	0.055	0.014
10%	50	400	0.460	0.376	0.235	0.124	0.072	0.013
	50	800	0.693	0.633	0.522	0.144	0.076	0.029
	100	400	0.651	0.569	0.414	0.140	0.082	0.021
	100	800	0.862	0.823	0.729	0.157	0.095	0.028
20%	50	400	0.653	0.575	0.441	0.148	0.086	0.026
	50	800	0.915	0.885	0.790	0.206	0.144	0.061
	100	400	0.807	0.737	0.591	0.144	0.097	0.027
	100	800	0.983	0.971	0.932	0.215	0.124	0.055

Table A7: Empirical size and power results for the uniform test of the existence of jump effects under unknown threshold locations for DGP3. Comparison with pooled nonparametric test.

		Size			Power			
	N	T	$\alpha = 0.1$	$\alpha = 0.05$	$\alpha = 0.01$	$\alpha = 0.1$	$\alpha = 0.05$	$\alpha = 0.01$
DGP1	10	400	0.102	0.052	0.007	0.923	0.831	0.527
	10	800	0.113	0.046	0.011	0.998	0.995	0.941
	100	400	0.120	0.058	0.008	0.999	0.998	0.909
	100	800	0.115	0.060	0.010	1.000	1.000	1.000
DGP2	10	400	0.109	0.050	0.014	0.718	0.590	0.327
	10	800	0.096	0.048	0.009	0.956	0.915	0.716
	100	400	0.100	0.040	0.009	0.978	0.935	0.710
	100	800	0.138	0.054	0.012	1.000	1.000	0.997
DGP3	10	400	0.108	0.064	0.014	0.710	0.564	0.303
	10	800	0.128	0.067	0.013	0.946	0.903	0.703
	100	400	0.130	0.054	0.010	0.988	0.939	0.693
	100	800	0.126	0.057	0.016	1.000	1.000	0.999

Table A8: Empirical size and power results for the uniform test of the existence of derivative jump effects under known threshold locations for DGP1–3.

sample size and dimension.

F Empirical Applications

In this section, we present further estimation results for our two empirical applications. First, we study possible jumps in the news impact curve for constituents of the S&P 500. As a second application, we study the impact of the incumbency effect in U.S. House elections.

F.1 Application I: Jumps in the News Impact Curve

Symbol	c_{0j}	$100 \cdot \hat{\gamma}_j(c_{0j})$	$100 \cdot (T_j b_j)^{-1/2} \hat{v}_j(c_{0j})$	$(T_j b_j)^{1/2} \hat{\gamma}_j(c_{0j}) / \hat{v}_j(c_{0j})$
ALL	-0.010	-0.240	0.043	-5.535
AXP	-0.010	-0.223	0.048	-4.702
CTAS	-0.010	-0.189	0.041	-4.632
ORLY	-0.010	-0.211	0.044	-4.750
SJM	-0.010	-0.191	0.040	-4.742
NXPI	-0.005	-0.529	0.078	-6.793
HON	0.005	0.136	0.028	4.763
T	0.010	0.162	0.033	4.857
MCK	0.010	0.211	0.042	5.000
TRV	0.010	0.156	0.031	4.978
WM	0.010	0.181	0.034	5.290
$\hat{\mathcal{I}}$				6.793

Table A9: Uniform test for the existence of jump effects. This table reports the selected threshold locations, the estimated coefficients, the standard errors, and the corresponding individual test statistic. Only the significant results at the 1% level are reported. The last line reports the test statistic of the uniform testing procedure, with critical values 4.610 at 1% level.

F.2 Application II: Party Incumbency Effects on U.S. House Elections

Year	$\hat{\gamma}_j$	$(T_j b_j)^{-1/2} \hat{v}_j$	$(T_j b_j)^{1/2} \hat{\gamma}_j / \hat{v}_j$	Obs	EObs
1978	0.174	0.043	4.103	412	127
1984	0.163	0.030	5.515	413	154
1986	0.098	0.041	2.418	408	86
1988	0.161	0.042	3.830	395	79
1994	0.117	0.035	3.325	387	102
1996	0.037	0.034	1.087	394	112
1998	0.112	0.035	3.167	369	132
2004	0.045	0.066	0.676	359	65
2006	0.063	0.052	1.222	403	102
2008	0.063	0.029	2.179	405	142
2014	0.075	0.026	2.912	380	103
2016	0.036	0.040	0.902	387	42
2018	0.037	0.032	1.171	403	37
$\hat{\mathcal{I}}$			5.515		

Table A10: Uniform test for the existence of jump effects. This table reports the estimated coefficients, the standard errors, the corresponding individual test statistic, the number of observations (Obs) and the effective number of observations (EObs). The last line reports the test statistic of the uniform testing procedure, where the critical values at 10%, 5% and 1% levels are 2.406, 2.657 and 3.166, respectively.

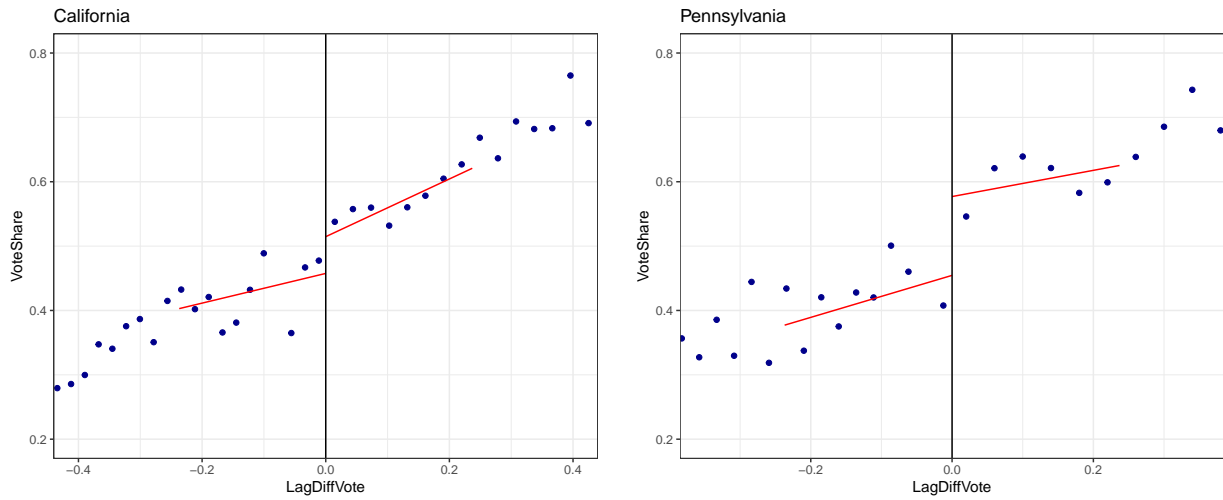


Figure F.4: Local linear fit of a significant threshold effect for California (left panel) and an insignificant effect for Pennsylvania (right panel).

Year	$\hat{\gamma}_j - \hat{\gamma}_{0.5}$	$(T_j b_j)^{-1/2} \hat{v}_j$	$(T_j b_j)^{1/2} (\hat{\gamma}_j - \hat{\gamma}_{0.5}) / \hat{v}_j$	Obs	EObs
1978	0.100	0.041	2.451	412	127
1984	0.089	0.029	3.011	413	154
1986	0.024	0.039	0.606	408	86
1988	0.086	0.040	2.140	395	79
1994	0.042	0.034	1.229	387	102
1996	-0.038	0.033	-1.146	394	112
1998	0.037	0.034	1.078	369	132
2004	-0.030	0.062	-0.481	359	65
2006	-0.011	0.049	-0.234	403	102
2008	-0.012	0.029	-0.414	405	142
2014	0.000	0.026	0.000	380	103
2016	-0.038	0.039	-0.986	387	42
2018	-0.038	0.031	-1.198	403	37
\hat{Q}			3.011		

Table A11: Uniform test for heterogeneity. This table reports the estimated coefficients, the standard errors, the corresponding individual test statistic, the number of observations and the effective number of observations. The last line reports the test statistic of the uniform testing procedure. Critical values at 10%, 5% and 1% level are 2.406, 2.657 and 3.166.

State	State_ic	$\hat{\gamma}_j$	$(T_j b_j)^{-1/2} \hat{v}_j$	$(T_j b_j)^{1/2} \hat{\gamma}_j / \hat{v}_j$	Obs	EObs
CONNECTICUT	1	0.142	0.048	2.949	72	41
MASSACHUSETTS	3	0.251	0.184	1.362	129	22
NEW JERSEY	12	0.092	0.047	1.953	171	55
NEW YORK	13	0.053	0.026	2.032	387	153
PENNSYLVANIA	14	0.096	0.036	2.699	237	100
ILLINOIS	21	0.114	0.043	2.658	250	85
INDIANA	22	0.080	0.031	2.546	125	62
MICHIGAN	23	0.067	0.032	2.086	206	79
OHIO	24	0.133	0.047	2.815	230	69
WISCONSIN	25	0.128	0.087	1.472	97	31
IOWA	31	0.125	0.038	3.247	64	50
MISSOURI	34	0.258	0.050	5.117	115	37
VIRGINIA	40	0.223	0.069	3.209	102	54
ALABAMA	41	0.212	0.068	3.124	74	21
FLORIDA	43	0.039	0.066	0.593	221	85
GEORGIA	44	0.101	0.075	1.340	126	40
LOUISIANA	45	-0.403	0.386	-1.044	80	16
MISSISSIPPI	46	0.101	0.121	0.836	51	13
NORTH CAROLINA	47	0.027	0.039	0.684	147	77
SOUTH CAROLINA	48	0.352	0.106	3.324	65	25
TEXAS	49	0.016	0.060	0.271	344	117
KENTUCKY	51	0.067	0.086	0.786	70	33
MARYLAND	52	0.126	0.096	1.314	105	29
TENNESSEE	54	0.049	0.128	0.381	101	20
ARIZONA	61	0.131	0.071	1.836	75	34
COLORADO	62	0.070	0.053	1.322	78	44
CALIFORNIA	71	0.088	0.027	3.252	639	189
OREGON	72	0.046	0.042	1.086	64	33
WASHINGTON	73	0.036	0.037	0.981	114	55
$\hat{\mathcal{I}}$				5.117		

Table A12: Uniform test for the existence of jump effects. This table reports the estimated coefficients, the standard errors, the corresponding individual test statistic, the number of observations and the effective number of observations. The last line reports the test statistic of the uniform testing procedure, where the critical values at 10%, 5% and 1% levels are 2.685, 2.917 and 3.392, respectively. Due to the low effective sample size, the bandwidth is chosen uniformly the same over all states.

State	State_ic	$\hat{\gamma}_j - \hat{\gamma}_{0.5}$	$(T_j b_j)^{-1/2} \hat{v}_j$	$(T_j b_j)^{1/2} (\hat{\gamma}_j - \hat{\gamma}_{0.5}) / \hat{v}_j$	Obs	EObs
CONNECTICUT	1	0.046	0.050	0.913	72	41
MASSACHUSETTS	3	0.155	0.179	0.866	129	22
NEW JERSEY	12	-0.004	0.049	-0.077	171	55
NEW YORK	13	-0.043	0.032	-1.347	387	153
PENNSYLVANIA	14	0.000	0.039	0.000	237	100
ILLINOIS	21	0.017	0.045	0.384	250	85
INDIANA	22	-0.016	0.036	-0.453	125	62
MICHIGAN	23	-0.029	0.036	-0.789	206	79
OHIO	24	0.037	0.049	0.744	230	69
WISCONSIN	25	0.031	0.086	0.366	97	31
IOWA	31	0.028	0.042	0.684	64	50
MISSOURI	34	0.161	0.052	3.096	115	37
VIRGINIA	40	0.127	0.070	1.818	102	54
ALABAMA	41	0.116	0.068	1.698	74	21
FLORIDA	43	-0.057	0.066	-0.86	221	85
GEORGIA	44	0.005	0.075	0.064	126	40
LOUISIANA	45	-0.499	0.373	-1.339	80	16
MISSISSIPPI	46	0.005	0.118	0.040	51	13
NORTH CAROLINA	47	-0.069	0.043	-1.627	147	77
SOUTH CAROLINA	48	0.256	0.104	2.463	65	25
TEXAS	49	-0.080	0.061	-1.301	344	117
KENTUCKY	51	-0.029	0.085	-0.342	70	33
MARYLAND	52	0.029	0.094	0.313	105	29
TENNESSEE	54	-0.048	0.125	-0.381	101	20
ARIZONA	61	0.034	0.071	0.484	75	34
COLORADO	62	-0.026	0.055	-0.475	78	44
CALIFORNIA	71	-0.009	0.032	-0.269	639	189
OREGON	72	-0.050	0.045	-1.114	64	33
WASHINGTON	73	-0.060	0.040	-1.496	114	55
\hat{Q}				3.096		

Table A13: Uniform test for heterogeneity. This table reports the estimated coefficients, the standard errors, the corresponding individual test statistic, the number of observations and the effective number of observations. The last line reports the test statistic of the uniform testing procedure, where the critical values at 10%, 5% and 1% levels are 2.685, 2.917 and 3.392, respectively. Due to the low effective sample size, the bandwidth is chosen uniformly over all states.

G Additional Remarks

G.1 Key Intuition on the Dependence Structure

Let $\epsilon_t = (\epsilon_{1t}, \dots, \epsilon_{Nt})^\top$. The critical question is how the dependency structure in ϵ_t affects the construction of our test statistics. In Section 3 we allow $\{\epsilon_{jt}\}$ to exhibit some fairly general spatial and temporal dependency structures. One example is a moving average type of model along the t -dimension, i.e., $\epsilon_t = A_0\eta_t + A_1\eta_{t-1}$, where A_0 and A_1 are $N \times N$ matrices, $\eta_t = (\eta_{1t}, \dots, \eta_{Nt})'$ with η_{jt} 's being i.i.d. across (j, t) . If both A_0 and A_1 are diagonal, there is autocorrelation over t but no cross-sectional correlation over j . But we allow for general cross-sectional dependence among ϵ_{jt} 's so that neither A_0 nor A_1 is restricted to be diagonal. Another example is an autoregressive structure along the t -dimension: $\epsilon_t = A_0\epsilon_{t-1} + \eta_t$, where, again, A_0 may or may not be diagonal.

Suppose that there is a cross-sectional dependence in the error term ϵ_{jt} . Then the variance-covariance (VC) matrix of ϵ_t is non-diagonal. Does this have any implication on the choice of the critical value for the simultaneous inferences? In the usual GA setup, a simulated VC matrix is needed; see, e.g., Chernozhukov et al. (2019). Nevertheless, in our algorithm, we do not see any attempt to estimate the covariance of $\hat{\gamma}_i$ and $\hat{\gamma}_j$, even though general cross-sectional dependency structures are allowed in ϵ_t . This is mainly due to the localized nature of our kernel-type estimators $\hat{\gamma}_j$'s. In fact, we can show that under some mild conditions, as long as the joint density of X_{it} and X_{jt} is not degenerate for any (i, j) pair (see Assumption 3.3 in Section 3), the covariance between $\hat{\gamma}_i$ and $\hat{\gamma}_j$ will be smaller order compared to the variance. Therefore it is fine to standardize just by the standard deviation of $\hat{\gamma}_j$ or its consistent estimate without worrying about the covariance.

To understand why the localized statistics have the above favorable properties, we provide some intuitions by focusing on a simplified setting, where both the confounding variable U_{jt} and the individual/group fixed effect α_j are absent from the structural model in (1.1), and $\sigma_j(X_{jt}, U_{jt}) = 1$. In this case, $e_{jt} = \epsilon_{jt}$. For simplicity, we also assume for the moment that (X_{it}, ϵ_{it}) is i.i.d. over time t , and X_{it} 's are independent of ϵ_{it} 's. Heuristically, the weighted statistic $\max_j (bT)^{1/2} \sum_{t=1}^T (w_{jt,b}^+ \epsilon_{jt} - w_{jt,b}^- \epsilon_{jt})$, is of the same order as a weighted statistic adopting a uniform kernel, viz., $\max_j (bT)^{-1/2} \sum_{t=1}^T \mathbf{1}_{\{|X_{jt}| \leq b\}} \epsilon_{jt}$. The high dimensional GA ensures that we can approximate $\max_j (bT)^{-1/2} \sum_{t=1}^T \mathbf{1}_{\{|X_{jt}| \leq b\}} \epsilon_{jt}$ by a maximum

of Gaussian random vector with the same VC structure as $\{(bT)^{-1/2} \sum_{t=1}^T \mathbf{1}_{\{|X_{jt}| \leq b\}} \epsilon_{jt}\}_{j=1}^N$. Thus the population counterpart of the covariance function is

$$(Tb)^{-2} \sum_{t=1}^T \mathbb{E}[\mathbf{1}_{\{|X_{it}| \leq b\}} \mathbf{1}_{\{|X_{jt}| \leq b\}} \epsilon_{it} \epsilon_{jt}] = (Tb)^{-2} \sum_{t=1}^T \mathbb{E}(\epsilon_{it} \epsilon_{jt}) \mathbb{E}[\mathbf{1}_{\{|X_{it}| \leq b\}} \mathbf{1}_{\{|X_{jt}| \leq b\}}].$$

We focus on the case with $\mathbb{E}(\epsilon_{it} \epsilon_{jt}) \neq 0$ as cross-sectional dependence is our main concern here. Obviously, $\mathbb{E}[\mathbf{1}_{\{|X_{it}| \leq b\}} \mathbf{1}_{\{|X_{jt}| \leq b\}}] = \mathbb{E}[\mathbf{1}_{\{|X_{it}| \leq b\}}] = O(b)$ if $i = j$, and $\mathbb{E}[\mathbf{1}_{\{|X_{it}| \leq b\}} \mathbf{1}_{\{|X_{jt}| \leq b\}}] = O(b^2)$ otherwise. Therefore the $i \neq j$ covariance terms are of smaller order than the $i = j$ variance terms and can be ignored asymptotically. In general, such order calculations hold true even when there exists strong cross-sectional correlation among $\{(X_{jt}, \epsilon_{jt})\}_{j=1}^N$ as long as we do not have perfect correlation between X_{it} and X_{jt} . So we will exclude the case of linear dependence, e.g., $X_{jt} = a_0 + a_1 X_{it}$ for some constants a_0 and $a_1 \neq 0$. We will also exclude the case of asymptotic linear dependence: $X_{jt} = a_1 X_{it} + \eta_{it}$ with $\text{Var}(\eta_{it}) \rightarrow 0$, which means that the variable X_{it} and X_{jt} are asymptotically linearly dependent. In our simulation study in Section 4, we can even allow strong cross-sectional dependence in $\{(X_{jt}, \epsilon_{jt})\}_{j=1}^N$ that is generated via factor structures. As expected, as the cross-sectional dependence becomes stronger, we may lose some information in comparison with the independent case and a large sample size may be needed to achieve the same level of finite sample accuracy as the independent case.

The above explanation is in line with the kernel estimation in the time series literature. It is well known in the nonparametric time series literature that the asymptotic variance of the kernel estimator shares the same asymptotic variance as in the independent case, which means that the covariance terms in the variance calculation are asymptotically negligible under some weak dependence condition. See, e.g., Theorem 5.1 in Fan and Yao (2003) and Theorems 18.2 and 18.4 in Li and Racine (2007). Comparatively, our settings are slightly different, since we do not sum over the cross-sectional dimension j and therefore we do not need to impose decay of dependence in the cross-sectional dimension. Even so, we see the covariance between $\hat{\gamma}_i$ and $\hat{\gamma}_j$ is strictly dominated by the variance of $\hat{\gamma}_j$, regardless of the strong or weak cross-sectional dependence structure among $\{(X_{jt}, \epsilon_{jt})\}_{j=1}^N$.

G.2 Remarks on Additional Covariates and Fixed Effects

REMARK 5. (Additive time and individual effects) Our model can account for both individual fixed effects α_j and time fixed effects ν_t . Specifically, the working model (2.1) becomes

$$Y_{jt} = \alpha_j + \nu_t + f_j(X_{jt}) + \gamma_j \mathbf{1}_{\{X_{jt} \geq c_{0j}\}} + e_{jt}. \quad (\text{SA-1})$$

If $\mathbb{E}(\nu_t | X_{jt}) = d(X_{jt})$ for some function $d(\cdot)$ under a covariance-stationarity condition along the t -dimension, then by defining $\tilde{e}_{jt} = e_{jt} + [\nu_t - \mathbb{E}(\nu_t | X_{jt})]$ and $\tilde{f}_j(X_{jt}) = \alpha_j + \mathbb{E}(\nu_t | X_{jt}) + f_j(X_{jt})$, the above model can be reformulated as follows:

$$Y_{jt} = \tilde{f}_j(X_{jt}) + \gamma_j \mathbf{1}_{\{X_{jt} \geq c_{0j}\}} + \tilde{e}_{jt}. \quad (\text{SA-2})$$

In the absence of covariance-stationarity, the estimation would become much more involved and we have to leave it for future research. \square

REMARK 6. (Adding more covariates to fit the threshold model) Suppose that we want to include more covariates $Z_{jt} \in \mathbb{R}^d$ and $\theta \in \mathbb{R}^d$, we can impose a partial linear structure. Then the main model in (2.1) can be of the following form:

$$Y_{jt} = f_j(X_{jt}) + \gamma_j \mathbf{1}_{\{X_{jt} \geq c_{0j}\}} + e_{jt} + Z_{jt}^\top \theta. \quad (\text{SA-3})$$

Our methodology can be extended to the model above by adapting the approach used in Li et al. (2022). \square

G.3 Details on the Comparison

In this section, we match our model with its parametric counterpart. Recall our full model in (1.1), consider a more general case

$$Y_{jt} = h_j(X_{jt}, U_{jt}) + \tau_j(X_{jt}, U_{jt}) \mathbf{1}_{\{Q_{jt} \geq c_{0j}\}} + \sigma_j(X_{jt}, U_{jt}) \epsilon_{jt}, \quad (\text{SA-4})$$

where Q_{jt} is some threshold variable. Suppose Q_{jt} is a function of covariate vector $(X_{jt}, U_{jt}^\top)^\top$, namely $Q_{jt} = T_Q(X_{jt}, U_{jt})$. We can rewrite $\tau_j(X_{jt}, U_{jt}) = \tau_j^*(Q_{jt}, V_{jt})$ with V_{jt} uncorrelated with Q_{jt} . Thus it suffices to consider our model (1.1). In another totally special case, if Q_{jt} is independent of X_{jt} and U_{jt} , we shall fit nonparametric functions $\tau_j(\cdot, \cdot)$ and $h_j(\cdot, \cdot)$ with separably samples according to the threshold Q_{jt} .

The linear version of the above model without linearize $\sigma_j(\cdot, \cdot)$ is

$$Y_{jt} = X_{jt}\beta_{j,1} + U_{jt}^\top\theta_{j,1} + [X_{jt}\beta_{j,2} + U_{jt}^\top\theta_{j,2}]\mathbf{1}_{\{X_{jt} \geq c_{0j}\}} + \sigma_j(X_{jt}, U_{jt})\epsilon_{jt}. \quad (\text{SA-5})$$

Assume $U_{jt} = \gamma_j + X_{jt}\xi_j$. Then by definition

$$\tilde{\tau}_j(X_{jt}) = \mathbb{E}[X_{jt}\beta_{j,2} + U_{jt}^\top\theta_{j,2}|X_{jt}] = X_{jt}(\beta_{j,2} + \xi_j) + \gamma_j\theta_{j,2}.$$

Similarly $\tilde{h}_j(X_{jt}) = X_{jt}(\beta_{j,1} + \xi_j) + \gamma_j\theta_{j,1}$. Denote $\tilde{\beta}_{j,1} = \beta_{j,1} + \xi_j$, $\tilde{\beta}_{j,2} = \beta_{j,2} + \xi_j$, $\gamma_{j,1} = \gamma_j\theta_{j,1}$ and $\gamma_{j,2} = \gamma_j\theta_{j,2}$, then model (SA-5) can be rewritten into

$$Y_{jt} = X_{jt}\tilde{\beta}_{j,1} + \gamma_{j,0} + [X_{jt}\tilde{\beta}_{j,2} + \gamma_{j,1}]\mathbf{1}_{\{X_{jt} \geq c_{0j}\}} + e_{jt}. \quad (\text{SA-6})$$

Then the jump effect is $\gamma_{j,1}$ and the change of derivative corresponding to $\tilde{\beta}_{j,2}$.

For the parametric model, usually in the literature heterogeneity is ignored. And a pooled ordinary least square regression estimator for $\tilde{\beta}_{j,\cdot}$ is considered and used to test the overall heterogeneity effect, see Lee et al. (2011). Thus we shall see that under the null hypothesis, our statistics and a pooled statistics will both have the correct asymptotic distribution. However, under the alternative, the signals can easily be canceled out and leads to a trivial low power setup.