

# LEARNING TO ESTIMATE CRITICAL GAIT PARAMETERS FROM SINGLE-VIEW RGB VIDEOS WITH TRANSFORMER-BASED ATTENTION NETWORK

Hung Le, Hieu Pham\*

College of Engineering & Computer Science, VinUni-Illinois Smart Health Center, VinUniversity

## ABSTRACT

Musculoskeletal diseases and cognitive impairments in patients lead to difficulties in movement as well as negative effects on their psychological health. Clinical gait analysis, a vital tool for early diagnosis and treatment, traditionally relies on expensive optical motion capture systems. Recent advances in computer vision and deep learning have opened the door to more accessible and cost-effective alternatives. This paper introduces a novel spatio-temporal Transformer network to estimate critical gait parameters from RGB videos captured by a single-view camera. Empirical evaluations on a public dataset of cerebral palsy patients indicate that the proposed framework surpasses current state-of-the-art approaches and show significant improvements in predicting general gait parameters (including Walking Speed, Gait Deviation Index - GDI, and Knee Flexion Angle at Maximum Extension), while utilizing fewer parameters and alleviating the need for manual feature extraction.

**Index Terms**— Gait analysis, Transformer, RGB videos.

## 1. INTRODUCTION

Approximately 1.7 billion individuals worldwide are currently affected by movement-related diseases [1]. These conditions encompass a wide range of diseases that negatively impact the muscles, bones, and joints. The cognitive function of a person is also shown to be associated with their manner of movement [2]. As a result, human gait analysis has become a crucial tool for early diagnosis of musculoskeletal conditions. In clinical gait analysis, quantitatively measuring general gait parameters, such as walking speed, cadence, or gait deviation index (GDI) is essential in determining the overall health and function of a patient’s gait [3, 4, 5].

The current workflow of human motion analysis typically relies on optical motion capture systems (Mocap) [6]. These systems require the use of multiple specialized cameras and sensors to track the patient’s movements. The two-dimensional (2D) videos from these cameras are then constructed into three-dimensional (3D) motion data [7], which then can be used to compute various gait parameters. Unfortunately, Mocap systems require expensive equipment

and well-trained personnel while also demanding careful calibration and positioning of the system for optimal performance [8]. Alternatives include wearable inertial sensors or depth cameras [9, 10] but their accessibility is limited due to their cost and the specialized skills required for operation.

Recently, 2D markerless video sequences captured from single-camera videos have emerged as a convenient and economical option [11] by minimizing the needs for expensive equipment. In particular, pose estimation models become a powerful tool to automatically learn and extract 2D skeletal data [12] for human gait assessment [13]. However, estimating gait parameters directly from these skeletal data is prone to errors due to the lack of robustness and precision from pose tracking algorithms [14]. As a result, the expressiveness and resilience to noise of deep neural networks enable them to be a more efficient and precise method for estimating general gait parameters [15]. In this study, we propose a novel spatio-temporal Transformer architecture for gait analysis using single-camera RGB videos, which could effectively learn intricate spatio-temporal dynamics in human gait, a challenge for most traditional methods. The first stage of this architecture aims to extract the keypoints of 2D human pose captured from a video using OpenPose [12]. The second stage uses a spatio-temporal Transformer network to predict gait parameters, including Gait Deviation Index, knee flexion angle at maximum extension, speed, and cadence. The main contributions of this work are summarized as follows:

- We are the first to introduce a spatio-temporal Transformer network for quantitatively estimating gait parameters for gait analysis from single-view RGB videos. Our network design allows us to extract both spatial and temporal features effectively from the anatomical keypoints taken from single-camera RGB videos.
- The flexibility inherent in the proposed network helps to achieve superior performance in predicting gait parameters compared to current state-of-the-art methods, meanwhile reducing number of parameters and obviating the need for manually crafted time series.
- Our codes, and trained deep learning models are made publicly available: <https://github.com/vinuni-i-vishc/transformer-gait-analysis>.

\*Corresponding author: [hieu.ph@vinuni.edu.vn](mailto:hieu.ph@vinuni.edu.vn)

## 2. RELATED WORKS

Estimating gait parameters directly from single-camera RGB videos has been proposed in previous studies [15, 16, 17, 18]. For instance, Azhand *et al.* [16] extracted both 2D and 3D skeleton from a 2D input video and optimized the 3D pose based on patient’s heights to quantify gait parameters. Following the success of CNN in vision tasks, Kidzinski *et al.* [15] proposed to use OpenPose [12] for keypoint extraction and a one-dimensional convolutional neural network (1D-CNN) model to predict clinically relevant motion parameters from an ordinary video of a patient. Similarly, Lonini *et al.* [17] explored 1D-CNN to estimate gait parameters while utilizing DeepLabCut [19] for tracking anatomical keypoints of stroke patients. Researchers also employ Spatial-Temporal Graph Convolutional Network (STGCN) for gait parameter prediction [20]. For the graph of skeletal sequences, the connections of the joints are based on anatomical structure while every joint is connected to itself in the previous and the next frame. Transformer architecture is also proposed to compute interpretable kinematic parameters from estimated 3D pose, which are then used to estimate patients’ gait cycle and produce final gait parameters [18].

## 3. METHODOLOGY

### 3.1. Problem Formulation

Given an input sequence of motion  $\mathbf{X} \in \mathbb{R}^{T \times N \times 2}$ , it is defined as  $\mathbf{X} = [\mathbf{x}_1, \mathbf{x}_2, \dots, \mathbf{x}_T]$  where  $T$  is the number of frames in a video segment. Each frame  $\mathbf{x}_i = [\mathbf{j}_i^{(1)}, \mathbf{j}_i^{(2)}, \dots, \mathbf{j}_i^{(N)}]$  denotes a human pose at time step  $i$  with  $N$  joints where joint  $\mathbf{j}_i^{(n)}$  is a 2D vector, representing the  $(x, y)$  coordinates of the joint in the Cartesian plane.

The output  $\mathbf{y} \in \mathbb{R}^1$  is the gait parameter for a patient. We formulate this problem as a fully supervised learning task where we aim to learn a non-linear mapping  $f_\theta : \mathbb{R}^{T \times N \times 2} \rightarrow \mathbb{R}^1$ , here  $f_\theta$  parameterized by  $\theta$ . Given a dataset  $\mathcal{D} = \{(\mathbf{X}_k, \mathbf{y}_k) : \mathbf{X}_k \in \mathbb{R}^{T \times N \times 2}, \mathbf{y}_k \in \mathbb{R}^1, k = 1, 2, \dots, S\}$  with  $S$  samples, we learn the optimal parameters  $\theta^*$  by minimizing the loss function  $\mathcal{L}$  over the dataset  $\mathcal{D}$  as

$$\theta^* = \arg \min_{\theta} \sum_{k=1}^S \mathcal{L}(f_\theta(\mathbf{X}_k), \mathbf{y}_k).$$

### 3.2. Network Architecture

We designed a Transformer-based network to estimate critical gait parameters directly from single-camera RGB videos. The network comprises of two main blocks: spatial attention and temporal attention blocks. This architecture is motivated by the success of the architecture proposed in [23] for three-dimensional pose estimation. The key idea behind self-attention is it enables the network to weigh the importance of

every other element in a sequence when encoding each element, taking into account the relationships between them. In the spatial attention block, it determines the amount of focus of one particular joint has on every other joint in a single frame. This allows the model to learn the necessary spatial information between the joints.

For every frame, we embed each joint into high dimensional feature by projecting the joint’s coordinates in two-dimensional space to  $D$ -dimensional vector via a linear transformer layer. It is formulated as

$$\mathbf{z}_s = [\mathbf{x}_1 W_s + E_s, \mathbf{x}_2 W_s + E_s, \dots, \mathbf{x}_T W_s + E_s]. \quad (1)$$

At time step  $i$ , the  $D$ -dimensional embedding  $\mathbf{z}_{s,i}$  of an input frame  $\mathbf{x}_i \in \mathbb{R}^{1 \times N \times 2}$  is computed with a projection matrix  $W_s \in \mathbb{R}^{2 \times D}$ . To retain the spatial relations between the individual joint, we add a learnable spatial positional encoding term  $E_s \in \mathbb{R}^{1 \times N \times D}$  to the embedding. The joint embeddings  $\mathbf{z}_s \in \mathbb{R}^{T \times N \times D}$  are then passed to the spatial attention block.

Following the scaled dot-product attention [21], we project the joint embeddings to query  $\mathbf{Q}$ , key  $\mathbf{K}$  and value  $\mathbf{V}$  matrices with learnable weight matrices  $W^{\mathbf{Q}}, W^{\mathbf{K}}, W^{\mathbf{V}}$ . For notation clarity,  $\mathbf{Q}_s, \mathbf{K}_s, \mathbf{V}_s$  denote the query, key and value matrices for the spatial attention block, which include

$$\mathbf{Q}_s = \mathbf{z}_s W_s^{\mathbf{Q}}, \quad \mathbf{K}_s = \mathbf{z}_s W_s^{\mathbf{K}}, \quad \mathbf{V}_s = \mathbf{z}_s W_s^{\mathbf{V}} \quad (2)$$

For each attention block, we use multi-head attention (MHA) mechanism. In a multi-head attention block, multiple attention heads are calculated in parallel and independently. The output of this layer will be the concatenation of the outputs of the  $H$  heads

$$\text{Attention}(\mathbf{Q}, \mathbf{K}, \mathbf{V}) = \text{Softmax}(\mathbf{Q}\mathbf{K}^T / \sqrt{D})\mathbf{V} \quad (3)$$

$$\text{MHA}(\mathbf{Q}, \mathbf{K}, \mathbf{V}) = \text{Concat}(\text{head}_1, \dots, \text{head}_H)W^{\text{out}} \quad (4)$$

$$\text{head}_h = \text{Attention}(\mathbf{Q}_h, \mathbf{K}_h, \mathbf{V}_h), \quad (5)$$

for  $h \in [1, 2, \dots, H]$ . Given our initial embedding  $\mathbf{z}_s$  or  $\mathbf{z}_s^{(0)} \in \mathbb{R}^{T \times N \times D}$ , we feed it into the spatial attention block (as illustrated in Fig. 1) with  $L$  layers

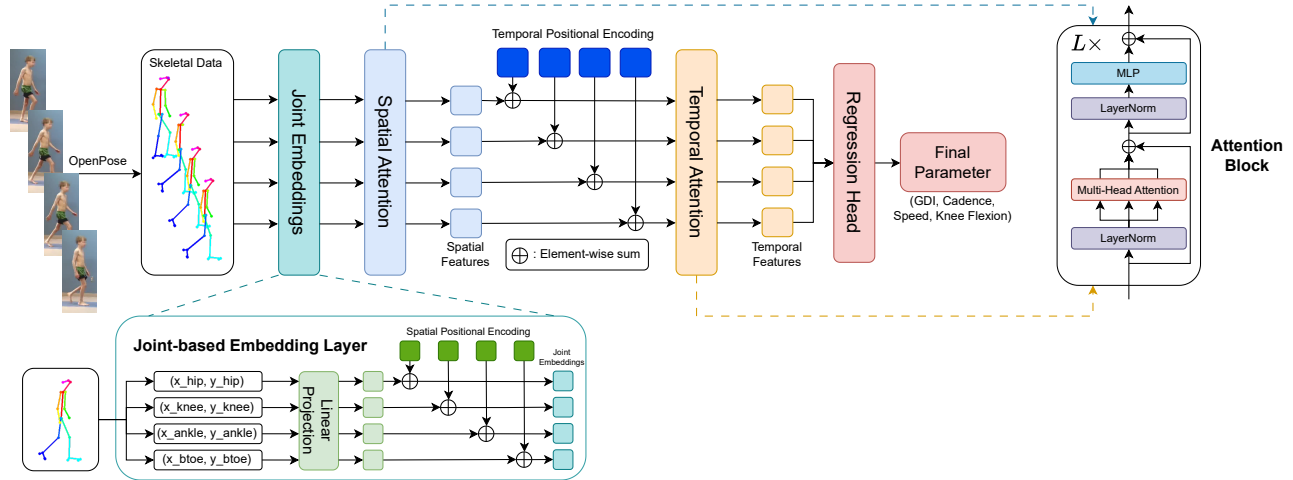
$$\mathbf{z}_s^{(\ell)'} = \text{MHA}(\text{LayerNorm}(\mathbf{z}_s^{(\ell-1)})) + \mathbf{z}_s^{(\ell-1)} \quad (6)$$

$$\mathbf{z}_s^{(\ell)} = \text{MLP}(\text{LayerNorm}(\mathbf{z}_s^{(\ell-1)})) + \mathbf{z}_s^{(\ell)'} \quad (7)$$

$$\mathbf{z}_s^{\text{out}} = \text{LayerNorm}(\mathbf{z}_s^{(L)}), \quad (8)$$

where  $\ell \in [1, 2, \dots, L]$ , LayerNorm denotes layer normalization and MLP denotes Multi-Layer Perceptron. The output of the spatial attention block  $\mathbf{z}_s^{\text{out}} \in \mathbb{R}^{T \times N \times D}$  is then flattened to  $\mathbf{z}_t^{(0)} \in \mathbb{R}^{T \times (N \cdot D)}$ , being the input to the temporal attention block.

Similar to the spatial attention block, we add a learnable temporal positional embedding term  $E_t \in \mathbb{R}^{T \times (N \cdot D)}$  to encode the position of each frame and compute  $\mathbf{Q}_t, \mathbf{K}_t, \mathbf{V}_t$  for each frame. Following the same architecture of the spatial



**Fig. 1.** Overview of our approach for  $T = 4$ . We first project the 2D coordinates of each joint to a  $D$ -dimensional space. Our architecture has two attention blocks: spatial and temporal attention block, adopting multi-head attention from [21] [22]. The spatial attention block extracts spatial information by attending to every other joint in the same frame. The temporal attention block captures temporal dependencies among the frames given a motion sequence. Lastly, we use a Fully Connected Neural Network to output the final parameters.

attention block in (6), (7), (8), the output of the temporal attention block is  $\mathbf{z}_t^{out} \in \mathbb{R}^{T \times (N \cdot D)}$ . Since flattening  $\mathbf{z}_t^{out}$  and feeding it to a Fully Connected Neural Network (FCNN) in a similar way to most modern CNN architectures could vastly increase the total number of parameters in the model. Therefore, we take a weighted sum of  $\mathbf{z}_t^{out}$  by the frame dimension to produce  $\hat{\mathbf{y}}' \in \mathbb{R}^{1 \times (N \cdot D)}$ . Finally, pass  $\hat{\mathbf{y}}'$  to a FCNN to produce the final prediction. Mean Squared Error (MSE) is used to minimize the error between the ground truth parameter and the predicted parameter.

## 4. EXPERIMENTS

### 4.1. Datasets and Experimental Settings

We validated our approach on a publicly available dataset collected at Gillette Children’s Specialty Healthcare between 1994 and 2015. Following the preprocessing steps described in [15], the dataset consists of 2,212 videos of 1,138 patients, who had been diagnosed with cerebral palsy. The average age of the patients is 13 years old with standard deviation of 6.9 years old. The average height and weight of the patients are 141cm and 41kg with standard deviation of 19cm and 17kg, respectively. The raw videos were initially captured at  $1280 \times 960$  resolution and then downsampled to  $640 \times 480$  in order to better accommodate the capability of most low-end cameras. Each video is then divided into multiple 124-frame segments by window slicing with an offset of 31 frames. For experiments, the dataset is split into training, validation, and test set with the ratio of 8:1:1. It is divided by patients’ ID to ensure no patient is included in different set. The training

set consists of 1,768 videos of 920 patients, meanwhile the validation set consists of 212 videos of 106 patients, and the test set consists of 232 videos of 112 patients.

### 4.2. Implementation Details

In our experiments, the length of one video segment (in frames) is  $T = 124$ , and the spatial embedding dimension  $D = 12$ . We only use four joints directly related to kinematic characteristics of the gait, which are hip, knee, ankle and big toe. For GDI and knee flexion angle at maximum extension, we predict the parameter for each side of the gait while speed and cadence are measured using both sides of the gait.

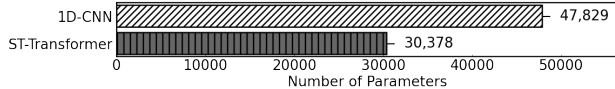
For both spatial and temporal attention blocks, the number of layers is  $L = 1$  and the number of head is  $H = 2$ . The model is optimized with Adam for 200 epochs with batch size of 128. A cosine annealing scheduler with warm restarts was used as proposed in [24] with  $T_0 = 40, T_{mult} = 1$ . For speed and cadence, the initial learning rate is  $6e - 4$  and the minimum learning rate is  $1e - 4$ . For GDI and knee flexion angle, the initial learning rate is  $3e - 4$  and the minimum learning rate is  $8e - 5$ . The best weights are selected based on the validation error. We implemented the proposed model in PyTorch and trained it on only one NVIDIA GPU 3080.

### 4.3. Experimental Results

To quantify the effectiveness of our model, we compared our network with current state-of-the-art model (1D-CNN) [15] on the test set. The performance of the proposed method is measured using the degree of correlation and mean absolute error (MAE). The predicted values of our

**Table 1.** Quantitative Assessment of the proposed model in Estimating Gait Parameters. Best results are in bold.

Gait Parameters	Correlation			Mean Absolute Error		
	CNN	STT (ours)	$\Delta \uparrow$	CNN	STT (ours)	$\Delta \downarrow$
GDI	0.7379	<b>0.7466</b>	1.18%	6.5469	<b>6.3137</b>	3.56%
Knee Flexion (degrees)	0.8298	<b>0.8384</b>	1.04%	5.9129	<b>5.8220</b>	1.54%
Speed (m/s)	0.7519	<b>0.7565</b>	0.62%	0.1482	<b>0.1481</b>	0.13%
Cadence (strides/s)	<b>0.7601</b>	0.7421	-2.37%	<b>0.1035</b>	0.1078	-4.12%



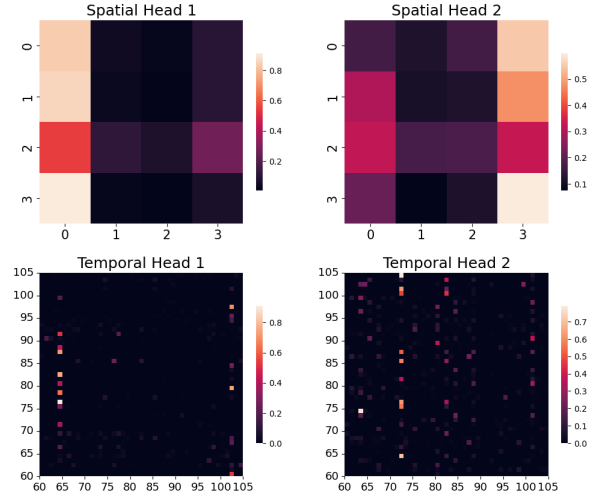
**Fig. 2.** Comparison of the number of parameters of 1D-CNN and the proposed Spatio-Temporal Transformer network.

Spatio-Temporal Transformer for GDI, knee flexion angle at maximum extension, walking speed and cadence achieved 0.75, 0.84, 0.76, 0.74 correlation, respectively with ground-truth parameters. Table 1 shows that the proposed approach achieves better performance, approximately 1% for correlation for three (GDI, Knee Flexion, Speed) out of four parameters while having 36.5% fewer parameters than 1D-CNN. Our method also yields a 3.5% and 1.5% decrease in MAE for GDI and knee flexion angle. In addition, when 1D-CNN utilized both skeletal data and hand-engineered time series to predict outcomes, we leveraged only skeletal motion sequence to estimate the final parameters.

## 5. DISCUSSION AND CONCLUSION

Intuitively, the 1D-CNN architecture only captures the temporal dependency of each joint or each time series independently. As a result, it fails to gather the underlying spatial information of the joints and needs to rely on hand-crafted features. On other the hand, the proposed spatio-temporal Transformer can be conceptualized as a graph neural network, characterized by a fully connected graph structure. Spatial and temporal connections within this architecture are established through attention scores derived from the multi-head attention block. This design facilitates enhanced flexibility for extracting motion features from single-camera videos. The inherent capacity of our proposed architecture facilitates effective generalization of gait parameters from anatomical keypoints, eliminating the necessity for manual curation of gait features.

Analyzing self-attention mechanism, Fig. 3 visualizes the attention score of the spatial and temporal attention block for GDI prediction. For the spatial attention block, there is a strong focus on joint 0 (hip) for Head 1 while Head 2 concentrates on joint 3 (big toe). For temporal attention, Head 1 learns the dependencies among frame 65 with frames 82



**Fig. 3.** Visualizing the attention matrix  $\mathbf{A}$  of different heads in the spatial attention block at timestep  $t = 46$  (top) and temporal attention block from timestep  $t = 60$  to  $t = 105$  (bottom) for GDI measurement. Entry  $\mathbf{A}_{i,j}$  denotes the attention weight between joint  $i$  and joint  $j$  or frame  $i$  and frame  $j$

and 87 while the connections of frame 72 with frames 64, 77, 86, and 101 are captured by Head 2. This demonstrates our approach could exploit long-term dependencies within the spatial-temporal data that most deep learning models do not have the capacity of.

However, it is evident that our model struggles with cadence predictions. This could be due to the fact that the temporal dependencies of our model rely on attention of the frame level. As a result, it is lacking in the capacity to recognize gait cycles and strides, which are the key determinants of cadence.

To conclude, we proposed a novel spatio-temporal Transformer architecture to extract spatial and temporal features from a single-view 2D motion sequence. Experiments show that our approach achieved superior performance with a lower level of complexity in comparison to prior art. This study suggests that deep learning-based methods provide reliable and accurate evaluation for gait analysis. Our future directions are to incorporate gait events and attention-based networks to further lower prediction errors.

## 6. ACKNOWLEDGMENTS

No funding was received for conducting this study. The authors have no relevant financial or non-financial interests to disclose.

## 7. COMPLIANCE WITH ETHICAL STANDARDS

This research study was conducted retrospectively using human subject data made available in open access by [15]. Eth-

ical approval was not required as confirmed by the license attached with the open access data.

## 8. REFERENCES

- [1] Alarcos Cieza, Kate Causey, Kaloyan Kamenov, Sarah Wulf Hanson, Somnath Chatterji, and Theo Vos, "Global estimates of the need for rehabilitation based on the global burden of disease study 2019: a systematic analysis for the global burden of disease study 2019," *The Lancet*, vol. 396, no. 10267, pp. 2006–2017, 2020.
- [2] Manuel Montero-Odasso, Joe Verghese, Olivier Beauchet, and Jeffrey M Hausdorff, "Gait and cognition: a complementary approach to understanding brain function and the risk of falling," *Journal of the American Geriatrics Society*, vol. 60, no. 11, pp. 2127–2136, 2012.
- [3] Michael H Schwartz and Adam Rozumalski, "The gait deviation index: a new comprehensive index of gait pathology," *Gait & Posture*, vol. 28, no. 3, pp. 351–357, 2008.
- [4] Murray E Brandstater, Hubert de Bruin, Carolyn Gowland, and Beverly M Clark, "Hemiplegic gait: analysis of temporal variables.," *Archives of Physical Medicine and Rehabilitation*, vol. 64, no. 12, pp. 583–587, 1983.
- [5] Keegan Guffey, Michael Regier, Corrie Mancinelli, and Paola Pergami, "Gait parameters associated with balance in healthy 2-to 4-year-old children," *Gait & Posture*, vol. 43, pp. 165–169, 2016.
- [6] Alexandra Pfister, Alexandre M West, Shaw Bronner, and Jack Adam Noah, "Comparative abilities of microsoft kinect and vicon 3d motion capture for gait analysis," *Journal of Medical Engineering & Technology*, vol. 38, no. 5, pp. 274–280, 2014.
- [7] German KM Cheung, Takeo Kanade, J-Y Bouguet, and Mark Holler, "A real time system for robust 3d voxel reconstruction of human motions," in *Proceedings IEEE Conference on Computer Vision and Pattern Recognition. CVPR 2000 (Cat. No. PR00662)*. IEEE, 2000, vol. 2, pp. 714–720.
- [8] Pierre Merriaux, Yohan Dupuis, Rémi Boutteau, Pascal Vasseur, and Xavier Savatier, "A study of vicon system positioning performance," *Sensors*, vol. 17, no. 7, pp. 1591, 2017.
- [9] Pietro Picerno, "25 years of lower limb joint kinematics by using inertial and magnetic sensors: A review of methodological approaches," *Gait & Posture*, vol. 51, pp. 239–246, 2017.
- [10] Xu Xu, Raymond W McGorry, Li-Shan Chou, Jia-hua Lin, and Chien-chi Chang, "Accuracy of the microsoft kinect™ for measuring gait parameters during treadmill walking," *Gait & posture*, vol. 42, no. 2, pp. 145–151, 2015.
- [11] Christian Bauckhage, John K Tsotsos, and Frank E Bunn, "Automatic detection of abnormal gait," *Image and Vision Computing*, vol. 27, no. 1-2, pp. 108–115, 2009.
- [12] Zhe Cao, Tomas Simon, Shih-En Wei, and Yaser Sheikh, "Realtime multi-person 2d pose estimation using part affinity fields," in *Proceedings of the IEEE Conference on Computer Vision and Pattern Recognition*, 2017, pp. 7291–7299.
- [13] Jan Stenum, Cristina Rossi, and Ryan T Roemmich, "Two-dimensional video-based analysis of human gait using pose estimation," *PLoS Computational Biology*, vol. 17, no. 4, pp. e1008935, 2021.
- [14] Nidhi Seethapathi, Shaofei Wang, Rachit Saluja, Gunnar Blohm, and Konrad P Kording, "Movement science needs different pose tracking algorithms," *arXiv preprint arXiv:1907.10226*, 2019.
- [15] Lukasz Kidziński, Bryan Yang, Jennifer L Hicks, Apoorva Rajagopal, Scott L Delp, and Michael H Schwartz, "Deep neural networks enable quantitative movement analysis using single-camera videos," *Nature Communications*, vol. 11, no. 1, pp. 4054, 2020.
- [16] Arash Azhand, Sophie Rabe, Swantje Müller, Igor Sattler, and Anika Heimann-Steinert, "Algorithm based on one monocular video delivers highly valid and reliable gait parameters," *Scientific Reports*, vol. 11, no. 1, pp. 14065, 2021.
- [17] Luca Lonini, Yaejin Moon, Kyle Embry, R James Cotton, Kelly McKenzie, Sophia Jenz, and Arun Jayaraman, "Video-based pose estimation for gait analysis in stroke survivors during clinical assessments: a proof-of-concept study," *Digital Biomarkers*, vol. 6, no. 1, pp. 9–18, 2022.
- [18] R James Cotton, Emoonah McClerkin, Anthony Cimorelli, Ankit Patel, and Tasos Karakostas, "Transforming gait: Video-based spatiotemporal gait analysis," in *2022 44th Annual International Conference of the IEEE Engineering in Medicine & Biology Society (EMBC)*. IEEE, 2022, pp. 115–120.
- [19] Alexander Mathis, Pranav Mamidanna, Kevin M Cury, Taiga Abe, Venkatesh N Murthy, Mackenzie Weygandt Mathis, and Matthias Bethge, "DeepLabCut: markerless pose estimation of user-defined body parts with deep learning," *Nature Neuroscience*, vol. 21, no. 9, pp. 1281–1289, 2018.
- [20] Ibsa K Jalata, Thanh-Dat Truong, Jessica L Allen, Han-Seok Seo, and Khoa Luu, "Movement analysis for neurological and musculoskeletal disorders using graph convolutional neural network," *Future Internet*, vol. 13, no. 8, pp. 194, 2021.
- [21] Ashish Vaswani, Noam Shazeer, Niki Parmar, Jakob Uszkoreit, Llion Jones, Aidan N Gomez, Lukasz Kaiser, and Illia Polosukhin, "Attention is all you need," *Advances in Neural Information Processing Systems*, vol. 30, 2017.
- [22] Alexey Dosovitskiy, Lucas Beyer, Alexander Kolesnikov, Dirk Weissenborn, Xiaohua Zhai, Thomas Unterthiner, Mostafa Dehghani, Matthias Minderer, Georg Heigold, Sylvain Gelly, et al., "An image is worth 16x16 words: Transformers for image recognition at scale," *arXiv preprint arXiv:2010.11929*, 2020.
- [23] Ce Zheng, Sijie Zhu, Matias Mendieta, Taojiannan Yang, Chen Chen, and Zhengming Ding, "3d human pose estimation with spatial and temporal transformers," in *Proceedings of the IEEE/CVF International Conference on Computer Vision*, 2021, pp. 11656–11665.
- [24] Ilya Loshchilov and Frank Hutter, "Sgdr: Stochastic gradient descent with warm restarts," *arXiv preprint arXiv:1608.03983*, 2016.