

Agent-OM: Leveraging LLM Agents for Ontology Matching

Zhangcheng Qiang
Australian National University
Canberra, ACT, Australia
qzc438@gmail.com

Weiying Wang
Monash University
Melbourne, VIC, Australia
teresa.wang@monash.edu

Kerry Taylor
Australian National University
Canberra, ACT, Australia
kerry.taylor@anu.edu.au

ABSTRACT

Ontology matching (OM) enables semantic interoperability between different ontologies and resolves their conceptual heterogeneity by aligning related entities. OM systems currently have two prevailing design paradigms: conventional knowledge-based expert systems and newer machine learning-based predictive systems. While large language models (LLMs) and LLM agents have revolutionised data engineering and have been applied creatively in many domains, their potential for OM remains underexplored. This study introduces a novel agent-powered LLM-based design paradigm for OM systems. With consideration of several specific challenges in leveraging LLM agents for OM, we propose a generic framework, namely Agent-OM, consisting of two Siamese agents for retrieval and matching, with a set of simple prompt-based OM tools. Our framework is implemented in a proof-of-concept system. Evaluations of three Ontology Alignment Evaluation Initiative (OAEI) tracks over state-of-the-art OM systems show that our system can achieve results very close to the long-standing best performance on simple OM tasks and can significantly improve the performance on complex and few-shot OM tasks.

PVLDB Reference Format:

Zhangcheng Qiang, Weiying Wang, and Kerry Taylor. Agent-OM: Leveraging LLM Agents for Ontology Matching. PVLDB, 14(1): XXX-XXX, 2020.
doi:XX.XX/XXX.XX

PVLDB Artifact Availability:

The source code, data, and/or other artifacts have been made available at URL_TO_YOUR_ARTIFACTS.

1 INTRODUCTION

Large language models (LLMs), such as ChatGPT [47], Llama [65], and Claude [2], are pre-trained with an enormous corpus of common knowledge and therefore have powerful generative capabilities. Despite the success of using LLMs in a wide range of applications, leveraging LLMs for downstream tasks still has several challenges. (1) LLMs are pre-trained models that do not capture late-breaking information. For example, GPT-3.5 cannot answer the question “What is the meaning of Swiftonomics?” because this term was first coined for the unprecedented economic impact of Taylor Swift’s concert tour from 2023 to 2024, but the corpus for GPT-3.5 was

last updated in January 2022. (2) LLM hallucinations are often observed in domain-specific tasks and hamper their reliability. LLMs often generate unfaithful responses that are syntactically sound but factually incorrect [30]. One reason is that LLMs are generative models for understanding common knowledge, with limited ability to understand the domain-specific context. For example, LLMs cannot understand that the word “track” is implicitly equivalent to “category” in the academic conference context and could instead match incorrectly to the word “course”. (3) LLMs are good models of linguistic competence, but have shown limited capabilities in non-linguistic tasks, such as planning and routing [67]. LLMs are originally designed for sequential question-answering, but most real-world tasks are designed with complex logic rather than following a straightforward single path.

To overcome the limitations of LLM customisation for downstream tasks, LLM-based autonomous agents have become a prominent research area. In the field of artificial intelligence (AI), the notion of agents was first introduced in the famous Turing Test [66], referring to intelligent computational entities that can display human-like behaviours. Such AI agents have fallen short of human-level capabilities, as they can only act on simple and heuristic policy functions learnt from constrained environments and they lack efficient central control to simulate the human learning process [70]. LLMs, with remarkable success in demonstrating autonomy, reactivity, proactivity, and social ability, have attracted growing research efforts aiming to construct AI agents, so-called LLM agents [74].

The core concept of LLM agents is to employ the LLM as a controller or “brain” rather than as a predictive model only (a.k.a Model as a Service). LLM agents extend LLM’s capability with advanced planning, memory, and tools, and allow LLMs to communicate with open-world knowledge [73]. (1) Planning breaks down a complex task into simpler and more manageable subtasks. LLMs can also receive feedback on plans and perform reflection and refinement. The most practical technique used for LLM planning is chain of thought (CoT) [72]. (2) Tools allow LLMs to call external resources for additional information. They are often invoked by LLM actions. (3) Memory provides context to inherently stateless LLMs, including short-term and long-term memory. Short-term memory can be considered as context information obtained from planning and tools via in-context learning (ICL) [8]. Long-term memory often uses database storage with retrieval-augmented generation (RAG) [36] to retain information. Unlike fine-tuning, where models need to be retrained to learn new context data, ICL/RAG instead augments the LLM prompts with new information. ICL/RAG is more scalable for operating real-time and dynamic information. Almost 90% of use cases can be achieved by ICL/RAG-based search and retrieval [44]. A recent paper [53] also reveals that RAG consistently outperforms fine-tuning on a wide variety of knowledge-intensive tasks.

This work is licensed under the Creative Commons BY-NC-ND 4.0 International License. Visit <https://creativecommons.org/licenses/by-nc-nd/4.0/> to view a copy of this license. For any use beyond those covered by this license, obtain permission by emailing info@vldb.org. Copyright is held by the owner/author(s). Publication rights licensed to the VLDB Endowment.

Proceedings of the VLDB Endowment, Vol. 14, No. 1 ISSN 2150-8097.
doi:XX.XX/XXX.XX

Ontology matching (OM) is a classic alignment task, aiming to find possible correspondences between a pair of ontologies [16]. OM systems are developed to automate this matching process. There are two dominant design paradigms for OM systems: traditional knowledge-based OM systems that implement pre-defined logic and expert knowledge; and more recent machine learning-based OM systems that transform the matching task into machine-enhanced learning and prediction. The former expert systems require intensive expert knowledge, while the latter predictive systems need a large amount of high-quality data to train the model. The prevalence of LLMs and LLM agents has driven many successful domain-specific applications. However, in the context of OM, using LLMs and LLM agents is currently under-explored. Leveraging LLMs and LLM agents for OM tasks is not an intuitive task, and the challenges will be detailed in the Related Work section.

This paper introduces a novel agent-powered LLM-based design paradigm for OM systems. We propose a generic framework and implement it with a proof-of-concept system. The system extends the LLM capability beyond general question-answering, framing a powerful problem solver for OM tasks. Along with the system, we also develop a set of intuitive prompt-based tools that facilitate information retrieval, entity matching, and memory storage. Our system is compared to state-of-the-art OM systems, achieving considerable matching performance improvements across three Alignment Evaluation Initiative (OAEI) tracks. Specifically, this paper makes the following contributions:

- We introduce a new agent-powered LLM-based design paradigm for OM systems and propose a novel Agent-OM framework. It consists of the following key components:
 - A LLM acts as a central “brain” to link different modules and instruct their functions via prompt engineering.
 - A pair of planning modules that use CoT for OM decomposition.
 - A set of OM tools using ICL/RAG to mitigate LLM hallucinations.
 - A shared memory module that uses dialogue and hybrid data storage to support the search and retrieval of entity mappings.
- We implement our proposed Agent-OM framework in a proof-of-concept system. The system deals with several critical downstream challenges in leveraging LLM agents for OM, such as cost-effective entity information retrieval, matching candidate selection, and search-based matching functions.
- The experimental results of the system show that Agent-OM achieves results very close to the best long-standing performance on simple OM tasks and significantly improves matching performance on complex and few-shot OM tasks.

The rest of the paper is organised as follows: Section 2 reviews the related work. We illustrate the design of our agent-powered LLM-based OM framework in Section 3 and present the implementation details in Section 4. Section 5 evaluates the system, with a discussion in Section 6. Section 7 concludes the paper.

2 RELATED WORK

OM is typically a non-trivial but essential alignment task for data integration, information sharing, and knowledge discovery [61]. While matching is a prerequisite for interoperating applications with heterogeneous ontologies, OM systems are designed to partially or fully automate matching. The traditional approach using

knowledge-based OM systems, such as LogMap [31, 32], Agreement-MakerLight (AML) [18, 19], and FCA-Map [37, 79] has been shown to be precise and effective. However, it is resource-consuming and labour-intensive. It is often difficult to find domain experts to evaluate the matches, and any group of experts may not be able to cover all domain concepts that an expert system requires. A new approach uses machine learning (ML), implemented in systems such as BERTMap [23], LogMap-ML [10], and VersaMatch [20]. ML-based OM systems employ the concept of training and testing in ML, using ontology entities as features for model training or for fine-tuning and then using the model to predict additional correspondences. Specifically, the leading system BERTMap uses a common language model originating from natural language processing (NLP) (i.e. BERT [13]).

Although ML-based approaches have shown a significant improvement in matching performance, their training-testing paradigm is not feasible for LLMs. The number of parameters used in LLMs is much larger than those of common language models. This means re-training the entire LLMs is almost impossible, and fine-tuning such a large model requires a significant number of samples. A survey in [80] implies that 1000 is a reasonable number of training samples to fine-tune GPT-3, but generally speaking, a domain ontology has only around 100-200 entities. Furthermore, some LLMs are currently only accessible through a web service. This means that training or fine-tuning LLMs with real data risks leaking sensitive information, while using synthetic data, on the other hand, makes it difficult to ensure training quality.

Early studies using LLMs for OM can be found in [24] and [46]. Both works explore a purely prompt-based approach via ChatGPT. The prompts are structured as a binary question: given an entity from the source ontology and an entity from the target ontology, the LLMs perform a classification task to determine whether these two entities are identical or not. A similar approach is also used in OLaLa [27], but its candidate generation and matching are integrated with Sentence-BERT [58] and Matching Evaluation Toolkit (MELT) [28].

The recent release of *OpenAI GPTs* [50], *Microsoft Copilot* [42] and *Copilot Studio* [43] sparked an interest in “the world of LLM agents”. Building applications with LLM agents allows users to build their own custom GPTs to support custom business scenarios. In ontology-related tasks, LLM-driven agents have shown impressive performance in automating manual activities in the broader task of ontology engineering [21, 77]. These works pay attention to the use of conversational dialogue to enhance the agent’s capability with human feedback. While this is suitable for tasks that require humans to be in the loop (e.g. collecting competency questions in ontology engineering or validating extended terms in ontology learning), modern OM seeks to automate a complex task with minimal human intervention. Contrasting with these works, our aim is to design a new infrastructure that is able to instruct LLM agents to use planning to decompose a complex task into steps and to use memory and tools to facilitate automated matching, instead of purely using agent-based conversational dialogue, or ontology-orientated dialogue [54] mentioned in [78].

We introduce our novel agent-powered LLM-based design paradigm for OM systems. We have two generic agents; each one is

self-contained and designed to instruct LLMs to use extensive planning, memory, and tools, thus unlocking their generative capacity to handle various types of OM tasks in different contexts. Meanwhile, as a key enabler for precise decision-making, we also put effort into imitating the current LLM’s flaws in hallucination, context understanding, and non-linguistic reasoning. Several OM-related tools have been created for this purpose. These tools enable LLM agents to simulate a genuine OM system, automating the entire matching process without human intervention.

3 MATCHING WITH LLM AGENTS

Given a source ontology (O_s) and a target ontology (O_t), OM aims to find an alignment (A) that contains a set of pairs-matched entities $\{(e_i, e_j) | e_i \in O_s, e_j \in O_t\}$. A classical matching process has two main steps: retrieval and matching. The retrieval step involves retrieving internal information from the ontology itself (R_{int}) and external information from a domain-specific thesaurus (R_{ext}). The matching step involves selecting the matching candidates (M_{sel}), running the matching algorithms (M_{alg}), and refining the matching results (M_{ref}). A classical OM can be formulated as:

$$R_{int} \Rightarrow R_{ext} \Rightarrow M_{sel} \Rightarrow M_{alg} \Rightarrow M_{ref} \quad (1)$$

Figure 1 shows the architecture of *Agent-OM*, our LLM-based agent-powered OM framework. It retains the original input and output of the classical OM but modularises the two main steps with autonomous LLM agents, namely Retrieval Agent (*Agent_R*) and Matching Agent (*Agent_M*). We call these two LLM agents “Siamese” because they have their own planning modules and related tools but share the same memory. The memory is responsible for storing the information retrieved from the Retrieval Agent (R_{sto}) and facilitating the search of the stored information by the Matching Agent (M_{sea}). Therefore, an agent-based OM is formulated as:

$$Agent_R(R_{int} \Rightarrow R_{ext} \Rightarrow R_{sto}) \Rightarrow Agent_M(M_{sea} \Rightarrow M_{sel} \Rightarrow M_{alg} \Rightarrow M_{ref}) \quad (2)$$

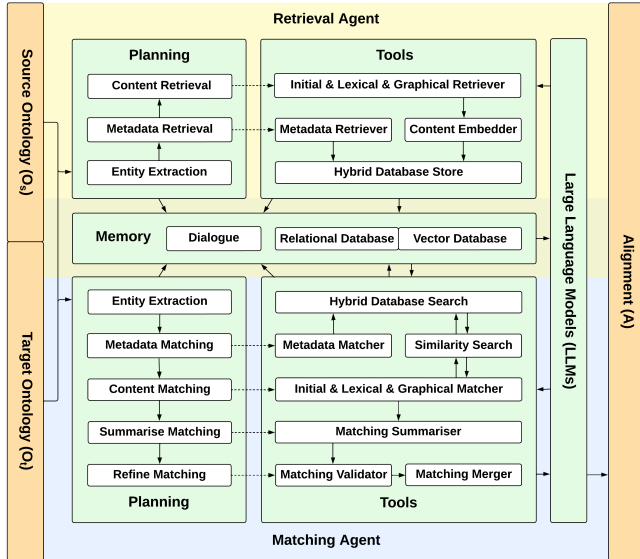


Figure 1: Architecture of *Agent-OM*.

For each autonomous agent, the workflow is described as follows. The planning module decomposes a complex task into several subtasks and defines the order of subtasks and tools to be invoked.

The plan is stored in the dialogue and passed to the LLMs. LLMs then invoke the tools to perform the subtasks. The tools are allowed to communicate with each other, and intermediate results are stored in the dialogue. The tools can also access the database via the CRUD (create, read, update, and delete) functions provided. The entire workflow is driven by LLM prompts. We use solid lines to show the actual workflow controlled by the LLMs, and dotted lines to show the implicit link between a subtask and its corresponding tool activated by the LLMs.

3.1 Retrieval Agent

The Retrieval Agent is responsible for extracting entities from the ontologies, eliciting their metadata and content information, and storing them in the hybrid database. For each entity extracted from the source and target ontologies, the planning module generates the instruction for retrieving the relevant information and feeding it into the LLMs to invoke the corresponding retrieval tools. The entity’s metadata is retrieved by the metadata retriever and is directly stored in the relational database through the database store tool. For the entity’s content, the module elicits its initial, lexical, and graphical information through the corresponding retrievers. Unlike the entity’s metadata, the entity’s content is vectorised via an embedding model and then stored in the vector database to enable the similarity search based on relative distance in the embedding space. The tools used in the Retrieval Agent include Metadata Retriever, Initial & Lexical & Graphical Retriever, and Hybrid Database Store with Content Embedder, described as follows.

- Metadata Retriever (R_{int}): The metadata retriever collects the metadata of the input entity from the ontology, including its *category* (i.e. from the *source* ontology or from the *target* ontology) and *type* (i.e. *named class* or *property*).
- Initial Retriever (R_{int}): The initial retriever is invoked by the LLM prompt: “Consider the initial information...” It is responsible for providing a unified text preprocessing result. A common text preprocessing pipeline consists of tokenisation, normalisation, stop-words removal, and stemming/lemmatisation [1]. According to our prior study in OM, only tokenisation and normalisation help both matching completeness and correctness. The other two pipeline methods, stop-words removal and stemming/lemmatisation, could cause unwanted false mappings. For this reason, our initial retriever considers only tokenisation and normalisation. We select white spaces to separate the words so that the outputs are short sentences that are easier for LLMs to understand.
- Lexical Retriever (R_{int} & R_{ext}): The lexical retriever is invoked by the LLM prompt: “Consider the lexical information...”. We consider three key aspects of the entity’s lexical information: the general meaning (R_{ext}), the context meaning (R_{ext}), and the content meaning (R_{int}). In the context of OM, the general meaning is traditionally generated from Wikidata [68] or similar corpus-based knowledge bases (KBs). As LLMs are trained from these KBs, we use the prompt “What is the meaning of {entity_name}?” for the same function. However, using only the general meaning is not sufficient. Using the context constraint “in the context of {context}” is effective in domain-specific tasks. Popular GPT-based domain applications, such as Law-GPT [38] and Medical-GPT [69], use similar approaches. Additionally, we also retrieve content information

from `rdfs:label` and `rdfs:comment` properties, where the ontology creators may add comments or explanations. These are also useful for understanding the exact meaning of the entity.

- **Graphical Retriever (R_{int}):** The graphical retriever is invoked by the LLM prompt: “Consider the graphical information...” The entity’s graphical information includes its basic triple-based relations and more complex logic-based axioms. In this paper, we only consider triple-based relations that can be verbalised into a more natural language-like presentation via a prompt-based verbalisation tool. Such prompt-based tools are not capable of handling complex logic-based axioms. These functions can only be achieved with external packages, such as OWL Verbaliser [33], Sydney OWL Syntax [12], and the DeepOnto [25] verbalisation module [26].

- **Hybrid Database Store with Content Embedder (R_{sto}):** We use a hybrid database system consisting of a traditional relational database and an advanced vector database. Entity metadata, such as the entity’s category and type, are stored in the traditional relational database. In contrast, natural language-based content information, such as the entity’s initial, lexical, and graphical information, is stored in the vector space for advanced similarity search. A unique key links these two databases. To distinguish the same concepts defined by the source ontology and the target ontology, we use the format of *Prefix:Name* for the naming convention. For example, the unique key for “Review” from the source ontology is “source:Review”, while the same concept from the target ontology uses the unique key “target:Review”.

3.2 Matching Agent

The Matching Agent is responsible for finding possible correspondences, ranking and refining the results according to different criteria, and selecting the most relevant candidate. For each entity extracted from the ontologies, the planning module generates the instruction for the matching types to be considered and feeds it into the LLMs to invoke the corresponding matching tools. The planning module first selects the source ontology as a starting point, extracting the entities from the ontology. Then, different matchers perform initial, lexical, or graphical matching functions to find the most relevant mappings to the input entity, using a hybrid search across the relational and vector databases. A predicted mapping is based on a summarised profile measure of initial matching, lexical matching, and graphical matching, with matching validation. The same procedure applies to the target ontology as a starting point, and the results of the common candidates are combined. The tools used in the Matching Agent include Hybrid Database Search, Metadata Matcher, Initial & Lexical & Graphical Matcher, Matching Summariser, Matching Validator, and Matching Merger.

- **Hybrid Database Search (M_{sea}):** The hybrid database search serves as an interface for the database accessible by the Metadata Matcher and Initial & Lexical & Graphical Matcher.
- **Metadata Matcher (M_{sel}):** The metadata matcher collects the type and category of the input entity.
- **Initial & Lexical & Graphical Matcher (M_{sel}):** The matchers are invoked by the LLM prompt: “Consider initial & lexical & graphical matching...” The generation of initial/lexical/graphical matching for the input entity is based on a hybrid database search. Given an input entity, the matchers first perform a joint search to find this

related initial/lexical/graphical information in the vector database. A similarity search is performed using cosine similarity, defined for entities **A** and **B** as:

$$S_C(\mathbf{A}, \mathbf{B}) = \frac{\mathbf{A} \cdot \mathbf{B}}{\|\mathbf{A}\| \|\mathbf{B}\|} = \frac{\sum_{i=1}^n A_i B_i}{\sqrt{\sum_{i=1}^n A_i^2} \sqrt{\sum_{i=1}^n B_i^2}} \quad (3)$$

We then apply an extended search in the relational database to filter the results based on the entity’s metadata.

- **Matching Summariser (M_{alg}):** We use reciprocal rank fusion (RRF) [11] to summarise the matching results. Viewing each piece of the entity’s information as a document, the purpose of reciprocal rank is to accumulate the inverse of the ranks r of documents d over multiple-ranking results from initial, lexical, and graphical matching, defined as:

$$RRF(d \in D) = \sum_{r \in R} \frac{1}{k + r(d)} \quad (4)$$

Conventionally, k is set to 0 as we do here. This ensures that the formula most highly rewards highly ranked entities. In our case, we are evaluating each entity that occurs in the top@ k of each of the three rankings (i.e. initial matching, lexical matching, and graphical matching), and combining their results as an overall matching summary.

- **Matching Validator (M_{ref}):** Validation is a critical step in minimising LLM hallucinations, as illustrated in SelfCheckGPT [41] and Self-RAG [3]. We also apply this method to the summarised results. We ask the LLM a binary question “Is {entity} in the context of {context} equivalent to {predicted_entity} in the context of {context}?” to check whether the predicted entity is equivalent to the input entity in the provided context. For computational efficiency, we iterate the comparison from rank 1 to n and stop when we find a “yes” answer.

- **Matching Merger (M_{ref}):** The matching merger is responsible for combining the results from a search of the source ontology and a search of the target ontology. In this study, we select the common correspondences found on both sides. As an agent-based system, this can be extended to use multi-agent negotiation via the correspondence inclusion dialogue [54].

4 IMPLEMENTATION DETAILS

We implement our design of the framework in a proof-of-concept system. The system components and their implementation details are listed as follows:

- **LLMs:** We select GPT-3.5 [48] in this study for cost-saving purposes. The model temperature is set to 0 to avoid random results. Early experiments with the more costly GPT-4 [49] found that its matching performance is even better. This may be because the ontology forms a labelled graph structure, similar to a knowledge graph (KG). GPT-4 is known to outperform other LLMs in KG-related tasks [39]. Alternative LLMs could be Llama [65] or Claude [2], although the default prompt template varies with different LLMs.
- **Planning:** We select the LangChain library [35]. The library provides a wide range of agents offering CoT. We select the conversational agent. It allows short memory for conversation contexts and makes it easy to simulate a classical multilayer OM architecture.
- **Memory:** (1) Short-term memory: We use a conversational dialogue to store the original intermediate output of each operating process, with no map-reduce applied. (2) Long-term memory: We

Table 1: Ontology Naming Conventions Tested via GPT-3.5 (Type 1-Name has an actual meaning, Type 2-Name is a URI or code).

Format	Example
Type 1 URI#Name	<p>Prompt: Is <code>http://cmt#SubjectArea</code> equivalent to <code>http://conference#Topic</code> in the context of conference? Consider the meaning only.</p> <p>Answer: Yes, in the context of a conference, "<code>http://cmt#SubjectArea</code>" and "<code>http://conference#Topic</code>" are equivalent in meaning. Both refer to the specific subject or topic that is being discussed or presented at the conference. (AI-generated content)</p>
Type 1 Prefix:Name	<p>Prompt: Is <code>cmt:SubjectArea</code> equivalent to <code>conference:Topic</code> in the context of conference? Consider the meaning only.</p> <p>Answer: Yes, in the context of a conference, <code>cmt:SubjectArea</code> and <code>conference:Topic</code> are equivalent in meaning. Both refer to the main subject or theme that the conference is focused on. (AI-generated content)</p> <p>Prompt: <code>cmt</code> is the prefix of the CMT ontology and <code>conference</code> is the prefix of the Conference ontology. Is <code>cmt:SubjectArea</code> equivalent to <code>conference:Topic</code> in the context of conference? Consider the meaning only.</p> <p>Answer: In terms of meaning, <code>cmt:SubjectArea</code> and <code>conference:Topic</code> could be considered equivalent in the context of a conference. Both terms refer to the general subject or theme of a conference presentation or paper. While the specific naming conventions may vary between ontologies, the underlying concept of categorizing content based on subject matter remains consistent. Therefore, in the context of a conference, <code>cmt:SubjectArea</code> and <code>conference:Topic</code> could be considered equivalent in meaning. (AI-generated content)</p>
Type 1 Name Only	<p>Prompt: Is <code>SubjectArea</code> equivalent to <code>Topic</code> in the context of conference? Consider the meaning only.</p> <p>Answer: Yes, in the context of a conference, <code>SubjectArea</code> and <code>Topic</code> can be considered equivalent in meaning. Both terms refer to the specific area or field of study that a conference focuses on, such as computer science, biology, or literature. They are used interchangeably to describe the main subject or theme of the conference. (AI-generated content)</p>
Type 2 URI#Name	<p>Prompt: Is <code>http://mouse.owl#MA_0000270</code> equivalent to <code>http://human.owl#NCI_C33736</code> in the context of anatomy? Consider the meaning only.</p> <p>Answer: In the context of anatomy, the URIs <code>http://mouse.owl#MA_0000270</code> and <code>http://human.owl#NCI_C33736</code> are not equivalent. These URIs likely represent different anatomical structures in mice and humans, respectively. The specific anatomical structures represented by these URIs would need to be compared to determine if they are equivalent in meaning. (AI-generated content)</p>
Type 2 Prefix:Name	<p>Prompt: Is <code>mouse:MA_0000270</code> equivalent to <code>human:NCI_C33736</code> in the context of anatomy? Consider the meaning only.</p> <p>Answer: Yes, <code>mouse:MA_0000270</code> (mouse mammary gland) is equivalent to <code>human:NCI_C33736</code> (mammary gland) in the context of anatomy. Both terms refer to the same anatomical structure in mice and humans, respectively. (AI-generated content)</p> <p>Prompt: <code>mouse</code> is the prefix of the Mouse ontology and <code>human</code> is the prefix of the Human ontology. Is <code>mouse:MA_0000270</code> equivalent to <code>human:NCI_C33736</code> in the context of anatomy? Consider the meaning only.</p> <p>Answer: Yes, in the context of anatomy, <code>mouse:MA_0000270</code> (heart) is equivalent to <code>human:NCI_C33736</code> (heart) as they both refer to the same anatomical structure in mice and humans, respectively. The prefixes simply indicate the source ontology from which the terms are derived. (AI-generated content)</p>
Type 2 Name Only	<p>Prompt: Is <code>MA_0000270</code> equivalent to <code>NCI_C33736</code> in the context of anatomy? Consider the meaning only.</p> <p>Answer: Yes, <code>MA_0000270</code> and <code>NCI_C33736</code> are equivalent in the context of anatomy. Both codes refer to the same anatomical structure, regardless of the specific coding system used. (AI-generated content)</p>

Table 2: Naming conventions used in Agent-OM.

URI#Name	Deprecated
<code>http://cmt#SubjectArea</code>	N/A
<code>http://conference#Topic</code>	N/A
<code>http://mouse.owl#MA_0000270</code>	N/A
<code>http://human.owl#NCI_C33736</code>	N/A
Prefix:Name	Modified
<code>cmt:SubjectArea</code>	<code>source:SubjectArea</code>
<code>conference:Topic</code>	<code>target:Topic</code>
<code>mouse:MA_0000270</code>	<code>source:eyelid tarsus</code>
<code>human:NCI_C33736</code>	<code>target:Tarsal_Plate</code>
Name Only	Modified
<code>SubjectArea</code>	<code>SubjectArea</code>
<code>Topic</code>	<code>Topic</code>
<code>MA_0000270</code>	<code>eyelid tarsus</code>
<code>NCI_C33736</code>	<code>Tarsal_Plate</code>

select a hybrid database consisting of a traditional relational database and an advanced vector database. PostgreSQL [56] supports a standalone integration of the traditional relational database and the extended vector database using pgvector [55]. We select OpenAI Embedding [51] for the content embedding in the vector database. The dimension of the embedding is 1536. Alternatives are Vertex-AIEmbeddings [22] or Sentence-BERT [58], but the dimension of the embedding changes between different embedding models.

- Tools: To demonstrate the usability of our framework, we present only intuitive prompt-based tools in this study, but all of the tools could be replaced with programming-based tools.

4.1 Ontology Naming Conventions

An ontology entity can be presented in three different formats: *URI#Name*, *Prefix:Name*, and *Name Only*. The naming conventions of the ontology entities also have two types: the name has a natural language meaning, or the name is a URI or code. According to our observations, for entity names with actual meanings (e.g. `SubjectArea` and `Topic`), LLMs can understand all types of naming conventions. Often in larger biomedical ontologies each entity name is a unique identifier or code, and the meaningful description of the entity is in its label or comment (e.g. `MA_0000270` and `NCI_C33736`). For this type of naming convention, none of the three formats is interpretable for LLMs. Although the format of *URI#Name* is deprecated, LLMs can produce results, LLMs tend to generate the wrong synthesised label or comment corresponding to the code. We show some sample examples in Table 1.

To handle the variety of ontology naming conventions and standardise their usage in LLM-based OM, we use a unified naming convention in this study. Table 2 illustrates some examples. For an entity with a unique identifier or code, we use its label or comment instead to bring semantics. For example, we use "eyelid tarsus" and "Tarsal_Plate" instead of "MA_0000270" and "NCI_C33736". The format of *URI#Name* is deprecated. The format of *Prefix:Name* is only used in the scenario in which the entity needs to be differentiated in the source ontology and the target ontology. We standardise the prefixes as "source:" and "target:". For example, we present "cmt:SubjectArea" and "conference:Topic" by "source:SubjectArea"

and “target:Topic” respectively. The format of *Name Only* is commonly used to convey the initial, lexical, and graphical information of the ontology entity.

4.2 Running Example

To demonstrate the usability of our framework, we choose the CMT-Conference alignment as a sample alignment. The CMT Ontology is the source ontology and the Conference Ontology is the target ontology. The running example aims to find the most relevant entity in the target ontology corresponding to the entity “SubjectArea” in the source ontology.

4.2.1 Retrieval Agent. Table 3 illustrates the actions performed by the Retrieval Agent. We use a prompt to invoke the Metadata Retriever, Initial & Lexical & Graphical Retriever, and Hybrid Database Store with Content Embedder in sequential order.

For the input “source:SubjectArea”, the output of the Initial Retriever is “subject area”. While “subject area” may refer to a specific field of study, a particular theme, a topic, or a subject matter in various contexts, the agent further invokes the Lexical Retriever to generate a detailed description: “In the context of conference, SubjectArea refers to ...”. The graphical retriever generates related triple relations, such as “hasSubjectArea rdfs:range SubjectArea”. These triples are verbalised in a more natural language-like presentation: “The range of hasSubjectArea is SubjectArea”.

While each entity has its own initial, lexical, and graphical information, a heuristic approach to deciding if two entities are the same is to generate a binary question for every pair of entities as a prompt to the LLM: “Is source:SubjectArea equivalent to target:Topic? Consider the following: The initial information of source:SubjectArea is... The lexical information of source:SubjectArea is... The graphical information of source:SubjectArea is... The initial information of target:Topic is... The lexical information of target:Topic is... The graphical information of target:Topic is... ” This approach has two limitations. (1) LLMs have token limits that restrict the number of tokens processed for each interaction. Combining all the retrieved information may exceed token limits. (2) The binary comparison is costly because the complexity of the comparison is the Cartesian product of the number of entities in the source ontology and the target ontology.

We bypass these limitations by (1) using an open question instead: “Please find the equivalent entity to the following entity enclosed by a pair of double quotes: “source:SubjectArea”. Consider metadata matching, initial matching, lexical matching, and graphical matching...” and (2) storing the useful information in a searchable database. Figure 2 shows the entity metadata and content information stored in the relational database and the vector database, respectively. On one hand, the entity’s metadata is needed to find an exact match. In other words, the matched entity needs to have the same metadata as the target entity. For example, source:subjectArea is a class in the source ontology, so the matched entity should be a class in the target ontology. On the other hand, content information including an entity’s initial, lexical, and graphical information is used for a similarity-based match because they are usually retrieved as natural language, which can be more ambiguous than metadata. Similarity between natural languages is commonly based on embeddings, and

the vector database allows fast similarity searches by comparing the relative distances of vector embeddings.

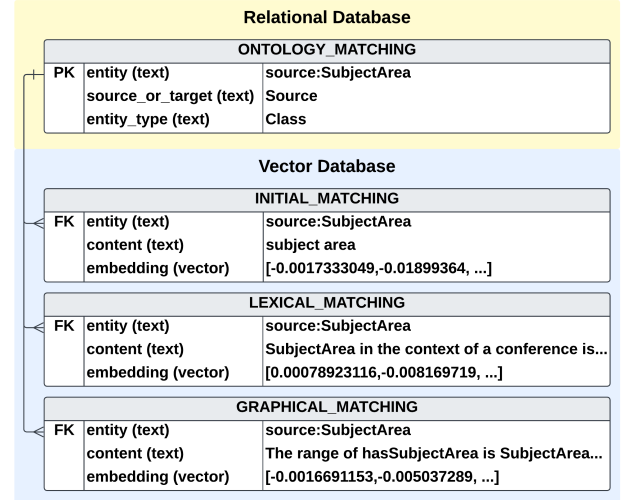


Figure 2: “source:SubjectArea” stored in the hybrid database.

4.2.2 Matching Agent. Table 4 demonstrates the actions performed by the Matching Agent. We use a prompt to invoke the Metadata Matcher with Hybrid Database Search, Initial & Lexical & Graphical Matcher with Hybrid Database Search and Similarity Search, Matching Summariser, Matching Validator, and Matching Merger in sequential order.

For a given entity “source:SubjectArea”, the most relevant entity found by the matchers is listed in Table 5. These intermediate results are stored in short-term memory and combined using the RRF function. The result of the Matching Summariser is a list of predicted mappings. The last step is to refine the predicted mappings. The Matching Validator asks a binary question to compare whether the given entity is the same or different to the predicted relevant entity in ascending order. Because the agent receives a “yes” answer for the first iteration of the entity “target:Topic”, the Matching Agent outputs “target:Topic” as the most relevant entity found in the target ontology. The Matching Merger combined the results from the same procedure applied in the search from “target:Topic” in the target ontology. These two terms are considered as matched entities only if the mapping can be found bidirectionally (i.e. “source:SubjectArea” is also found to be the most relevant entity in the source ontology for the search from “target:Topic” in the target ontology).

5 EVALUATION

5.1 Evaluation Criteria

In information retrieval, a common assessment for matching tasks is based on comparing predicted results with expected output. Precision and recall are used to measure the correctness and completeness of the matching, respectively. When adapting these measures to OM, the predicted results generated by the system are denoted Alignment (A), and the expected results provided by the domain experts are denoted Reference (R) [14]. Therefore, Precision and Recall for OM tasks are defined as:

$$Precision = \frac{|A \cap R|}{|A|} \quad Recall = \frac{|A \cap R|}{|R|} \quad (5)$$

Table 3: Retrieval Agent actions.

Planning: Retrieving
Input: {entity} = "source:SubjectArea"
Extract: {entity_name} = "SubjectArea" based on {entity}.
Prompt: Retrieve the information of the following entity enclosed by a pair of double quotes: "{entity_name}". Consider entity initial, entity lexical, and entity graphical. Format the output as JSON enclosed with a pair of curly braces with the following keys: entity_initial, entity_lexical, entity_graphical. Output the JSON only.
Invoke: Metadata Retriever, Initial & Lexical & Graphical Retriever, and Hybrid Database Store with Content Embedder.
Tool: Metadata Retriever
Input: {entity} = "source:SubjectArea"
Extract: {source_or_target} = "Source", {entity_type} = "Class"
Tool: Initial Retriever
Input: {entity} = "source:SubjectArea"
Extract: {entity_name} = "SubjectArea" based on {entity}.
Prompt: Normalise the following name enclosed by a pair of double quotes: "{entity_name}". Use white spaces to split compound words. Output the normalized form only.
Output: "subject area" (AI-generated content)
Tool: Lexical Retriever
Input: {entity} = "source:SubjectArea", {context} = "conference"
Extract: {entity_name} = "SubjectArea" based on {entity}. {entity_info} based on {entity_name} related rdf:label and rdf:comment.
Prompt: {entity_name} is {entity_info}. In the context of {context}, what is the meaning of {entity_name}?
Output: "SubjectArea in the context of a conference refers to the specific field or topic that the conference is focused on. It helps to categorize and organize the presentations, discussions, and research being presented at the conference. SubjectArea can range from broad topics such as technology or healthcare to more specific areas such as artificial intelligence or cancer research. It helps attendees to navigate the conference program and choose sessions that are most relevant to their interests and expertise." (AI-generated content)
Tool: Graphical Retriever
Input: {entity} = "source:SubjectArea"
Extract: {entity_name} = "SubjectArea" based on {entity}. {entity_triples} related to {entity}.
Prompt: Verbalise the following sentence and end up with a full stop: {entity_triples}. Output the verbalised sentence only.
Output: "The range of hasSubjectArea is SubjectArea." (AI-generated content)
Tool: Hybrid Database Store with Content Embedder
Input: {entity} = "source:SubjectArea", {source_or_target} = "Source", {entity_type} = "Class"
Query: Create a relational database and store entity's metadata
<pre> DROP TABLE IF EXISTS ontology_matching CASCADE; CREATE TABLE ontology_matching (entity TEXT PRIMARY KEY, source_or_target TEXT, entity_type TEXT); INSERT INTO ontology_matching (entity, source_or_target, entity_type) VALUES ("source:SubjectArea", "Source", "Class"); </pre>
Input: {entity_initial} = "subject area", {entity_lexical} = "In the context of conference, SubjectArea refers to ...", {entity_graphical} = "The range of hasSubjectArea is SubjectArea ...", {matching_table} = "initial_matching/lexical_matching/graphical_matching"
Extract: {entity_embedding} based on {entity_initial}/{entity_lexical}/{entity_graphical}.
Query: Create a vector database and store entity's initial, lexical, and graphical information
<pre> CREATE EXTENSION IF NOT EXISTS vector; DROP TABLE IF EXISTS {matching_table}; CREATE TABLE {matching_table} (entity TEXT NOT NULL REFERENCES, ontology_matching(entity), content TEXT, embedding vector(1536)); INSERT INTO {matching_table} (entity, content, embedding) VALUES ("source:SubjectArea", {entity_initial}/{entity_lexical}/{entity_graphical}, {entity_embedding}); </pre>
Output: One relational database table ontology_matching. Three vector database tables initial_matching, lexical_matching, and graphical_matching.

Table 4: Matching Agent actions.

Planning: Matching
Input: {entity} = "source:SubjectArea"
Prompt: Please find the equivalent entity to the following entity enclosed by a pair of double quotes: "{entity}". Consider initial matching, lexical matching, and graphical matching. Format the output as JSON enclosed by a pair of curly braces with the following keys: initial_matching, lexical_matching, graphical_matching. Set value as a list if you find multiple matching results in initial matching, lexical matching, or graphical matching. Set a null value if you cannot find any matching results in initial matching, lexical matching, or graphical matching.
Invoke: Metadata Matcher, Initial & Lexical & Graphical Matcher, Matching Summariser, Matching Validator, and Matching Merger.
Tool: Metadata Matcher with Hybrid Database Search
Input: {entity} = "source:SubjectArea", {matching_table} = "initial_matching/lexical_matching/graphical_matching"
Query: Get entity metadata
<pre> SELECT o.source_or_target, o.entity_type, m.content_embedding FROM ontology_matching o, {matching_table} m WHERE o.entity = m.entity AND o.entity = {entity}; </pre>
Output: {source_or_target} = "source", {entity_type} = "Class", {content_embedding} = [...]
Tool: Initial & Lexical & Graphical Matcher with Hybrid Database Search and Similarity Search
Input: {content_embedding} = [...], {matching_table} = "initial_matching/lexical_matching/graphical_matching", {similarity_threshold} = 0.8, {top_k} = 5, {source_or_target} = "source", {entity_type} = "Class"
Query: Search similar entities
<pre> WITH vector_matches AS (SELECT entity, 1 - (content_embedding <=> `{content_embedding}`) AS similarity FROM {matching_table} WHERE 1 - (content_embedding <=> `{content_embedding}`) > {similarity_threshold}) SELECT o.entity, v.similarity as similarity FROM ontology_matching o, vector_matches v WHERE o.entity IN (SELECT entity FROM vector_matches) AND o.entity = v.entity AND o.source_or_target != {source_or_target} AND o.entity_type = {entity_type} ORDER BY similarity DESC LIMIT {top_k}; </pre>
Output: {"initial_matching": ["target:Topic", "target:Tutorial", "target:Person", "target:Paper", "target:Presentation"]}, {"lexical_matching": ["target:Topic", "target:Track", "target:Person", "target:Conference_part", "target:Conference_participant"]}, {"graphical_matching": ["target:Publisher", "target:Review_preference", "target:Abstract", "target:Program_committee", "target:Review_expertise"]} (AI-generated content)
Tool: Matching Summariser
Output: ["target:Topic", "target:Publisher", "target:Person", "target:Tutorial", "target:Track", ...]
Tool: Matching Validator
Input: {entity} = "source:SubjectArea", {context} = "conference", {matching_summary} = [...]
Extract: Each {predicted_entity} from {matching_summary}. Stop when find a "yes" answer.
Prompt: Is {entity} in the context of {context} equivalent to {predicted_entity} in the context of {context}? Consider only the context meaning and not the formatting. Answer yes or no. Give a short explanation.
Output: "Yes, in the context of a conference, Subject Area can be considered equivalent to Topic. Both terms refer to the main theme or focus of discussion, presentation, or research in the conference." (AI-generated content)
Tool: Matching Merger
Output: Merge entities that search from the target ontology and are equivalent to "source:SubjectArea".

Table 5: Finding relevant entities to "source:SubjectArea".

Rank	Initial Matcher	Lexical Matcher	Graphical Matcher
1	target:Topic	target:Topic	target:Publisher
2	target:Tutorial	target:Track	target:Review_preference
3	target:Person	target:Person	target:Abstract
4	target:Paper	target:Conference_part	target:Program_committee
5	target:Presentation	target:Conference_participant	target:Review_expertise

Matching Summariser:

RRF (target:Topic) = 1/1 + 1/1 + 0 = 2.00, RRF (target:Publisher) = 0 + 0 + 1/1 = 1.00

RRF (target:Person) = 1/3 + 1/3 + 0 = 0.67, RRF (target:Tutorial) = 1/3 + 0 + 0 = 0.33

RRF (target:Track) = 0 + 1/3 + 0 = 0.33, ...

Rank = ["target:Topic", "target:Publisher", "target:Person", "target:Tutorial", "target:Track", ...]

F_β presents a harmonic mean value of precision and recall, measuring the overall matching performance. Assuming precision and recall are weighted equally in F_β , F_β is equivalent to the F1 score, defined as:

$$F_1 \text{ Score} = \frac{2}{p^{-1} + r^{-1}} \quad (6)$$

An ontology contains classes, properties, and individuals. In this paper, we consider only classes and properties, and individuals are excluded. Possible logical relations between classes (respectively properties) can be equivalence (\equiv) and subsumption (either \subseteq or \supseteq).

In this study, we only consider the logical relation of equivalence (\equiv) between classes/properties.

5.2 Evaluation of Three OAEI Tracks

In this section, we test our proof-of-concept system with three OAEI tracks containing different types of OM tasks. These include few-shot tasks with a small proportion of trivial correspondences (w.r.t. 5.2.1 Test Case), simple tasks with a large proportion of trivial correspondences (w.r.t. 5.2.2 Test Case 1 and 5.2.3 Test Case 3), complex tasks with a large proportion of non-trivial correspondences (w.r.t. 5.2.2 Test Case 2), with noisy references (w.r.t. 5.2.3 Test Case 1), or requiring domain-specific knowledge (w.r.t. 5.2.3 Test Case 2).

5.2.1 OAEI Conference Track. The OAEI conference track contains a pairwise alignment of 7 small and medium-sized conference-related ontologies with a total of 21 matching tasks [9, 62, 63, 76]. In each alignment, the trial correspondences that can be used to train the models are very limited (commonly less than 10). All conference ontologies in this track use the Type 1 naming convention, where the names of classes and properties have actual meanings. In this study, we use the publicly available reference ra1-M3 as the reference (R), including class and property mappings.

Figure 3 compares Agent-OM with the results of the 15 OM systems in OAEI 2022 and OAEI 2023. Agent-OM (similarity threshold = 0.95 and top@k = 5) achieves above-average performance. Its overall F1 score ranks 3/13 in 2022 and 5/12 in 2023. We note that ra1-M3 is known to be incomplete with valid equivalence mappings missing. Table 6 shows the result of the CMT-Conference alignment produced by Agent-OM with similarity threshold = 0.90. The correspondences in blue are the new ones detected by Agent-OM that are absent from the reference. Some of the apparently false mappings are in fact true mappings that are incorrectly missing from the reference, such as “source:Reviewer” to “target:Reviewer”. We believe that Agent-OM could achieve better performance over a complete reference such as ra2-M3 or rar2-M3. These two are not publicly available at the time of writing.

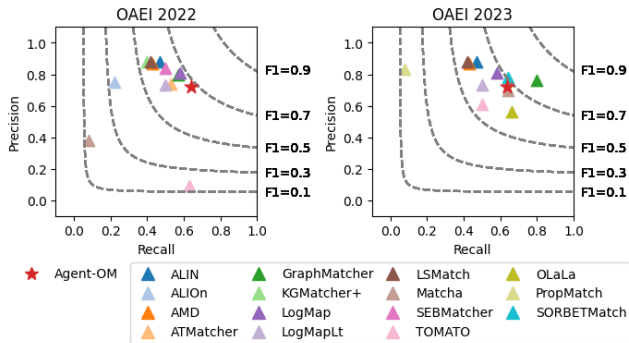


Figure 3: OAEI Conference Track Test Case.

5.2.2 OAEI Anatomy Track. The OAEI anatomy track contains only a reference alignment of human and mouse anatomy, created and evolved from [5, 7, 17]. Both ontologies use the Type 2 naming convention, where the names of classes and properties are biomedical codes. We report the results of our evaluation in two test cases: alignment with trivial correspondences and alignment with non-trivial correspondences.

(1) Test Case 1: The track originally contains a large proportion of trivial correspondences that have the same standardised labels (e.g., “femoral artery” and “Femoral_Artery”). Figure 4 compares Agent-OM with the results of the 12 OM systems in OAEI 2022 and OAEI 2023 for alignment with trivial correspondences. Almost all OM systems achieve relatively high precision and recall when matching with trivial correspondences. Agent-OM (similarity threshold = 0.90 and top@k = 5) achieves above-average performance. Its overall F1 score ranks 3/11 in 2022 and 4/10 in 2023.

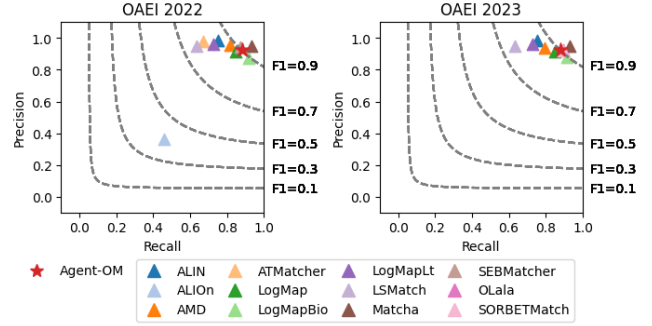


Figure 4: OAEI Anatomy Track Test Case 1.

(2) Test Case 2: We remove these correspondences from both the reference (R) and alignment (A) to focus the matching performance comparison on non-trivial correspondences. Figure 5 compares Agent-OM with the results of the 12 OM systems in OAEI 2022 and OAEI 2023 for alignment with non-trivial correspondences. We observe better performance by Agent-OM. The overall F1 score of Agent-OM (similarity threshold = 0.90 and top@k = 5) is superior to the other 9 traditional OM systems, comparable to two LLM-integrated systems (OLaLa and SORBETMatch), and only behind a deep learning (DL)-based OM system (Matcha). DL systems are expected to perform better with large training sets (i.e. trivial correspondences in this case).

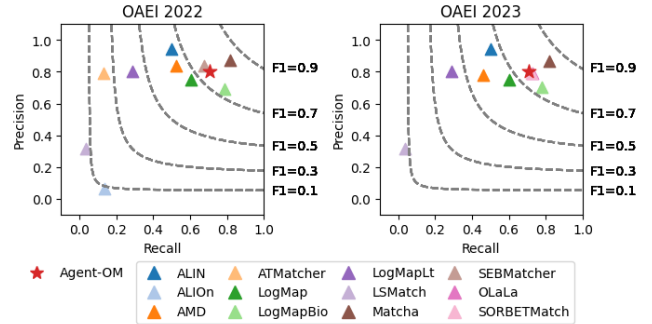


Figure 5: OAEI Anatomy Track Test Case 2.

5.2.3 OAEI MSE Track. The OAEI MSE track provides a reference alignment of ontologies in materials science and engineering [15]. The track contains three test cases aligning MaterialInformation [4], MatOnto [29], and EMMO [64]. MaterialInformation and MatOnto use the Type 1 naming convention, while EMMO uses the Type 2 naming convention.

(1) Test Case 1: This case provides the reference alignment of the small reduced version of MaterialInformation and the medium-sized MatOnto. The challenge of this task arises due to the reference intentionally including several subsumption correspondences, and

Table 6: Result of using Agent-OM in CMT-Conference Alignment.

ra1-M3 Reference		Agent-OM Alignment	
source:Author	target:Regular_author	source:Author	target:Regular_author
source:Co-author	target:Contribution_co-author	source:Co-author	target:Contribution_co-author
source:Conference	target:Conference	source:Conference	target:Conference
source:PaperAbstract	target:Abstract	source:PaperAbstract	target:Abstract
source:Person	target:Person	source:Person	target:Person
source:Preference	target:Review_preference	source:Preference	target:Review_preference
source:ProgramCommittee	target:Program_committee	source:ProgramCommittee	target:Program_committee
source:Review	target:Review	source:Review	target:Review
source:SubjectArea	target:Topic	source:SubjectArea	target:Topic
source:email	target:has_an_email	source:email	target:has_an_email
source:Chairman	target:Chair	source:Acceptance	target:Accepted_contribution
source:Conference	target:Conference_volume	source:Administrator	target:Organizer
source:Document	target:Conference_document	source:AssociatedChair	target:Co-chair
source:assignedByReviewer	target:invited_by	source:ConferenceChair	target:Chair
source:assignExternalReviewerr	target:invites_co-reviewers	source:ConferenceMember	target:Conference_participant
		source:Paper	target:Paper
		source:Rejection	target:Rejected_contribution
		source:Reviewer	target:Reviewer
		source:assignedByReviewer	target:belongs_to_reviewers
		source:hasAuthor	target:has_authors
		source:hasProgramCommitteeMember	target:has_a_program_committee
		source:name	target:has_a_name
		source:siteURL	target:has_a_URL

OM systems may mistakenly map subsumptions into equivalence correlations. Figure 6 compares Agent-OM with the results of the 4 OM systems in OAEI 2022 and OAEI 2023. Agent-OM (similarity threshold = 0.90 and top@k = 5) achieves the best performance. It achieves the highest F1 score in the OAEI 2022 and 2023 results.

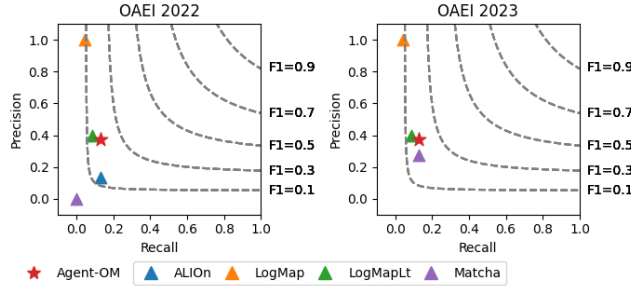


Figure 6: OAEI MSE Track Test Case 1.

(2) Test Case 2: This case provides the reference alignment of the full version of the large MaterialInformation and the medium-sized MatOnto. The challenge of this task is to understand and align the specific terminology, abbreviations, and acronyms used in materials science. For example, “Au” stands for “Gold”, “Ag” stands for “Silver”, and “Cu” stands for “Copper”. Figure 7 compares Agent-OM with the results of the 4 OM systems in OAEI 2022 and OAEI 2023. Agent-OM (similarity threshold = 0.90 and top@k=5) achieves the best performance in precision, recall, and overall F1 score across the OAEI 2022 and 2023 results.

(3) Test Case 3: This case provides the reference alignment of the full version of the large MaterialInformation and medium-sized EMMO. Unlike MatOnto used in Test Case 1 and Test Case 2, EMMO extends the upper ontology called Basic Formal Ontology (BFO). This means that the classes in EMMO are somewhat standardised according to the BFO classes. Figure 8 compares Agent-OM with the results of the 4 OM systems in OAEI 2022 and OAEI 2023. The

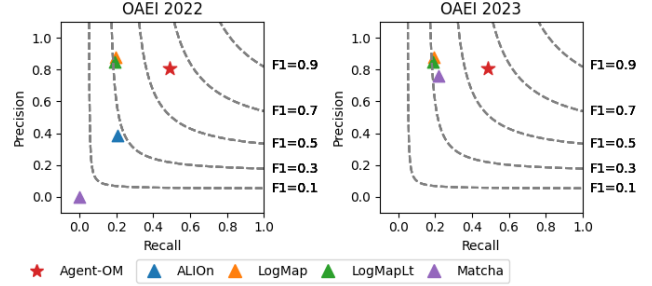


Figure 7: OAEI MSE Track Test Case 2.

matching performance of Agent-OM (similarity threshold = 0.95 and top@k = 5) is the top 1 in the OAEI 2022 results and tied for the first place in the OAEI 2023 results. It is better than LogMap and LogMapLt and is comparable with the DL-based OM system Matcha.

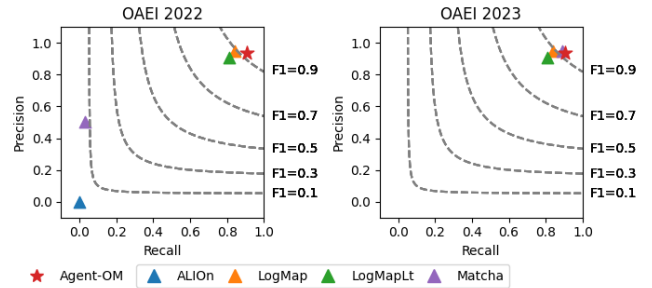


Figure 8: OAEI MSE Track Test Case 3.

5.3 Evaluation of the Architecture

In this section, our objective is to validate some key components of the architecture, which include the hybrid database, the matching validator, and the matching merger.

5.3.1 Hybrid Database. The use of a hybrid database unlocks the potential for search-based OM. We define N_s and N_t as the number of entities extracted from the source ontology (O_s) and the target ontology (O_t). In classical LLM-based OM, the matching is based on binary questions to compare each pair of entities from O_s and O_t based on their relevant information. The number of tokens consumed is $N_s * N_t$ (for retrieval and matching). In search-based OM, we first retrieve entity information from O_s and O_t and store it in a hybrid database. Then, we apply the search function for each entity from source-to-target ($O_s \Rightarrow O_t$) and target-to-source ($O_s \Leftarrow O_t$) and find the top@k candidates with the highest similarity. Finally, we validate the candidates one by one using a binary question and merge the matching results ($O_s \Leftrightarrow O_t$). The number of tokens consumed is $N_s + N_t$ (for retrieval) + 0 (for search) + $k(N_s + N_t)$ (for validation) + 0 (for merge). Search-based OM is cost-effective because the inequality $(k + 1)(N_s + N_t) < N_s * N_t$ always holds in common OM task settings where $N_s, N_t \gg k + 1$. We also apply two approaches to reduce LLM hallucinations (i.e. false positive mappings in search results): validator and merger.

5.3.2 Matching Validator. We employ a validator by asking the LLM to self-check the candidate correspondences. It is helpful in detecting two common types of false positive mappings: (1) non-existent mappings and (2) counter-intuitive mappings. Figure 9 compares precision, recall, and F1 score without validation and with validation in the three OAEI tracks we analysed. The matching results with validation generally achieved an improvement in precision and F1 score, with a slight decrease in recall. This is in line with the findings in CoT with self-consistency (CoT-SC) [71], where the provision of a self-check can reduce LLM hallucinations. Note that our experiment set the similarity threshold $T \in [0.90, 0.95]$, so the improvement in matching performance is not statistically significant, but the matching validator will have a great impact on performance with lower similarity thresholds.

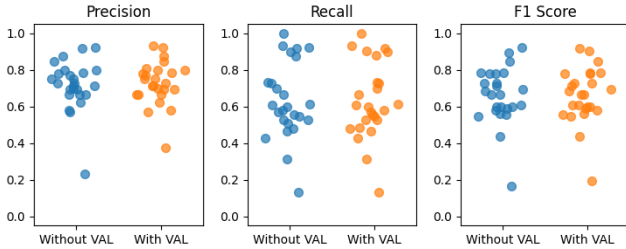


Figure 9: Comparison of without/with validation.

5.3.3 Matching Merger. We apply a merge function $O_s \Leftrightarrow O_t$ combining the results of $O_s \Rightarrow O_t$ and $O_s \Leftarrow O_t$ to improve the matching performance. Figure 10 shows the comparison of precision, recall, and F1 score in $O_s \Rightarrow O_t$, $O_t \Leftarrow O_s$, and $O_s \Leftrightarrow O_t$ in the three OAEI tracks we analysed. The merged matching results generally achieved a significant improvement in precision and F1 score, with a slight decrease in recall. The results are in line with the findings in RAG-Fusion [57], where providing two different paths to perform the same matching task can reduce LLM hallucinations.

5.4 Evaluation of the Hyperparameter Settings

5.4.1 Similarity Threshold. We test the similarity threshold $T \in [0.50, 0.55, 0.60, \dots, 0.90, 0.95, 1.00]$ in the three OAEI tracks we analysed. The optimal similarity threshold appears to be $T \in [0.90, 0.95]$,

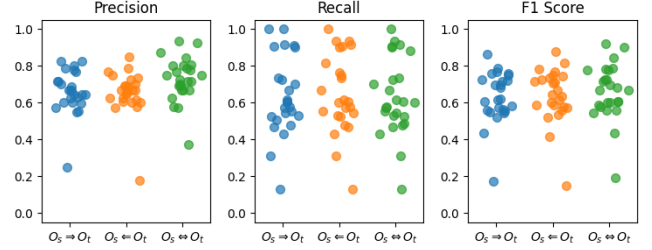


Figure 10: Comparison of $O_s \Rightarrow O_t$, $O_t \Leftarrow O_s$, and $O_s \Leftrightarrow O_t$. balancing the trade-off between precision and recall, thus achieving a higher overall F1 score. If we consider the similarity threshold as the required confidence interval (CI) for candidates for equivalence matching, this setting reflects that a 5%-10% probability of observing values outside the estimation is conventionally acceptable in probabilistic predictions.

5.4.2 Top@k. We also test the top@k values $k \in [1, 2, 3, \dots, 8, 9, 10]$ in the three OAEI tracks we analysed. We observe that $k = 1$ and $k = 2$ do not provide enough candidates for the LLM to select, while appropriate correspondences are rarely found where $k > 5$. We recommend setting $k \in [3, 4, 5]$ to balance the computational complexity and precision of the results.

5.4.3 How to choose Similarity Threshold and Top@k? Ontologies are context-dependent conceptual models that follow different conventions and restrictions to reflect different application-level requirements [60]. The hyperparameter settings should be adjusted for each specific OM task. We observe that higher similarity thresholds and lower top@k values mean strict rules could result in high precision where most of the explicit true mappings can be found, but they may miss some implicit true mappings. On the other hand, lower similarity thresholds and higher top@k values mean loose rules could result in high recall, but the precision may be very low as more false positive mappings are generated during the matching process. This also indicates that the applied matching refinements (validator and merger) would be more powerful in settings with lower similarity thresholds and higher top@k values.

6 DISCUSSION

Google DeepMind classifies AI autonomy into 6 levels [45]. We believe that the potential of LLM is not only as a consultant (Level 2) or collaborator (Level 3) to answer binary classification questions in OM tasks, but it can also be an agent (Level 5) to simulate human behaviour in performing OM tasks, including data preprocessing, data preparation, data analysis, and data validation. Higher autonomy reduces barriers to accessing LLMs in OM tasks.

(1) Agent-based OM is more efficient than LLM-based OM. LLMs are computationally expensive. While LLM-based OM using binary classification questions has repetitive LLM prompting, agent-based OM leverages the vector database to store ontology retrieval results, reducing the financial cost of token consumption.

(2) Agent-based OM is also more effective than LLM-based OM. LLM-based OM is commonly observed to have high recall and low precision. Due to the nature of its large knowledge base, it is possible to discover positive correspondences but also unavoidable false positive mappings. LLMs are zero-shot reasoners [34], but they

Table 7: Sample Matching Tasks Tested via GPT-3.5.

(a) Context Learning
<i>Prompt: Is track equivalent to category? Please answer yes or no. Give a short explanation.</i>
Answer: No. A track is a specific subset or division within a category. Categories are broader groupings that encompass multiple tracks. (AI-generated content)
<i>Prompt: Is track equivalent to category in the context of conference? Please answer yes or no. Give a short explanation.</i>
Answer: Yes. In the context of a conference, a track is equivalent to a category as they both refer to a specific theme or topic that sessions and presentations are organized around. Each track or category typically focuses on a particular subject area within the conference program. (AI-generated content)
(b) Self-Correction
<i>Prompt: We know A is equivalent to B. Is A equivalent to B? Please answer yes or no. Give a short explanation.</i>
Answer: Yes. If A is equivalent to B, then by definition, they have the same value or meaning. Therefore, A is equivalent to B. (AI-generated content)
<i>Prompt: We know paper is equivalent to author. Is paper equivalent to author in the context of conference? Please answer yes or no. Give a short explanation.</i>
Answer: No. In the context of a conference, a paper is not equivalent to an author. A paper is a written document presenting research or findings, while an author is the individual or group of individuals who wrote the paper. The author(s) may present the paper at the conference, but they are not the same entity. (AI-generated content)
(c) Transitive and Subsumption Reasoning
<i>Prompt: We know A is equivalent to B, and B is equivalent to C. Is A equivalent to C? Please answer yes or no. Give a short explanation.</i>
Answer: Yes. If A is equivalent to B and B is equivalent to C, then A must be equivalent to C by the transitive property of equivalence. (AI-generated contents)
<i>Prompt: We know subject area is equivalent to topic, and topic is equivalent to abstract. Is subject area equivalent to abstract in the context of conference? Please answer yes or no. Give a short explanation.</i>
Answer: No. Subject area and abstract are not equivalent in the context of a conference. Subject area refers to the broad category or field of study that a presentation or paper falls under, while an abstract is a brief summary of the content and purpose of the presentation or paper. The abstract provides a snapshot of the main points and findings, while the subject area gives a general idea of the overall theme or focus of the presentation or paper. (AI-generated content)
<i>Prompt: We know A is the subclass of B, and C is the subclass of B. Is A equivalent to C? Please answer yes or no. Give a short explanation.</i>
Answer: No. A and C are not necessarily equivalent just because they are both subclasses of B. A and C could have different properties and behaviors that make them distinct from each other, even though they share a common superclass. (AI-generated content)
<i>Prompt: We know artificial intelligence conference is the subclass of conference, and AI conference is the subclass of conference. Is artificial intelligence conference equivalent to AI conference in the context of conference? Please answer yes or no. Give a short explanation.</i>
Answer: Yes. In the context of conference, both artificial intelligence conference and AI conference refer to conferences specifically focused on artificial intelligence. While the terms may vary slightly in wording, they are essentially equivalent in meaning and represent the same type of event. (AI-generated content)

are also few-shot learners [8]. Their capacity for reasoning depends on the richness of the information provided. With the assistance of autonomous agents for extensive planning, tools, and memory, agent-powered LLM-based OM systems can access more detailed information and therefore feature the following advantages:

- (a) Context Learning: LLMs have a large corpus of background knowledge, in line with the open-world assumption (OWA). Given a context, LLMs could use more precise and accurate background knowledge and therefore perform better in lexical matching.
- (b) Self-Correction: LLMs have a strong capacity for self-correction. Even given a wrong statement, LLMs have good judgment to automatically remove false mappings. For example, graphical matching can cause false mappings because it considers only the data structure and ignores the linguistic meaning of the entity. However, such a small piece of false information does not influence the correct truth that LLMs nevertheless learn.
- (c) Transitive and Subsumption Reasoning: LLMs can reason on transitive and subsumption relationships. They can also understand general and domain-specific scenarios and apply lexical validation when necessary.

Table 7 presents some examples of these unique characteristics. Despite the several success factors of agent-powered LLM-based OM systems, we also observe some limitations and lessons learnt: (1) A matching process could be more complex. Although CoT may simulate how humans plan and perform tasks, it is still an incomplete model of human thought. Human reasoning employs a more complex network of thoughts, as humans tend to try different isolated paths (i.e. ToT, tree-of-thoughts [40, 75]), explore multiple paths (i.e. GoT, graph-of-thoughts [6]), or algorithms (i.e.

AoT, algorithm-of-thoughts [59]), and backtrack, split, or merge to find the optimal solution to the problem. For example, people may use discovered mappings as input to the next iteration.

- (2) Prompt engineering is the key to instructing efficient LLM agents. These prompts are currently hand-crafted. We seek semi-automatic and automatic prompt engineering approaches.
- (3) LLM hallucinations can be mitigated, but cannot be eliminated. The accuracy of the RAG remains an open question. Human-in-the-loop may be a solution [52]. Search optimisation for OM tasks, such as database indexing and cross-validation across databases, is an ongoing research area.

7 CONCLUSION

In this study, we introduce a new LLM-based design paradigm for OM systems. Agent-OM, an agent-powered LLM-based framework, is proposed and implemented with a proof-of-concept system. We compare our systems with state-of-the-art OM systems to perform different types of OM tasks. The system has shown a powerful capability to perform OM tasks at different levels of complexity, leveraging the potential of using LLM agents for OM. We also discuss our observations on the advantages and current limitations of using LLMs and LLM agents for OM tasks.

Our work focuses on pre-trained large foundation models that are impossible to retrain and hard to fine-tune. Our approach yields good results on LLMs for OM tasks without changing the LLM model itself, but by utilising CoT, ICL/RAG, and prompt engineering techniques. It is a simple, lightweight, and natural language-driven approach with high scalability. Agent-OM is all you need.

REFERENCES

- [1] Murugan Anandarajan, Chelsey Hill, and Thomas Nolan. 2019. *Text Preprocessing*. Springer International Publishing, Cham, 45–59. https://doi.org/10.1007/978-3-319-95663-3_4
- [2] Anthropic. [n.d.]. Claude. <https://www.anthropic.com/index/introducing-claude>
- [3] Akari Asai, Zeqiu Wu, Yizhong Wang, Avirup Sil, and Hannaneh Hajishirzi. 2023. Self-RAG: Learning to Retrieve, Generate, and Critique through Self-Reflection. arXiv:2310.11511 [cs.CL]
- [4] Toshihiro Ashino. 2010. Materials ontology: An infrastructure for exchanging materials information and knowledge. *Data Science Journal* 9 (2010), 54–61.
- [5] Elena Beisswanger and Udo Hahn. 2012. Towards valid and reusable reference alignments—ten basic quality checks for ontology alignments and their application to three different reference data sets. In *Journal of biomedical semantics*, Vol. 3. Springer, Berlin, Heidelberg, 1–14. <https://doi.org/10.1186/2041-1480-3-S1-S4>
- [6] Maciej Besta, Nils Blach, Ales Kubicek, Robert Gerstenberger, Michal Podstawski, Lukas Gianinazzi, Joanna Gajda, Tomasz Lehmann, Hubert Niewiadomski, Piotr Nycz, and Torsten Hoefer. 2024. Graph of Thoughts: Solving Elaborate Problems with Large Language Models. arXiv:2308.09687 [cs.CL]
- [7] Olivier Bodenreider, Terry F Hayamizu, Martin Ringwald, Sherri De Coronado, and Songmao Zhang. 2005. Of mice and men: Aligning mouse and human anatomies. In *AMIA Annual Symposium Proceedings*. American Medical Informatics Association, 61–65.
- [8] Tom B. Brown, Benjamin Mann, Nick Ryder, Melanie Subbiah, Jared Kaplan, Prafulla Dhariwal, Arvind Neelakantan, Pranav Shyam, Girish Sastry, Amanda Askell, Sandhini Agarwal, Ariel Herbert-Voss, Gretchen Krueger, Tom Henighan, Rewon Child, Aditya Ramesh, Daniel M. Ziegler, Jeffrey Wu, Clemens Winter, Christopher Hesse, Mark Chen, Eric Sigler, Mateusz Litwin, Scott Gray, Benjamin Chess, Jack Clark, Christopher Berner, Sam McCandlish, Alec Radford, Ilya Sutskever, and Dario Amodei. 2020. Language Models are Few-Shot Learners. arXiv:2005.14165 [cs.CL]
- [9] Michelle Cheatham and Pascal Hitzler. 2014. Conference v2.0: An Uncertain Version of the OAEI Conference Benchmark. In *The Semantic Web – ISWC 2014*. Springer International Publishing, Cham, 33–48. https://doi.org/10.1007/978-3-319-11915-1_3
- [10] Jiaoyan Chen, Ernesto Jiménez-Ruiz, Ian Horrocks, Denvar Antonyrajah, Ali Hadian, and Jaehun Lee. 2021. Augmenting Ontology Alignment by Semantic Embedding and Distant Supervision. In *The Semantic Web*. Springer International Publishing, Cham, 392–408. https://doi.org/10.1007/978-3-030-77385-4_23
- [11] Gordon V. Cormack, Charles L A Clarke, and Stefan Buettcher. 2009. Reciprocal Rank Fusion Outperforms Condorcet and Individual Rank Learning Methods. In *Proceedings of the 32nd International ACM SIGIR Conference on Research and Development in Information Retrieval* (Boston, MA, USA) (SIGIR’09). Association for Computing Machinery, New York, NY, USA, 758–759. <https://doi.org/10.1145/1571941.1572114>
- [12] Anne Cregan, Rolf Schwitter, and Thomas Meyer. 2007. Sydney OWL Syntax-towards a Controlled Natural Language Syntax for OWL 1.1. In *Proceedings of the OWLED 2007 Workshop on OWL: Experiences and Directions, Innsbruck, Austria, June 6-7, 2007 (CEUR Workshop Proceedings)*, Vol. 258. CEUR-WS.org, 1–10.
- [13] Jacob Devlin, Ming-Wei Chang, Kenton Lee, and Kristina Toutanova. 2019. BERT: Pre-training of Deep Bidirectional Transformers for Language Understanding. arXiv:1810.04805 [cs.CL]
- [14] Hong-Hai Do, Sergey Melnik, and Erhard Rahm. 2003. Comparison of Schema Matching Evaluations. In *Web, Web-Services, and Database Systems*. Springer, Berlin, Heidelberg, 221–237. https://doi.org/10.1007/3-540-36560-5_17
- [15] Engy Nasr. [n.d.]. Evaluation of Automatic Ontology Matching for Materials Sciences and Engineering. https://ad-publications.cs.uni-freiburg.de/theses/Master_Engy_Nasr_2020.pdf
- [16] Jérôme Euzenat and Pavel Shvaiko. 2013. *Ontology Matching*. Springer, Berlin, Heidelberg. <https://doi.org/10.1007/978-3-642-38721-0>
- [17] Euzenat, Jérôme and Meilicke, Christian and Stuckenschmidt, Heiner and Shvaiko, Pavel and Trojahn, Cássia. 2011. *Ontology Alignment Evaluation Initiative: Six Years of Experience*. Springer, Berlin, Heidelberg, 158–192. https://doi.org/10.1007/978-3-642-22630-4_6
- [18] Daniel Faria, Catia Pesquita, Emanuel Santos, Isabel F Cruz, and Francisco M Couto. 2014. AgreementMakerLight 2.0: Towards Efficient Large-Scale Ontology Matching. In *ISWC (Posters & Demos)*. Springer International Publishing, Cham, 457–460.
- [19] Daniel Faria, Catia Pesquita, Emanuel Santos, Matteo Palmonari, Isabel F. Cruz, and Francisco M Couto. 2013. The AgreementMakerLight Ontology Matching System. In *On the Move to Meaningful Internet Systems: OTM 2013 Conferences*. Springer, Berlin, Heidelberg, 527–541. https://doi.org/10.1007/978-3-642-41030-7_38
- [20] Jonathan Fürst, Mauricio Fadel Argerich, and Bin Cheng. 2023. VersaMatch: Ontology Matching with Weak Supervision. *Proc. VLDB Endow.* 16, 6 (feb 2023), 1305–1318. <https://doi.org/10.14778/3583140.3583148>
- [21] Hamed Babaei Giglou, Jennifer D’Souza, and Sören Auer. 2023. LLMs4OL: Large Language Models for Ontology Learning. arXiv:2307.16648 [cs.AI]
- [22] Google Cloud. [n.d.]. Vertex AI Embeddings. <https://cloud.google.com/vertex-ai/docs/generative-ai/embeddings/get-text-embeddings>
- [23] Yuan He, Jiaoyan Chen, Denvar Antonyrajah, and Ian Horrocks. 2022. BERTMap: A BERT-based Ontology Alignment System. arXiv:2112.02682 [cs.AI]
- [24] Yuan He, Jiaoyan Chen, Hang Dong, and Ian Horrocks. 2023. Exploring Large Language Models for Ontology Alignment. arXiv:2309.07172 [cs.AI]
- [25] Yuan He, Jiaoyan Chen, Hang Dong, Ian Horrocks, Carlo Allocca, Taehun Kim, and Brahmananda Sapkota. 2023. DeepOnto: A Python Package for Ontology Engineering with Deep Learning. arXiv:2307.03067 [cs.AI]
- [26] Yuan He, Jiaoyan Chen, Ernesto Jimenez-Ruiz, Hang Dong, and Ian Horrocks. 2023. Language Model Analysis for Ontology Subsumption Inference. In *Findings of the Association for Computational Linguistics: ACL 2023*. Association for Computational Linguistics, Toronto, Canada, 3439–3453. <https://doi.org/10.18653/v1/2023.findings-acl.213>
- [27] Sven Hertling and Heiko Paulheim. 2023. OLaLa: Ontology Matching with Large Language Models. arXiv:arXiv:2311.03837 [cs.IR]
- [28] Sven Hertling, Jan Portisch, and Heiko Paulheim. 2019. MELT - Matching Evaluation Toolkit. In *Semantic Systems. The Power of AI and Knowledge Graphs*. Springer International Publishing, Cham, 231–245. https://doi.org/10.1007/978-3-030-33220-4_17
- [29] iNovex IRAD. [n.d.]. MatOnto Project. <https://github.com/inovexcorp/MatOnto-Ontologies>
- [30] Ziwei Ji, Nayeon Lee, Rita Frieske, Tiezheng Yu, Dan Su, Yan Xu, Etsuko Ishii, Ye Jin Bang, Andrea Madotto, and Pascale Fung. 2023. Survey of Hallucination in Natural Language Generation. *ACM Comput. Surv.* 55, 12, Article 248 (mar 2023), 38 pages. <https://doi.org/10.1145/3571730>
- [31] Ernesto Jiménez-Ruiz and Bernardo Cuenca Grau. 2011. LogMap: Logic-Based and Scalable Ontology Matching. In *The Semantic Web – ISWC 2011*. Springer, Berlin, Heidelberg, 273–288. https://doi.org/10.1007/978-3-642-25073-6_18
- [32] Ernesto Jiménez-Ruiz, Bernardo Cuenca Grau, and Yujiao Zhou. 2011. LogMap 2.0: Towards Logic-Based, Scalable and Interactive Ontology Matching. In *Proceedings of the 4th International Workshop on Semantic Web Applications and Tools for the Life Sciences (London, United Kingdom) (SWAT4LS ’11)*. Association for Computing Machinery, New York, NY, USA, 45–46. <https://doi.org/10.1145/2166896.2166911>
- [33] Kaarel Kaljurand. 2007. OWL Verbalizer. <https://github.com/Kaljurand/owl-verbalizer>
- [34] Takeshi Kojima, Shixiang Shane Gu, Machel Reid, Yutaka Matsuo, and Yusuke Iwasawa. 2023. Large Language Models are Zero-Shot Reasoners. arXiv:2205.11916 [cs.CL]
- [35] LangChain. [n.d.]. LangChain. <https://www.langchain.com/>
- [36] Patrick Lewis, Ethan Perez, Aleksandra Piktus, Fabio Petroni, Vladimir Karpukhin, Naman Goyal, Heinrich Küttler, Mike Lewis, Wen tau Yih, Tim Rocktäschel, Sebastian Riedel, and Douwe Kiela. 2021. Retrieval-Augmented Generation for Knowledge-Intensive NLP Tasks. arXiv:2005.11401 [cs.CL]
- [37] Guoxuan Li, Songmao Zhang, Jiayi Wei, and Wenqian Ye. 2021. Combining FCA-Map with representation learning for aligning large biomedical ontologies. In *OM@ISWC*. Springer, Berlin, Heidelberg, 207–208.
- [38] Hongcheng Liu, Yusheng Liao, Yutong Meng, and Yuhao Wang. 2023. LawGPT: Large Language Models for Chinese Law. https://github.com/LiuHC0428/LAW_GPT
- [39] Xiao Liu, Hao Yu, Hanchen Zhang, Yifan Xu, Xuanyu Lei, Hanyu Lai, Yu Gu, Hangliang Ding, Kaiwen Men, Kejuan Yang, Shudan Zhang, Xiang Deng, Aohan Zeng, Zhengxiao Du, Chenhui Zhang, Sheng Shen, Tianjun Zhang, Yu Su, Huan Sun, Minlie Huang, Yuxiao Dong, and Jie Tang. 2023. AgentBench: Evaluating LLMs as Agents. arXiv:2308.03688 [cs.AI]
- [40] Jieyi Long. 2023. Large Language Model Guided Tree-of-Thought. arXiv:2305.08291 [cs.AI]
- [41] Potsawee Manakul, Adian Liusie, and Mark J. F. Gales. 2023. SelfCheckGPT: Zero-Resource Black-Box Hallucination Detection for Generative Large Language Models. arXiv:2303.08896 [cs.CL]
- [42] Microsoft. [n.d.]. Copilot. <https://www.microsoft.com/en-us/copilot>
- [43] Microsoft. [n.d.]. Copilot Studio. <https://www.microsoft.com/en-us/copilot/microsoft-copilot-studio>
- [44] Microsoft Azure. [n.d.]. GPT-RAG. <https://github.com/Azure/GPT-RAG>
- [45] Meredith Ringel Morris, Jascha Sohl-dickstein, Noah Fiedel, Tris Warkentin, Allan Dafoe, Aleksandra Faust, Clement Farabet, and Shane Legg. 2024. Levels of AGI: Operationalizing Progress on the Path to AGI. arXiv:2311.02462 [cs.AI]
- [46] Sanaz Saki Norouzi, Mohammad Saeid Mahdavejad, and Pascal Hitzler. 2023. Conversational Ontology Alignment with ChatGPT. arXiv:2308.09217 [cs.CL]
- [47] OpenAI. [n.d.]. ChatGPT. <https://chat.openai.com/>
- [48] OpenAI. [n.d.]. GPT-3.5. <https://platform.openai.com/docs/models/gpt-3-5-turbo>
- [49] OpenAI. [n.d.]. GPT-4. <https://platform.openai.com/docs/models/gpt-4-and-gpt-4-turbo>
- [50] OpenAI. [n.d.]. GPTs. <https://openai.com/blog/introducing-gpts>
- [51] OpenAI. [n.d.]. OpenAI Embeddings. <https://platform.openai.com/docs/guides/embeddings>

- [52] Long Ouyang, Jeffrey Wu, Xu Jiang, Diogo Almeida, Carroll Wainwright, Pamela Mishkin, Chong Zhang, Sandhini Agarwal, Katarina Slama, Alex Ray, et al. 2022. Training language models to follow instructions with human feedback. *Advances in Neural Information Processing Systems* 35 (2022), 27730–27744.
- [53] Oded Ovadia, Menachem Brief, Moshik Misha'eli, and Oren Elisha. 2023. Fine-Tuning or Retrieval? Comparing Knowledge Injection in LLMs. arXiv:2312.05934 [cs.AI]
- [54] Terry R. Payne and Valentina Tamma. 2014. Negotiating over ontological correspondences with asymmetric and incomplete knowledge. In *Proceedings of the 2014 International Conference on Autonomous Agents and Multi-Agent Systems (Paris, France) (AAMAS '14)*. International Foundation for Autonomous Agents and Multiagent Systems, Richland, SC, 517–524. <https://doi.org/10.5555/2615731.2615816>
- [55] PostgreSQL Global Development Group. [n.d.]. pgvector. <https://github.com/pgvector/pgvector>
- [56] PostgreSQL Global Development Group. [n.d.]. PostgreSQL. <https://www.postgresql.org/>
- [57] Adrian Raudaschl. [n.d.]. RAG-Fusion. <https://github.com/Raudaschl/rag-fusion>
- [58] Nils Reimers and Iryna Gurevych. 2019. Sentence-BERT: Sentence Embeddings using Siamese BERT-Networks. arXiv:1908.10084 [cs.CL]
- [59] Bilgehan Sel, Ahmad Al-Tawaha, Vanshaj Khattar, Ruoxi Jia, and Ming Jin. 2023. Algorithm of Thoughts: Enhancing Exploration of Ideas in Large Language Models. arXiv:2308.10379 [cs.CL]
- [60] Shenghui Wang. [n.d.]. Ontology Matching. <https://www.utwente.nl/en/ces/sal/exams/Linked-Data-and-Semantic-Web/ldsw-lecture6-om-2021-2a.pdf>
- [61] Pavel Shvaiko and Jérôme Euzenat. 2013. Ontology Matching: State of the Art and Future Challenges. *IEEE Transactions on Knowledge and Data Engineering* 25, 1 (2013), 158–176. <https://doi.org/10.1109/TKDE.2011.253>
- [62] Alessandro Solimando, Ernesto Jiménez-Ruiz, and Giovanna Guerrini. 2014. Detecting and Correcting Conservativity Principle Violations in Ontology-to-Ontology Mappings. In *The Semantic Web – ISWC 2014*. Springer International Publishing, Cham, 1–16. https://doi.org/10.1007/978-3-319-11915-1_1
- [63] Alessandro Solimando, Ernesto Jimenez-Ruiz, and Giovanna Guerrini. 2017. Minimizing conservativity violations in ontology alignments: Algorithms and evaluation. *Knowledge and Information Systems* 51 (2017), 775–819. <https://doi.org/10.1007/s10115-016-0983-3>
- [64] The European Materials Modelling Council (EMMC ASBL). [n.d.]. European Materials Modelling Ontology (EMMO). <https://github.com/emmo-repo/EMMO/tree/1.0.0-alpha2>
- [65] Hugo Touvron, Thibaut Lavril, Gautier Izacard, Xavier Martinet, Marie-Anne Lachaux, Timothée Lacroix, Baptiste Rozière, Naman Goyal, Eric Hambro, Faisal Azhar, Aurelien Rodriguez, Armand Joulin, Edouard Grave, and Guillaume Lample. 2023. LLaMA: Open and Efficient Foundation Language Models. arXiv:2302.13971 [cs.CL]
- [66] Alan M. Turing. 2009. *Computing Machinery and Intelligence*. Springer Netherlands, Dordrecht, 23–65. https://doi.org/10.1007/978-1-4020-6710-5_3
- [67] Karthik Valmeekam, Alberto Olmo, Sarath Sreedharan, and Subbarao Kambhampati. 2023. Large Language Models Still Can't Plan (A Benchmark for LLMs on Planning and Reasoning about Change). arXiv:2206.10498 [cs.CL]
- [68] Denny Vrandečić and Markus Krötzsch. 2014. Wikidata: a free collaborative knowledgebase. *Commun. ACM* 57, 10 (2014), 78–85. <https://doi.org/10.1145/2629489>
- [69] Haochun Wang, Chi Liu, Nuwa Xi, Zewen Qiang, Sendong Zhao, Bing Qin, and Ting Liu. 2023. HuaTuo: Tuning LLaMA Model with Chinese Medical Knowledge. arXiv:2304.06975 [cs.CL]
- [70] Lei Wang, Chen Ma, Xueyang Feng, Zeyu Zhang, Hao Yang, Jingsen Zhang, Zhiyuan Chen, Jiakai Tang, Xu Chen, Yankai Lin, Wayne Xin Zhao, Zhewei Wei, and Ji-Rong Wen. 2023. A Survey on Large Language Model based Autonomous Agents. arXiv:2308.11432 [cs.AI]
- [71] Xuezhi Wang, Jason Wei, Dale Schuurmans, Quoc Le, Ed Chi, Sharan Narang, Aakanksha Chowdhery, and Denny Zhou. 2023. Self-Consistency Improves Chain of Thought Reasoning in Language Models. arXiv:2203.11171 [cs.CL]
- [72] Jason Wei, Xuezhi Wang, Dale Schuurmans, Maarten Bosma, Brian Ichter, Fei Xia, Ed Chi, Quoc Le, and Denny Zhou. 2023. Chain-of-Thought Prompting Elicits Reasoning in Large Language Models. arXiv:2201.11903 [cs.CL]
- [73] Lilian Weng. 2023. LLM Powered Autonomous Agents. <https://lilianweng.github.io/posts/2023-06-23-agent/>
- [74] Zhiheng Xi, Wenxiang Chen, Xin Guo, Wei He, Yiwen Ding, Boyang Hong, Ming Zhang, Junzhe Wang, Senjie Jin, Enyu Zhou, Rui Zheng, Xiaoran Fan, Xiao Wang, Limao Xiong, Yuhao Zhou, Weiran Wang, Changhao Jiang, Yicheng Zou, Xiangyang Liu, Zhangyue Yin, Shihan Dou, Rongxiang Weng, Wensen Cheng, Qi Zhang, Wenjuan Qin, Yongyan Zheng, Xipeng Qiu, Xuanjing Huang, and Tao Gui. 2023. The Rise and Potential of Large Language Model Based Agents: A Survey. arXiv:2309.07864 [cs.AI]
- [75] Shunyu Yao, Dian Yu, Jeffrey Zhao, Izhak Shafran, Thomas L. Griffiths, Yuan Cao, and Karthik Narasimhan. 2023. Tree of Thoughts: Deliberate Problem Solving with Large Language Models. arXiv:2305.10601 [cs.CL]
- [76] Ondřej Žamázal and Vojtěch Svátek. 2017. The Ten-Year OntoFarm and its Fertilization within the Onto-Sphere. *Journal of Web Semantics* 43 (2017), 46–53. <https://doi.org/10.1016/j.websem.2017.01.001>
- [77] Bohui Zhang, Valentina Anita Carriero, Katrin Schreiberhuber, Stefani Tsaneva, Lucia Sánchez González, Jongmo Kim, and Jacopo de Berardinis. 2024. OntoChat: a Framework for Conversational Ontology Engineering using Language Models. arXiv:2403.05921 [cs.AI]
- [78] Shiyao Zhang, Yuji Dong, Yichuan Zhang, Terry R Payne, and Jie Zhang. 2024. Large Language Model Assisted Multi-Agent Dialogue for Ontology Alignment. In *The 23rd International Conference on Autonomous Agents and Multi-Agent Systems*.
- [79] Mengyi Zhao, Songmao Zhang, Weizhuo Li, and Guowei Chen. 2018. Matching biomedical ontologies based on formal concept analysis. *Journal of biomedical semantics* 9, 1 (2018), 1–27. <https://doi.org/10.1186/s13326-018-0178-9>
- [80] Mingyu Zong and Bhaskar Krishnamachari. 2022. a survey on GPT-3. arXiv:2212.00857 [cs.CL]