

Agent-OM: Leveraging Large Language Models for Ontology Matching

1st Zhangcheng Qiang

School of Computing
Australian National University
Canberra, Australia
qzc438@gmail.com

2nd Weiqing Wang

Department of Data Science and AI
Monash University
Melbourne, Australia
teresa.wang@monash.edu

3rd Kerry Taylor

School of Computing
Australian National University
Canberra, Australia
kerry.taylor@anu.edu.au

Abstract—Ontology matching (OM) enables semantic interoperability between different ontologies and resolves their conceptual heterogeneity by aligning related entities. OM systems currently have two prevailing design paradigms: conventional knowledge-based expert systems and newer machine learning-based predictive systems. While large language models (LLMs) and LLM-based agents have become revolutionary in data engineering and have been applied creatively in various domains, their potential for OM remains underexplored. This study introduces a novel agent-powered LLM-based design paradigm for OM systems. With thoughtful consideration of several specific challenges to leverage LLMs for OM, we propose a generic framework, namely Agent-OM, consisting of two Siamese agents for retrieval and matching, with a set of simple prompt-based OM tools. Our framework is implemented in a proof-of-concept system. Evaluations of three Ontology Alignment Evaluation Initiative (OAEI) tracks over state-of-the-art OM systems show that our system can achieve very close results to the best long-standing performance on simple OM tasks and significantly improve the performance on complex and few-shot OM tasks.

Index Terms—ontology matching, large language models

I. INTRODUCTION

Large language models (LLMs), such as ChatGPT [1], Llama [2], and Claude [3], are pre-trained with enormous amounts of common knowledge and therefore have powerful generative capabilities. Despite the success of using LLMs in a wide range of applications, leveraging LLMs for downstream tasks still has several challenges. (1) LLMs are pre-trained models that cannot capture the latest information. For example, GPT-3.5 cannot answer the question “Where is the location of ICDE 2024?” because its knowledge was last updated in January 2022. (2) LLM hallucinations are often observed in many domain-specific tasks and hamper their reliability. LLMs often generate unfaithful responses that are syntactically sound but factually incorrect [4]. One reason is that LLMs are generative models for understanding common knowledge, with limited ability to understand the domain-specific context. For example, LLMs cannot understand that the word “track” is implicitly equivalent to the “category” in the conference context and could link to an explicit false mapping of the word “course”. (3) LLMs are good models of linguistic competence, but have shown limited capabilities in non-linguistic tasks, such as planning and routing [5]. LLMs are originally designed for sequential question answering, but most real-world tasks

are designed with complex logic rather than following a straightforward single path.

To overcome the limitations of LLM customisation for downstream tasks, LLM-based autonomous agents have become a prominent research area. In the field of artificial intelligence (AI), the notion of agents was first introduced in the famous Turing Test [6], referring to intelligent AI entities that can display human-like behaviours. Such AI agents have fallen short of human-level capabilities, as they can only act on simple and heuristic policy functions learnt from constrained environments and they lack efficient central control to simulate the human learning process [7]. LLMs, with remarkable success in demonstrating the potential of achieving artificial general intelligence (AGI) with autonomy, reactivity, proactivity, and social ability, have attracted growing research effort aiming to construct AI agents, so-called LLM-based agents [8].

The core concept of LLM-based agents is to employ the LLM as a controller or “brain” rather than as a predictive model only (a.k.a Model as a Service). LLM-based agents extend LLM’s capability with advanced planning, memory, and tools, and allow LLMs to communicate with open-world knowledge [9]. Fig. 1 shows that an LLM-based agent includes LLMs with planning, tools, and memory. (1) Planning decomposes a complex task into simpler subtasks. LLMs can also receive feedback on the planning process and perform reflection and refinement. The most practical technique used for LLM planning is the chain of thought (CoT) [10]. (2) Tools allow LLMs to call external resources for additional information. They are often invoked by LLM actions. (3) Memory provides context to inherent stateless LLMs, including short-term and long-term memory. Short-term memory can be considered as context information obtained from planning and tools via in-context learning (ICL) [11]. Long-term memory often uses database storage with retrieval-augmented generation (RAG) [12] to retain information. Unlike fine-tuning, where models need to be retrained to learn new context data, ICL/RAG instead augments the LLM prompts with new information. ICL/RAG is more scalable for operating real-time and dynamic information with privacy concerns. For LLM customisation, almost 90% of use cases can be achieved by ICL/RAG-based search and retrieval [13].

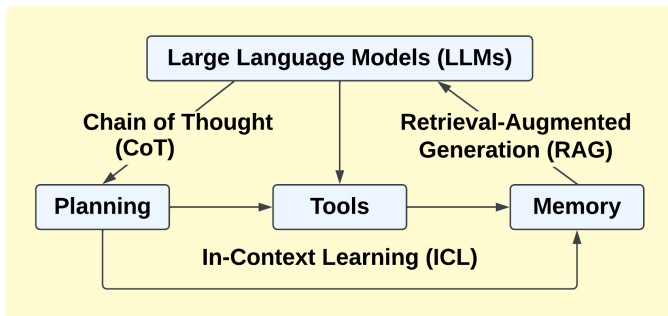


Fig. 1. Components of the LLM-based agent.

Ontology matching (OM) is a classic alignment task, aiming to find possible correspondences between a pair of ontologies [14]. OM systems are developed to automate this matching process. There are two dominant design paradigms for OM systems: traditional knowledge-based OM systems that implement predefined logic and expert knowledge; and more recent machine learning-based OM systems that transform the matching task into machine-enhanced learning and prediction. The former expert systems require intensive expert knowledge, while the latter predictive systems need a large amount of high-quality data to train the model. The prevalence of LLMs and LLM-based agents has driven many successful domain-specific applications. However, in the context of OM, using LLMs and LLM-based agents is currently underexplored. The advantages of our new approach to OM will be presented in the Related Work section.

This paper introduces a novel agent-powered LLM-based design paradigm for OM systems. We propose a generic framework and implement it with a proof-of-concept system. The system extends LLM’s capability beyond general question answering, framing a powerful problem solver for OM tasks. Along with the system, we also develop a set of intuitive prompt-based tools that facilitate information retrieval, entity matching, and memory storage. Our system is compared to state-of-the-art OM systems, achieving considerable matching performance improvements across three Alignment Evaluation Initiative (OAEI) tracks. Specifically, this paper makes the following contributions:

- We introduce a new agent-powered LLM-based design paradigm for OM systems and propose a novel Agent-OM framework. It consists of the following key components:
 - A LLM acts as a central brain to link different modules and instruct their functions via prompt engineering.
 - A pair of planning modules using CoT for OM task decomposition and subtask routing.
 - A set of OM tools that use ICL/RAG to mitigate LLM hallucinations.
 - A shared memory module that uses dialogue and hybrid data storage to support the search and retrieval of entity mappings.
- We implement our proposed Agent-OM framework in a proof-of-concept system. The system deals with several critical optimisations for LLM used for OM, such as LLM token limits and OM task simplification.
- The experimental results of the system show that Agent-

OM achieves very close results to the best long-standing performance on simple OM tasks and significantly improves matching performance on complex and few-shot OM tasks.

The rest of the paper is organised as follows: Section II reviews the related work. We describe the design of our agent-powered LLM-based OM framework in Section III and present the implementation details in Section IV. A running example is illustrated in Section V. Section VI evaluates the system in three OAEI tracks, followed by a discussion in Section VII. Section VIII concludes the paper.

II. RELATED WORK

OM is typically a non-trivial but essential alignment task for data integration, information sharing, and knowledge discovery [15]. While matching is a prerequisite to interoperating applications with heterogeneous competing ontologies, OM systems are designed to partially or fully automate this process. The traditional design paradigm of using knowledge-based OM systems, such as LogMap [16], [17], Agreement-MakerLight (AML) [18], [19], and FCA-Map [20], [21], has been shown to be precise and effective. However, developing such a system is resource-consuming and labour-intensive. It is often difficult to find domain experts to evaluate the system, and any group of experts may not be able to cover all domain concepts that an expert system requires. A recent new paradigm is OM systems based on machine learning (ML), implemented in systems such as BERTMap [22], LogMap-ML [23], VersaMatch [24], and LEAPME [25]. ML-based OM systems employ the concept of training and testing in ML, using ontology entities as features for model training or for fine-tuning and then using the model to predict possible correspondences. Specifically, the leading system BERTMap uses a common language model originating from natural language processing (NLP) (i.e. BERT [26]).

Although ML-based approaches have shown a significant improvement in matching performance, they are not feasible for LLMs. The number of parameters used in LLMs is much larger than those of common language models. This means re-training the entire LLMs is almost impossible, and fine-tuning such a large model requires a significant number of samples. A survey in [27] implies that 1000 is a reasonable number of training samples to fine-tune GPT-3, but a general domain ontology has around only 100-200 entities. Some LLMs are currently only accessible through a web service. Furthermore, training or fine-tuning LLMs with real data risks leaking sensitive information, while using synthetic data, on the other hand, makes it difficult to ensure training quality.

Early preliminary studies using LLMs for OM can be found in [28] and [29]. Both works explore a purely prompt-based approach via ChatGPT. The prompts are structured as a binary question: given an entity from the source ontology and an entity from the target ontology, the LLMs perform a classification task to determine whether these two entities are identical or different. A similar approach is also implemented in OLaLa [30], but its candidate generation and matching have cooperated with the Sentence-BERT [31] and Matching

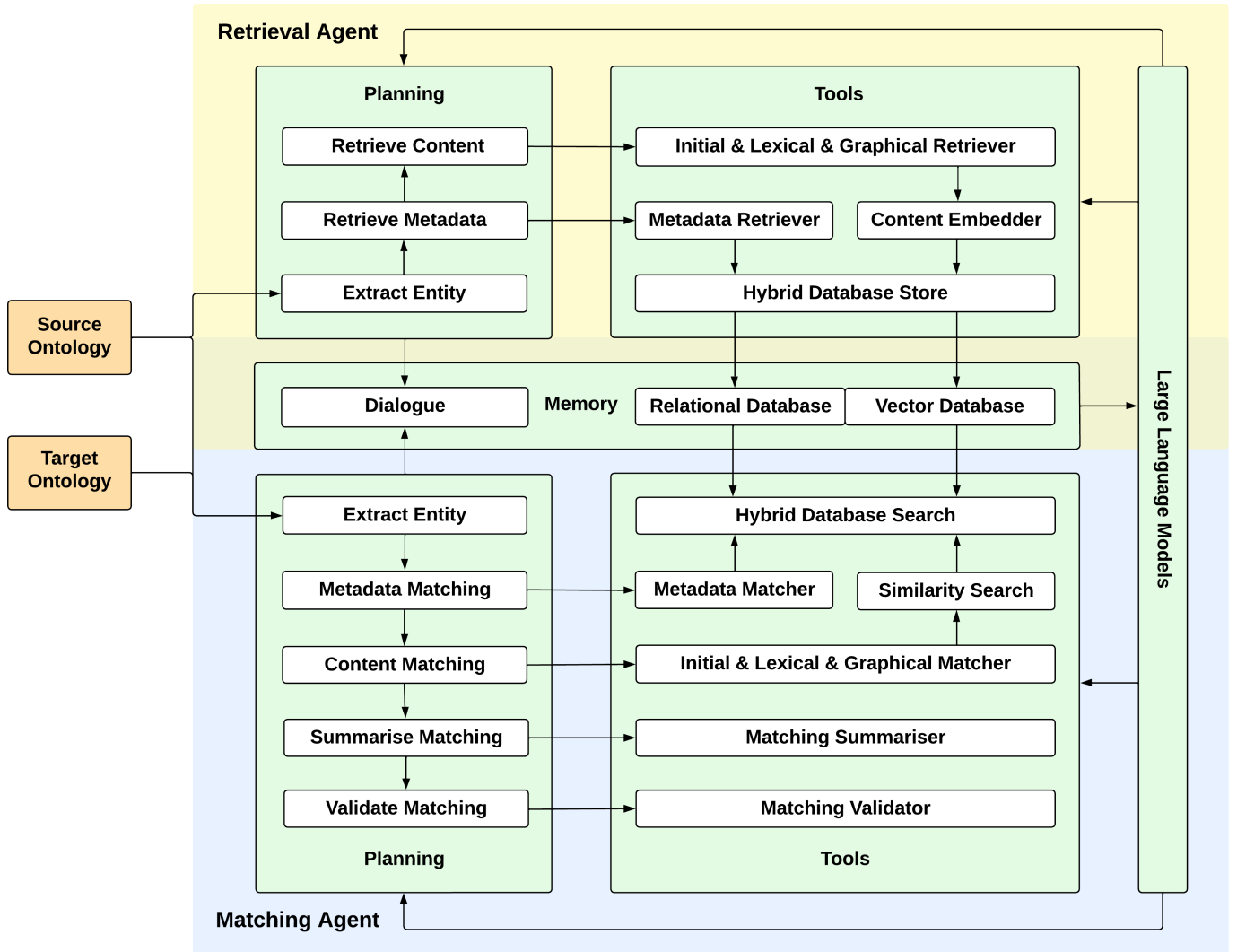


Fig. 2. Architecture of Agent-OM: the agent-powered LLM-based OM framework.

Evaluation Toolkit (MELT) [32]. By doing this, the prompts must contain all related information, including, but not limited to, initial information, lexical information, and graphical information. This causes a lengthy prompt context and may exceed the access token limit. For large-scale OM, it is expensive, less flexible, and less explainable.

Recently, OpenAI released *GPTs* [33]. Employing the concept of LLM-based agents, *GPTs* allows users to build their custom *GPT* online and share their applications in the *GPT Store* [34]. Later, Microsoft launched *Copilot* [35] with *Copilot Studio* [36] to support the building of custom *GPT*-based AI agents for different scenarios. However, to the best of our knowledge, this study is the first attempt to introduce an LLM-based agent for OM, and no such agents designed for OM tasks are currently available.

Our novel framework has the following advantages: (1) We use LLM-based agents with extended planning, tools, and memory to simulate a human-like OM process. The matching result is not a black box and can explain where and when the correspondences are found. (2) Taking advantage of hybrid

database storage, the system is optimised for search and retrieval, avoiding the long prompts and high cost of API tokens. (3) The system is highly generic and can be combined with various OM-related tools and APIs because LLMs can act as the glue to assemble different OM-related tools for customised OM systems.

III. APPROACH

Fig. 2 shows the architecture of our agent-powered LLM-based OM framework called *Agent-OM*. *Agent-OM* consists of two Siamese agents, namely Retrieval Agent and Matching Agent. We call these two AI agents “Siamese” because they have their own planning module and related tools, but share the same memory module and LLMs.

A. Retrieval Agent

The Retrieval Agent is responsible for extracting ontology entities from the source ontology and the target ontology, and eliciting their metadata and content information. It contains a planning module, a set of tools, and a shared memory module.

1) *Planning*: For each entity extracted from the source and target ontologies, the planning module provides two paths. The entity’s metadata is retrieved by the metadata retriever and is directly stored in the relational database through the database store tool. For the entity’s content, the module elicits its initial, lexical, and graphical information through the corresponding retrievers. Unlike the entity’s metadata, the entity’s content is vectorised via an embedding model and then stored in the vector database to enable the similarity search based on relative distance in the embedding space. The intermediate result of each planning step is stored within the dialogue.

2) *Tools*: Tools in the Retrieval Agent include Metadata Retriever, Initial & Lexical & Graphical Retriever, and Hybrid Database Store with Content Embedder.

- **Metadata Retriever**: The metadata retriever collects the metadata of the input entity, including its *category* (i.e. from the *source* ontology or from the *target* ontology) and *type* (i.e. *class* or *property*).
- **Initial Retriever**: The initial retriever is responsible for providing a unified text processing pipeline. A common text processing pipeline consists of tokenisation, normalisation, stop-words removal, and stemming/lemmatisation [37]. According to our prior study, in the context of OM, only tokenisation and normalisation help both matching completeness and correctness. The other two pipeline methods, stop-words removal and stemming/lemmatisation, could cause unexpected false mappings. For this reason, our initial retriever only considers tokenisation and normalisation. We select white space to separate the words so that the outputs are short sentences that are easier for LLMs to understand.
- **Lexical Retriever**: The lexical retriever aims to capture the lexical information of each entity. We consider three key aspects of the entity’s lexical information: the general meaning, the context meaning, and the content meaning. In the context of OM, the general meaning is traditionally generated from Wikidata [38] or similar corpus-based knowledge bases (KBs). As LLMs are trained from these KBs, we use the prompt “What is the meaning of {entity_name}?” to achieve the same function. However, only using the general meaning is not sufficient. Using the context constraint “in the context of {context}” is effective in domain-specific tasks. Popular GPT-based domain applications, such as Law-GPT [39] and Medical-GPT [40], are using similar approaches. Additionally, we also retrieve content information from `rdfs:label` and `rdfs:comment`, where the ontology creators may add comments or explanations. These contents are also useful for understanding the exact meaning of the entity.
- **Graphical Retriever**: The graphical retriever extracts the graphical information from each entity. The entity’s graphical information includes its basic triple-based relations and more complex logic-based axioms. In this paper, we only consider triple-based relations and they are verbalised into a more natural language-like presentation via content embedding. Prompt-based tools are not capable of handling complex logic-based axioms. Such functions can only be achieved with external packages, such as OWL Verbaliser [41], Sydney OWL

Syntax [42], and the DeepOnto [43] verbalisation module [44].

- **Hybrid Database Store with Content Embedder**: We use a hybrid database system, a traditional relational database and an advanced vector database. Entity metadata, such as entity category (i.e. the entity is from the source ontology or the target ontology) and entity type (i.e. the entity is a class, an object property, or a data property), is stored in the traditional relational database. In contrast, comparable content information, such as initial, lexical, and graphical information, is stored in the vector space for advanced similarity search. A unique key links these two databases. To distinguish the same concepts defined by the source ontology and the target ontology, we use the format of *Prefix:Name* for the naming convention. For example, the unique key for “Review” from the source ontology is “source:Review”, while the same concept from the target ontology uses the identical unique key “target:Review”.

B. Matching Agent

The Matching Agent is specified to find possible correspondences, rank the results according to different criteria, and select the most relevant candidate. It contains a planning module, a set of tools, and a shared memory module.

1) *Planning*: Inspired by CoT with self-consistency (CoT-SC) [45] and RAG-Fusion [46], we prepare two different paths to perform the same matching task. The planning module first selects the source ontology or the target ontology as a starting point, extracting the entities from the ontology. Then, different matches perform initial, lexical, or graphical matching functions to find the most relevant mappings to the input entity, using a hybrid search across the relational and vector databases. The predicted mapping is based on a profile measure summarising initial matching, lexical matching, and graphical matching with rigorous validation. The same procedure applies to the second path, and the results of the common candidates are combined. Similarly, the intermediate result of each planning step is stored in the dialogue.

2) *Tools*: The tools in the Matching Agent include Hybrid Database Search, Metadata Matcher, Initial & Lexical & Graphical Matcher with Similarity Search, Matching Summariser and Matching Validator.

- **Hybrid Database Search**: The hybrid database search serves the Metadata Matcher and Initial & Lexical & Graphical Matcher with Similarity Search.
- **Metadata Matcher**: The metadata matcher collects the type and category of the input entity.
- **Initial & Lexical & Graphical Matcher with Similarity Search**: The generation of initial/lexical/graphical matching for the input entity is based on a hybrid database search. Given an input entity, the matchers first perform a joint search to find this related initial/lexical/graphical information in the vector database. A similarity search is performed in the vector database, using cosine similarity, defined as:

$$S_C(\mathbf{A}, \mathbf{B}) = \frac{\mathbf{A} \cdot \mathbf{B}}{\|\mathbf{A}\| \|\mathbf{B}\|} = \frac{\sum_{i=1}^n \mathbf{A}_i \mathbf{B}_i}{\sqrt{\sum_{i=1}^n \mathbf{A}_i^2} \sqrt{\sum_{i=1}^n \mathbf{B}_i^2}} \quad (1)$$

For computational efficiency, we select only the top 5 results where the similarity to the input exceeds 0.8 ($\text{top_k} = 5$, $\text{similarity_threshold} = 0.8$). Finally, we apply an extended search in the relational database to filter the results based on the entity’s metadata.

- **Matching Summariser:** We use reciprocal rank fusion (RRF) [47] to summarise the matching results. Viewing each piece of the entity’s information as a document, the purpose of reciprocal rank is to accumulate the inverse of the rank r of documents d over multiple-ranking results, defined as:

$$RRF(d \in D) = \sum_{r \in R} \frac{1}{k + r(d)} \quad (2)$$

Conventionally, k is set to 0 as we do here. This ensures that the formula most highly rewards highly ranked entities. In our case, we are evaluating each entity that occurs in the top 5 of each of the three rankings (i.e. initial matching, lexical matching, and graphical matching), and combining their results as an overall matching summary.

- **Matching Validator:** Validation is a critical step in minimising LLM hallucinations, as illustrated in SelfCheckGPT [48] and Self-RAG [49]. We also apply this method to the summarised results. We ask the LLM a binary question “Is {entity} equivalent to {predict entity} in the context of {context}?” to check whether the predicted entity is equivalent to the input entity in the provided context. For computational efficiency, we iterate the comparison from rank 1 to n and stop when we find a “yes” answer.

IV. IMPLEMENTATION

A. System components

We implement our design of the framework into a proof-of-concept system. The system components and their implementation details are listed as follows:

- **LLMs:** We select the ChatGPT model GPT-4 [50] for our system. The ontology forms a labelled graph structure, similar to knowledge graphs (KGs). According to AgentBench [51], GPT-4 outperforms other LLMs in KG-related tasks. The model temperature is set to 0 to avoid random results. Alternatives could be Llama [2] or Claude [3], but the default prompt template varies with different LLMs.

- **Planning:** We select the LangChain library [52]. The library provides a wide range of agents offering CoT. We select the conversational agent. It allows short memory for conversation contexts and makes it easy to simulate a classical multilayer OM architecture: initial matching, lexical matching, graphical matching, matching summary, and matching validation.

- **Memory:** including short-term and long-term memory.

- 1) **Short-term memory:** We use a conversational dialogue to store the original intermediate output of each operating process, with no map-reduce applied.

- 2) **Long-term memory:** We select a hybrid database consisting of a traditional relational database and an advanced vector database. PostgreSQL [53] supports a standalone integration of the traditional relational database and the extended vector

database using pgvector [54]. We select OpenAI Embedding [55] for content stored in the vector database. The embedding dimension is 1536. Alternatives are VertexAIEmbeddings [56] or Sentence-BERT [31]. Note that the embedding dimension changes between different embedding models.

- **Tools:** To demonstrate the usability of our framework, we present only intuitive prompt-based tools in this paper, but all of the tools can be replaced with programming-based tools.

B. Ontology Naming Conventions

An ontology entity can be presented in three different formats: *URI#Name*, *Prefix:Name*, and *Name Only*. The naming conventions of the ontology entities also have two types: the name has a natural language meaning, or the name is a URI or code. According to our observations, for entity names with actual meanings (e.g. SubjectArea and Topic), LLMs can understand all types of naming conventions. Often in larger biomedical ontologies each entity name is a unique identifier or code, and the meaningful description of the entity is in its label or comment (e.g. MA_0000270 and NCI_C33736). For this type of naming convention, none of the three formats is interpretable for LLMs. Although the format of *URI#Name* and *Name Only* can produce results, LLMs tend to generate the wrong synthesised label or comment corresponding to the code. We show some sample examples in Table I.

To handle the variety of ontology naming conventions and standardise their usage in LLM-based OM, we use a unified naming convention in this paper. Table II illustrates some examples. For an entity with a unique identifier or code, we use its label or comment instead to bring semantics. For example, we use “eyelid tarsus” and “Tarsal_Plate” instead of “MA_0000270” and “NCI_C33736”. The format of *URI#Name* is deprecated. The format of *Prefix:Name* is only used in the scenario in which the entity needs to differentiate from the source ontology and the target ontology. We standardise the prefixes as “source:” and “target:”. For example, we present “cmt:SubjectArea” and “conference:Topic” by “source:SubjectArea” and “target:Topic” respectively. The format of *Name Only* is commonly used to convey the initial, lexical, and graphical information of the ontology entity.

V. RUNNING EXAMPLE: CMT-CONFERENCE ALIGNMENT

To demonstrate the usability of our framework, we choose the CMT-Conference alignment as a sample alignment. The CMT Ontology is the source ontology, and the Conference Ontology is the target ontology. The running example aims to find the most relevant entity in the target ontology corresponding to the entity “SubjectArea” in the source ontology.

A. Retrieval Agent

Table III illustrates the actions performed by the Retrieval Agent. We use a prompt to invoke the Metadata Retriever, Initial & Lexical & Graphical Retriever, and Hybrid Database Store with Content Embedder in sequential order.

For a given entity “source:SubjectArea”, the output of the Initial Retriever is “subject area”. While “subject area”

TABLE I
 ONTOLOGY NAMING CONVENTIONS TESTED VIA GPT-4 (TYPE 1-NAME HAS AN ACTUAL MEANING, TYPE 2-NAME IS A URI OR CODE)

| Format | Example |
|-----------------------|---|
| Type 1 URI#Name | <i>Prompt: Is http://cmt#SubjectArea equivalent to http://conference#Topic in the context of conference? Consider the meaning only.</i> Answer: Yes, in the context of a conference, http://cmt#SubjectArea can be considered equivalent to http://conference#Topic. Both refer to the specific area or topic of discussion or study within the conference. (AI-generated content) |
| Type 1 Prefix:Name | <i>Prompt: Is cmt:SubjectArea equivalent to conference:Topic in the context of conference? Consider the meaning only.</i> Answer: Yes, in the context of a conference, cmt:SubjectArea can be considered equivalent to conference:Topic. Both refer to the main theme or subject that the conference or a particular session within the conference is focused on. (AI-generated content) <i>Prompt: cmt: is the prefix of the CMT ontology and conference: is the prefix of the Conference ontology. Is cmt:SubjectArea equivalent to conference:Topic in the context of conference? Consider the meaning only.</i> Answer: Yes, cmt:SubjectArea is equivalent to conference:Topic in the context of a conference. Both refer to the specific area or topic of discussion or study within the conference. (AI-generated content) |
| Type 1 Name Only | <i>Prompt: Is SubjectArea equivalent to Topic in the context of conference? Consider the meaning only.</i> Answer: Yes, in the context of a conference, "Subject Area" and "Topic" can be considered equivalent. Both refer to the specific area of interest or field of study that the conference is focused on. (AI-generated content) |
| Type 2 URI#Name | <i>Prompt: Is http://mouse.owl#MA_0000270 equivalent to http://human.owl#NCI_C33736 in the context of anatomy? Consider the meaning only.</i> Answer: As an AI, I don't have the ability to browse the internet or access specific URLs. However, I can tell you that in general, if two URLs from different ontologies (like mouse.owl and human.owl) are considered equivalent in the context of anatomy, it means they refer to the same anatomical concept or entity. For example, they might both refer to the same organ, tissue type, or anatomical structure. To confirm whether these two specific URLs are equivalent, you would need to check the definitions provided in the respective ontologies. (AI-generated content) |
| Type 2 Prefix:Name | <i>Prompt: Is mouse:MA_0000270 equivalent to human:NCI_C33736 in the context of anatomy? Consider the meaning only.</i> Answer: Yes, mouse:MA_0000270, which refers to the anatomical structure "spleen" in mice, is equivalent to human:NCI_C33736, which also refers to the "spleen" in humans, in the context of anatomy. (AI-generated content) <i>Prompt: mouse: is the prefix of the Mouse ontology and human: is the prefix of the Human ontology. Is mouse:MA_0000270 equivalent to human:NCI_C33736 in the context of anatomy? Consider the meaning only.</i> Answer: Yes, mouse:MA_0000270 refers to "heart" in the Mouse anatomy ontology and human:NCI_C33736 also refers to "heart" in the Human anatomy ontology. So, they are equivalent in the context of anatomy considering the meaning only. (AI-generated content) |
| Type 2 Name Only | <i>Prompt: Is MA_0000270 equivalent to NCI_C33736 in the context of anatomy? Consider the meaning only.</i> Answer: Yes, MA_0000270, which stands for "heart" in the Mouse Adult Gross Anatomy ontology, is equivalent to NCI_C33736, which stands for "heart" in the National Cancer Institute Thesaurus. Both terms refer to the same organ in the context of anatomy.) |

TABLE II
 NAMING CONVENTIONS USED IN AGENT-OM.

| URI#Name | Deprecated |
|-----------------------------|----------------------|
| http://cmt#SubjectArea | N/A |
| http://conference#Topic | N/A |
| http://mouse.owl#MA_0000270 | N/A |
| http://human.owl#NCI_C33736 | N/A |
| Prefix:Name | Modified |
| cmt:SubjectArea | source:SubjectArea |
| conference:Topic | target:Topic |
| mouse:MA_0000270 | source:eyelid tarsus |
| human:NCI_C33736 | target:Tarsal_Plate |
| Name Only | Modified |
| SubjectArea | SubjectArea |
| Topic | Topic |
| MA_0000270 | eyelid tarsus |
| NCI_C33736 | Tarsal_Plate |

may refer to a specific field of study, a particular theme, a topic, or a subject matter in various contexts, the agent further invokes the Lexical Retriever to generate a detailed description: "In the context of conference, SubjectArea refers to ..." The graphical retriever generates related triple relations, such as "hasSubjectArea rdfs:range SubjectArea". These triples are verbalised in a more natural language-like presentation: "The range of hasSubjectArea is SubjectArea".

Now, each entity has its own initial, lexical, and graphical information. A heuristic approach to deciding if two entities are the same is to generate a binary question for every pair

of entities as a prompt to the LLM: "Is source:SubjectArea equivalent to target:Topic? Consider the following information: The initial information of source:SubjectArea is ... The lexical information of source:SubjectArea is ... The graphical information of source:SubjectArea is ... The initial information of target:Topic is ... The lexical information of target:Topic is ... The graphical information of target:Topic is ...". This approach has two limitations. (1) LLMs have token limits that restrict the number of tokens processed for each interaction. Combining all the retrieved information may exceed token limits. (2) The binary comparison is costly. The complexity of comparing two ontologies is the Cartesian product of the number of entities in the source ontology and the target ontology.

We bypass these limitations by (1) using an open question instead: "Match the following entity: source:SubjectArea. Consider metadata matching, initial matching, lexical matching, and graphical matching. Summarise and validate the matching results." (more information can be seen in the next section) and (2) storing the useful information in a searchable database. Fig. 3 shows the useful information stored in the database that contains metadata and content information of entities stored in the relational database and the vector database, respectively. On one hand, the entity's metadata is needed to find an exact match. In other words, the matched entity needs to have the same metadata as the target entity. For example, source:subjectArea is a class in the source ontology, so the matched entity should be a class in the target ontology. On

TABLE III
RETRIEVAL AGENT ACTIONS.

| |
|--|
| <p>Planning: Retrieving</p> <p>Input: {entity} = "source:SubjectArea"</p> <p>Extract: {entity_name} = "SubjectArea" based on {entity}.</p> <p>Prompt: Retrieve the information of the following entity: {entity_name}.</p> <p>Consider metadata information, initial information, lexical information, and graphical information.</p> <p>Store the information in the database.</p> <p>Invoke: Metadata Retriever, Initial & Lexical & Graphical Retriever, and Hybrid Database Store with Content Embedder.</p> |
| <p>Tool: Metadata Retriever</p> <p>Input: {entity} = "source:SubjectArea"</p> <p>Extract: {source_or_target} = "Source", {entity_type} = "Class"</p> |
| <p>Tool: Initial Retriever</p> <p>Input: {entity} = "source:SubjectArea"</p> <p>Extract: {entity_name} = "SubjectArea" based on {entity}.</p> <p>Prompt: Normalise the following entity: {entity_name}.</p> <p>Use lowercase and split the words using white space.</p> <p>entity_initial: only return the normalised entity.</p> <p>Format the output as JSON with the following keys: entity_initial.</p> <p>Output: {"entity_initial": "subject area"} (AI-generated content)</p> |
| <p>Tool: Lexical Retriever</p> <p>Input: {entity} = "source:SubjectArea", {context} = "conference"</p> <p>Extract: {entity_name} = "SubjectArea" based on {entity}.</p> <p>{entity_info} based on {entity_name} related rdf:label and rdf:comment.</p> <p>Prompt: {entity_name} is {entity_info}. In the context of {context}, what is the meaning of {entity_name}?</p> <p>Format the output as JSON with the following keys: entity_lexical.</p> <p>Output: {"entity_lexical": "In the context of conference, Subject Area refers to the specific field or topic that the conference is focused on. This could be anything from artificial intelligence, climate change, healthcare, education, etc. It helps potential attendees, speakers, and sponsors understand the relevance and focus of the conference."} (AI-generated content)</p> |
| <p>Tool: Graphical Retriever</p> <p>Input: {entity} = "source:SubjectArea"</p> <p>Extract: {entity_name} = "SubjectArea" based on {entity}. {entity_triples} related to {entity}.</p> <p>Prompt: Verbalise the following triples: {entity_triples}</p> <p>entity_graphical: only return the verbalised sentence.</p> <p>Format the output as JSON with the following keys: entity_graphical.</p> <p>Output: {"entity_graphical": "The range of hasSubjectArea is SubjectArea."} (AI-generated content)</p> |
| <p>Tool: Hybrid Database Store with Content Embedder</p> <p>Input: {entity} = "source:SubjectArea", {source_or_target} = "Source", {entity_type} = "Class"</p> <p>Query: Create a relational database and store entity's metadata</p> <pre> DROP TABLE IF EXISTS ontology_matching CASCADE; CREATE TABLE ontology_matching (entity TEXT PRIMARY KEY, source_or_target TEXT, entity_type TEXT); INSERT INTO ontology_matching (entity, source_or_target, entity_type) VALUES ("source:SubjectArea", "Source", "Class"); </pre> <p>Input: {entity_initial} = "subject area", {entity_lexical} = "In the context of conference, SubjectArea refers to ...", {entity_graphical} = "The range of hasSubjectArea is SubjectArea ...", {matching_table} = "initial_matching/lexical_matching/graphical_matching"</p> <p>Extract: {entity_embedding} based on {entity_initial}/{entity_lexical}/{entity_graphical}.</p> <p>Query: Create a vector database and store entity's initial, lexical, and graphical information</p> <pre> CREATE EXTENSION IF NOT EXISTS vector; DROP TABLE IF EXISTS {matching_table}; CREATE TABLE {matching_table} (entity TEXT NOT NULL REFERENCES, ontology_matching(entity), content TEXT, embedding vector(1536)); INSERT INTO {matching_table} (entity, content, embedding) VALUES ("source:SubjectArea", {entity_initial}/{entity_lexical}/{entity_graphical}, {entity_embedding}); </pre> <p>Output: The relational database table ontology_matching, and the vector database tables initial_matching/lexical_matching/graphical_matching.</p> |

TABLE IV
MATCHING AGENT ACTIONS.

| |
|---|
| <p>Planning: Matching</p> <p>Input: {entity} = "source:SubjectArea"</p> <p>Prompt: Match the following entity: {entity}. Consider metadata matching, initial matching, lexical matching, and graphical matching. Summarise and validate the matching results.</p> <p>Invoke: Metadata Matcher, Initial & Lexical & Graphical Matcher with Hybrid Database Search, Matching Summariser, and Matching Validator.</p> |
| <p>Tool: Metadata Matcher with Hybrid Database Search</p> <p>Input: {entity} = "source:SubjectArea", {matching_table} = "initial_matching/lexical_matching/graphical_matching"</p> <p>Query: Get entity metadata</p> <pre> SELECT o.source_or_target, o.entity_type, m.content_embedding FROM ontology_matching o, {matching_table} m WHERE o.entity = m.entity AND o.entity = {entity}; </pre> <p>Output: {source_or_target} = "source", {entity_type} = "Class", {content_embedding} = [...]</p> |
| <p>Tool: Initial & Lexical & Graphical Matcher with Hybrid Database Search and Similarity Search</p> <p>Input: {content_embedding} = [...], {matching_table} = "initial_matching/lexical_matching/graphical_matching", {similarity_threshold} = 0.8, {top_k} = 5, {source_or_target} = "source", {entity_type} = "Class"</p> <p>Query: Search similar entities</p> <pre> WITH vector_matches AS (SELECT entity, 1 - (content_embedding <=> '{content_embedding}') AS similarity FROM {matching_table} WHERE 1 - (content_embedding <=> '{content_embedding}') > {similarity_threshold}) SELECT o.entity, v.similarity as similarity FROM ontology_matching o, vector_matches v WHERE o.entity IN (SELECT entity FROM vector_matches) AND o.entity = v.entity AND o.source_or_target != {source_or_target} AND o.entity_type = {entity_type} ORDER BY similarity DESC LIMIT {top_k}; </pre> <p>Output: {"initial_matching": [{"target:Topic", "target:Tutorial", "target:Person", "target:Paper", "target:Presentation"}], {"lexical_matching": [{"target:Topic", "target:Track", "target:Person", "target:Conference_part", "target:Conference_participant"}], {"graphical_matching": [{"target:Publisher", "target:Review_preference", "target:Abstract", "target:Program_committee", "target:Review_expertise"}]} (AI-generated content)</p> |
| <p>Tool: Matching Summariser</p> <p>Prompt: Summarise the results and rank them with reciprocal rank fusion Format the output as JSON with the following keys: matching_summary.</p> <p>Output: {"matching_summary": [{"target:Topic", "target:Publisher", "target:Person", "target:Tutorial", "target:Track", ...}]} (AI-generated content)</p> |
| <p>Tool: Matching Validator</p> <p>Input: {entity} = "source:SubjectArea", {context} = "conference", {matching_summary} = [...]</p> <p>Extract: Each {predict_entity} from {matching_summary}. Stop when find a "yes" answer.</p> <p>Prompt: Is {entity} equivalent to {predict_entity} in the context of {context}? Consider the meaning only.</p> <p>Output: "Yes, in the context of a conference, Subject Area can be considered equivalent to Topic. Both terms refer to the main theme or focus of discussion, presentation, or research in the conference." (AI-generated content)</p> |

TABLE V
FINDING RELEVANT ENTITIES TO "SOURCE:SUBJECTAREA".

| Rank | Initial Matcher | Lexical Matcher | Graphical Matcher |
|------|---------------------|-------------------------------|--------------------------|
| 1 | target:Topic | target:Topic | target:Publisher |
| 2 | target:Tutorial | target:Track | target:Review_preference |
| 3 | target:Person | target:Person | target:Abstract |
| 4 | target:Paper | target:Conference_part | target:Program_committee |
| 5 | target:Presentation | target:Conference_participant | target:Review_expertise |

Matching Summariser:

RRF (target:Topic) = 1/1 + 1/1 + 0 = 2.00, RRF (target:Publisher) = 0 + 0 + 1/1 = 1.00

RRF (target:Person) = 1/3 + 1/3 + 0 = 0.67, RRF (target:Tutorial) = 1/3 + 0 + 0 = 0.33

RRF (target:Track) = 0 + 1/3 + 0 = 0.33, ...

Rank = [{"target:Topic", "target:Publisher", "target:Person", "target:Tutorial", "target:Track", ...}]

the other hand, content information including entity's initial, lexical, and graphical information is used for a similarity-based match because they are usually retrieved as natural language, which can be more ambiguous than metadata. Similarity between natural languages is commonly based on embeddings, and the vector database allows fast similarity searches by comparing the relative distances of their vector embeddings.

B. Matching Agent

Table IV demonstrates the actions performed by the Matching Agent. We use a prompt to invoke the Metadata Matcher with Hybrid Database Search, Initial & Lexical & Graphical

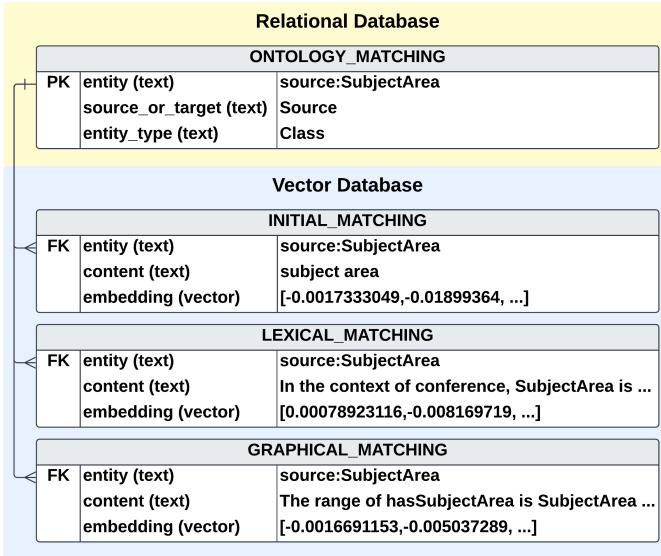


Fig. 3. Storing data related to “source:SubjectArea” in the hybrid database. Matcher with Hybrid Database Search and Similarity Search, Matching Summariser, and Matching Validator in sequential order.

For a given entity “source:SubjectArea”, the most relevant entity found by the matchers is listed in Table V. These intermediate results are stored in short memory and combined using the RRF function. The result of the Matching Summariser is a list of predicted mappings. The last step is to validate the predicted mappings. The Matching Validator asks a binary question to compare whether the given entity is the same or different to the predicted relevant entity in ascending order. Because the agent receives a “yes” answer for the first iteration of the entity “target:Topic”, the Matching Agent outputs “target:Topic” as the most relevant entity found in the target ontology.

VI. EVALUATION

A. Evaluation Criteria

In information retrieval, a common assessment for matching tasks is based on comparing predicted results with expected output. Precision and recall are used to measure the correctness and completeness of the matching, respectively. When adapting these measures to OM, the predicted results generated by the system are denoted Alignment (A), and the expected results provided by the domain experts are denoted Reference (R) [57]. Therefore, Precision (P) and Recall (R) for OM tasks are defined as:

$$P = \frac{|A \cap R|}{|A|} \quad R = \frac{|A \cap R|}{|R|} \quad (3)$$

F_β presents a harmonic mean value of precision and recall, measuring the overall matching performance. Assuming precision and recall are weighted equally in F_β , F_β is equivalent to the F1 score (F1), defined as:

$$F_1 = \frac{2}{P^{-1} + R^{-1}} \quad (4)$$

An ontology contains classes, properties, and individuals. In this paper, we only consider classes and properties, and individuals are excluded. Possible logical relations between classes/properties can be equivalence (\equiv), subclass/subproperty (\subseteq), and superclass/superproperty (\supseteq). In this study, we only consider the logical relation of equivalence (\equiv) between classes/properties.

B. OAEI Conference Track

The OAEI conference track contains a collection of reference alignments of ontologies related to organising conferences [58]–[61]. All conference ontologies on this track use the Type 1 naming convention, where the names of classes and properties have actual meanings. The track has been extended to two test cases since 2022. Test Case 1 is a pairwise alignment of 7 small and medium-sized domain ontologies with a total of 21 matching tasks. Test Case 2 is a new alignment between the large common ontology DBpedia [62] and 3 selected conference domain ontologies. This track had 12 participants in 2022. In this study, we use the publicly available reference ra1-M3 as the reference (R), including class and property mappings.

1) *Test Case 1*: Fig. 4 compares Agent-OM with the other 12 OM systems in the pairwise alignment of the conference domain ontologies. Agent-OM achieves top 1 in recall, but the precision is relatively low.

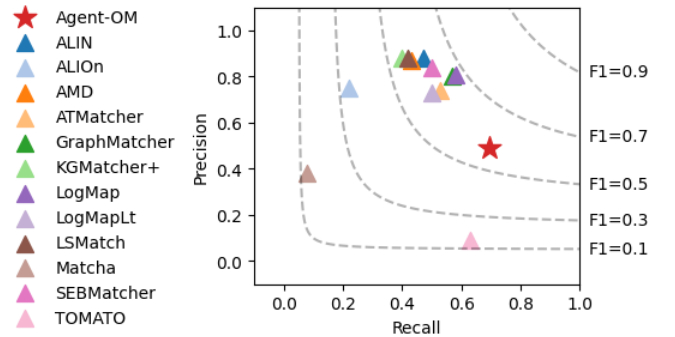


Fig. 4. Conference Test Case 1: Precision-Recall plot with iso-F1 curves.

2) *Test Case 2*: In this case, only 6 out of the 12 systems are able to produce any mapping results. Fig. 5 compares Agent-OM with the 6 successful systems on alignment between DBpedia and 3 conference domain ontologies. Agent-OM achieves top 1 in recall and demonstrates overall performance by F1 score that is close to LogMapLt.

Note that ra1-M3 is known to be incomplete with valid equivalence mappings missing. Table VI shows the result of the CMT-Conference alignment produced by Agent-OM. The correspondences in blue are the new ones detected by Agent-OM that do not exist in the reference. Some of the apparently false mappings are in fact true mappings that are missing in the reference. For example, “source:Reviewer” to “target:Reviewer” and “source:Paper” to “target:Paper”. We believe that Agent-OM could achieve better precision over a

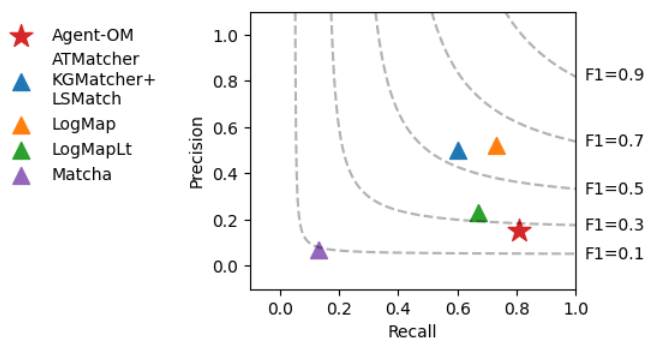


Fig. 5. Conference Test Case 2: Precision-Recall plot with iso-F1 curves. complete reference like ra2-M3 or rar2-M3. These two are not publicly available at the time of writing.

C. OAEI Anatomy Track

The OAEI anatomy track contains only one test case to describe the alignment of human and mouse anatomy, created and evolved from [63]–[65]. Both ontologies use the Type 2 naming convention, where the names of classes and properties are biomedical codes. This track had 10 participants in 2022. We report the results of our evaluation in two parts: alignment with trivial correspondences and alignment with non-trivial correspondences.

1) *Test Case 1*: Fig. 6 compares Agent-OM with the other 10 OM systems for the alignment with trivial correspondences. The track was established in 2007 and has matured over the years. For matching with trivial correspondences, almost all OM systems achieve relatively high performance. Agent-OM achieves above-average performance, ranking 7 in precision, 4 in recall, and 3 in the F1 score.

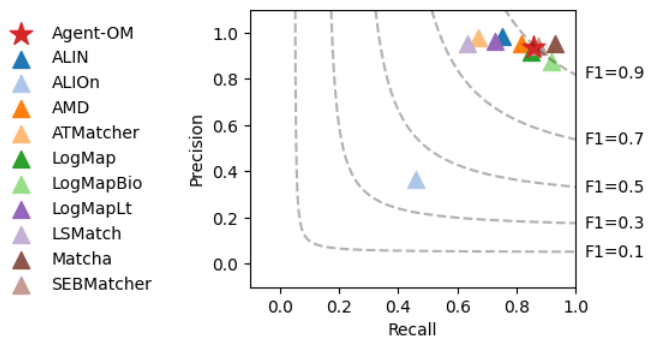


Fig. 6. Anatomy Test Case 1: Precision-Recall plot with iso-F1 curves.

2) *Test Case 2*: The anatomy track contains a large proportion of trivial correspondences that have the same normalised labels. For example, “femoral artery” and “Femoral_Artery”. We remove these correspondences from both the reference (R) and alignment (A). Fig. 7 compares Agent-OM with the other 10 OM systems for alignment of non-trivial correspondences. For matching non-trivial correspondences, Agent-OM performs better. It ranks 5 in precision and 3 in recall. Regarding the overall F1 score, Agent-OM is superior to the other 9 OM systems and only behind Matcha.

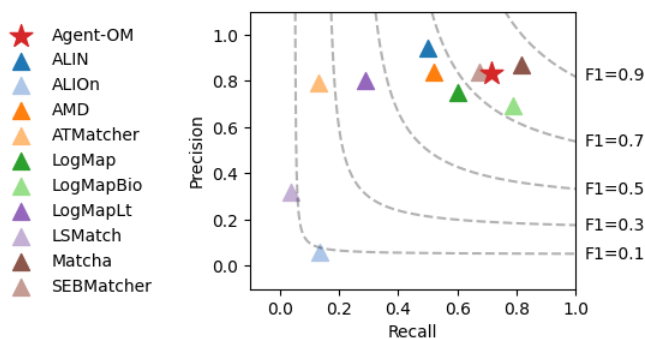


Fig. 7. Anatomy Test Case 2: Precision-Recall plot with iso-F1 curves.

D. OAEI MSE Track

The OAEI MSE track provides the reference alignment of ontologies related to material science and engineering [66]. The track contains three test cases aligning MaterialInformation [67], MatOnto [68], and European Materials Modelling Ontology (EMMO) [69]. MaterialInformation and MatOnto use the Type 1 naming convention, while EMMO uses the Type 2 naming convention. This track has 4 participants in 2022. We report the results of our evaluation for three different test cases.

1) *Test Case 1*: Fig. 8 compares Agent-OM with the other 4 OM systems to align the small (since reduced) MaterialInformation and the medium-sized MatOnto. The matching performance of all OM systems is relatively low because the reference intentionally involves several subsumption correspondences. None of the OM systems could find correspondences other than equivalence, and some systems even mistakenly map subsumptions into equivalence correlations. For this task, Agent-OM achieves the best performance. It ranks 2 in precision and recall and top 1 in the F1 score.

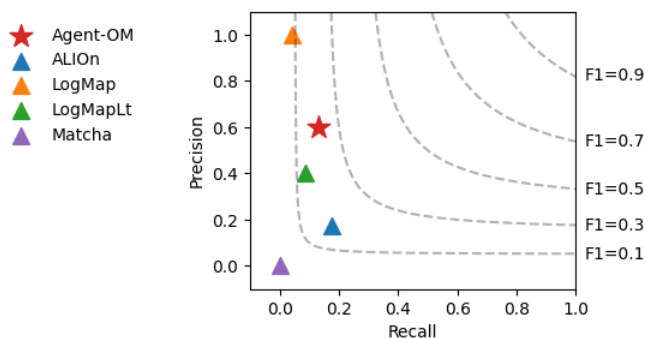


Fig. 8. MSE Test Case 1: Precision-Recall plot with iso-F1 curves.

2) *Test Case 2*: Fig. 9 compares Agent-OM with the other 4 OM systems to align the full version of the large MaterialInformation and the medium-sized MatOnto. The challenge of this task is to understand and align the specific terminology, abbreviations, and acronyms used in material science. For example, “Au” stands for “Gold”, “Ag” stands for “Silver”, and “Cu” stands for “Curium”. Agent-OM achieves the top 1 in precision, recall, and overall F1 score.

TABLE VI
RESULT OF USING AGENT-OM IN CMT-CONFERENCE ALIGNMENT.

| ra1-M3 Reference | | Agent-OM Alignment | |
|-------------------------------|-------------------------------|----------------------------|-------------------------------------|
| source:Person | target:Person | source:Person | target:Person |
| source:Review | target:Review | source:Review | target:Review |
| source:Conference | target:Conference | source:Conference | target:Conference |
| source:ProgramCommittee | target:Program_committee | source:ProgramCommittee | target:Program_committee |
| source:Chairman | target:Chair | source:Chairman | target:Chair |
| source:SubjectArea | target:Topic | source:SubjectArea | target:Topic |
| source:Author | target:Regular_author | source:Author | target:Regular_author |
| source:Co-author | target:Contribution_co-author | source:Co-author | target:Contribution_co-author |
| source:Conference | target:Conference_volume | source:Reviewer | target:Reviewer |
| source:Preference | target:Review_preference | source:Paper | target:Paper |
| source:Document | target:Conference_document | source:ConferenceMember | target:Conference_participant |
| source:PaperAbstract | target:Abstract | source:PaperAbstract | target:Extended_abstract |
| source:email | target:has_an_email | source:Acceptance | target:Accepted_contribution |
| source:assignedByReviewer | target:invited_by | source:Rejection | target:Rejected_contribution |
| source:assignExternalReviewer | target:invites_co-reviewers | source:hasAuthor | target:has_authors |
| | | source:writeReview | target:reviews |
| | | source:hasConferenceMember | target:has_members |
| | | source:memberOfConference | target:was_a_member_of |
| | | source:submitPaper | target:has_a_submitted_contribution |
| | | source:name | target:has_a_name |
| | | source:siteURL | target:has_a_URL |

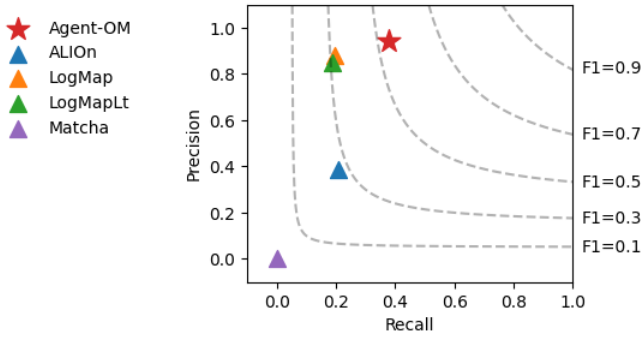


Fig. 9. MSE Test Case 2: Precision-Recall plot with iso-F1 curves.

3) *Test Case 3*: Fig. 10 compares Agent-OM with the other 4 OM systems to align the full version of large MaterialInformation and medium-sized EMMO. Unlike MatOnto used in Test Case 1 and 2, EMMO adapts the Basic Formal Ontology (BFO). This means that the classes in EMMO are kind of normalised according to the BFO classes. Agent-OM achieves the third ranking in precision, recall, and overall F1 score. The matching performance is only slightly lower than that of LogMap and LogMapLt.

VII. DISCUSSION

LLMs are few-shot learners [11] and zero-shot reasoners [70]. With the assistance of autonomous agents for extensive planning, tools, and memory, agent-powered LLM-based OM systems feature the following advantages:

1) *Context Learning*: LLMs have a large corpus of background knowledge, in line with the open-world assumption (OWA). For context learning, LLMs could provide precise and accurate background knowledge. For this reason, LLMs perform better in lexical matching in most cases.

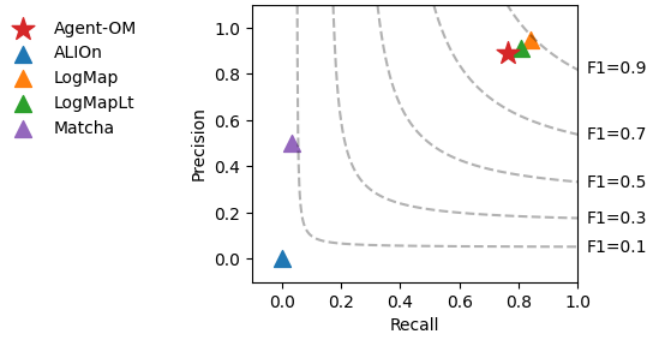


Fig. 10. MSE Test Case 3: Precision-Recall plot with iso-F1 curves.

2) *Self-Correction*: LLMs have a strong capacity for self-correction. In practice, graphical matching can cause false mappings because it only considers the data structure and ignores the linguistic meaning of the entity. However, such a small piece of false context data would not change the ground truth that LLMs learnt. LLMs always have good judgement and automatically remove those false mappings.

3) *Transitive/Subsumption Reasoning*: LLMs can perform simple reasoning, such as transitive and subsumption relationships. They can also understand general and domain-specific scenarios and apply lexical validation when necessary.

Some examples of these unique characteristics of LLMs for OM tasks are illustrated in Table VII. Despite the several success factors of agent-powered LLM-based OM systems, we also observe some limitations that exist for future exploration and investigation:

1) There is a trade-off between precision and recall. Strict rules could result in high precision where most of the implicit true mappings can be found, but they may miss some explicit true mappings. On the other hand, loose rules could result in a high recall score, but the precision score may become very low

TABLE VII
SAMPLE MATCHING TASKS TESTED VIA GPT-4

Examples of Context Learning

Prompt: Is track equivalent to category?

Answer: No, track and category are not equivalent. In the context of music, a track refers to a specific song or piece of music on an album. Category, on the other hand, can refer to a broader classification or grouping, such as genre or type of music. In other contexts, these terms may have different meanings, but they are not synonymous. (AI-generated content)

Prompt: Is track equivalent to category in the context of conference?

Answer: Yes, in the context of a conference, a track can be equivalent to a category. It refers to a specific topic or theme that the conference or a portion of the conference is focused on. For example, a technology conference might have tracks or categories like "Artificial Intelligence", "Cybersecurity", or "Software Development". (AI-generated content)

Examples of Self-Correction

Prompt: We know A is equivalent to B. Is A equivalent to B?

Answer: Yes, if A is equivalent to B, then A is indeed equivalent to B. (AI-generated content)

Prompt: We know paper is equivalent to author. Is paper equivalent to author in the context of conference?

Answer: No, in the context of a conference, a paper is not equivalent to an author. A paper is a document that is written by an author (or authors) and presented at the conference. The author is the person who wrote the paper. They are related, but not equivalent. (AI-generated content)

Examples of Transitive/Subsumption Reasoning

Prompt: We know A is equivalent to B, and B is equivalent to C. Is A equivalent to C?

Answer: Yes, A is equivalent to C. This is known as the transitive property of equivalence. (AI-generated contents)

Prompt: We know subject area is equivalent to topic, and topic is equivalent to abstract. Is subject area equivalent to abstract in the context of conference?

Answer: Not necessarily. In the context of a conference, a subject area refers to the general field or discipline that the conference is focused on, such as "Artificial Intelligence" or "Climate Change". An abstract, on the other hand, is a brief summary of a specific research paper or presentation that will be given at the conference. While they are related, they are not equivalent. The subject area is broader and encompasses all the topics that will be discussed at the conference, while an abstract is specific to one presentation or paper. (AI-generated content)

Prompt: We know A is the subclass of B, and C is the subclass of B. Is A equivalent to C?

Answer: Not necessarily. While A and C are both subclasses of B, they could represent different subsets within B. They are only equivalent if they contain the exact same elements. (AI-generated content)

Prompt: We know ConferenceParticipant is the subclass of conference, and conference_participant is the subclass of conference. Is ConferenceParticipant equivalent to conference_participant in the context of conference?

Answer: Yes, in the context of a conference, ConferenceParticipant and conference_participant can be considered equivalent as they both refer to an individual who is taking part in the conference. However, the exact equivalence might depend on the specific programming or database schema being used. In some cases, case sensitivity or naming conventions might differentiate between the two. (AI-generated content)

as more mappings are generated during the matching process. We set similarity = 0.8 in this study to balance this trade-off, but it is based only on our heuristics and observations so far.

2) A matching process could be more complex. For example, people may use discovered mappings as inputs to the next iteration. Although CoT simulates how humans plan and perform tasks, it is still an incomplete model of human thought. Human reasoning is a more complex network of thoughts than following a single procedure (i.e. CoT). Humans tend to try different isolated paths (i.e. ToT, tree-of-thoughts [71], [72]), explore multiple paths (i.e. GoT, graph-of-thoughts [73]), or algorithms (i.e. AoT, algorithm-of-thoughts [74]), and backtrack, split, or merge to find the optimal solution to the problem.

3) LLM hallucinations can be mitigated, but cannot be eliminated. The accuracy of the RAG remains an open question. Human-in-the-loop may be a solution [75]. Search optimisation for LLM-based OM, such as database indexing and cross-validation across databases, is also an ongoing research area.

4) Prompt engineering is the key to instructing efficient LLM-based agents. These prompts are currently hand-crafted. We also seek semi-automatic and automatic prompt engineering approaches for better OM performance.

VIII. CONCLUSION

In this study, we introduce a new LLM-based design paradigm for OM systems. Agent-OM, an agent-powered LLM-based framework, is proposed and implemented with a

proof-of-concept system. We compare our systems with state-of-the-art OM systems to perform different types of OM tasks. The system has shown a powerful capability to perform OM tasks of different levels of complexity, leveraging the potential of using LLMs for OM. We also discuss our observations on the advantages and current limitations of using LLMs and LLM-based agents for OM tasks.

Note that we focus on pre-trained large foundation models that are impossible to retrain and hard to fine-tune. Our approach yields good results on LLMs for OM tasks without changing the LLM model itself, but by utilising CoT, ICL/RAG, and prompt engineering techniques. (1) The approach enables reusability. High-quality training data (i.e. seed mappings) are very limited in most OM tasks. For these cases, Agent-OM can perform few-shot matching. (2) The approach has high scalability. The base model can be extended and customised for different OM tasks. (3) It is a simple, no-code, natural language-driven approach. No domain expertise is required; Agent-OM is all you need.

ACKNOWLEDGEMENTS

In this paper, AI-generated content is labelled as "AI-generated content". The authors claim no responsibility for the AI-generated content marked in this paper, which does not express the views of the authors. The authors thank the Commonwealth Scientific and Industrial Research Organisation (CSIRO) for supporting this project.

REFERENCES

- [1] OpenAI, “ChatGPT.” [Online]. Available: <https://chat.openai.com/>
- [2] H. Touvron, T. Lavril, G. Izacard, X. Martinet, M.-A. Lachaux, T. Lacroix, B. Rozière, N. Goyal, E. Hambro, F. Azhar *et al.*, “Llama: Open and efficient foundation language models,” *arXiv preprint arXiv:2302.13971*, 2023.
- [3] Anthropic, “Claude.” [Online]. Available: <https://www.anthropic.com/index/introducing-claude>
- [4] Z. Ji, N. Lee, R. Frieske, T. Yu, D. Su, Y. Xu, E. Ishii, Y. J. Bang, A. Madotto, and P. Fung, “Survey of Hallucination in Natural Language Generation,” *ACM Comput. Surv.*, vol. 55, no. 12, mar 2023.
- [5] K. Valmeekam, A. Olmo, S. Sreedharan, and S. Kambhampati, “Large Language Models Still Can’t Plan (A Benchmark for LLMs on Planning and Reasoning about Change),” 2023.
- [6] A. M. Turing, *Computing Machinery and Intelligence*. Dordrecht: Springer Netherlands, 2009, pp. 23–65.
- [7] L. Wang, C. Ma, X. Feng, Z. Zhang, H. Yang, J. Zhang, Z. Chen, J. Tang, X. Chen, Y. Lin, W. X. Zhou, Z. Wei, and J.-R. Wen, “A Survey on Large Language Model based Autonomous Agents,” 2023.
- [8] Z. Xi, W. Chen, X. Guo, W. He, Y. Ding, B. Hong, M. Zhang, J. Wang, S. Jin, E. Zhou, R. Zheng, X. Fan, X. Wang, L. Xiong, Y. Zhou, W. Wang, C. Jiang, Y. Zhou, X. Liu, Z. Yin, S. Dou, R. Weng, W. Cheng, Q. Zhang, W. Qin, Y. Zheng, X. Qiu, X. Huang, and T. Gui, “The Rise and Potential of Large Language Model Based Agents: A Survey,” 2023.
- [9] L. Weng, “LLM Powered Autonomous Agents,” 2023. [Online]. Available: <https://lilianweng.github.io/posts/2023-06-23-agent/>
- [10] J. Wei, X. Wang, D. Schuurmans, M. Bosma, B. Ichter, F. Xia, E. Chi, Q. Le, and D. Zhou, “Chain-of-Thought Prompting Elicits Reasoning in Large Language Models,” 2023.
- [11] T. B. Brown, B. Mann, N. Ryder, M. Subbiah, J. Kaplan, P. Dhariwal, A. Neelakantan, P. Shyam, G. Sastry, A. Askell, S. Agarwal, A. Herbert-Voss, G. Krueger, T. Henighan, R. Child, A. Ramesh, D. M. Ziegler, J. Wu, C. Winter, C. Hesse, M. Chen, E. Sigler, M. Litwin, S. Gray, B. Chess, J. Clark, C. Berner, S. McCandlish, A. Radford, I. Sutskever, and D. Amodei, “Language Models are Few-Shot Learners,” 2020.
- [12] P. Lewis, E. Perez, A. Piktus, F. Petroni, V. Karpukhin, N. Goyal, H. Küttler, M. Lewis, W. tau Yih, T. Rocktäschel, S. Riedel, and D. Kiela, “Retrieval-Augmented Generation for Knowledge-Intensive NLP Tasks,” 2021.
- [13] Microsoft Azure, “GPT-RAG.” [Online]. Available: <https://github.com/Azure/GPT-RAG>
- [14] J. Euzenat and P. Shvaiko, *Ontology Matching*. Berlin, Heidelberg: Springer-Verlag, 2007, vol. 18.
- [15] P. Shvaiko and J. Euzenat, “Ontology Matching: State of the Art and Future Challenges,” *IEEE Transactions on Knowledge and Data Engineering*, vol. 25, no. 1, pp. 158–176, 2013.
- [16] E. Jiménez-Ruiz and B. Cuenca Grau, “LogMap: Logic-Based and Scalable Ontology Matching,” in *The Semantic Web – ISWC 2011*. Berlin, Heidelberg: Springer, 2011, pp. 273–288.
- [17] E. Jiménez-Ruiz, B. C. Grau, and Y. Zhou, “LogMap 2.0: Towards Logic-Based, Scalable and Interactive Ontology Matching,” in *Proceedings of the 4th International Workshop on Semantic Web Applications and Tools for the Life Sciences*, ser. SWAT4LS ’11. New York, NY, USA: Association for Computing Machinery, 2011, p. 45–46.
- [18] D. Faria, C. Pesquita, E. Santos, M. Palmonari, I. F. Cruz, and F. M. Couto, “The AgreementMakerLight Ontology Matching System,” in *On the Move to Meaningful Internet Systems: OTM 2013 Conferences*. Berlin, Heidelberg: Springer, 2013, pp. 527–541.
- [19] D. Faria, C. Pesquita, E. Santos, I. F. Cruz, and F. M. Couto, “AgreementMakerLight 2.0: Towards Efficient Large-Scale Ontology Matching,” in *ISWC (Posters & Demos)*. Cham: Springer International Publishing, 2014, pp. 457–460.
- [20] M. Zhao, S. Zhang, W. Li, and G. Chen, “Matching biomedical ontologies based on formal concept analysis,” *Journal of biomedical semantics*, vol. 9, no. 1, pp. 1–27, 2018.
- [21] G. Li, S. Zhang, J. Wei, and W. Ye, “Combining FCA-Map with representation learning for aligning large biomedical ontologies,” in *OM@ ISWC*. Berlin, Heidelberg: Springer, 2021, pp. 207–208.
- [22] Y. He, J. Chen, D. Antonyrajah, and I. Horrocks, “BERTMap: A BERT-based Ontology Alignment System,” 2022.
- [23] J. Chen, E. Jiménez-Ruiz, I. Horrocks, D. Antonyrajah, A. Hadian, and J. Lee, “Augmenting Ontology Alignment by Semantic Embedding and Distant Supervision,” in *The Semantic Web*. Cham: Springer International Publishing, 2021, pp. 392–408.
- [24] J. Fürst, M. F. Argerich, and B. Cheng, “VersaMatch: Ontology Matching with Weak Supervision,” *Proc. VLDB Endow.*, vol. 16, no. 6, p. 1305–1318, feb 2023. [Online]. Available: <https://doi.org/10.14778/3583140.3583148>
- [25] D. Ayala, I. Hernández, D. Ruiz, and E. Rahm, “Towards the smart use of embedding and instance features for property matching,” in *2021 IEEE 37th International Conference on Data Engineering (ICDE)*, 2021, pp. 2111–2116.
- [26] J. Devlin, M.-W. Chang, K. Lee, and K. Toutanova, “BERT: Pre-training of Deep Bidirectional Transformers for Language Understanding,” 2019.
- [27] M. Zong and B. Krishnamachari, “a survey on GPT-3,” 2022.
- [28] Y. He, J. Chen, H. Dong, and I. Horrocks, “Exploring Large Language Models for Ontology Alignment,” 2023.
- [29] S. S. Norouzi, M. S. Mahdavejad, and P. Hitzler, “Conversational Ontology Alignment with ChatGPT,” 2023.
- [30] S. Hertling and H. Paulheim, “OLaLa: Ontology Matching with Large Language Models,” 2023.
- [31] N. Reimers and I. Gurevych, “Sentence-BERT: Sentence Embeddings using Siamese BERT-Networks,” 2019.
- [32] S. Hertling, J. Portisch, and H. Paulheim, “Melt-matching evaluation toolkit,” in *International conference on semantic systems*. Springer International Publishing Cham, 2019, pp. 231–245.
- [33] OpenAI, “GPTs.” [Online]. Available: <https://openai.com/blog/introducing-gpts>
- [34] OpenAI, “GPT Store.” [Online]. Available: <https://gptstore.ai/>
- [35] “Copilot.” [Online]. Available: <https://www.microsoft.com/en-us/copilot>
- [36] “Copilot Studio.” [Online]. Available: <https://www.microsoft.com/en-us/copilot/microsoft-copilot-studio>
- [37] M. Anandarajan, C. Hill, and T. Nolan, *Text Preprocessing*. Cham: Springer International Publishing, 2019, pp. 45–59.
- [38] D. Vrandečić and M. Krötzsch, “Wikidata: a free collaborative knowledgebase,” *Communications of the ACM*, vol. 57, no. 10, pp. 78–85, 2014.
- [39] H. Liu, Y. Liao, Y. Meng, and Y. Wang, “LawGPT: Large Language Models for Chinese Law,” https://github.com/LiuHC0428/LAW_GPT, 2023.
- [40] H. Wang, C. Liu, N. Xi, Z. Qiang, S. Zhao, B. Qin, and T. Liu, “HuaTuo: Tuning LLaMA Model with Chinese Medical Knowledge,” 2023.
- [41] K. Kaljurand, “OWL Verbalizer.” [Online]. Available: <https://github.com/Kaljurand/owl-verbalizer>
- [42] A. Cregan, R. Schwitter, T. Meyer *et al.*, “Sydney OWL Syntax-towards a Controlled Natural Language Syntax for OWL 1.1.” in *OWLED*, vol. 258, 2007.
- [43] Y. He, J. Chen, H. Dong, I. Horrocks, C. Alcocca, T. Kim, and B. Sapkota, “DeepOnto: A Python Package for Ontology Engineering with Deep Learning,” 2023.
- [44] Y. He, J. Chen, E. Jimenez-Ruiz, H. Dong, and I. Horrocks, “Language Model Analysis for Ontology Subsumption Inference,” in *Findings of the Association for Computational Linguistics: ACL 2023*. Toronto, Canada: Association for Computational Linguistics, jul 2023, pp. 3439–3453.
- [45] X. Wang, J. Wei, D. Schuurmans, Q. Le, E. Chi, S. Narang, A. Chowdhery, and D. Zhou, “Self-Consistency Improves Chain of Thought Reasoning in Language Models,” 2023.
- [46] A. Raudaschl, “RAG-Fusion.” [Online]. Available: <https://github.com/Raudaschl/rag-fusion>
- [47] G. V. Cormack, C. L. A. Clarke, and S. Buettcher, “Reciprocal Rank Fusion Outperforms Condorcet and Individual Rank Learning Methods,” in *Proceedings of the 32nd International ACM SIGIR Conference on Research and Development in Information Retrieval*, ser. SIGIR ’09. New York, NY, USA: Association for Computing Machinery, 2009, p. 758–759.
- [48] P. Manakul, A. Liusie, and M. J. F. Gales, “SelfCheckGPT: Zero-Resource Black-Box Hallucination Detection for Generative Large Language Models,” 2023.
- [49] A. Asai, Z. Wu, Y. Wang, A. Sil, and H. Hajishirzi, “Self-RAG: Learning to Retrieve, Generate, and Critique through Self-Reflection,” 2023.
- [50] OpenAI, “GPT-4.” [Online]. Available: <https://openai.com/gpt-4>
- [51] X. Liu, H. Yu, H. Zhang, Y. Xu, X. Lei, H. Lai, Y. Gu, H. Ding, K. Men, K. Yang, S. Zhang, X. Deng, A. Zeng, Z. Du, C. Zhang, S. Shen, T. Zhang, Y. Su, H. Sun, M. Huang, Y. Dong, and J. Tang, “AgentBench: Evaluating LLMs as Agents,” 2023.
- [52] “LangChain.” [Online]. Available: <https://www.langchain.com/>
- [53] “PostgreSQL.” [Online]. Available: <https://www.postgresql.org/>

- [54] “pgvector.” [Online]. Available: <https://github.com/pgvector/pgvector>
- [55] OpenAI, “OpenAI Embeddings.” [Online]. Available: <https://platform.openai.com/docs/guides/embeddings>
- [56] Google Cloud, “Vertex AI Embeddings.” [Online]. Available: <https://cloud.google.com/vertex-ai/docs/generative-ai/embeddings/get-text-embeddings>
- [57] H.-H. Do, S. Melnik, and E. Rahm, “Comparison of Schema Matching Evaluations,” in *Web, Web-Services, and Database Systems*. Berlin, Heidelberg: Springer Berlin Heidelberg, 2003, pp. 221–237.
- [58] M. Cheatham and P. Hitzler, “Conference v2.0: An Uncertain Version of the OAEI Conference Benchmark,” in *The Semantic Web – ISWC 2014*. Cham: Springer International Publishing, 2014, pp. 33–48.
- [59] A. Solimando, E. Jiménez-Ruiz, and G. Guerrini, “Detecting and Correcting Conservativity Principle Violations in Ontology-to-Ontology Mappings,” in *The Semantic Web – ISWC 2014*. Cham: Springer International Publishing, 2014, pp. 1–16.
- [60] A. Solimando, E. Jimenez-Ruiz, and G. Guerrini, “Minimizing conservativity violations in ontology alignments: Algorithms and evaluation,” *Knowledge and Information Systems*, vol. 51, pp. 775–819, 2017.
- [61] O. Zamazal and V. Svátek, “The Ten-Year OntoFarm and its Fertilization within the Onto-Sphere,” *Journal of Web Semantics*, vol. 43, pp. 46–53, 2017.
- [62] “DBpedia Ontology.” [Online]. Available: <https://dbpedia.org/ontology/>
- [63] O. Bodenreider, T. F. Hayamizu, M. Ringwald, S. De Coronado, and S. Zhang, “Of mice and men: Aligning mouse and human anatomies,” in *AMIA Annual Symposium Proceedings*, vol. 2005. American Medical Informatics Association, 2005, p. 61.
- [64] E. Beisswanger and U. Hahn, “Towards valid and reusable reference alignments—ten basic quality checks for ontology alignments and their application to three different reference data sets,” in *Journal of biomedical semantics*, vol. 3. Springer, 2012, pp. 1–14.
- [65] Euzenat, Jérôme and Meilicke, Christian and Stuckenschmidt, Heiner and Shvaiko, Pavel and Trojahn, Cássia, *Ontology Alignment Evaluation Initiative: Six Years of Experience*. Berlin, Heidelberg: Springer Berlin Heidelberg, 2011, pp. 158–192.
- [66] Engy Nasr, “Evaluation of Automatic Ontology Matching for Materials Sciences and Engineering.” [Online]. Available: https://ad-publications.cs.uni-freiburg.de/theses/Master_Engy_Nasr_2020.pdf
- [67] T. Ashino, “Materials ontology: An infrastructure for exchanging materials information and knowledge,” *Data Science Journal*, vol. 9, pp. 54–61, 2010.
- [68] “MatOnto Project.” [Online]. Available: <https://github.com/inovexcorp/MatOnto-Ontologies>
- [69] “European Materials Modelling Ontology (EMMO).” [Online]. Available: <https://github.com/emmo-repo/EMMO/tree/1.0.0-alpha2>
- [70] T. Kojima, S. S. Gu, M. Reid, Y. Matsuo, and Y. Iwasawa, “Large Language Models are Zero-Shot Reasoners,” 2023.
- [71] S. Yao, D. Yu, J. Zhao, I. Shafran, T. L. Griffiths, Y. Cao, and K. Narasimhan, “Tree of Thoughts: Deliberate Problem Solving with Large Language Models,” 2023.
- [72] J. Long, “Large Language Model Guided Tree-of-Thought,” 2023.
- [73] M. Besta, N. Blach, A. Kubicek, R. Gerstenberger, L. Gianinazzi, J. Gajda, T. Lehmann, M. Podstawski, H. Niewiadomski, P. Nyczyk *et al.*, “Graph of Thoughts: Solving Elaborate Problems with Large Language Models,” *arXiv preprint arXiv:2308.09687*, 2023.
- [74] B. Sel, A. Al-Tawaha, V. Khattar, L. Wang, R. Jia, and M. Jin, “Algorithm of Thoughts: Enhancing Exploration of Ideas in Large Language Models,” *arXiv preprint arXiv:2308.10379*, 2023.
- [75] L. Ouyang, J. Wu, X. Jiang, D. Almeida, C. Wainwright, P. Mishkin, C. Zhang, S. Agarwal, K. Slama, A. Ray *et al.*, “Training language models to follow instructions with human feedback,” *Advances in Neural Information Processing Systems*, vol. 35, pp. 27 730–27 744, 2022.