

MULTI-RATE VARIABLE-LENGTH CSI COMPRESSION FOR FDD MASSIVE MIMO

Bumsu Park, Heedong Do, Namyoon Lee

Korea University, Seoul, South Korea

ABSTRACT

For frequency-division-duplexing (FDD) systems, channel state information (CSI) should be fed back from the user terminal to the base station. This feedback overhead becomes problematic as the number of antennas grows. To alleviate this issue, we propose a flexible CSI compression method using variational autoencoder (VAE) with an entropy bottleneck structure, which can support multi-rate and variable-length operation. Numerical study confirms that the proposed method outperforms the existing CSI compression techniques in terms of normalized mean squared error.

Index Terms— FDD massive MIMO, CSI compression

1. INTRODUCTION

The capacity of MIMO channel is contingent on the quality of channel state information (CSI). Without CSI, spatial degree of freedom of downlink channel is same with MISO channel [1]. In general, CSIT is obtained via train at receiver side and feedback to base station (BS). In time domain duplexing (TDD) system, BS can obtain downlink CSI with uplink training CSI thanks to channel reciprocity. However, as frequency domain duplexing (FDD) system use different frequency bands for uplink and downlink, CSI feedback is essential.

To maintain the feedback quality, the feedback overhead is proportional to the number of transmit antennas. In this regard, for massive MIMO that using hundreds, thousands of antennas, TDD system is favored over FDD system. Having said that, currently deployed LTE networks are dominantly FDD. Therefore, enabling FDD massive MIMO is an important problem.

To bring FDD massive MIMO in reality, significant progress has been made in recent years to reduce CSI feedback overhead¹ using compressive sensing [5] and deep learning [6]. Particularly, autoencoder is well-suited for compression tasks as it reduces the dimensionality of the input. The

¹There is a relevant line of research which targets reducing pilot overhead by exploiting the correlation between the uplink and downlink channels [2]. A potentially more disruptive direction is entire elimination of downlink channel training by exploiting the channel reciprocity in angle-delay domain [3, 4]. In both cases, there is little to no need of CSI feedback. Consideration of such possibilities is out of the scope of this paper.

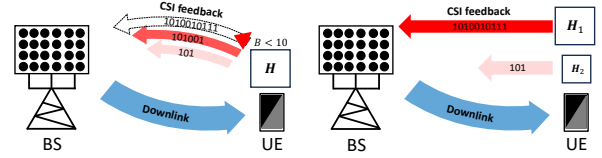


Fig. 1. Multi-rate and variable-length operation.

exploding number of papers evidences the increasing interest on the matter [7]. However, most existing deep learning based methods have one of the following drawbacks:

- As pointed out in [8], they are oblivious in bit level compression. They only consider dimensionality reduction of input.
- They only support single compression rate (see Fig. 1). With one model support serving a single operating point, the amount of memory required to stored models is proportional to the number of operating points, which is impractical especially for mobile devices.
- They output fixed-length codewords (see Fig. 1). Recent studies have not provided a criterion for how many bits to allocate for a given CSI. The deep learning based methods have focused on maximizing only the average performance in a given dataset. As pointed out in [9], enormous imbalance of distortion occurs due to uniform bit allocation.

There are a handful of studies addressing two out of the three issues. The methods in [8, 10, 11] and [9, 12, 13] supports multi-rate and variable-length operation, respectively, and all of them are quantization-aware. The present paper proposes a deep learning based CSI compression architecture, which

- supports multi-rate and variable-length operation while being quantization-aware.
- exhibits a better trade-off in terms of normalized mean squared error (NMSE) and the number of bits.

2. SYSTEM MODEL

Consider a downlink channel training for FDD massive MIMO channel. The BS with N_t numbers of antenna with linear antenna array sends a pilot signal to the single-antenna user terminal. We consider the system employing orthogonal frequency division multiplexing (OFDM) with N_c subcarriers. In alignment with other prior studies [8–13], we assume that user can reconstruct perfect channel, which is not in practice. The downlink channel can be compactly represented by $N_c \times N_t$ size matrix \mathbf{H} . Although the physical channel are in a high dimensional space, it can be represented with only a few variables, therefore they can be efficiently described with a small number of parameters [14].

2.1. Preprocessing

The angular-delay domain representation of the channel can be written as $\mathbf{F}_{N_c} \mathbf{H} \mathbf{F}_{N_t}^H$ where \mathbf{F}_N is the N -point discrete Fourier transform matrix, that is, $[\mathbf{F}_N]_{m,n} = e^{-j2\pi \frac{(m-1) \times (n-1)}{N}}$. Since large delay brings large path loss, high index components in row of $\mathbf{F}_{N_c} \mathbf{H} \mathbf{F}_{N_t}^H$ are almost zero. In this regard, following the convention proposed in [6], we hereafter work with the preprocessed channel

$$\bar{\mathbf{H}} = f_{\text{trun}}(\mathbf{F}_{N_c} \mathbf{H} \mathbf{F}_{N_t}^H) \quad (1)$$

with f_{trun} is an operation that keeps first \bar{N} columns and truncate the remainders.

2.2. Problem statement

The problem is, with a given bit budget $B \in \mathbb{N}$, to compress the channel into a bit stream and decompress it with smallest distortion as possible. In information-theoretical jargon, our goal is to design an encoder and decoder

$$f_{\text{enc}} : \mathbb{C}^{\bar{N}_c \times N_t} \rightarrow \{0, 1\}^+ \quad f_{\text{dec}} : \{0, 1\}^+ \rightarrow \mathbb{C}^{\bar{N}_c \times N_t} \quad (2)$$

that minimizes distortion under bit budget constraint

$$D = \mathbb{E}_{\bar{\mathbf{H}}} [d(f_{\text{dec}}(f_{\text{enc}}(\bar{\mathbf{H}})), \bar{\mathbf{H}})] \quad (3)$$

$$R = \ell(f_{\text{enc}}(\bar{\mathbf{H}})) \leq B$$

where $\{0, 1\}^+$ is a set of all finite-length binary strings and $\ell(\cdot)$ is the length of string. The distortion function d is set by NMSE in this work. That is,

$$d(f_{\text{dec}}(f_{\text{enc}}(\bar{\mathbf{H}})), \bar{\mathbf{H}}) = \frac{\|d(f_{\text{dec}}(f_{\text{enc}}(\bar{\mathbf{H}})) - \bar{\mathbf{H}})\|_F^2}{\|\bar{\mathbf{H}}\|_F^2} \quad (4)$$

where $\|\cdot\|_F^2$ denotes the Frobenius norm.

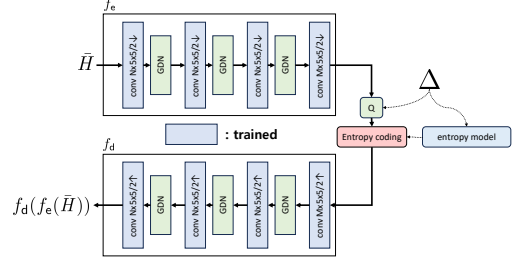


Fig. 2. Proposed CSI compression architecture.

3. PROPOSED METHOD

3.1. Entropy bottleneck

We adopt the entropy bottleneck architecture in [15] (see Fig. 2). Entropy bottleneck is an architecture for end-to-end training image codec, which is quantization-aware and supports variable-length. As in Fig. 2, entropy bottleneck is composed with encoder $f_e(\cdot; \theta_e)$, decoder $f_d(\cdot; \theta_d)$ and entropy model $p_y(\cdot; \psi)$. Encoder-decoder is a pair of transform functions that maps between spaces of image \mathbf{x} and continuous latent $\mathbf{y} = f_e(\mathbf{x}; \theta_e)$. The goal of entropy bottleneck is finding the best possible parameter set θ_e, θ_d that minimize the loss function

$$\min_{\theta_e, \theta_d} D + \lambda R \quad (5)$$

$$\text{where } D = \mathbb{E}_{\mathbf{x}} [d(\mathbf{x}, f_d(\hat{\mathbf{y}}; \theta_d))]$$

$$R = - \sum p_{\hat{\mathbf{y}}} \log p_{\hat{\mathbf{y}}}$$

for $\hat{\mathbf{y}} := Q(\mathbf{y}; \Delta)$. Quantization function Q is parameterized by the bin size Δ and the maximum quantization level l_{\max} . Precisely, it applies

$$\mathbf{y} \mapsto \underset{\hat{\mathbf{y}} \in \Delta \cdot (\mathbb{Z} \cap [-l_{\max}, l_{\max}])}{\operatorname{argmin}} |\hat{\mathbf{y}} - \mathbf{y}| \quad (6)$$

in a component-wise manner. Lastly, the trainable parameter ψ is required to construct a differentiable proxy of the probability distribution function (PDF) of encoder output of each input.

3.2. Training

During training time, the rate and distortion term in loss function (5) is not differentiable due to quantization function. To handle this problem, authors in [15] adopted uniform noise

$$\hat{\mathbf{y}} \approx \tilde{\mathbf{y}} = \mathbf{y} + \text{Unif}[-\Delta/2, \Delta/2] \quad (7)$$

in a component-wise manner. This mimics the effect of quantization and make the loss function (5) differentiable. With

factorized latent assumption, the PMF of proxy latent $p_{\tilde{y}}$ is calculated as

$$p_{\tilde{y}}(n) = \int_{n-\Delta/2}^{n+\Delta/2} p_y dy \quad (8)$$

with $n \in \Delta \cdot (\mathbb{Z} \cap [-l_{\max}, l_{\max}])$. Then, the rate in (5) is reformulated as

$$R = - \sum p_{\tilde{y}} \log p_{\tilde{y}} \quad (9)$$

3.3. Inference

In inference time, with trained p_y and $Q(\cdot; \Delta)$, we can perform lossless source coding, i.e. arithmetic coding, with rate of R . As we do not estimate $p_{\tilde{y}}$ directly but p_y , we can make use of (7) for any value of $\Delta \in [0, \infty)$ provided that the approximation is accurate. Fixing the trained parameters $\{\theta_e, \theta_d, \psi\}$, larger Δ reduces the entropy R , resulting in higher compression rate. This simple trick enables multi-rate operation with a single trained model.

As the value of Δ should be informed to the decoder, we need to use a finite dictionary \mathcal{D} instead of $[0, \infty)$. It technically requires additional $\lceil \log_2 |\mathcal{D}| \rceil$ bits, however we do not take it into account since the number of additional bits is negligible and it makes hard to compare the proposed architecture with existing methods.

3.3.1. Modification for fixed-length operation

In general, variable-length architecture perform better than fixed-length architecture since the constraint on bit length is relaxed. Even though, fixed-length architecture is often preferred than variable-length architecture for reasons such as simplicity, standardization. Our multi-rate method can operate fixed-length feedback by simple modification to transmitting bit sequence. First, select the smallest Δ satisfying

$$\mathbb{E}_{\tilde{H}}[\ell(f_{\text{ent}}(f_e(\tilde{H}; \theta_e); \psi))] \leq B \quad (10)$$

where $f_{\text{ent}}(\cdot; \psi)$ is an entropy coding operation. The constraint in the first place is equality, however it can be easily met by zero-padding. At receiver side, the entropy decoder terminate the decoding whenever K symbols are already decoded. Again, the value of Δ should be informed to the decoder.

4. EXPERIMENTS

4.1. Dataset

We train and test the model with COST2100 dataset [6], the most widely used benchmark dataset for CSI compression. Specifically, we consider indoor 5.3GHz scenario with $(M, N_c, \bar{N}_c) = (32, 1024, 32)$. Number of samples are 100,000, 30,000, 50,000 for train, validation, and test.

Table 1. Baselines, all of which are quantization-aware.

Name	Ref.	Multi-rate	Variable-length
Transform coding*	[8]	✓	
CH-CsiNetPro-PQB	[10]	✓	
Ordered vector quantization	[16]	✓	
Entropy bottleneck	[13]		✓
Proposed	-	✓	✓

* We first pick the top- K_{TC} entries of \tilde{H} in terms of absolute value, and then allocate B_{TC} bits per dimension. Here, K_{TC} is the largest integer abiding by the bit budget constraint, $2K_{\text{TC}}(\log_2 \bar{N}_c M + B_{\text{TC}}) \leq B$. For each B , we choose the best $B_{\text{TC}} \in \{2, 4, 8, 16\}$ in terms of NMSE performance.

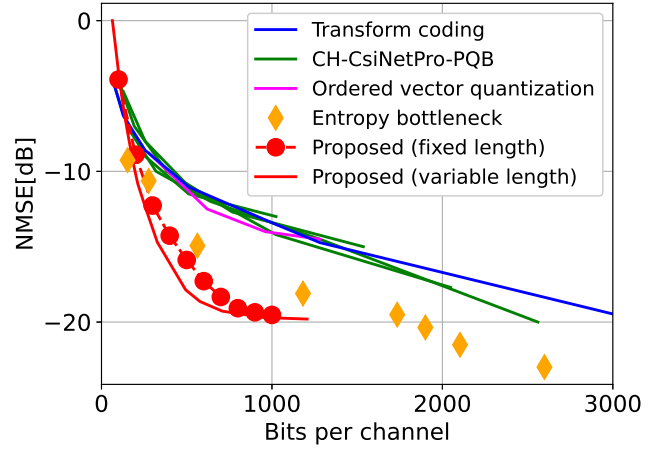


Fig. 3. NMSE performance with respect to the bit budget.

4.2. Hyperparameters

For training, we set the hyperparameters to $\lambda = 5 \cdot 10^{-4}$ and $\Delta = 1$. Note that this setup corresponds to $B = 493.69$, which can be measured by averaging $\ell(f_e(\tilde{H}))$. For inference, we choose $\Delta \in \mathcal{D}$ for multi-rate operation where

$$\mathcal{D} = \{0.125, 0.25, 0.5, 0.75, 1, 2, 3, \dots, 16, 32\}. \quad (11)$$

4.3. Results

Fig. 3 depicts the NMSE performance of CSI compression methods, listed in Table. 1, with respect to the number of bits used for the feedback. The deep learning based CSI compression methods, all but transform coding, consists of 2.1 million trainable parameters per single trained model. The proposed method, as well as the one with fixed-length modification, outperforms all multi-rate methods by a large margin. In comparison to the entropy bottleneck, ours achieves superior results. This performance gain is attributed to architectural differences, and although further performance optimization through architectural fine-tuning is possible, it falls beyond the scope of our research.

Fig. 4 also shows the advantage of our variable-length CSI compression method over the fixed-length counterpart.

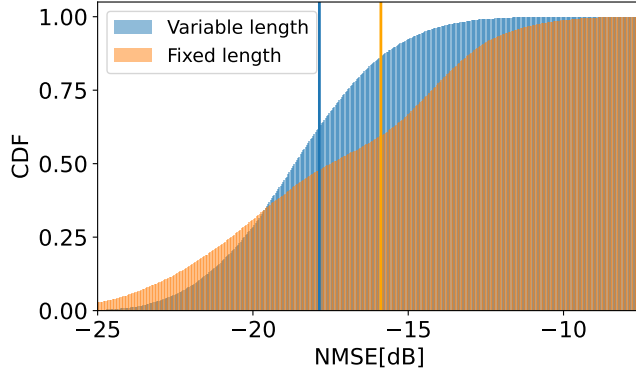


Fig. 4. CDF of proposed methods with $B = 500$. Each vertical line corresponds to the average NMSE of each method.

As can be seen, the variable-length CSI compression method outperforms the fixed-length method.

5. CONCLUSION

We introduce a new framework for multi-rate variable length CSI compression, which is essential for practical CSI feedback. The key idea is to quantize with different operating bin size, using estimated latent CDF. Then, BS can receive compressed CSI with cost of finite bits. This simple idea enables a single model to perform multi-rate CSI compression over a wide bit range. Notably, the proposed model even exhibits a better NMSE performance than an ensemble of single-rate models.

6. REFERENCES

- [1] Robert W Heath and Angel Lozano, *Foundations of MIMO Communication*, Cambridge University Press, 2018.
- [2] Ansuman Adhikary, Junyoung Nam, Jae-Young Ahn, and Giuseppe Caire, “Joint spatial division and multiplexing—the large-scale array regime,” *IEEE Trans. Inf. Theory*, vol. 59, no. 10, pp. 6441–6463, 2013.
- [3] Deepak Vasisht, Swarun Kumar, Hariharan Rahul, and Dina Katabi, “Eliminating channel feedback in next-generation cellular networks,” in *Proc. ACM SIGCOMM*, 2016, pp. 398–411.
- [4] Deokhwan Han, Jeonghun Park, and Namyoong Lee, “FDD massive MIMO without CSI feedback,” *arXiv preprint arXiv:2302.04398*, 2023.
- [5] Zhen Gao, Linglong Dai, Wei Dai, Byonghyo Shim, and Zhaocheng Wang, “Structured compressive sensing-based spatio-temporal joint channel estimation for FDD massive MIMO,” *IEEE Trans. Commun.*, vol. 64, no. 2, pp. 601–617, 2015.
- [6] Chao-Kai Wen, Wan-Ting Shih, and Shi Jin, “Deep learning for massive MIMO CSI feedback,” *IEEE Wireless Commun. Lett.*, vol. 7, no. 5, pp. 748–751, 2018.
- [7] Jiajia Guo, Chao-Kai Wen, Shi Jin, and Geoffrey Ye Li, “Overview of deep learning-based CSI feedback in massive MIMO systems,” *IEEE Trans. Commun.*, vol. 70, no. 12, pp. 8017–8045, 2022.
- [8] Marcus Valtonen Örnihag, Stefan Adalbjörnsson, Püren Güler, and Mojtaba Mahdavi, “A critical look at recent trends in compression of channel state information,” in *IEEE Int’l Conf. Acoustics Speech Signal Process.*, 2023, pp. 1–5.
- [9] Heasung Kim, Hyeji Kim, and Gustavo De Veciana, “Learning variable-rate codes for CSI feedback,” in *IEEE Global Commun. Conf.*, 2022, pp. 1435–1441.
- [10] Xin Liang, Haoran Chang, Haozhen Li, Xinyu Gu, and Lin Zhang, “Changeable rate and novel quantization for CSI feedback based on deep learning,” *IEEE Trans. Wireless Commun.*, vol. 21, no. 12, pp. 10100–10114, 2022.
- [11] Matteo Nerini, Valentina Rizzello, Michael Joham, Wolfgang Utschick, and Bruno Clerckx, “Machine learning-based CSI feedback with variable length in FDD massive MIMO,” *IEEE Trans. Wireless Commun.*, vol. 22, no. 5, pp. 2886–2900, 2023.
- [12] Qianqian Yang, Mahdi Boloursaz Mashhadi, and Deniz Gündüz, “Deep convolutional compression for massive MIMO CSI feedback,” in *IEEE Int’l Workshop Mach. Learn. Signal Process.*, 2019, pp. 1–6.
- [13] Sriram Ravula and Swayambhoo Jain, “Deep autoencoder-based massive MIMO CSI feedback with quantization and entropy coding,” in *IEEE Global Commun. Conf.*, 2021, pp. 1–6.
- [14] Ruisi He, Bo Ai, Gongpu Wang, Mi Yang, Chen Huang, and Zhangdui Zhong, “Wireless channel sparsity: Measurement, analysis, and exploitation in estimation,” *IEEE Wireless Commun.*, vol. 28, no. 4, pp. 113–119, 2021.
- [15] Johannes Ballé, David Minnen, Saurabh Singh, Sung Jin Hwang, and Nick Johnston, “Variational image compression with a scale hyperprior,” *Int’l Conf. Learn. Representations*, 2018.
- [16] Valentina Rizzello, Matteo Nerini, Michael Joham, Bruno Clerckx, and Wolfgang Utschick, “User-driven adaptive CSI feedback with ordered vector quantization,” *IEEE Wireless Commun. Lett.*, 2023.