

Analysis of Chiral Oxirane Molecules in preparation for Next Generation Telescopes: A Review, New Analysis, & a Chiral Molecule Database

C.D. Tremblay^{a,b}, R.D. Amos^c, R. Kobayashi^d

^aSETI Institute 339 Bernardo Ave Suite 200 Mountain View CA 94043 USA

^bBerkeley SETI Research Center University of California Berkeley CA 94720 USA

^cUniversity of New South Wales Canberra Australia

^dAustralian National University Canberra Australia

Abstract

Human biology has a preference for left-handed chiral molecules and an outstanding question is if this is imposed through astrophysical origins. We aim to evaluate the known information about chiral molecules within astrophysical and astrochemical databases, evaluate chemical modeling accuracy, and use high-level CCSD(T) calculations to characterize propylene oxide and other oxirane variants. By comparing these computational values with past laboratory experiments, we find a 99.9% similarity. We also have put together a new database dedicated to chiral molecules and variants of chiral molecules to assist in answering this question.

Keywords: Astrochemistry, Line: identification, Molecular data, Methods: numerical, Astronomical databases: miscellaneous

1. Introduction

Life on Earth is homochiral, preferring one enantiomer of chiral molecules (Blackmond, 2019; Chen and Ma, 2020). It is unknown whether pre-biotic chemistry required a pre-existing excess of one chiral form over the other or if it created the excess (Green and Jain, 2010). Such an excess has been measured in meteorites (Myrgorodska et al., 2015; Cooper et al., 2001) hinting at an extra-terrestrial origin of homochirality. Despite the catalog of interstellar molecules growing to more than 200 entries and several dedicated searches, only one chiral molecule, propylene oxide¹, has been detected outside our solar system (McGuire et al., 2016) and the identification of any other chiral molecule is an ongoing challenge (Ellinger et al., 2020). With the soon-to-be-constructed Square Kilometre Array (SKA) in the southern hemisphere and the next-generation Very Large Array (ng-VLA) in the northern hemisphere, along with current operational precursor and pathfinder telescopes, we now have the tools to discover our potential cosmic chiral origins.

Over the last several years many of the SKA pathfinder and precursor telescopes, including the Murchison Widefield Array (Wayth et al., 2018; Morrison et al., 2023) and the Karl G. Jansky Very Large Array (Perley et al., 2011), completed significant upgrades with some focus on increased capabilities in astrochemistry. This includes larger bandwidth, better frequency resolution, and increased sensitivities and has permitted several new discoveries (e.g. Tremblay (2018), De Pree et al.

(2021)). Additionally, these upgrades allowed for a better understanding of the computational requirements needed for large spectral and regional blind molecular surveys using upcoming, next-generation telescopes.

Currently, the SKA Low-Frequency Array in Australia (50–500 MHz) and the SKA Mid-Frequency Array in South Africa (500–15000 MHz) are under Phase I construction. The ng-VLA in the United States (1.2–116 GHz) is under development, with construction anticipated to start in 2026. All three of these instruments have key science goals of understanding the origins, prevalence, and evolution of life in the Universe (e.g. (Hoare et al., 2015; McGuire et al., 2018))².

Therefore this is an opportune time to build and compile expected rotational transitions that radio telescopes would be sensitive to that these future telescopes could discover. With the emergence of significantly upgraded telescopes in infrared, like the *James Webb Space Telescope* (JWST), knowledge of our collective understanding of vibrational transitions is also necessary.

Computational chemistry has a strong track record in aiding astrochemists and astronomers by simulating experimental data with sufficient precision to identify molecules found in interstellar regions. The detection of such molecules relies on high-resolution rotational spectra, which correspond to the wavelength region of the radio telescope surveys. Although rapid methods such as those explained in Zapata Trujillo et al. (2021) or Lee and McCarthy (2020) provide insight into which proposals for relevant frequencies should be covered by new facilities, they do not provide the detailed information required to

¹Carbodiimide (HN=C=NH), an isomer of cyanamide was detected by Turner et al. (1975) and in principle is chiral. However, in practice it likely converts between the two forms rapidly enough that the chirality is not observable and therefore is not considered here.

²<https://www.skao.int/en/explore/science-goals/145/seeking-origins-life>
<https://public.nrao.edu/gallery/cosmic-origins-of-life-ngvla-key-sc>

start an observational campaign. Current large blind surveys for complex organic molecules like “A Rigorous K/Ka-Band Survey Hunting for Aromatic Molecule” (ARKAM) and “Green Bank Telescope (GBT) Observations of TMC-1: Hunting Aromatic Molecules” (GOTHAM; McGuire et al. 2020) are already finding large reservoirs of gas around star forming regions of the interstellar medium (ISM) but more precise models will be required for the future generation of telescopes.

Various groups have put a focus on providing detailed computational models for complex organic molecules³, especially those that may indicate life (biosignatures). This has included not only an accurate understanding of the transition frequencies and chemical abundance but also the pathways in which the chemicals may form (*e.g.* Coutens et al. (2022); Dzenis et al. (2022)). For example, Paulive et al. (2021) investigated C₂H₄O₂ isomers and their potential relationship to cold dark molecular environments through radiolysis (a process of molecular damage to a substance caused by ionizing radiation). They found that by adding in radiolysis, the abundances of selected molecules would be greatly increased.

More recently, Alessandrini et al. (2023) created a computational approach to discover the most stable forms of C₃H₃NO isomers. This molecular structure is theorized as being important to prebiotic chemistry but has yet to be discovered in the interstellar medium (Dickens et al., 1996). Alessandrini et al. (2023) approach uses a double-hybrid DFT (density functional theory) in conjunction with a partially augmented triple-zeta basis set to evaluate and prioritize transitions to focus astronomical observations on and the frequencies that are potentially detectable.

With this in mind, we have undertaken to investigate computationally chiral molecules that are potentially present in interstellar space. There exist already many databases containing information on interstellar molecules as described in the next section. From these databases and a search of the general literature, we were able to find several candidates worthy of further investigation.

i. Propylene oxide

In McGuire et al. (2016) they reported the astronomical detection of propylene oxide in the gas phase around protostellar clusters in the Sagittarius B2 star-forming region. Experimental rotational constants were already determined in 1977 by Creswell and Schwendeman (1977), and updated by Mesko et al. (2017). Computationally, Ellinger et al. (2020) calculated structural and spectroscopic properties of propylene oxide and variants using density functional theory (DFT) in the quest for finding more chiral molecules in the interstellar medium. The most detailed theoretical study of the vibrational spectrum is that by Barone et al. (2014).

ii. 2-aminopropionitrile

Møllendal et al. (2012) proposed 2-aminopropionitrile as a good candidate for interstellar detection based on the detection of aminoacetonitrile in Sagittarius B2 by Belloche et al. (2008). Accordingly, they provide experimental microwave and sub-millimeter spectra (8–80 GHz, 150–660 GHz) and high-level *ab initio* calculations for the most stable conformer and its five lowest excited vibrational states.

iii. Tartaric acid

Tartaric acid is the iconic molecule with which Pasteur (1848) established the existence of chirality and is likely to exist in the interstellar medium as it has already been found in the Murchison meteorite (Cooper et al., 2001).

iv. alpha-aminoethanol

Duvernay et al. (2010) proposed alpha-aminoethanol, an amino acid precursor, as a possible link between interstellar molecules and life on Earth.

v. C₂H₅NO isomers

A recent paper by Simmie (2022) investigated isomers of acetamide, one of the most abundant of the molecules present around Sagittarius B2. Of the various isomers considered, several are chiral: 2-aziridinol (or 2-hydroxyaziridine) and 2-methyl-oxaziridine, 3-methyl-oxaziridine.

2. Spectroscopic Databases for Interstellar Molecules

In this paper, we commence our investigation with propylene oxide and other oxirane variants. In the course of trawling databases and the literature for suitable chiral candidates, though there is much astrochemical data available, we found no easy way to filter out the data for chiral molecules. We have thus made a start on a specialized database for interstellar chiral molecules (Section 4) intended to contain computational/experimental lab data for such molecules found in the ISM and potential targets. With only one chiral molecule having been detected in space the database is small but it is hoped that this will provide a ready reference in the quest for finding chirality in the interstellar medium and stellar accretion disks.

The intention, as further described in §4, is that the database will provide a useful start to an ongoing effort by the community. As an initial start, researchers can submit information to the authors to be included into the database but we hope that future collaboration with astrochemistry groups can help us build the database.

The notable databases already containing data on interstellar molecules (and see references within) are:

i. Splatalogue - <https://splatalogue.online/> Remijan et al. (2007)

Splatalogue is the main database for observational astronomers, maintained by the National Radio Astronomy

³Carbon-containing molecules with 6 atoms or more.

Observatory, but collating data from a number of laboratories worldwide. It contains over 5.8 million spectral lines in the radio to submillimeter range (400 Hz to 3.22 PHz).

- ii. Computational Chemistry Comparison and Benchmark Database - <https://cccbdb.nist.gov/> Johnson III (2022)

CCCBDB is a database of experimental and computational quantum chemical data for a selection of gas-phase atoms and small molecules. It is aimed at chemists and provides the feature of being searchable by molecular formula.

- iii. Leiden Atomic and Molecular Database - <https://home.strw.leidenuniv.nl/~moldata/> Schöier et al. (2005)

The LAMDA database provides users of radiative transfer codes with the basic atomic and molecular data needed for excitation calculation. Currently, the database contains data for 47 molecular species.

- iv. A Database of Molecules Detected in Space - <https://github.com/bmcguir2/astromol> McGuire (2022)

Astromol is a database of molecules detected in space and an object-oriented interface for interacting with the database. This additionally includes a PYTHON 3 interface for making figures and tables for publications. The main focus of this database and included paper is on a "Census of Interstellar, Circumstellar, Extragalactic, Protoplanetary Disk, and Exoplanetary Molecules."

- v. High temperature molecular line lists for modelling exoplanet atmospheres - <https://www.exomol.com/> Tennyson and Yurchenko (2012)

ExoMol is a list of molecules designed to help with modeling atmospheric conditions in exoplanets, brown dwarfs, and cool stars. In particular, the focus is on hot atmospheres.

- vi. Cologne Database for Molecular Spectroscopy - <https://cdms.astro.uni-koeln.de/cdms/portal> Endres et al. (2016)

CDMS includes molecules that may be contained within the interstellar or circumstellar medium or in planetary atmospheres. The catalog contains mostly rotational transition frequencies, uncertainties, intensities for radio and far infrared data. This information is often accessible through the *Splatalogue* interface.

- vii. Molecular Spectroscopy Jet Propulsion Laboratory - <https://spec.jpl.nasa.gov/>

The JPL catalog contains a collection of information helpful for spectral line fitting for radio and infrared data, including rotation constants and associated references for the work in which the information was determined. Some of this information is accessible through the *Splatalogue* interface.

[

- viii. Molecular Gasphase Documentation - <https://www.uni-ulm.de/nawi/chemieinformationssysteme/mogadoc/introduction/> MOGADOC is a database of numerical structural data such as internuclear distances, bond angles and dihedral angles. The database covers data from both laboratory and astronomical investigations.

3. Computational study of propylene oxide and oxirane variants

Propylene oxide, being the first chiral molecule detected in space prompted Ellinger et al. (2020) to consider its structural analogs as potential targets for radio astronomy search and Lankhaar (2022) to study the role magnetic fields may play in their creation. The structures Ellinger et al. (2020) considered are given in Table 1. As they point out they are not the lowest energy of the isomeric series but what is important in the interstellar medium is whether there is a path to their creation. Their formation may be a rare event but equally under those conditions once they form they are likely to persist. Ellinger *et al.* carried out density functional theory (DFT) calculations on these structures with triple-zeta quality basis sets. However, chemical accuracy requires higher-level methods so we have repeated their gas-phase calculations as described below.

3.1. Computational Details

We followed the methodology used in our recent study of the isomers of HCCCCS (Amos and Kobayashi, 2023) where it is explained in more detail.

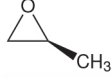
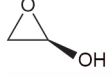
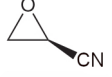
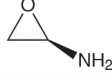
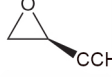
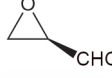
The structures for the molecules given in Table 1 were initially optimized at CCSD(T) level (Purvis and Bartlett, 1982; Raghavachari et al., 1989) with the cc-pVTZ (Dunning, 1989) basis set using the Molpro quantum chemistry software package (Werner et al., 2020). This provides a good estimate of the structures but is not an adequate level for the prediction of rotational constants, so the optimization was refined using triple (TZ), quadruple (QZ), and quintuple (5Z) basis sets from the cc-pVnZ series (Dunning, 1989), together with corrections for core-correlation and relativistic effects.

$$E = E_{CBS-TQ5} + \Delta E_{core} + \Delta E_{rel}$$

The term $E_{CBS-TQ5}$ is the extrapolated energy calculated by using CCSD(T) calculations TZ, QZ, and 5Z basis sets and the extrapolation formula of Martin and Lee (1996). The other terms are those due to core correlation energy and relativistic effects respectively.

Due to constraints on the amount of memory that could be routinely used, the 5Z calculations had to be approximated slightly by only using QZ on the Hydrogen atoms, while retaining 5Z on the other atoms. The other terms in the energy expression require specialized basis sets, the Martin-Taylor basis (Martin et al., 1994) for the core correlations term, and Douglas-Kroll basis set (Douglas and Kroll, 1974; Jansen and Hess, 1989) for relativistic effects.

Table 1: Structures of propylene oxide and oxirane variants considered in this study.

Molecule	IUPAC name	Structure
Propylene oxide	2-methyloxirane	
Hydroxyoxirane	oxiran-2-ol	
Cyanooxirane	oxirane-2-carbonitrile	
Aminooxirane	oxiran-2-amine	
Ethyloxirane	2-ethynyloxirane	
Formyloxirane	oxirane-2-carbaldehyde	

3.2. Results and Discussion

The molecular geometries were optimized using analytic gradients, assembled from the gradients of each term in the energy expression. Starting from the CCSD(T)/cc-pVTZ geometry, and using a hessian computed at that level, it took typically eight or nine iterations until the bond lengths were changing by about 0.0001 Ångstrom, and the rotational constants changed by less than 1 MHz. The resulting geometries are all given in Supplementary Information. All of the structures are local minima, *i.e.* have no negative eigenvalues of the force constant matrix.

Table 2 contains experimental values of the rotational constants, where available, and values calculated at equilibrium geometry. Various studies, for example, Puzzarini and Stanton (2023), indicate that rotational constants calculated at an accurate equilibrium geometry will be larger than the true ground state values by about 1 percent, or less. This is the case here. However, an inaccuracy of 1 percent is not acceptable for spectroscopic purposes, where Puzzarini and Stanton (2023) suggest an error of 0.1 percent, or less, should be the aim.

In order to improve upon the approximately 99 percent accuracy obtained just from using equilibrium geometry, it is necessary to allow for vibrational coupling. Very high accuracy can be achieved by calculating the energy on a multidimensional grid of the geometric coordinates, fitting the energies to an analytic representation of the potential energy surface, and calculating the vibration-rotation coupling with a variation in vibrational SCF/CI program (*e.g.* Huang et al. (2021)). However, this is extremely demanding computationally and is only practical for small molecules with three or four atoms. An alternative approach, more practical for larger molecules, is to use perturbation theory in conjunction with a more approximate cubic or quartic force field (Puzzarini and Stanton, 2023; Puzzarini, 2017). A similar approach is used here, specifically

using the second-order vibrational perturbation theory program of Barone et al. (2005), which has been incorporated into the Gaussian software suite (Frisch et al., 2016), together with the double-hybrid B2PLYP method of Grimme et al. (2006) to produce the necessary anharmonic force constants. For the harmonic force constants CCSD(T)/cc-pVTZ values were used. For the anharmonic terms an aug-cc-pVTZ basis (Kendall et al., 1992) was used. The results are in Table 2. In all cases, the agreement with experimental values is improved, and in the majority of cases, the deviation from the experiment is now less than 0.1 percent. The worst match to the experiment comes from oxirane-2-carbaldehyde (formyloxirane). The experimental values for this are for the trans-isomer, as are our calculations, but there is a cis-isomer (Rastoltseva et al., 2010) which means that vibrational averaging may need to be more sophisticated than with just perturbation theory.

Calculated and experimental dipole moments are given in Table 3. The Cartesian components of the dipole are included in the Supplementary Information attached to this paper. We note that most of the molecules we investigated have values that were already published, so they provide a basis for understanding the accuracy of the new values produced for hydroxyoxirane and aminooxirane.

Calculated centrifugal distortion constants for propylene oxide are given in Table 4, and are in surprisingly good agreement with experimental data. The equivalent data for the other molecules are included in the Supplementary Information.

4. The CHARISMA database for interstellar chiral molecules

As mentioned in Section 2, though there exist many databases in astronomy and chemistry containing experimental and computational data to aid in the identification of molecules

Table 2: Rotational constants A,B,C in GHz from experiment, for the calculated equilibrium geometry and for the calculated ground vibrational state. The commonest isotope masses have been used i.e 1-H,12-C,14-N and 16-O. The values in brackets are the percentage deviation from the experimental values, where available.

Molecule	Experimental	Reference	equilibrium	ground state
Propylene oxide	18.023845,6.682369, 5.951176	Mesko et al. (2017)	18.1896,6.7412,6.0065 (0.920,0.885,0.926)	18.0321,6.6781,5.9486 (0.047,-0.059,-0.046)
Hydroxyoxirane	none		19.8597,7.4035,6.4323	19.6629,7.3516,6.3856
Cyanooxirane	18.456295,3.524705, 3.367811	Müller and Bauder (1996)	18.6063,3.5357,3.3799 (0.812,0.311,0.358)	18.4906,3.5234,3.3661 (0.186,-0.037,-0.051)
Aminooxirane	none		19.3292,7.1287,6.2082	19.1624,7.0699,6.1619
Ethynyloxirane	18.41197,3.41562, 3.27074	Creswell et al. (1977)	18.5577,3.4262,3.2820 (0.791,0.310,0.344)	18.4422,3.4149,3.2695 (0.164,-0.021,- 0.038)
Formyloxirane	18.24135,3.27289, 3.13762	Collins and Boggs (1972)	18.4041,3.2889,3.1572 (0.892,0.489,0.624)	18.1759,3.2785,3.1399 (-0.362,0.150,0.060)

Table 3: Experimental and calculated Dipole moments, in Debye

Molecule	Experimental	Reference	Calculated
Propylene oxide	2.001	Creswell and Schwendeman (1977)	2.001
Hydroxyoxirane	none		1.492
Cyanooxirane	3.740	Müller and Bauder (1996)	3.745
Aminooxirane	none		3.287
Ethynyloxirane	1.795	Creswell et al. (1977)	1.850
Formyloxirane	2.469	Collins and Boggs (1972)	2.534

Table 4: Centrifugal distortion constants for propylene oxide, in kHz

Molecule	Experimental (Mesko et al., 2017)	Calculated
Δ_J	2.9146	2.977
Δ_{JK}	3.4672	3.263
Δ_K	19.7271	19.708
δ_J	0.1929	0.186
δ_K	2.6004	2.391

detected in the interstellar medium, it is very difficult to filter out the results for chiral molecules. To this end, we have begun to put together a database, whimsically called CHARISMA (Chiral Assay of Radio ISM Astrophysics), specifically dedicated to chiral molecules found and potentially found in the ISM. This is presented as a fledgling proof-of-concept database and it is hoped that the community will find it useful enough to maintain. The database is based on the MolDB6 software package of Norbert Haider (Haider, 2023) and can be found at the URL <http://chiral-ISMDB.net/>. The interface as shown in Fig. 1 can allow searching by name or structure and example search results found searching for oxirane by name or structure are shown in Fig. 2.

Note that they do not return the same number of hits as not all the compounds contained oxirane in their name *e.g.* oxiran-2-ol. This was a problem we found searching for spectroscopic data on molecules of interest where there was inconsistency in nomenclature. An example of a results page, that for propylene oxide itself, is given in Fig. 3. It provides basic identification information, a description relating it to astronomical discovery and experimental/calculated rotational constants where available. With feedback from the community more fields of interest can be added.

5. Future outlook

Understanding the chemical origins of life is a primary science goal of many of the upcoming and new telescopes around the world. Among the many challenges and unanswered questions is understanding the homochirality puzzle; that life on Earth has a preference for left-hand chirality. In particular, the question remains if homochirality, which allows biopolymers to adopt helical structures, is imposed from astrophysical origins.

The strategies for determining the answer to this question vary from the theoretical approaches on how homochirality could come about, as presented by Globus (2021), models for understanding dichroic activity in the interstellar medium (Lankhaar, 2022), to observational astronomy (McGuire, 2022). However, despite this work, still little is understood of the nature of chiral molecules in the Universe. In order to approach the problem from observational astronomy, the process is expedited through knowledge of the most likely transitions to be detectable in the interstellar medium, the frequency of this emission, the type of transition (ro-vibrational, vibrational, or rotational), when rotational, the dipole moment, and values for the rotational partition function as per environment temperatures. Some of this information is provided in a series of online catalogs, but a database with a focus on chiral molecules and their expected precursors would significantly focus our search.

Once the list of molecules, information that leads to understanding which transitions are most likely detectable, and the frequencies at which the search should be focused are collected in a single location, the observational search can begin in a more focused manner. Although rapid computational analysis such as presented by Zapata Trujillo et al. (2021) or DFT analysis by

Alessandrini et al. (2023) provides a quick analysis of frequencies that provide interesting results, analysis such as provided in this paper with the 99.9 percent accuracy (preferably with multiple transitions in a given band of the spectrum) is critical in the true identification of molecules, especially in places where a significant number of molecular transitions can exist (line forests). Even with this high accuracy, it is through the detection of multiple transitions with the expected frequency separation, in which a true detection would be made.

In work by McGuire (2022), he showed that out of the 241 molecules so far detected in astronomical sources, the majority of the largest molecular species were detected at cm wavelengths. Also, for future discoveries, the probability detection of larger molecular species (molecular structures containing more atoms) is favored toward centimeter or millimeter wavelengths. Work by Tremblay et al. (2020) suggested that molecular structures with larger atoms may have favored transitions toward meter wavelengths, including molecular isotopologues. Therefore a focus on information about transitions observable between 700 MHz – 25 GHz, would provide a significant benefit to the astronomical community.

6. Conclusion

In this paper, we present accurate analysis for oxirane chiral variants with a 99.9 percent accuracy in laboratory experiments. As this information for important chiral molecules, their transitions, and relevant information becomes available, we have created a database (CHARISMA) specifically designed to house this information. The plan is to make this work a stepping point in building the necessary information needed to utilize the most sensitive radio telescopes being built to discover our cosmic origins if they exist.

Acknowledgments

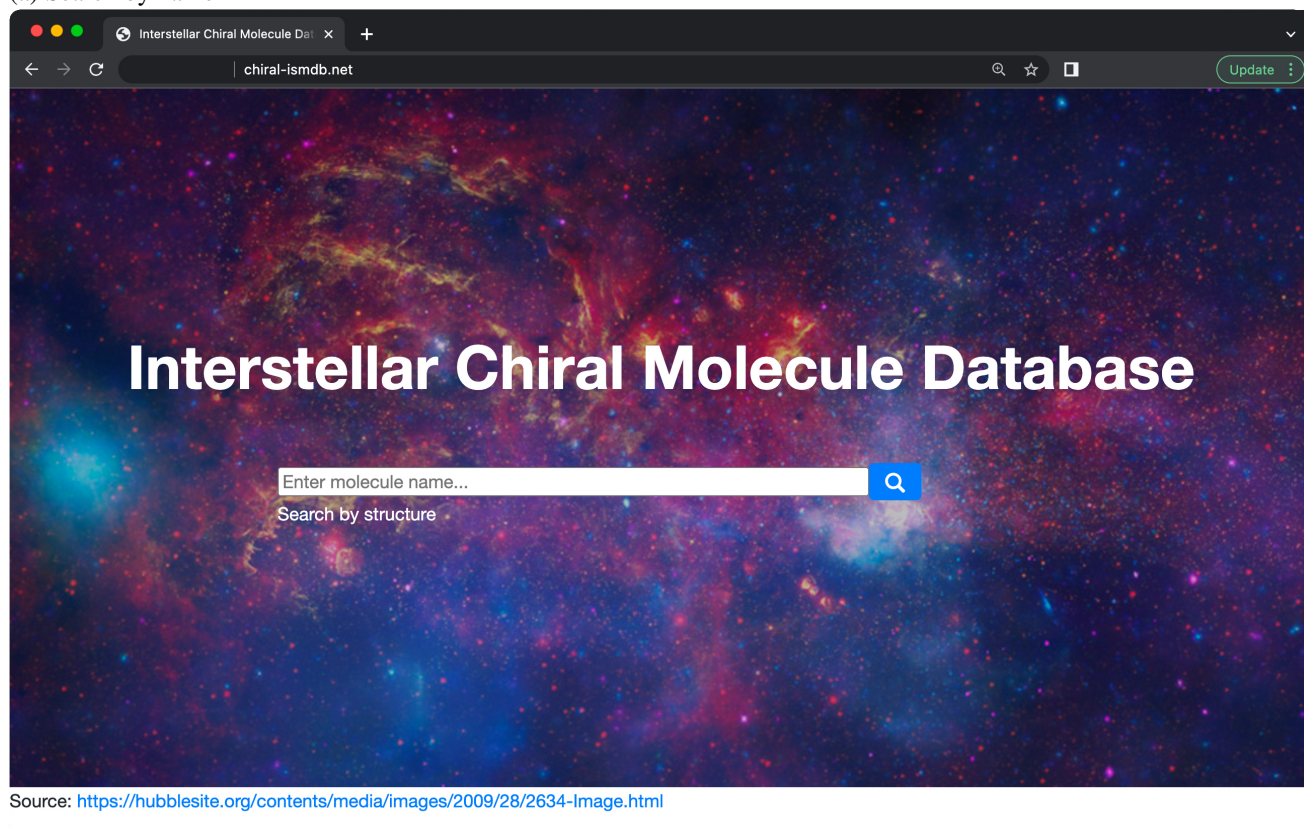
The calculations were carried out on the NCI National Facility in Canberra, Australia, which is supported by the Australian Commonwealth Government. RK would like to thank Claire Trenham, David Monro, and Andrew Robinson for advice on data collection software, and Professor Norbert Haider for advice on his MolDB6 software package.

Appendix A. Supplementary Material

References

- Alessandrini, S., Melosso, M., Rivilla, V.M., Bizzocchi, L., Puzzarini, C., 2023. Computational Protocol for the Identification of Candidates for Radioastronomical Detection and Its Application to the C₃H₃NO Family of Isomers. *Molecules* 28, 3226. doi:10.3390/molecules28073226.
- Amos, R.D., Kobayashi, R., 2023. Computational studies of hccccc isomers. *Molecular Physics* 0, e2203269. URL: <https://doi.org/10.1080/00268976.2023.2203269>, doi:10.1080/00268976.2023.2203269.
- Barone, V., Biczysko, M., Bloino, J., Puzzarini, C., 2014. Accurate molecular structures and infrared spectra of trans-2,3-dideuteriooxirane, methyloxirane, and trans-2,3-dimethyloxirane. *JCP* 141, 034107. doi:10.1063/1.4887357.

(a) Search by name



(b) Search by structure

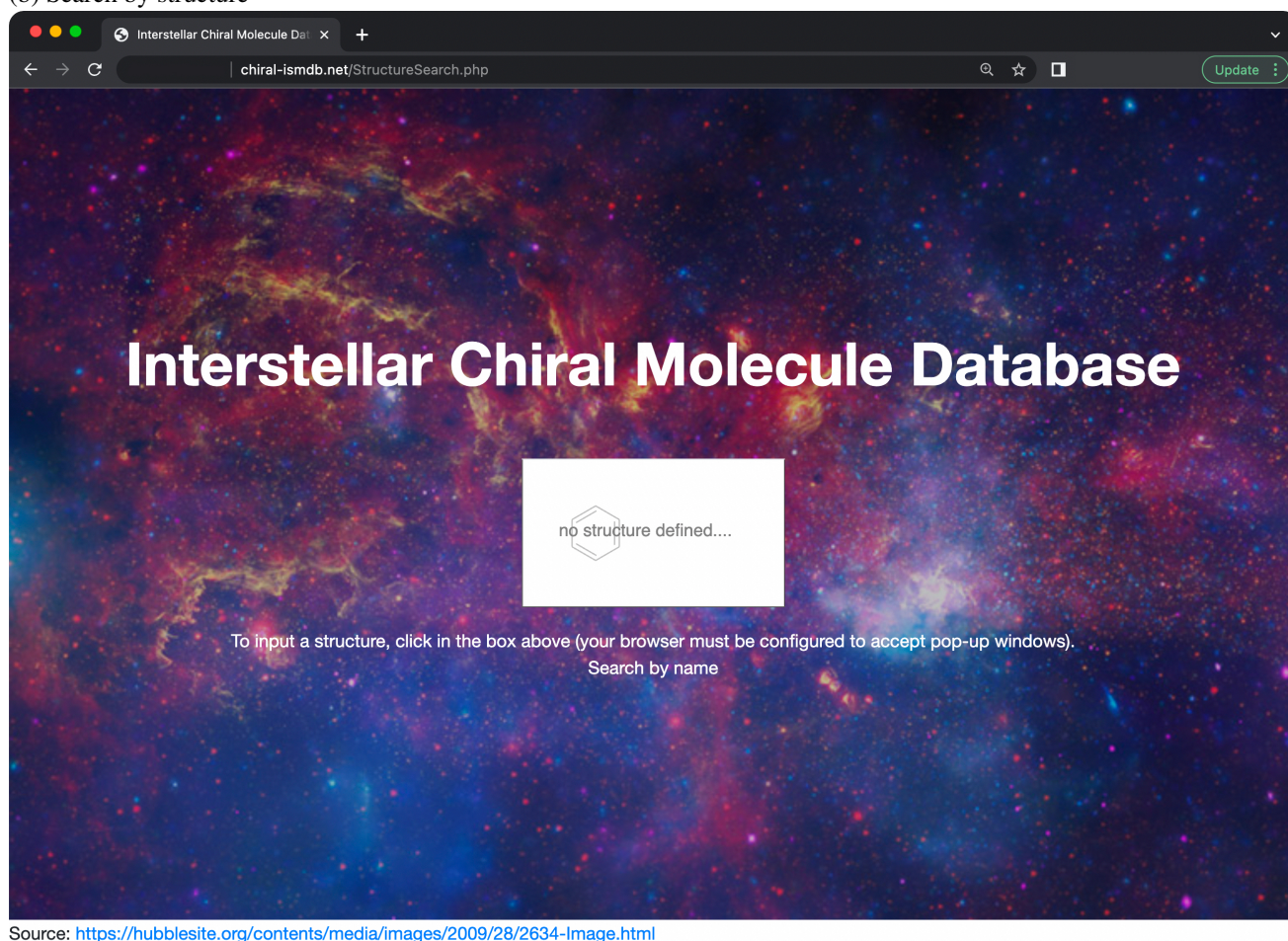


Figure 1: Screenshots of the CHARISMA search page (a) by name and (b) by structure.

Source: <https://hubbbesite.org/contents/media/images/2009/06/2634-image.html>

Source: <https://hubbbesite.org/contents/media/images/2009/06/2634-image.html>

Source: <https://hubbbesite.org/contents/media/images/2009/06/2634-image.html>

Source: <https://hubbbesite.org/contents/media/images/2009/06/2634-image.html>

Figure 2: Screenshots of the CHARISMA search results.

Interstellar Chiral Molecule Database: details for selected entry

2-methyloxirane

Formula	C ₃ H ₆ O
MW	58.08
Pubchem ID	6378
Systematic name	2-methyloxirane
Traditional name	propylene oxide
Alternative names	epoxypropane; methyloxacyclopropane; propene oxide; propylene epoxide
InChI	InChI=1S/C3H6O/c1-3-2-4-3/h3H,2H2,1H3
InChIKey	GOOHAUXETOMSMU-UHFFFAOYSA-N
Canonical SMILES	CC1CO1
Isomeric SMILES	CC1CO1
Description	This molecule has been discovered in the extended molecular shell around the massive protostellar clusters in the Sagittarius B2 star-forming region. Ref: https://doi.org/10.1126/science.aae0328 .
Experimental Rotational Constants	A,B,C=18.02370,6.68207,5.95134 in GHz. Ref: https://doi.org/10.1016/0022-2852(77)90268-5 .
Calculated Rotational Constants	A,B,C=18.0251,6.6781,5.9485 in GHz.

Figure 3: Screenshot of the propylene oxide entry from the CHARISMA database.

Table A.5: Optimized geometry of Oxi-OH in Angstrom and calculated dipole, in Debyes.

	X	Y	Z
C	-0.98876108	0.60999214	-0.03171518
C	0.21044540	-0.04437814	0.45509070
O	-0.75336557	-0.79717721	-0.25103706
H	-1.80344274	0.83798169	0.64358301
H	-0.89849029	7 1.22120212	-0.92049251
H	0.31405706	-0.32524228	1.49832614
O	1.39108931	0.23118277	-0.19717210
H	1.96790390	-0.53435410	-0.12234701
Dipole	0.4707	0.3324	1.3761

Table A.6: Optimized geometry of Oxi-NH₂, in Angstrom, and calculated dipole in Debyes.

	X	Y	Z
C	-0.99312421	0.63175994	-0.03052354
C	0.19146569	-0.06462589	0.46038256
O	-0.81294815	-0.77069000	-0.25159367
H	-1.79226903	0.89029288	0.65325734
H	-0.88994716	1.24150787	-0.91969613
H	0.22919750	-0.34621549	1.50998755
N	1.42041767	0.11706126	-0.23771989
H	1.85988743	0.98706165	0.03345766
H	2.06678024	-0.63597718	-0.04228488
Dipole	1.2543	1.6724	1.8445

Table A.7: Optimized geometry of Oxi-CH₃, in Angstrom, and calculated dipole in Debyes.

	X	Y	Z
C	-1.02942728	0.61851566	-0.06001151
C	0.15448626	-0.03517206	0.49293709
O	-0.81850822	-0.78613487	-0.23846862
H	-1.85928376	0.87556365	0.58710804
H	-0.92665400	1.21012047	-0.96273565
H	0.14984783	-0.25465642	1.55662781
C	1.50041895	0.10014683	-0.14846823
H	2.06453790	0.90887760	0.31813194
H	2.07100298	-0.82204288	-0.03852508
H	1.39001736	0.31412498	-1.21069982
Dipole	0.8453	1.6844	0.6894

Table A.8: Optimised geometry of Oxi-CN in Angstrom, and calculated dipole in Debyes.

	X	Y	Z
C	0.02373255	0.00621818	-0.03619446
C	-0.03564931	0.04285386	1.42891457
O	1.21308344	0.02391650	0.74963117
H	-0.18364573	-0.93072925	-0.53684727
H	-0.17350203	0.91664362	-0.58734822
H	-0.27880665	-0.85652277	1.98021670
C	-0.37255724	1.28117791	2.10502155
N	-0.66313701	2.25856500	2.64972190
Dipole	-0.9282	-2.9737	-2.1313

Table A.9: Oxi-CCH optimized geometry in Angstrom, and calculated dipole, in Debyes.

	X	Y	Z
C	-1.34360189	0.67731116	-0.05347865
C	-0.29711442	-0.16017985	0.54273030
O	-1.20010069	-0.68906701	-0.43335326
H	-2.23065641	0.90263220	0.52854566
H	-1.06063886	1.39532373	-0.81500970
H	-0.45468044	-0.54592298	1.54457311
C	1.08186687	-0.01921482	0.14111340
C	2.23920952	0.10100887	-0.17083024
H	3.25935131	0.20217166	-0.45385563
Dipole	0.3005	1.5296	0.9959

Table A.10: Oxi-HCO optimised geometry in Angstrom, and calculated dipole in Debyes.

	X	Y	Z
C	-1.40544299	0.65271721	-0.08525241
C	-0.22808739	-0.02889079	0.47018990
O	-1.31312217	-0.76350038	-0.10192572
H	-2.13423288	1.06393872	0.60391230
H	-1.33473720	1.12851209	-1.05856862
H	-0.10621023	-0.11464224	1.54469015
C	1.01452697	-0.04545561	-0.34712604
O	2.11761213	0.09330637	0.11940617
H	0.84636473	-0.19056238	-1.43188971
Dipole	-2.0439	1.4744	-0.2708

- Barone, V., Carbonniere, P., Pouchan, C., 2005. Accurate vibrational spectra and magnetic properties of organic free radicals: The case of H₂CN. *Journal of Chemical Physics* 122, 224308–224308. doi:10.1063/1.1924592.
- Belloche, A., Menten, K.M., Comito, C., Müller, H.S.P., Schilke, P., Ott, J., Thorwirth, S., Hieret, C., 2008. Detection of amino acetonitrile in Sgr B2(N). *AAP* 482, 179–196. doi:10.1051/0004-6361:20079203, arXiv:0801.3219.
- Blackmond, D., 2019. The Origin of Biological Homochirality — cshperspectives.cshlp.org. <https://cshperspectives.cshlp.org/content/11/3/a032540.abstract>. [Accessed 20-Jul-2023].
- Chen, Y., Ma, W., 2020. The origin of biological homochirality along with the origin of life. *PLoS Computational Biology* 16, e1007592. doi:10.1371/journal.pcbi.1007592.
- Collins, M.J., Boggs, J.E., 1972. Microwave Spectrum, Structure, and Dipole Moment of Epoxybutyne. *JCP* 57, 3811–3815. doi:10.1063/1.1678849.
- Cooper, G., Kimmich, N., Belisle, W., Sarinana, J., Brabham, K., Garrel, L., 2001. Carbonaceous meteorites as a source of sugar-related organic compounds for the early Earth. *Nat* 414, 879–883. doi:10.1038/414879A.
- Coutens, A., Loison, J.C., Boulanger, A., Caux, E., Müller, H.S.P., Wakelam, V., Manigand, S., Jørgensen, J.K., 2022. The ALMA-PILS survey: First tentative detection of 3-hydroxypropenal (HOCHCHCHO) in the interstellar medium and chemical modeling of the C₃H₄O₂ isomers. *AAP* 660, L6. doi:10.1051/0004-6361/202243038, arXiv:2203.14119.
- Creswell, R.A., Manor, P.J., Assink, R.A., Schwendeman, R.H., 1977. Microwave spectrum, torsional excitation energy, partial structure, and dipole moment of oxiranecarboxaldehyde. *Journal of Molecular Spectroscopy* 64, 365–375. doi:10.1016/0022-2852(77)90222-3.
- Creswell, R.A., Schwendeman, R.H., 1977. Centrifugal distortion constants and structural parameters of methyl oxirane. *Journal of Molecular Spectroscopy* 64, 295–301. doi:10.1016/0022-2852(77)90268-5.
- De Pree, C.G., Wilner, D., Kristensen, L., Galvan-Madrid, R., Goss, M., Klessen, R., Mac Low, M., Peters, T., Robinson, A., Sloman, S., Rao, M., 2021. Time-Variable Radio Recombination Line Emission in W49A, in: *American Astronomical Society Meeting Abstracts*, p. 114.07.

Table A.11: Centrifugal distortion constants, in kHz. Experimental values from Muller(1996) and Collins(1972).

	Oxi-HCO, expt	Oxi-HCO, calc	Oxi-CN, expt	Oxi-CN, calc
Δ_J	0.5735	0.5761	1.1472	1.4414
Δ_{JK}	12.3899	8.4736	-1.7094	-4.2772
Δ_K	17.2941	28.7092	75.858	107.037
δ_J	0.02388	0.03063	-0.0495	-0.0854
δ_K	3.1171	9.8561	1.392	1.4525

Table A.12: Calculated centrifugal distortion constants, in kHz. There are no experimental data for these systems.

	Oxi-OH, calc	Oxi-NH ₂ , calc	Oxi-CCH, calc
Δ_J	3.2323	3.0066	1.2402
Δ_{JK}	5.3286	7.3518	-4.2979
Δ_K	26.4109	19.9123	118.6536
δ_J	0.3308	0.2726	-0.0897
δ_K	5.3811	2.3274	1.0932

- Dickens, J.E., Irvine, W.M., Ohishi, M., Arrhenius, G., Pitsch, S., Bauder, A., Müller, F., Eschenmoser, A., 1996. A search for interstellar oxiranecarbonitrile (C₃H₃NO). *Origins of Life and Evolution of the Biosphere* 26, 97–110. doi:10.1007/BF01809850.
- Douglas, M., Kroll, N.M., 1974. Quantum electrodynamical corrections to the fine structure of helium. *Annals of Physics* 82, 89–155. doi:10.1016/0003-4916(74)90333-9.
- Dunning, Thom H., J., 1989. Gaussian basis sets for use in correlated molecular calculations. I. The atoms boron through neon and hydrogen. *JCP* 90, 1007–1023. doi:10.1063/1.456153.
- Duvernay, F., Dufaut, V., Danger, G., Theulé, P., Borget, F., Chivassa, T., 2010. Chiral molecule formation in interstellar ice analogs: alpha-aminoethanol NH₂CH(CH₃)OH. *AAP* 523, A79. doi:10.1051/0004-6361/201015342.
- Dzenis, K., Faure, A., McGuire, B.A., Remijan, A.J., Dagdigan, P.J., Rist, C., Dawes, R., Quintas-Sánchez, E., Lique, F., Hochlaf, M., 2022. Collisional Excitation and Non-LTE Modeling of Interstellar Chiral Propylene Oxide. *ApJ* 926, 3. doi:10.3847/1538-4357/ac43b5, arXiv:2112.08924.
- Ellinger, Y., Pauzat, F., Markovits, A., Allaire, A., Guillemin, J.C., 2020. The quest of chirality in the interstellar medium. I. Lessons of propylene oxide detection. *AAP* 633, A49. doi:10.1051/0004-6361/201936901.
- Endres, C.P., Schlemmer, S., Schilke, P., Stutzki, J., Müller, H.S.P., 2016. The Cologne Database for Molecular Spectroscopy, CDMS, in the Virtual Atomic and Molecular Data Centre, VAMDC. *Journal of Molecular Spectroscopy* 327, 95–104. doi:10.1016/j.jms.2016.03.005, arXiv:1603.03264.
- Frisch, M.J., Trucks, G.W., Schlegel, H.B., Scuseria, G.E., Robb, M.A., Cheeseman, J.R., Scalmani, G., Barone, V., Petersson, G.A., Nakatsuji, H., Li, X., Caricato, M., Marenich, A.V., Bloino, J., Janesko, B.G., Gomperts, R., Mennucci, B., Hratchian, H.P., Ortiz, J.V., Izmaylov, A.F., Sonnenberg, J.L., Williams-Young, D., Ding, F., Lipparini, F., Egidi, F., Goings, J., Peng, B., Petrone, A., Henderson, T., Ranasinghe, D., Zakrzewski, V.G., Gao, J., Rega, N., Zheng, G., Liang, W., Hada, M., Ehara, M., Toyota, K., Fukuda, R., Hasegawa, J., Ishida, M., Nakajima, T., Honda, Y., Kitao, O., Nakai, H., Vreven, T., Throssell, K., Montgomery, Jr., J.A., Peralta, J.E., Ogliaro, F., Bearpark, M.J., Heyd, J.J., Brothers, E.N., Kudin, K.N., Staroverov, V.N., Keith, T.A., Kobayashi, R., Normand, J., Raghavachari, K., Rendell, A.P., Burant, J.C., Iyengar, S.S., Tomasi, J., Cossi, M., Millam, J.M., Klene, M., Adamo, C., Cammi, R., Ochterski, J.W., Martin, R.L., Morokuma, K., Farkas, O., Foresman, J.B., Fox, D.J., 2016. Gaussian¹⁶ Revision C.01. Gaussian Inc. Wallingford CT.
- Globus, N., 2021. Homochirality, Cosmic Rays, and Venus, in: *Venera-D: Venus Cloud Habitability System Workshop*, p. 4057.
- Green, M.M., Jain, V., 2010. Homochirality in Life: Two Equal Runners, One Tripped. *Origins of Life and Evolution of the Biosphere* 40, 111–118. doi:10.1007/s11084-009-9180-7.
- Grimme, S., Mück-Lichtenfeld, C., Würthwein, E.U., Ehlers, A.W., Goumans, T.P.M., Lammertsma, K., 2006. Consistent Theoretical Description of 1,3-Dipolar Cycloaddition Reactions. *Journal of Physical Chemistry A* 110, 2583–2586. doi:10.1021/jp057329x.
- Haider, N., 2023. Creating a web-based, searchable molecular structure database using free software. URL: <https://homepage.univie.ac.at/norbert.haider/cheminf/molddb.html>.
- Hoare, M., Perez, L., Bourke, T.L., Testi, L., Jimenez-Serra, I., Zarka, P., Siemion, A.P.V., van-Langevelde, H.J., Loinard, L., Anglada, G., Belloche, A., Bergman, P., Booth, R., Caselli, P., Chandler, C.J., Codella, C., Hallinan, G., Lazio, J., Morrison, I.S., Podio, L., Remijan, A., Tarter, J., 2015. SKA and the Cradle of Life, in: *Advancing Astrophysics with the Square Kilometre Array (AASKA14)*, p. 115. doi:10.22323/1.215.0115.
- Huang, X., Schwenke, D., Lee, T.J., 2021. What it takes to compute highly accurate rovibrational line lists for use in astrochemistry. *Accounts of Chemical Research* 54, 1311–1321. doi:10.15278/iscms.2021.TK07.
- Jansen, G., Hess, B.A., 1989. Relativistic all-electron configuration interaction calculations on the gold atom. *Chemical Physics Letters* 160, 507–513. doi:10.1016/0009-2614(89)80054-5.
- Johnson III, R., 2022. Nist standard reference database number 101. Available at <http://https://cccbdb.nist.gov/>.
- Kendall, R.A., Dunning, Thom H., J., Harrison, R.J., 1992. Electron affinities of the first-row atoms revisited. Systematic basis sets and wave functions. *JCP* 96, 6796–6806. doi:10.1063/1.462569.
- Lankaar, B., 2022. Detecting chiral asymmetry in the interstellar medium using propylene oxide. *AAP* 666, A126. doi:10.1051/0004-6361/202244295, arXiv:2207.02888.
- Lee, K.L.K., McCarthy, M., 2020. Bayesian Analysis of Theoretical Rotational Constants from Low-Cost Electronic Structure Methods. *Journal of Physical Chemistry A* 124, 898–910. doi:10.1021/acs.jpca.9b09982.
- Martin, J.M.L., Lee, T.J., 1996. The atomization energy and proton affinity of NH₃. An ab initio calibration study. *Chemical Physics Letters* 258, 136–143. doi:10.1016/0009-2614(96)00658-6.
- Martin, J.M.L., Taylor, P.R., François, J.P., Gijbels, R., 1994. Ab initio study of the spectroscopy and thermochemistry of the C₂N and CN₂ molecules. *Chemical Physics Letters* 226, 475–483. doi:10.1016/0009-2614(94)00758-6.
- McGuire, B.A., 2022. 2021 Census of Interstellar, Circumstellar, Extragalactic, Protoplanetary Disk, and Exoplanetary Molecules. *ApJs* 259, 30. doi:10.3847/1538-4365/ac2a48, arXiv:2109.13848.
- McGuire, B.A., Burkhardt, A.M., Loomis, R.A., Shingledecker, C.N., Kelvin Lee, K.L., Charnley, S.B., Cordiner, M.A., Herbst, E., Kalenskii, S., Momjian, E., Willis, E.R., Xue, C., Remijan, A.J., McCarthy, M.C., 2020. Early Science from GOTHAM: Project Overview, Methods, and the Detection of Interstellar Propargyl Cyanide (HCCCH₂CN) in TMC-1. *ApJL* 900, L10. doi:10.3847/2041-8213/aba632, arXiv:2008.12349.
- McGuire, B.A., Carroll, P.B., Garrod, R.T., 2018. Prebiotic Molecules, in: *Murphy, E. (Ed.), Science with a Next Generation Very Large Array*, p. 245.
- McGuire, B.A., Carroll, P.B., Loomis, R.A., Finneran, I.A., Jewell, P.R., Remijan, A.J., Blake, G.A., 2016. Discovery of the interstellar chiral molecule propylene oxide (CH₃CHCH₂O). *Science* 352, 1449–1452. doi:10.1126/science.aae0328, arXiv:1606.07483.

- Mesko, A., Zou, L., Carroll, P., Weaver, S., 2017. Millimeter and submillimeter spectrum of propylene oxide. *Journal of Molecular Spectroscopy* 335, 49–53.
- Møllendal, H., Margulès, L., Belloche, A., Motiyenko, R.A., Kononov, A., Menten, K.M., Guillemin, J.C., 2012. Rotational spectrum of a chiral amino acid precursor, 2-aminopropionitrile, and searches for it in Sagittarius B2(N). *AAP* 538, A51. doi:10.1051/0004-6361/201116838.
- Morrison, I.S., Crosse, B., Slep, G., Wayth, R.B., Williams, A., Johnston-Hollitt, M., Jones, J., Tingay, S.J., Walker, M., Williams, L., 2023. MWAX: A new correlator for the Murchison Widefield Array. *PASA* 40, e019. doi:10.1017/pasa.2023.15, arXiv:2303.11557.
- Müller, F., Bauder, A., 1996. Microwave Spectrum, Quadrupole Coupling Constants, and Dipole Moment of Oxiranecarbonitrile. *Journal of Molecular Spectroscopy* 179, 61–64. doi:10.1006/jmsp.1996.0183.
- Myrgorodska, I., Meinert, C., Martins, Z., Le Sergeant d’Hendecourt, L., Meierhenrich, U.J., 2015. Molekülchiralität in Meteoriten und interstellarem Eis und das Chiralitätsexperiment an Bord der Kometenmission Rosetta der ESA. *Angewandte Chemie* 127, 1420–1430. doi:10.1002/ange.201409354.
- Pasteur, L., 1848. Ueber die Krystallisation des Schwefels. *Annalen der Physik* 150, 94. doi:10.1002/andp.18491500510.
- Paulive, A., Shingledecker, C.N., Herbst, E., 2021. The role of radiolysis in the modelling of C₂H₄O₂ isomers and dimethyl ether in cold dark clouds. *MNRAS* 500, 3414–3424. doi:10.1093/mnras/staa3458, arXiv:2011.02023.
- Perley, R.A., Chandler, C.J., Butler, B.J., Wrobel, J.M., 2011. The Expanded Very Large Array: A New Telescope for New Science. *ApJ* 739, L1. doi:10.1088/2041-8205/739/1/L1, arXiv:1106.0532.
- Purvis, George D., I., Bartlett, R.J., 1982. A full coupled-cluster singles and doubles model: The inclusion of disconnected triples. *JCP* 76, 1910–1918. doi:10.1063/1.443164.
- Puzzarini, C., 2017. Astronomical complex organic molecules: Quantum chemistry meets rotational spectroscopy. *International Journal of Quantum Chemistry* 117, 129–138. URL: <https://onlinelibrary.wiley.com/doi/abs/10.1002/qua.25284>, doi:<https://doi.org/10.1002/qua.25284>, arXiv:<https://onlinelibrary.wiley.com/doi/pdf/10.1002/qua.25284>.
- Puzzarini, C., Stanton, J.F., 2023. Connections between the accuracy of rotational constants and equilibrium molecular structures. *Physical Chemistry Chemical Physics (Incorporating Faraday Transactions)* 25, 1421–1429. doi:10.1039/D2CP04706C.
- Raghavachari, K., Trucks, G.W., Pople, J.A., Head-Gordon, M., 1989. A fifth-order perturbation comparison of electron correlation theories. *Chemical Physics Letters* 157, 479–483. doi:10.1016/S0009-2614(89)87395-6.
- Rastoltseva, E.V., Bataev, V.A., Godunov, I.A., 2010. Structure and conformational dynamics of oxiranecarboxaldehyde in the ground and excited electronic states. *Journal of Molecular Structure* 978, 269–278. doi:10.1016/j.molstruc.2010.03.007.
- Remijan, A.J., Markwick-Kemper, A., ALMA Working Group on Spectral Line Frequencies, 2007. Splatalogue: Database for Astronomical Spectroscopy, in: *American Astronomical Society Meeting Abstracts*, p. 132.11.
- Schöier, F.L., van der Tak, F.F.S., van Dishoeck, E.F., Black, J.H., 2005. An atomic and molecular database for analysis of submillimetre line observations. *AAP* 432, 369–379. doi:10.1051/0004-6361:20041729, arXiv:astro-ph/0411110.
- Simmie, J.M., 2022. C₂H₅NO Isomers: From Acetamide to 1,2-Oxazetidine and Beyond. *Journal of Physical Chemistry A* 126, 924–939. doi:10.1021/acs.jpca.1c09984.
- Tennyson, J., Yurchenko, S.N., 2012. ExoMol: molecular line lists for exoplanet and other atmospheres. *MNRAS* 425, 21–33. doi:10.1111/j.1365-2966.2012.21440.x, arXiv:1204.0124.
- Tremblay, C., 2018. A Search for Molecules at Low Frequency with the Murchison Widefield Array. Ph.D. thesis. Curtin University, Australia.
- Tremblay, C.D., Gray, M.D., Hurley-Walker, N., Green, J.A., Dawson, J.R., Dickey, J.M., Jones, P.A., Tingay, S.J., Wong, O.I., 2020. Nitric Oxide and Other Molecules: Molecular Modeling and Low-frequency Exploration Using the Murchison Widefield Array. *ApJ* 905, 65. doi:10.3847/1538-4357/abc33a.
- Turner, B.E., Liszt, H.S., Kaifu, N., Kisliakov, A.G., 1975. Microwave detection of interstellar cyanamide. *ApJ* 201, L149–L152. doi:10.1086/181963.
- Wayth, R.B., Tingay, S.J., Trott, C.M., Emrich, D., Johnston-Hollitt, M., McKinley, B., Gaensler, B.M., Beardsley, A.P., Booler, T., Crosse, B., Franzen, T.M.O., Horsley, L., Kaplan, D.L., Kenney, D., Morales, M.F., Pallot, D., Slep, G., Steele, K., Walker, M., Williams, A., Wu, C., Cairns, I.H., Filipovic, M.D., Johnston, S., Murphy, T., Quinn, P., Staveley-Smith, L., Webster, R., Wyithe, J.S.B., 2018. The Phase II Murchison Widefield Array: Design overview. *PASA* 35, e033. doi:10.1017/pasa.2018.37, arXiv:1809.06466.
- Werner, H.J., Knowles, P.J., Manby, F.R., Black, J.A., Doll, K., Heßelmann, A., Kats, D., Köhn, A., Korona, T., Kreplin, D.A., Ma, Q., Miller, Thomas F., I., Mitrushchenkov, A., Peterson, K.A., Polyak, I., Rauhut, G., Sibae, M., 2020. The Molpro quantum chemistry package. *JCP* 152, 144107. doi:10.1063/5.0005081.
- Zapata Trujillo, J.C., Syme, A.M., Rowell, K.N., Burns, B.P., Clark, E.S., Gorman, M.N., Jacob, L.S.D., Kapodistrias, P., Kedziora, D.J., Lempriere, F.A.R., Medcraft, C., O’Sullivan, J., Robertson, E.G., Soares, G.G., Steller, L., Teece, B.L., Tremblay, C.D., Sousa-Silva, C., McKemmish, L.K., 2021. Computational Infrared Spectroscopy of 956 Phosphorus-bearing Molecules. *Frontiers in Astronomy and Space Sciences* 8, 43. doi:10.3389/fspas.2021.639068, arXiv:2105.08897.