

Towards Top-Down Reasoning: An Explainable Multi-Agent Approach for Visual Question Answering

Zeqing Wang *

Sun Yat-Sen University
Guangzhou, China

wangzq73@mail2.sysu.edu.cn

Wentao Wan *

Sun Yat-Sen University
Guangzhou, China

wanwt3@mail2.sysu.edu.cn

Runmeng Chen

South China Normal University
Guangzhou, China

20202031063@m.scnu.edu.cn

Qiqing Lao

Sun Yat-Sen University
Guangzhou, China

laoqq@mail2.sysu.edu.cn

Minjie Lang

Northeastern University
Shenyang, China

lmj010308@outlook.com

Keze Wang

Sun Yat-Sen University
Guangzhou, China

kezewang@gmail.com

Abstract

Recently, Vision Language Models (VLMs) have gained significant attention, exhibiting notable advancements across various tasks by leveraging extensive image-text paired data. However, prevailing VLMs often treat Visual Question Answering (VQA) as perception tasks, employing black-box models that overlook explicit modeling of relationships between different questions within the same visual scene. Moreover, the existing VQA methods that rely on Knowledge Bases (KBs) might frequently encounter biases from limited data and face challenges in relevant information indexing. Attempt to overcome these limitations, this paper introduces an explainable multi-agent collaboration framework by tapping into knowledge embedded in Large Language Models (LLMs) trained on extensive corpora. Inspired by human cognition, our framework uncovers latent information within the given question by employing three agents, i.e., Seeker, Responder, and Integrator, to perform a top-down reasoning process. The Seeker agent generates relevant issues related to the original question. The Responder agent, based on VLM, handles simple VQA tasks and provides candidate answers. The Integrator agent combines information from the Seeker agent and the Responder agent to produce the final VQA answer. Through the above collaboration mechanism, our framework explicitly constructs a multi-view knowledge base for a specific image scene, reasoning answers in a top-down processing manner. We extensively evaluate our method on diverse VQA datasets and VLMs, demonstrating its broad applicability and interpretability with comprehensive experimental results.

1. Introduction

The field of deep learning has witnessed remarkable advancements in Vision-Language Models (VLMs). By leveraging the capabilities of large pretrained visual and textual models [1], such as the large ViT-based model [8] and FlanT5 [6], significant strides have been made in the performance of VLMs on zero-shot Visual Question Answering (VQA) tasks. However, current VLMs often exhibit limited consistency and generalizability over multiple datasets due to their limited pretraining data. Consequently, a substantial performance gap persists when compared to supervised methods.

To improve the performance of VLMs by overcoming the limitation imposed by pretraining data, numerous prior approaches have sought to augment these models with prior knowledge from external Knowledge Bases (KBs) [12, 26, 27]. The objective is to equip the models with enhanced capabilities to tackle the complexities and wide range of real-world images. However, these methods that rely on dataset statistics or specific KBs often struggle to provide unbiased prior information suitable for a diverse set of visual tasks, as pointed out by [30]. Moreover, these methods place considerable demands on KB indexing. Erroneous indexing, indexing to irrelevant information, and other related challenges can introduce undesirable inferences in question answering and consequently limit the performance of such approaches on VQA.

The rapid advancements in large language models (LLMs) have shown their potential to effectively model the complexities of the real world [3, 34, 35]. This capacity enables the acquisition of valuable insights regarding the relevance and probabilities of various real-world hypotheses. These advantages are not attainable through tra-

*These authors contributed equally to this work

ditional knowledge bases. Consequently, numerous studies have leveraged the potency of LLMs as external knowledge bases. For instance, PICa [41], PromptCap [17], and Prophet [30] employ LLM’s knowledge by incorporating image information in the form of captions and feeding them alongside the question to prompt. Some works [13, 23], in another way, employ a combination of LLM’s implicit knowledge and an external knowledge base to address VQA questions. However, these approaches often under-utilize the capabilities of VLMs, particularly their strong visual power. Moreover, these implicit methods of leveraging LLM knowledge lack interpretability and robustness and are different from the human reasoning process.

In recent studies [33, 38], the efficacy of multi-agent collaboration in bolstering performance on intricate tasks has been substantiated. Inspired by this technique, we attempt to employ the multi-agent collaboration to combine the LLMs and VLMs for VQA. However, this is quite challenging, due to the huge linguist domain gaps between the LLMs and VLMs.

To address this challenge, we propose to explicitly utilize the associations between individual hypotheses in the real world learned by LLMs within their extensive corpus.

In this paper, we present a novel multi-agent framework, including three agents, i.e., **Seeker for Issues**, **Responder**, and **Integrator (SIRI)**, which leverages the VLMs and LLMs to enhance the performance of VQA tasks. Our framework comprises three distinct agents: *Responder*, *Seeker*, and *Integrator*. The primary objective of our approach is to establish a collaborative relationship among these agents, thereby emulating the top-down reasoning process inherent in human cognition. More specifically, the *Responder* agent generates answer candidates based on the input Question-Image pair, serving as an initial step in the reasoning pipeline. The *Seeker* agent capitalizes on both the original question and its answer candidates to generate a set of relevant issues that exhibit a relationship with the original question. Subsequently, the *Seeker* agent employs the *Responder* agent to obtain responses for the relevant issues. By combining the answer candidates derived from the original question with the responses from the relevant issues, the *Seeker* agent formulates hypotheses. Throughout this process, the *Seeker* agent constructs a Multi-view Knowledge Base within the given image scene. Finally, the *Integrator* agent balances the original candidates with the generated hypotheses to produce the final answer via Multi-view Knowledge Base given by the *Seeker* agent. Through the coordinated efforts of the *Responder*, *Seeker*, and *Integrator* agents, SIRI offers a comprehensive solution that enhances the performance of VQA tasks by emulating the collaborative reasoning process observed in human cognition.

In summary, the main contributions of our work are

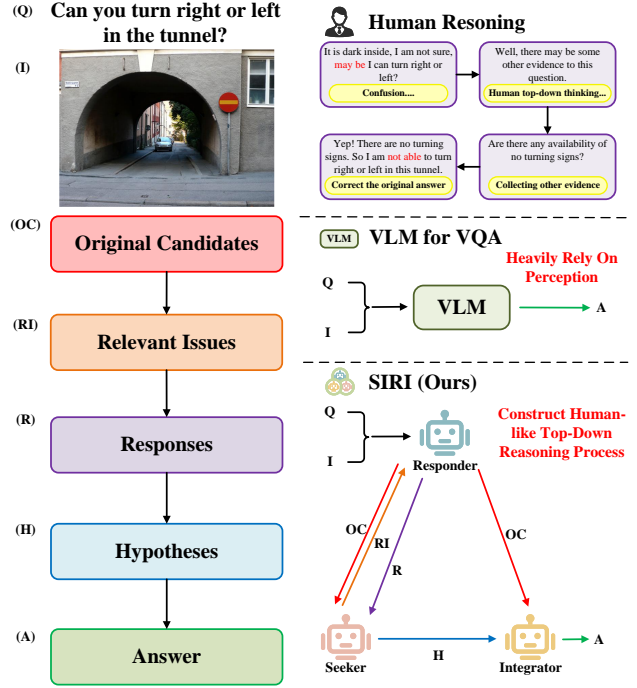


Figure 1. The comparison between the existing VLMs, our SIRI framework, and human reasoning process. Humans commonly employ a top-down approach when tackling visual tasks, drawing upon their aptitude for reasoning to gather additional evidence and validate their responses, particularly in situations involving uncertainty. However, Visual Language Models (VLMs) often lack this ability to access supplementary evidence for question resolution. Our SIRI framework integrates the functionalities of *Seeker*, *Responder*, and *Integrator* agents to emulate the top-down reasoning process employed by humans. By leveraging the collaborative efforts of these agents, SIRI demonstrates explicit improvements in the performance of VQA tasks.

listed as follows:

- We propose a novel multi-agent collaboration framework, i.e., SIRI. This framework can effectively capitalize on the LLM’s capacity and provide valuable explicit external knowledge to enhance the performance of VLMs on VQA.
- We construct a tailored multi-view knowledge base for the given image scene to explicitly perform probabilistic computations, which enables our SIRI framework consistent with the top-down human reasoning process and provides sufficient interpretations.
- Extensive experimental evaluations conducted on VLMs and diverse datasets validate the effectiveness and generalizability of our proposed framework.

2. Related Work

Knowledge-Based VQA: Traditional VQA models encounter difficulties in incorporating a vast amount of knowledge, resulting in sub-optimal performance for VQA tasks that require real-world knowledge. To overcome this challenge, an increasing number of researchers have focused on Knowledge-Based VQA methods [12, 26, 27]. Knowledge-based VQA necessitates the VQA model’s ability to leverage external knowledge bases to access information beyond the scope of the image. Some approaches employ explicit knowledge bases, such as Wikipedia [36], ConceptNet [12], and ASER [44]. Nonetheless, due to the limited size of these knowledge bases and the challenges in indexing relevant information, such knowledge-based VQA methods may not consistently achieve satisfactory performance on VQA tasks.

Vision-Language Models (VLMs): VLMs have demonstrated remarkable capabilities in various multi-modal tasks [1, 16, 20, 21]. These models typically undergo a pretraining process on large-scale image-text datasets. Subsequently, to adapt to a specific downstream task, they are fine-tuned using datasets relevant to the task. Leveraging their extensive pretraining datasets, VLMs exhibit strong performance across different multi-modal tasks, with several achieving state-of-the-art results in zero-shot settings. Nevertheless, the increasing size of these models presents a significant challenge in terms of the computational cost of pretraining [2, 7]. However, to effectively address complex real-world tasks, VLMs are required to possess robust common sense and knowledge. The high cost of pretraining poses a barrier to the development of more powerful VLMs. Consequently, these models do not often exhibit good performance when confronted with tasks that lie beyond the scope of their pretraining data.

Multi-Agent Frameworks: Numerous studies [37] have leveraged the diverse capabilities offered by LLMs, resulting in a significant body of work that centers around LLM-based agents. Within this context, certain approaches [9, 39] have employed the technique of agent-based discussions to enhance problem-solving capabilities. Additionally, several studies [29, 45] have drawn inspiration from sociological phenomena to construct multi-agent frameworks capable of emulating human behavior. These endeavors collectively underscore the potential of employing multi-agent frameworks in various domains.

LLMs for Visual Tasks: LLMs have achieved a profound impact on the field of artificial intelligence [3, 34, 35]. Several approaches have leveraged LLMs as controllers for visual models in visual programming. Examples include Visual Programming [14], ViperGPT [31], and AssistGPT [11], which utilize LLMs in combination with Python code to address various visual tasks in a flexible method. Additionally, some works employ LLMs as knowl-

edge bases to tackle the VQA task such as PICa [41] and PromptCap [17] etc. Other studies have focused on improving the alignment between LLMs and visual features, as seen in approaches like LLaVA [24] and BLIVA [16] etc. Recently, researchers have explored the integration of LLMs as auxiliary components for VLMs. For instance, Cola [4] utilizes LLMs to effectively coordinate multiple VLMs, capitalizing on their individual strengths and complementary capabilities. Similarly, IdealGPT [43] employs LLMs as questioners, generating sub-questions that facilitate reasoning about the main question. In an iterative fashion, LLMs serve as reasoners, assessing whether the answers to the sub-questions provide a suitable response to the main question. Woodpecker [42], on the other hand, employs LLMs to evaluate the output of VLMs and rectify any inaccuracies in their responses. While these approaches effectively leverage the performance of VLMs through the inclusion of LLMs, they still exhibit limitations in terms of interpretability, primarily due to their black-box-like output methodology.

3. Methodology

Our SIRI framework capitalizes on the knowledge of LLMs to facilitate a human-like top-down reasoning process. The overview of our SIRI framework is presented in Fig. 2. Specifically, the *Responder* agent assumes responsibility for generating responses to Question-Image pairs, presented in the form of answer candidates. The *Seeker* agent utilizes image information to actively seek out hypotheses that can effectively discriminate among the answer candidates. Finally, the *Integrator* agent combines the hypotheses provided by the *Seeker* agent with the answer candidates to arrive at a definitive answer for the given question.

3.1. The Responder Agent

The *Responder* agent is built upon a VLM to fulfill its role. It applies the VLM to handle various Question-Image pairs across different tasks. Moreover, the *Responder* agent is equipped to address the Captioning task by utilizing a specific prompt that is represented as a question. The generated caption can subsequently be utilized as image information for other agents within the framework.

By leveraging the capabilities of the VLM, the *Responder* agent generates answer candidates (referred to as A in Algorithm 1, in the form of text-probability pair). Given that the majority of answers in VQA tasks tend to be among the top-2 candidates, our framework specifically focuses on utilizing these top-2 candidates for VQA tasks. Detailed statistics regarding the utilization of the top-2 candidates can be found in supplementary material. The functionality of the *Responder* agent can be precisely formalized in Algorithm 1.

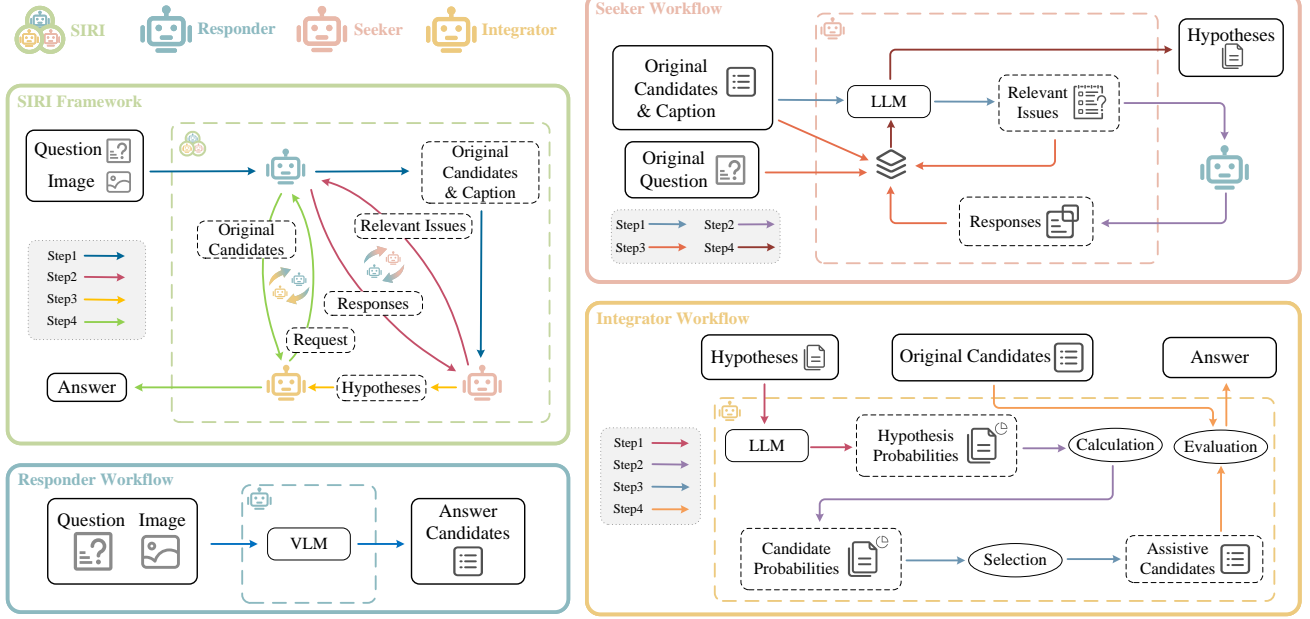


Figure 2. The SIRI framework and workflow of each agent. Our proposed multi-agent approach is depicted, showcasing the distinct functionalities of each agent. The *Responder* agent receives a Question-Image pair and generates answer candidates for the given question. Additionally, the *Responder* agent can also serve as a captioner, providing descriptive content for the image when presented with different types of questions. The *Seeker* agent leverages the original candidates (answer candidates of the original question) and the capabilities of LLMs to identify relevant issues. With assistance from the *Responder* agent, the *Seeker* agent obtains responses for each relevant issue, following the same format as the original candidates. Subsequently, the *Seeker* agent aggregates information from the responses, original candidates, and the image caption, generating diverse hypotheses of the original question. The *Integrator* agent utilizes the hypotheses from the *Seeker* agent and the LLMs’ ability to assign probabilities to hypotheses occurred in real-world scenarios. After calculation and selection operations, the *Integrator* agent evaluates the original candidates alongside the selected assistive candidates, ultimately delivering the final answer.

3.2. The Seeker Agent

The *Seeker* agent plays a critical role in generating formatted hypotheses that are converted from the original question and the relevant issues ($I_{relevant}$) with their corresponding answer candidates. Upon receiving the caption and original candidates, the *Seeker* agent first generates a set of relevant issues that are conceptually related to the original question. Through the *Responder*, the *Seeker* agent obtains responses for these relevant issues. By combining the relevant issues, responses, the original question with its answer candidates, and the image’s information, the *Seeker* agent generates hy-

potheses that are likely to occur in real-world scenarios. The formalization of the *Seeker* agent’s operations is shown in Algorithm 2.

Given the original candidates and the information of the

Algorithm 1: Responder

Data: Image Img , Question Q
Result: The top 2 answer candidates A

- 1 $Result \leftarrow VLM(Img, Q)$
- 2 $[a_1, \dots, a_n] \leftarrow [a \text{ for text, possibility in } Result]$
- 3 $A \leftarrow [a_i, a_j] = Top_2([a_1, \dots, a_n])$
- 4 **return** A

Algorithm 2: Seeker

Data: Image Img , Question Q ,
the description of Image $Caption$
Result: Hypotheses related to the Question H

- 1 $A_{original} \leftarrow Responder(Img, Q)$
- 2 $I_{relevant} \leftarrow [i_1, \dots, i_n] = LLM(A_{original}, Caption)$
- 3 **for** I in $I_{relevant}$ **do**
- 4 $Response \leftarrow Responder(Img, I)$
- 5 $hypothesis \leftarrow \text{Transform the Response into a hypothesis } LLM(I, A_{original}, Response, Q)$
- 6 $H.append(hypothesis)$
- 7 **end**
- 8 **return** H

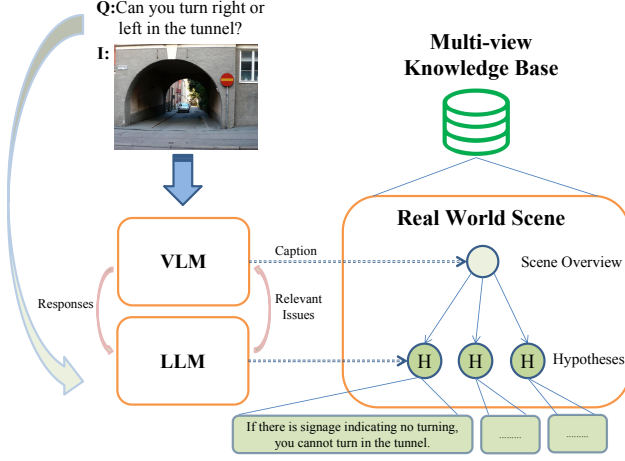


Figure 3. Multi-view Knowledge Base in *Seeker*. The illustration highlights the distinctive characteristics of Multi-view Knowledge in response to different questions and images. The construction of Multi-view Knowledge begins with a scene overview represented as a caption, providing a comprehensive understanding of the visual context. Subsequently, the knowledge encompasses diverse hypotheses that establish connections with the given scene and the relevant issues. The strength of the knowledge lies in its ability to integrate insights from both the image and the capabilities of the LLMs, resulting in a robust association between the knowledge and the question-image pair. Notably, the current implementation of SIRI selects a single node (i.e., one hypothesis) from the knowledge.

image, represented as captions, relevant issues are generated by LLM, which can distinguish the original candidates. Through the utilization of the LLM, the responses from the *Responder* agent (in the format of answer candidates) for the relevant issues can be translated into real-world hypotheses combined with the original question and its answer candidates.

Multi-view Knowledge Base. Our SIRI framework introduces a module called the Multi-view Knowledge Base within the *Seeker* agent, exploiting the potential of LLMs. As illustrated in Fig. 3, this Multi-view Knowledge Base module is constructed by organizing each hypothesis generated by the *Seeker* agent as a node under the scene overview. The scene overview represents the specific image’s information and serves as the root node. Since LLMs only accept text inputs, the *Seeker* agent utilizes the image’s caption to construct the scene overview. By incorporating this effective module that exhibits a strong relationship with both the question and the image, our SIRI framework achieves a top-down reasoning process and facilitates generating a more accurate VQA answer.

3.3. The Integrator Agent

The *Integrator* agent reasons and determines the final answer for the given original question, leveraging the Multi-view Knowledge Base provided by the *Seeker* agent along with the original candidates from *Responder*. As depicted in Algorithm 3, the *Integrator* agent initially utilizes the LLMs to obtain the probability of occurrence for each hypothesis shown as Eq. (1).

$$P_{hypothesis} = P(Q, A_{original} | Response, Caption) \quad (1)$$

Subsequently, through the calculation, these probabilities are transformed into candidate probabilities (represented as CP in Algorithm 3), which means a new set of probabilities for original candidates. Additionally, by applying a selection rule, the *Integrator* agent selects the most valuable hypothesis to get the assistive candidates. Finally, the *Integrator* agent generates the answer by merging the original candidates with the assistive candidates.

Image information for hypothesis probabilities estimating. It is important to note that the image information, such as the image context, has a profound influence on the estimation of probability. To illustrate this, consider the example where the original question is "Is the dog a house dog?" and the hypothesis is "A dog without a tag is a house dog." Initially, this hypothesis may receive a low probability because it is commonly believed that a wild dog would not have a tag. However, if the image scene information reveals "A dog sitting on a bed," the probability estimation may be incorrect because a house dog inside a house may not necessarily wear a tag. On the other hand, a dog sitting on a bed is more likely to be a house dog. Therefore, without the image scene information, the LLMs cannot provide an accurate probability for the hypothesis.

Algorithm 3: Integrator

Data: Original answer candidates $A_{original}$,
Hypotheses H
Result: The answer of Question Ans

```

1 for hypothesis in  $H$  do
2    $P \leftarrow$  Obtain the probability of the hypothesis
   occurring in the real world  $LLM(hypothesis)$ 
3    $CP \leftarrow calculation(hypothesis, P)$ 
4    $S.append(hypothesis, CP)$ 
5 end
6  $A_{assistive} \leftarrow selection(S)$ 
7  $a_0 = \alpha \times A_{original}[0] + (1 - \alpha) \times A_{assistive}[0]$ 
8  $a_1 = \alpha \times A_{original}[1] + (1 - \alpha) \times A_{assistive}[1]$ 
9  $Ans = max(a_0, a_1)$ 
10 return  $Ans$ 
```

Selection. The limited input type of the LLM restricts its access to the complete image information, resulting in certain hypotheses lacking a relationship to address the given question. Hence, it is crucial to identify hypotheses that establish a meaningful relationship with the image content. To address this challenge, we propose a selection rule aimed at discerning hypotheses that exhibit the strongest association with the original question. The details of the selection rule are described as follows:

- **Probabilities of each response.** Initially, we examine the difference in the probabilities of each response. If this difference is small, as mentioned in the above section, we conclude that a relevant issue may not have a correct response. Consequently, we exclude such relevant issues from further consideration.
- **Hypothesis probability.** Subsequently, we assess each hypothesis probability (P) associated with the remaining relevant issues. This evaluation is vital in determining whether a given relevant issue can successfully rectify the original candidates. If our probability-based analysis indicates that a relevant issue does not effectively aid in distinguishing the original candidates, we also discard it.
- **Disparity in its candidate probabilities.** Finally, among the relevant issues left over, we select the one with the largest disparity in its candidate probabilities (CP). The answer candidates of this chosen issue (called assistive candidates) are then utilized to refine the original answer ($A_{original}$).

4. Experiment

4.1. Datasets

To evaluate the effectiveness of our proposed method, we utilize three distinct VQA datasets: SNLI-VE [40], ScienceQA [25] and GQA [19]. SNLI-VE is a dataset proposed for the Visual Entailment task. Each sample in SNLI-VE is accompanied by a corresponding statement, and the objective is to determine the relationship between the statement and the image. ScienceQA draws upon elementary and high school science curricula, encompassing a diverse range of multimodal multiple-choice questions on various scientific topics. Lastly, GQA is specifically tailored to address the challenges of reasoning and combinatorial complexities encountered in real-world scenarios. By integrating these diverse datasets, our objective is to conduct a comprehensive evaluation of the efficacy of our proposed method.

4.2. Implementation Details

In our implementation, we adapt our method to state-of-the-art VLMs including BLIP-2 (BLIP-2 ViT-g FlanT5XL) and LLaVA (LLaVA-v1.5-13B). As for the LLM, we invoke the official API provided by OpenAI for GPT3.5-turbo. Specif-

ically, we set the parameter top-p to 1 and the temperature to 0.7. To better handle the response of LLM, we employ the in-context learning method to obtain responses formatted according to our design requirements.

Relevant Issues. To enhance the comprehension and generation of relevant issues related to the original question, we employ a well-designed prompt for LLM. We utilize the image captions as the contextual information for generating the relevant issues. We leverage image captions as contextual information to facilitate the generation of relevant issues. Our prompt consists of curated examples written by humans, each comprising four components: the original question, the original answer candidates, the corresponding image caption, and the relevant issues. By leveraging its commonsense reasoning capabilities, LLM comprehends the contextual information provided by the examples, enabling it to synthesize novel instances following the patterns exhibited in the human-written examples.

There are three fundamental components in the process of generating relevant issues for the original question: the original question itself, the original answer candidates, and the corresponding image caption. As an illustration, consider the following scenario: the original question is "Can this person hear the sound of crashing waves?", the original answer candidates are "Yes" and "No", and the corresponding image caption reads "Several people are rowing in small boats on a lake." Subsequently, the LLM generates relevant issues that establish a relationship with the original question within this specific image context, such as "Is there any indication of water splashing or waves in the image?" and "Are the people wearing any ear protection or headphones?"

Hypothesis. The hypothesis is a declarative sentence that indicates the validity of an answer for the original question when the answer holds true for a relevant issue. In this step, an example input for the LLM consists of four components: the original question ("Can you turn right or left in the tunnel?"), the answer candidates for the original question ("no, yes"), the relevant issue ("Is there any signage indicating no turning?"), and the response to the relevant issue ("yes, no"). The desired output for this scenario would be as follows: ("If there is signage indicating no turning, you cannot turn in the tunnel.", "If there is no signage indicating no turning, you cannot turn in the tunnel.", "If there is signage indicating no turning, you can turn in the tunnel.", "If there is no signage indicating no turning, you can turn in the tunnel.").

Hypothesis Probability. Once the hypotheses have been transformed, the next step is to determine the occurrence probability of each hypothesis in the real world. It is crucial to obtain an unbiased probability estimate from LLM. In this step, the scene information, such as the image context, also plays a significant role in influencing the probability.

To illustrate this, consider the example where the original question is "Is the dog a house dog?" and the hypothesis is "A dog without a tag is a house dog." Initially, this hypothesis may receive a low probability because it is commonly believed that a wild dog would not have a tag. However, if the image scene information reveals "A dog sitting on a bed," the probability estimation may be incorrect because a house dog inside a house may not necessarily wear a tag. On the other hand, a dog sitting on a bed is more likely to be a house dog. Therefore, without the image scene information, the LLMs cannot provide an accurate probability for the hypotheses.

Evaluation. The process of "Evaluation" involves recalculating the probabilities of the original question answer candidates using the chosen hypothesis. A higher score for the top-ranked answer candidate indicates a greater likelihood of correctness. Evaluation is unnecessary when there is a significant discrepancy between the top two candidates. By assigning weight factors to the answer candidates and responses from the original question and relevant issues, a new set of probabilities is derived. The answer candidate with the highest probability is then selected as the final answer.

4.3. Comparisons and Analyses

To justify the superiority of our SIRI framework, we conducted our experiments on various datasets as well as various VLMs under a fair comparison, following the official setting in [21, 24]. Some cases of SIRI are shown in Fig. 4.

SNLI-VE. To manage the cost associated with accessing GPT-3.5-turbo, we adopt a random sampling approach and select 3000 samples from the test split of SNLI-VE, categorized by type of answer. Notably, SNLI-VE is a multiple-choice dataset, and as such, we augment each question by incorporating the provided options as part of the prompt for VLMs. The results are presented in Tab. 1.

ScienceQA. The results for ScienceQA are presented in Tab. 2. Our analysis primarily concentrates on the performance of VLMs, so we use the samples that incorporate both image and text inputs in the test split. Similar to SNLI-VE, ScienceQA is also a multiple-choice dataset, and therefore, we employ the same question strategy as employed for SNLI-VE when handling this dataset.

GQA. Tab. 3 shows the results of GQA. We use the full test-dev balance dataset, which is the most commonly used one. We compare the result with the state-of-the-art models both in a supervised setting and a zero-shot setting. We note, however, that the effect may not be seen as significant; we believe this is because GQA needs more perception ability to answer the question, which relies on the VLMs. We discuss this in the Sec. 5

Across all datasets, SIRI demonstrates superior performance on BLIP-2 compared to LLaVA. This discrepancy

Methods		SNLI-VE Acc.(%)
Random Guess		33.3
Sup.	EVE-Image [40]	71.2
	UNITER-large [5]	79.4
	Villa-large [10]	80.0
	UNIMO-large [22]	80.6
ZS.	BLIP-2 ViT-g FlanT5XL [21]	53.3
	BLIP-2 ViT-g FlanT5XL+SIRI (Ours)	55.0
	LLaVA [24]	54.4
	LLaVA+SIRI (Ours)	55.7

Table 1. The quantitative comparison on the SNLI-VE dataset. "ZS." denotes the zero-shot setting, "Sup." implies the supervised training setting.

Methods		ScienceQA Acc.(%)
Random Guess		28.7
BLIP-2 ViT-g FlanT5XL [21]		62.9
BLIP-2 ViT-g FlanT5XL+SIRI (Ours)		64.4
LLaVA [24]		71.6
LLaVA+SIRI(Ours)		72.0

Table 2. ScienceQA Result. We use the samples in the test set that have images.

Methods		GQA Acc.(%)
Sup.	LGCN [15]	55.8
	LXMERT [32]	60.0
	NSM [18]	63.0
	CRF [28]	72.1
ZS.	BLIP-2 ViT-g FlanT5XL [21]	44.0
	BLIP-2 ViT-g FlanT5XL+SIRI(Ours)	44.3
	LLaVA [24]	63.4
	LLaVA+SIRI(Ours)	63.5

Table 3. GQA Result. We report the accuracy on the whole test-dev-balance. "ZS." denotes the zero-shot setting, "Sup." implies the supervised training setting.

can be attributed to LLaVA’s exceptional capabilities in both perception and reasoning for VQA, as evidenced by its commendable performance on diverse VQA benchmark datasets. As a result, a more advanced VLM such as LLaVA may have already acquired a comprehensive understanding of the latent relationship between relevant issues and the original question, leaving limited room for SIRI to enhance performance by providing additional relevant issues.

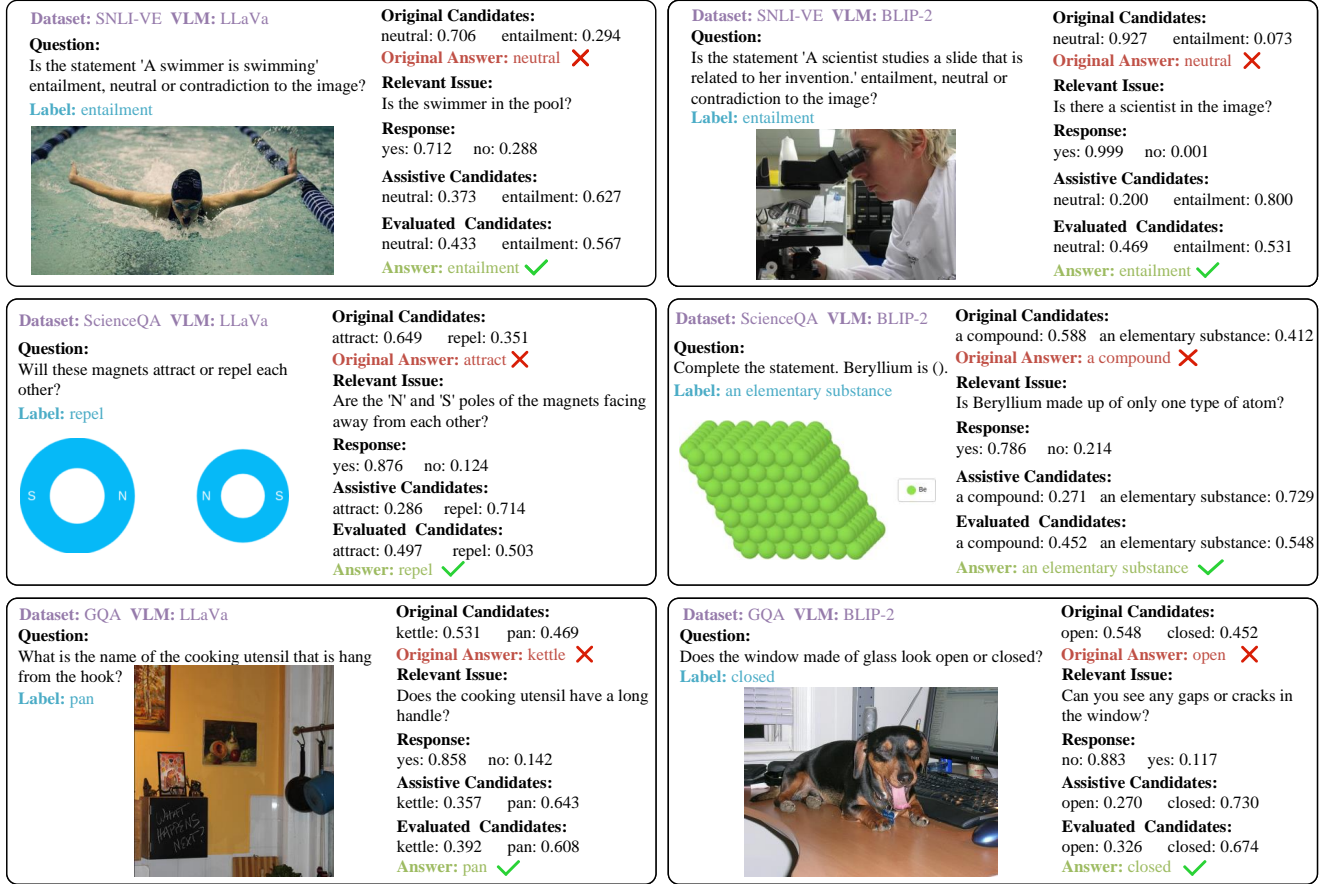


Figure 4. Examples of VQA Tasks in our SIRI. For all these samples, VLMs fail to provide the correct answer using only perception-based methods. However, through the collaborative efforts of the three agents in our SIRI, notable advancements are observed. The *Seeker* agent identifies relevant issues and utilizes the *Responder* agent to obtain responses, while the *Integrator* agent employs an explicit top-down approach that closely mimics human reasoning, resulting in accurate answers. These samples encompass cases from diverse datasets, including SNLI-VE, ScienceQA, and GQA, with VLMs represented by BLIP-2 and LLaVa.

5. Discussion

Perception and Reasoning. Perception and Reasoning play integral roles in visual tasks, where a comprehensive understanding of both is essential for addressing various questions. Nevertheless, it is important to recognize that the demands for perception and reasoning may vary across different types of questions. For instance, certain questions necessitate a robust perceptual ability, where the answers heavily rely on extracting relevant information from the visual content. Conversely, other questions prioritize reasoning skills, as the image content alone may not provide a direct answer. In such cases, the model must not only comprehend the visual content but also integrate external knowledge to infer the question effectively.

Multi-view Knowledge Base. In this work, we propose the construction of a novel Multi-view Knowledge Base through the utilization of LLMs. In SIRI, the *Integrator* agent utilizes only one hypothesis per original question. However, it is worthwhile to explore the deeper layers of

the knowledge. For instance, LLMs can generate additional relevant issues based on the existing knowledge, which can establish a more contextual relationship with the original question. By leveraging the existing relevant issues and their corresponding response, these newly generated relevant issues can offer a more nuanced hypothesis on the original question.

Limitation. The experimental results presented in Sec. 4 demonstrate that SIRI achieves superior performance on SNLI-VE and ScienceQA compared to the GQA. This performance discrepancy can be attributed to the inherent limitations of LLMs. LLMs only process textual input and lack the ability to incorporate visual perception information. As a result, the GQA, which heavily relies on visual perception for answering questions, poses a challenge for SIRI. We address this limitation by utilizing image captions as a representation of the image content, enabling LLMs to generate more contextually relevant issues. However, it is important to acknowledge that captions may sometimes be inaccurate or lack a strong association with the specific question being

addressed. Consequently, the lack of direct access to image content for LLMs poses a significant limitation for SIRI.

6. Conclusion

In this paper, we presented SIRI, a novel multi-agent collaboration framework for VQA. Our SIRI leverages the knowledge of LLMs to facilitate a top-down reasoning process, mirroring human cognition. Comprising three distinct agents: *Responder*, *Seeker*, and *Integrator*, SIRI effectively seeks new evidence and constructs the Multi-view Knowledge Base within a specific visual scene. Experimental results demonstrate the significant performance enhancement of diverse VLMs across various VQA datasets.

References

- [1] Jean-Baptiste Alayrac, Jeff Donahue, Pauline Luc, Antoine Miech, Iain Barr, Yana Hasson, Karel Lenc, Arthur Mensch, Katherine Millican, Malcolm Reynolds, et al. Flamingo: a visual language model for few-shot learning. *Advances in Neural Information Processing Systems*, 35:23716–23736, 2022. 1, 3
- [2] Jinze Bai, Shuai Bai, Shusheng Yang, Shijie Wang, Sinan Tan, Peng Wang, Junyang Lin, Chang Zhou, and Jingren Zhou. Qwen-vl: A frontier large vision-language model with versatile abilities. *arXiv preprint arXiv:2308.12966*, 2023. 3
- [3] Tom Brown, Benjamin Mann, Nick Ryder, Melanie Subbiah, Jared D Kaplan, Prafulla Dhariwal, Arvind Neelakantan, Pranav Shyam, Girish Sastry, Amanda Askell, et al. Language models are few-shot learners. *Advances in neural information processing systems*, 33:1877–1901, 2020. 1, 3
- [4] Liangyu Chen, Bo Li, Sheng Shen, Jingkang Yang, Chunyuan Li, Kurt Keutzer, Trevor Darrell, and Ziwei Liu. Large language models are visual reasoning coordinators. *Advances in Neural Information Processing Systems*, 2023. 3
- [5] Yen-Chun Chen, Linjie Li, Licheng Yu, Ahmed El Kholy, Faisal Ahmed, Zhe Gan, Yu Cheng, and Jingjing Liu. Uniter: Universal image-text representation learning. In *ECCV*, 2020. 7
- [6] Hyung Won Chung, Le Hou, Shayne Longpre, Barret Zoph, Yi Tay, William Fedus, Yunxuan Li, Xuezhi Wang, Mostafa Dehghani, Siddhartha Brahma, et al. Scaling instruction-finetuned language models. *arXiv preprint arXiv:2210.11416*, 2022. 1
- [7] Wenliang Dai, Junnan Li, Dongxu Li, Anthony Meng Huat Tiong, Junqi Zhao, Weisheng Wang, Boyang Li, Pascale Fung, and Steven Hoi. Instructblip: Towards general-purpose vision-language models with instruction tuning, 2023. 3
- [8] Alexey Dosovitskiy, Lucas Beyer, Alexander Kolesnikov, Dirk Weissenborn, Xiaohua Zhai, Thomas Unterthiner, Mostafa Dehghani, Matthias Minderer, Georg Heigold, Sylvain Gelly, et al. An image is worth 16x16 words: Transformers for image recognition at scale. *arXiv preprint arXiv:2010.11929*, 2010. 1
- [9] Yilun Du, Shuang Li, Antonio Torralba, Joshua B Tenenbaum, and Igor Mordatch. Improving factuality and reasoning in language models through multiagent debate. *arXiv preprint arXiv:2305.14325*, 2023. 3
- [10] Zhe Gan, Yen-Chun Chen, Linjie Li, Chen Zhu, Yu Cheng, and Jingjing Liu. Large-scale adversarial training for vision-and-language representation learning. In *NeurIPS*, 2020. 7
- [11] Difei Gao, Lei Ji, Luowei Zhou, Kevin Qinghong Lin, Joya Chen, Zihan Fan, and Mike Zheng Shou. Assistgpt: A general multi-modal assistant that can plan, execute, inspect, and learn. *arXiv preprint arXiv:2306.08640*, 2023. 3
- [12] François Gardères, Maryam Ziaeeafard, Baptiste Abeloos, and Freddy Lecue. Conceptbert: Concept-aware representation for visual question answering. In *Findings of the Association for Computational Linguistics: EMNLP 2020*, pages 489–498, 2020. 1, 3
- [13] Liangke Gui, Borui Wang, Qiuyuan Huang, Alex Hauptmann, Yonatan Bisk, and Jianfeng Gao. Kat: A knowledge augmented transformer for vision-and-language. *arXiv preprint arXiv:2112.08614*, 2021. 2
- [14] Tanmay Gupta and Aniruddha Kembhavi. Visual programming: Compositional visual reasoning without training. In *Proceedings of the IEEE/CVF Conference on Computer Vision and Pattern Recognition*, pages 14953–14962, 2023. 3
- [15] Ronghang Hu, Anna Rohrbach, Trevor Darrell, and Kate Saenko. Language-conditioned graph networks for relational reasoning. In *Proceedings of the IEEE/CVF international conference on computer vision*, pages 10294–10303, 2019. 7
- [16] Wenbo Hu, Yifan Xu, Yi Li, Weiyue Li, Zeyuan Chen, and Zhuowen Tu. Bliva: A simple multimodal llm for better handling of text-rich visual questions, 2023. 3
- [17] Yushi Hu, Hang Hua, Zhengyuan Yang, Weijia Shi, Noah A Smith, and Jiebo Luo. Promptcap: Prompt-guided task-aware image captioning. *arXiv preprint arXiv:2211.09699*, 2022. 2, 3
- [18] Drew Hudson and Christopher D Manning. Learning by abstraction: The neural state machine. *Advances in Neural Information Processing Systems*, 32, 2019. 7
- [19] Drew A Hudson and Christopher D Manning. Gqa: A new dataset for real-world visual reasoning and compositional question answering. In *Proceedings of the IEEE/CVF conference on computer vision and pattern recognition*, pages 6700–6709, 2019. 6, 1
- [20] Junnan Li, Dongxu Li, Caiming Xiong, and Steven Hoi. Blip: Bootstrapping language-image pre-training for unified vision-language understanding and generation. In *ICML*, 2022. 3
- [21] Junnan Li, Dongxu Li, Silvio Savarese, and Steven Hoi. Blip-2: Bootstrapping language-image pre-training with frozen image encoders and large language models. *arXiv preprint arXiv:2301.12597*, 2023. 3, 7, 1
- [22] Wei Li, Can Gao, Guocheng Niu, Xinyan Xiao, Hao Liu, Jiachen Liu, Hua Wu, and Haifeng Wang. Unimo: Towards unified-modal understanding and generation via cross-modal contrastive learning. *arXiv preprint arXiv:2012.15409*, 2020. 7

- [23] Yanzhe Lin, Yujia Xie, Dongdong Chen, Yichong Xu, Chengguang Zhu, and Lu Yuan. Revive: Regional visual representation matters in knowledge-based visual question answering. *Advances in Neural Information Processing Systems*, 35:10560–10571, 2022. 2
- [24] Haotian Liu, Chunyuan Li, Qingyang Wu, and Yong Jae Lee. Visual instruction tuning. *arXiv preprint arXiv:2304.08485*, 2023. 3, 7, 1
- [25] Pan Lu, Swaroop Mishra, Tanglin Xia, Liang Qiu, Kai-Wei Chang, Song-Chun Zhu, Oyvind Tafjord, Peter Clark, and Ashwin Kalyan. Learn to explain: Multimodal reasoning via thought chains for science question answering. *Advances in Neural Information Processing Systems*, 35:2507–2521, 2022. 6, 1
- [26] Kenneth Marino, Xinlei Chen, Devi Parikh, Abhinav Gupta, and Marcus Rohrbach. Krisp: Integrating implicit and symbolic knowledge for open-domain knowledge-based vqa. In *Proceedings of the IEEE/CVF Conference on Computer Vision and Pattern Recognition*, pages 14111–14121, 2021. 1, 3
- [27] Medhini Narasimhan, Svetlana Lazebnik, and Alexander Schwing. Out of the box: Reasoning with graph convolution nets for factual visual question answering. *Advances in neural information processing systems*, 31, 2018. 1, 3
- [28] Binh X Nguyen, Tuong Do, Huy Tran, Erman Tjiputra, Quang D Tran, and Anh Nguyen. Coarse-to-fine reasoning for visual question answering. In *Proceedings of the IEEE/CVF Conference on Computer Vision and Pattern Recognition*, pages 4558–4566, 2022. 7
- [29] Joon Sung Park, Joseph C O’Brien, Carrie J Cai, Meredith Ringel Morris, Percy Liang, and Michael S Bernstein. Generative agents: Interactive simulacra of human behavior. *arXiv preprint arXiv:2304.03442*, 2023. 3
- [30] Zhenwei Shao, Zhou Yu, Meng Wang, and Jun Yu. Prompting large language models with answer heuristics for knowledge-based visual question answering. In *Proceedings of the IEEE/CVF Conference on Computer Vision and Pattern Recognition*, pages 14974–14983, 2023. 1, 2
- [31] Dídac Surís, Sachit Menon, and Carl Vondrick. Vipergpt: Visual inference via python execution for reasoning. *arXiv preprint arXiv:2303.08128*, 2023. 3
- [32] Hao Tan and Mohit Bansal. Lxmert: Learning cross-modality encoder representations from transformers. *arXiv preprint arXiv:1908.07490*, 2019. 7
- [33] Ziyi Tang, Ruilin Wang, Weixing Chen, Keze Wang, Yang Liu, Tianshui Chen, and Liang Lin. Towards causalgpt: A multi-agent approach for faithful knowledge reasoning via promoting causal consistency in llms. *arXiv preprint arXiv:2308.11914*, 2023. 2
- [34] Hugo Touvron, Thibaut Lavril, Gautier Izacard, Xavier Martinet, Marie-Anne Lachaux, Timothée Lacroix, Baptiste Rozière, Naman Goyal, Eric Hambro, Faisal Azhar, et al. Llama: Open and efficient foundation language models. *arXiv preprint arXiv:2302.13971*, 2023. 1, 3
- [35] Hugo Touvron, Louis Martin, Kevin Stone, Peter Albert, Amjad Almahairi, Yasmine Babaei, Nikolay Bashlykov, Soumya Batra, Prajwal Bhargava, Shrutu Bhosale, et al. Llama 2: Open foundation and fine-tuned chat models. *arXiv preprint arXiv:2307.09288*, 2023. 1, 3
- [36] Denny Vrandečić and Markus Krötzsch. Wikidata: a free collaborative knowledgebase. *Communications of the ACM*, 57(10):78–85, 2014. 3
- [37] Lei Wang, Chen Ma, Xueyang Feng, Zeyu Zhang, Hao Yang, Jingsen Zhang, Zhiyuan Chen, Jiakai Tang, Xu Chen, Yankai Lin, et al. A survey on large language model based autonomous agents. *arXiv preprint arXiv:2308.11432*, 2023. 3
- [38] Lei Wang, Wanyu Xu, Yihuai Lan, Zhiqiang Hu, Yunshi Lan, Roy Ka-Wei Lee, and Ee-Peng Lim. Plan-and-solve prompting: Improving zero-shot chain-of-thought reasoning by large language models. *arXiv preprint arXiv:2305.04091*, 2023. 2
- [39] Zhenhailong Wang, Shaoguang Mao, Wenshan Wu, Tao Ge, Furu Wei, and Heng Ji. Unleashing cognitive synergy in large language models: A task-solving agent through multi-persona self-collaboration. *arXiv preprint arXiv:2307.05300*, 2023. 3
- [40] Ning Xie, Farley Lai, Derek Doran, and Asim Kadav. Visual entailment: A novel task for fine-grained image understanding. *arXiv preprint arXiv:1901.06706*, 2019. 6, 7, 1
- [41] Zhengyuan Yang, Zhe Gan, Jianfeng Wang, Xiaowei Hu, Yumao Lu, Zicheng Liu, and Lijuan Wang. An empirical study of gpt-3 for few-shot knowledge-based vqa. In *Proceedings of the AAAI Conference on Artificial Intelligence*, pages 3081–3089, 2022. 2, 3
- [42] Shukang Yin, Chaoyou Fu, Sirui Zhao, Tong Xu, Hao Wang, Dianbo Sui, Yunhang Shen, Ke Li, Xing Sun, and Enhong Chen. Woodpecker: Hallucination correction for multimodal large language models. *arXiv preprint arXiv:2310.16045*, 2023. 3
- [43] Haoxuan You, Rui Sun, Zhecan Wang, Long Chen, Gengyu Wang, Hammad A Ayyubi, Kai-Wei Chang, and Shih-Fu Chang. Idealgpt: Iteratively decomposing vision and language reasoning via large language models. *arXiv preprint arXiv:2305.14985*, 2023. 3
- [44] Hongming Zhang, Xin Liu, Haojie Pan, Yangqiu Song, and Cane Wing-Ki Leung. Aser: A large-scale eventuality knowledge graph. In *Proceedings of the web conference 2020*, pages 201–211, 2020. 3
- [45] Mingchen Zhuge, Haozhe Liu, Francesco Faccio, Dylan R Ashley, Róbert Csordás, Anand Gopalakrishnan, Abdullah Hamdi, Hasan Abed Al Kader Hammoud, Vincent Hermann, Kazuki Irie, et al. Mindstorms in natural language-based societies of mind. *arXiv preprint arXiv:2305.17066*, 2023. 3

Towards Top-Down Reasoning: An Explainable Multi-Agent Approach for Visual Question Answering

Supplementary Material

We highly recommend watching the supplementary video, as it comprehensively demonstrates the collaborative processes employed by the three agents within our proposed SIRI framework.

7. Statistical Analysis

In the **Methodology** section of the submitted paper, we outlined our proposed SIRI framework. Currently, our framework exclusively utilizes the top-2 original candidates. Meanwhile, we acknowledge that the responses for issues may also be not accurate. Consequently, we conducted exploratory experimental analyses to solve these two concerns.

Upper limit of Acc of Top-2 original candidates. We conducted a statistical analysis to assess the upper limit of acc achievable by the top-2 original candidates. Specifically, we examined the accuracy when the correct answer resides within the top-2 original candidates, rather than being limited to the top-1 candidate. This statistical evaluation serves to quantify the performance ceiling of the current SIRI strategy. The obtained results are presented in Tab. 5. Based on the statistical findings, we can deduce that despite considering only the top-2 answer candidates within the current SIRI framework, there remains substantial room for improvement.

Furthermore, it remains worthwhile to explore the inclusion of additional answer candidates within the SIRI framework. Nonetheless, it is important to acknowledge that such an extension comes with an exponential increase in associated costs, encompassing considerations related to issues, responses, and other facets.

Original candidates Top-2 difference. The concept of original candidates’ top-2 difference refers to the disparity in scores between the top-1 candidate and the top-2 candidate generated by the VLMs. Statistical results obtained from GQA and ScienceQA datasets using BLIP-2 are presented in Tab. 4. From these findings, the following conclusion can be drawn: When the VLMs provide the correct answer (i.e., the first candidate is the correct answer), the difference between the top-2 original candidates is larger compared to cases where the VLMs fail to produce the correct answer. This observation suggests that VLMs exhibit greater confidence when generating accurate responses. Conversely, VLMs tend to display less confidence when generating incorrect answers.

In accordance with this statistical analysis, we employ the discrepancy in scores of the top-k candidates as thresh-

olds for filtering the questions. This process enables us to determine which questions require evaluation and which question’s answer candidates can be considered reliable and trustworthy.

8. VLMs Instruction

Our instructions used for inference of BLIP-2 [21] and LLaVA [24] are as follows:

GQA [19] <Image>Question: {}. Short Answer:

ScienceQA [25] <Image>Context: {}. Question: {} Options: {}. Answer: give me the Options number

SNLI-VE [40] <Image>Is the statement {} entailment, neutral or contradiction to the image?

9. Prompts

We provide our prompts in the SIRI framework for invoking GPT3.5 turbo [3].

Prompt for Relevant Issues. A uniform prompt is employed to extract relevant issues. To enhance LLM’s comprehension of the connection between the relevant issues and the original question. Specifically, we incorporate ”Assistive questions” within the prompt instead of ”Relevant issues.” The prompt is illustrated in Fig. 5.

Prompts for Hypothesis. We represent each hypothesis as a statement within our proposed SIRI framework. The prompt utilized for the ScienceQA dataset is depicted in Fig. 6, while the prompt employed for the GQA and SNLI-VE is illustrated in Fig. 7.

Prompts for Hypothesis Probabilities. The prompt for the ScienceQA is shown in Fig. 8. The prompt used for the GQA and SNLI-VE is illustrated in Fig. 9.

Dataset	Top-1 Correct	Top-2 Correct
GQA	2.68	1.92
ScienceQA	0.15	0.05

Table 4. Results of the difference in scores between the top-2 answer candidates for both GQA and ScienceQA given by BLIP-2.

Dataset	Top-1 Acc%	Top-2 Acc%
GQA	44.2	67.6
ScienceQA	62.9	86.7

Table 5. Results of top-2 acc for both GQA and ScienceQA given by BLIP-2.

Relevant issues:

You are an expert at asking questions. In order to determine the answer to a question, you need to come up with assistive questions based on this question and its candidate answers. These assistive questions should be related to visual cues. These assistive questions should be able to significantly differentiate between candidate answers in combination with their answers.

Question: Can you turn right or left in the tunnel?

Caption: a car driving down a street with a stop sign.

Candidate answers: Yes, No

Assistive questions: ["Are there any Availability of no turning signs."]

Question: What is the background metal structure?

Caption: a train on a train track.

Candidate answers: station, platform

Assistive questions: ["Is this metal structure long or short?", "Is there a railroad next to the metal structure?"]

Question: Is this a tour bus?

Caption: a bus parked in a parking lot.

Candidate answers: No, Yes

Assistive questions: ["Does this bus have large windows?", "Are there any logos on this bus?"]

Question: Are the vehicles driving towards the cameras?

Caption: a pedestrian crossing a busy street in an asian city.

Candidate answers: No, Yes

Assistive questions: ["Can you see that the headlights are on?", "Can you see the front of the car?"]

Question: Is the wind blowing?

Caption: a person on skis.

Candidate answers: Yes, No

Assistive questions: ["Are there any moving trees or plants?", "Is there any flying debris here?"]

Question: Is this a large jet?

Caption: a plane parked in a hangar.

Candidate answers: Yes, No

Assistive questions: ["Does this airplane have more than one engine?", "Does this airplane have a T-tail or a swept-back tail fin?"]

Question: What is the color of the device?

Caption: a donut sitting on a table next to a laptop.

Candidate answers: White, Black

Assistive questions: ["Is this device reflective?"]

Question: What material is the cup?

Caption: a man taking a picture of himself in a mirror.

Candidate answers: Glass, Plastic

Assistive questions: ["Is this cup transparent?", "Is the surface of the cup smooth?"]

Question: What kind of clothing is this?

Caption: a woman holding a box of donuts.

Candidate answers: Jacket, Coat

Assistive questions: ["Does this clothing look loose?"]

Question: Which continent is highlighted?

Caption: the world map with green areas.

Candidate answers: South America , Asia

Assistive questions: ["Is the highlighted area South America?", "Is the highlighted area Asia?"]

Question: What is the capital of Maine?

Caption: new england on a green map.

Candidate answers: Portland , Augusta

Assistive questions: ["Is Portland the capital of Maine?", "Is Augusta the capital of Maine?"]

Question: Will these magnets draw towards each other or push away from each other?

Caption: the word snn on a blue and white background

Candidate answers: draw towards, push away

Assistive questions: ["If the magnets have the 'N' or 'S' in opposite directions?"]

Question: Which of the models of molecules below is elementary substance?

Caption: four different types of molecules.

Candidate answers: silane, nitrogen

Assistive questions: ["Is there only one type of atom in silane?", "Is there only one type of atom in nitrogen?"]

Question: Think about the magnetic force between the magnets in each pair. Which of the following statements is true?

Caption: two squares with a square in the middle and a square in the middle.

Candidate answers: The magnitude of the magnetic force is greater in Pair 1, The magnitude of the magnetic force is greater in Pair 2

Assistive questions: ["Are the magnets in Pair 1 closer together than the magnets in Pair 2?", "Which pair of magnets has a smaller distance between them?"]

Figure 5. Prompt for Relevant Issues

Hypothesis:

You are a linguist. You need to convert one question, and its answers, into four statements according to the order of the answers based on a priori question, and its answers. In the statement, the priori question should become conditional on another question. You only need to complete the conversion and do not need to consider whether the converted statement is incorrect or contrary to fact. Note that you have to output in the format of the given examples.

Question: Can you turn right or left in the tunnel?
Question Answers: No, Yes
Priori Question: Are there any availability of no turning signs?
Priori Answers: Yes, No
Statements: {"Question Answer: no":{"Priori Answer: yes":"Tunnel with no turning signs does not allow turning in tunnels.", "Priori Answer: no":"Tunnel without no turning signs does not allow turning in tunnels."}, "Question Answer: yes":{"Priori Answer: yes":"Tunnel with no turning signs allows turning in tunnels.", "Priori Answer: no": "Tunnel without no turning signs allows turning in tunnels."}}

Question: Was this picture taken during the day?
Question Answers: Yes, No
Priori Question: Is there any visible sunlight in the picture?
Priori Answers: Yes, No
Statements: {"Question Answer: yes":{"Priori Answer: yes":"A picture with visible sunlight is taken during the day.", "Priori Answer: no":"A picture without visible sunlight is taken during the day."}, "Question Answer: no":{"Priori Answer: yes":"A picture with visible sunlight is not taken during the day.", "Priori Answer: no":"A picture without visible sunlight is not taken during the day."}}

Question: What is the background metal structure?
Question Answers: station, platform
Priori Question: Is there a railroad next to the metal structure?
Priori Answers: No, Yes
Statements: {"Question Answer: station":{"Priori Answer: no":"A metal structure that is not next to a railroad is a station.", "Priori Answer: yes":"A metal structure next to a railroad is a station."}, "Question Answer: platform":{"Priori Answer: no":"A metal structure that is not next to a railroad is a platform.", "Priori Answer: yes":"A metal structure next to a railroad is a platform."}}

Question: Is this a tour bus?
Question Answers: Yes, No
Priori Question: Are there any logos on this bus?
Priori Answers: Yes, No
Statements: {"Question Answer: yes":{"Priori Answer: yes":"A bus with logos is a tour bus.", "Priori Answer: no":"A bus without logos is a tour bus."}, "Question Answer: no":{"Priori Answer: yes":"A bus with logos is not a tour bus.", "Priori Answer: no":"A bus without logos is not a tour bus."}}

Question: What is the girl about to do?
Question Answers: play baseball, hit the ball
Priori Question: Is the girl in a batting stance?
Priori Answers: No, Yes
Statements: {"Question Answer: play baseball":{"Priori Answer: no":"The girl that not in a batting stance is about to play baseball.", "Priori Answer: yes":"The girl that in a batting stance is about to play baseball."}, "Question Answer: hit the ball":{"Priori Answer: no":"The girl that no in a batting stance is about to hit the ball.", "Priori Answer: yes":"The girl that in a batting stance is about to hit the ball."}}

Question: Are the giraffes male or female?
Question Answers: male, female
Priori Question: Do the giraffes have horns?
Priori Answers: No, Yes
Statements: {"Question Answer: male":{"Priori Answer: no":"Giraffes without horns are male.", "Priori Answer: yes":"Giraffes with horns are male."}, "Question Answer: female":{"Priori Answer: no":"Giraffes without horns are female.", "Priori Answer: yes":"Giraffes with horns are female."}}

Question: Is it cloudy?
Question Answers: No, Yes
Priori Question: Is the sky covered with clouds?
Priori Answers: Yes, No
Statements: {"Question Answer: no":{"Priori Answer: yes": "A sky covered with clouds is not cloudy", "Priori Answer: no":"A sky not covered with clouds is not cloudy"}, "Question Answer: yes":{"Priori Answer: yes":"A sky covered with clouds is cloudy.", "Priori Answer: no":"A sky not covered with clouds is cloudy."}}

Question: what material is the cup above the sink?
Question Answers: glass, plastic
Priori Question: Is this cup above the sink transparent?
Priori Answers: No, Yes
Statements: {"Question Answer: glass":{"Priori Answer: no":"An opaque cup is made of glass.", "Priori Answer: yes":"A transparent cup is made of glass."}, "Question Answer: plastic":{"Priori Answer: no":"An opaque cup is made of plastic.", "Priori Answer: yes":"A transparent cup is made of plastic."}}

Figure 6. Prompt for Hypothesis in ScienceQA

Hypothesis:

You are a linguist. You need to convert one question, and its answers, into four statements according to the order of the answers based on a priori question, and its answers. In the statement, the priori question should become conditional on another question. You only need to complete the conversion and do not need to consider whether the converted statement is incorrect or contrary to fact. Note that you have to output in the format of the given examples.

Question: Can you turn right or left in the tunnel?

Question Answers: No, Yes

Priori Question: Is there any signage of no turning?

Priori Answers: Yes, No

Statements: {"Question Answer: no":{"Priori Answer: yes":"If there is signage of no turning, you cannot turn in the tunnel.", "Priori Answer: no":"If there is not any signage of no turning, you cannot turn in the tunnel."}, "Question Answer: yes":{"Priori Answer: yes":"If there is signage of no turning, you can turn in the tunnel.", "Priori Answer: no": "If there is not any signage of no turning, you can turn in the tunnel."}}

Question: Was this picture taken during the day?

Question Answers: Yes, No

Priori Question: Is there any visible sunlight in the picture?

Priori Answers: Yes, No

Statements: {"Question Answer: yes":{"Priori Answer: yes":"If there is visible sunlight in the picture, this picture was taken during the day.", "Priori Answer: no":"If there is no visible sunlight in the picture, this picture was taken during the day."}, "Question Answer: no":{"Priori Answer: yes":"If there is visible sunlight in the picture, this picture was not taken during the day.", "Priori Answer: no":"If there is no visible sunlight in the picture, this picture was not taken during the day."}}

Question: What is the background metal structure?

Question Answers: station, platform

Priori Question: Is there a railroad next to the metal structure?

Priori Answers: No, Yes

Statements: {"Question Answer: station":{"Priori Answer: no":"If there is no railroad next to the metal structure, the background metal structure is a station.", "Priori Answer: yes":"If there is a railroad next to the metal structure, the background metal structure is a station."}, "Question Answer: platform":{"Priori Answer: no":"If there is no railroad next to the metal structure, the background metal structure is a platform.", "Priori Answer: yes":"If there is a railroad next to the metal structure, the background metal structure is a platform."}}

Question: What is the girl about to do?

Question Answers: play baseball, hit the ball

Priori Question: Is the girl in a batting stance?

Priori Answers: Yes, No

Statements: {"Question Answer: play baseball":{"Priori Answer: yes":"If the girl is in a batting stance, the girl is about to play baseball.", "Priori Answer: no":"If the girl is not in a batting stance, the girl is about to play baseball."}, "Question Answer: hit the ball":{"Priori Answer: yes":"If the girl is in a batting stance, the girl is about to hit the ball.", "Priori Answer: no":"If the girl is not in a batting stance, the girl is about to hit the ball."}}

Question: Is it cloudy?

Question Answers: Yes, No

Priori Question: Is the sky covered with clouds?

Priori Answers: No, Yes

Statements: {"Question Answer: yes":{"Priori Answer: no": "If the sky is not covered with clouds, it is cloudy.", "Priori Answer: yes":"If the sky is covered with clouds, it is cloudy."}, "Question Answer: no":{"Priori Answer: no":"If the sky is not covered with clouds, it is not cloudy.", "Priori Answer: yes":"If the sky is covered with clouds, it is not cloudy."}}

Question: Is the following statement about our solar system true or false? The smallest planet is made mainly of rock.

Question Answers: false, true

Priori Question: What is the composition of the smallest planet in our solar system?

Priori Answers: rock, gas

Statements: {"Question Answer: false":{"Priori Answer: rock":"If the composition of the smallest planet in our solar system is rock, the statement about our solar system that the smallest planet is made mainly of rock is false.", "Priori Answer: gas":"If the composition of the smallest planet in our solar system is gas, the statement about our solar system that the smallest planet is made mainly of rock is false."}, "Question Answer: true":{"Priori Answer: rock":"If the composition of the smallest planet in our solar system is rock, the statement about our solar system that the smallest planet is made mainly of rock is true.", "Priori Answer: gas":"If the composition of the smallest planet in our solar system is gas, the statement about our solar system that the smallest planet is made mainly of rock is true."}}

Question: Think about the magnetic force between the magnets in each pair. Which of the following statements is true?

Question Answers: The strength of the magnetic force is the same in both pairs, The magnetic force is stronger in Pair 1

Priori Question: Do the magnets in Pair 1 and Pair 2 have the same size and shape?

Priori Answers: Yes, No

Statements: {"Question Answer: The strength of the magnetic force is the same in both pairs":{"Priori Answer: yes":"If the magnets in Pair 1 and Pair 2 have the same size and shape, the statement about the magnetic force that the strength is the same in both pairs is true.", "Priori Answer: no":"If the magnets in Pair 1 and Pair 2 do not have the same size and shape, the statement about the magnetic force that the strength is the same in both pairs is true."}, "Question Answer: The magnetic force is stronger in Pair 1":{"Priori Answer: yes":"If the magnets in Pair 1 and Pair 2 have the same size and shape, the statement about the magnetic force that the magnetic force is stronger in Pair 1 is true.", "Priori Answer: no":"If the magnets in Pair 1 and Pair 2 do not have the same size and shape, the statement about the magnetic force that the magnetic force is stronger in Pair 1 is true."}}

Figure 7. Prompt for Hypothesis in GQA and SNLI-VE

Probability:

On the scale of 0.1 to 1, where 0.1 is the minimal probability of occurrence in reality or inconsistent and 10 is the maximum probability of occurrence in reality. Compare the two given statements and rate the likelihood of these statements happening in reality.

Statements: ['Pizza with visible bite marks has been consumed.', 'Pizza without visible bite marks has been consumed.']

Probability: {'Pizza with visible bite marks has been consumed.': 0.9, 'Pizza without visible bite marks has been consumed.': 0.1}

Statements: ['Objects with in-focus edges are unclear in the photo.', 'Objects with in-focus edges are clear in the photo.']

Probability: {'Objects with in-focus edges are unclear in the photo.': 0.3, 'Objects with in-focus edges are clear in the photo.': 0.7}

Statements: ['The clear sky is overcast.', 'The unclear sky is overcast']

Probability: {'The clear sky is overcast.': 0.3, 'The unclear sky is overcast': 0.7}

Statements: ['A dog chewing on something has a bone near it.', 'A dog chewing on something does not have a bone near it.']

Probability: {'A dog chewing on something has a bone near it.': 0.6, 'A dog chewing on something does not have a bone near it.': 0.4}

Statements: ['An occupied bed has a patient in it.', 'An occupied bed does not have a patient in it.']

Probability: {'An occupied bed has a patient in it.': 0.9, 'An occupied bed does not have a patient in it.': 0.1}

Statements: ['With no visible beer bottles or cans, they are not drinking beer.', 'With no visible beer bottles or cans, they are drinking beer.']

Probability: {'With no visible beer bottles or cans, they are not drinking beer.': 0.8, 'With no visible beer bottles or cans, they are drinking beer.': 0.2}

Figure 8. Prompt for Hypothesis Probabilities in ScienceQA

Probability:

On the scale of 0.0 to 1.0, where 0.0 is the minimal probability of the occurrence in reality or inconsistent and 1.0 is the maximum probability of the occurrence in reality. Compare the two given statements and rate the likelihood of these statements happening in reality. Note that you have to output in the format of the given examples.

Statements: ["This is a scene of a pizza on the desk. In the above scene, if the pizza has visible bite marks, the pizza has been consumed.", "This is a scene of a pizza on the desk. In the above scene, if the pizza has visible bite marks, it has not been consumed."]

Probability: {"This is a scene of a pizza on the desk. In the above scene, if the pizza has visible bite marks, the pizza has been consumed.": 0.9, "This is a scene of a pizza on the desk. In the above scene, if the pizza has visible bite marks, it has not been consumed.": 0.1}

Statements: ["This is a scene of a man with hat walking under scorching sun. In the above scene, if the hat is blue, the hat is for sun protection.", "This is a scene of a man with hat walking under scorching sun. In the above scene, if the hat is blue, the hat is not for sun protection."]

Probability: {"This is a scene of a man with hat walking under scorching sun. In the above scene, if the hat is blue, the hat is for sun protection.": 0.5, "This is a scene of a man with hat walking under scorching sun. In the above scene, if the hat is blue, the hat is not for sun protection.": 0.5}

Statements: ["This is a scene of a photo hanging on the wall. In the above scene, if objects in the photo are unclear, there are in-focus edges in the photo.", "This is a scene of a photo hanging on the wall. In the above scene, if objects in the photo are unclear, there are not in-focus edges in the photo."]

Probability: {"This is a scene of a photo hanging on the wall. In the above scene, if objects in the photo are unclear, there are in-focus edges in the photo.": 0.3, "This is a scene of a photo hanging on the wall. In the above scene, if objects in the photo are unclear, there are not in-focus edges in the photo.": 0.7}

Statements: ["This is a scene of it is raining outdoors. In the above scene, if the sky is unclear, the sky is overcast.", "This is a scene of it is raining outdoors. In the above scene, if the sky is unclear, the sky is not overcast."]

Probability: {"This is a scene of it is raining outdoors. In the above scene, if the sky is unclear, the sky is overcast.": 0.9, "This is a scene of it is raining outdoors. In the above scene, if the sky is unclear, the sky is not overcast.": 0.1}

Statements: ["This is a scene of a dog in a park. In the above scene, if there is a bone near the dog, the dog is chewing on something.", "This is a scene of a dog in a park. In the above scene, if there is a bone near the dog, the dog is not chewing on something."]

Probability: {"This is a scene of a dog in a park. In the above scene, if there is a bone near the dog, the dog is chewing on something.": 0.6, "This is a scene of a dog in a park. In the above scene, if there is a bone near the dog, the dog is not chewing on something.": 0.4}

Statements: ["This is a scene of a girl flying kite. In the above scene, if the animal can not fly, the animal is a cat.", "This is a scene of a girl flying kite. In the above scene, if the animal can not fly, the animal is a dog."]

Probability: {"This is a scene of a girl flying kite. In the above scene, if the animal can not fly, the animal is a cat.": 0.5, "This is a scene of a girl flying kite. In the above scene, if the animal can not fly, the animal is a dog.": 0.5}

Statements: ["This is a scene of a man driving in a rainy day. In the above scene, if driving after drinking, it is safe.", "This is a scene of a man driving in a rainy day. In the above scene, if driving after drinking, it is unsafe."]

Probability: {"This is a scene of a man driving in a rainy day. In the above scene, if driving after drinking, it is safe.": 0.0, "This is a scene of a man driving in a rainy day. In the above scene, if driving after drinking, it is unsafe.": 1.0}

Statements: ["This is a scene of a bed in hospital with a patient lying on it. In the above scene, if the bed is occupied, there is a patient on the bed.", "This is a scene of a bed in hospital with a patient lying on it. In the above scene, if the bed is occupied, there is no patient on the bed."]

Probability: {"This is a scene of a bed in hospital with a patient lying on it. In the above scene, if the bed is occupied, there is a patient on the bed.": 0.9, "This is a scene of a bed in hospital with a patient lying on it. In the above scene, if the bed is occupied, there is no patient on the bed.": 0.1}

Statements: ["This is a scene of several people drinking beer in the living room. In the above scene, if there are no beer bottles or cans, people are drinking beer.", "This is a scene of several people drinking beer in the living room. In the above scene, if there are no beer bottles or cans, people are not drinking beer."]

Probability: {"This is a scene of several people drinking beer in the living room. In the above scene, if there are no beer bottles or cans, people are drinking beer.": 0.2, "This is a scene of several people drinking beer in the living room. In the above scene, if there are no beer bottles or cans, people are not drinking beer.": 0.8}

Statements: ["This is a scene of a dog sitting on the bed. In the above scene, if the dog does not wear a tag, the dog is not a house dog.", "This is a scene of a dog sitting on the bed. In the above scene, if the dog does not wear a tag, the dog is a house dog."]

Probability: {"This is a scene of a dog sitting on the bed. In the above scene, if the dog does not wear a tag, the dog is not a house dog.": 0.2, "This is a scene of a dog sitting on the bed. In the above scene, if the dog does not wear a tag, the dog is a house dog.": 0.8}

Statements: ["This is a scene of an elderly man is smiling while sitting in front of a row of soda cans. In the above scene, if the man in the image is smiling, the statement 'An old man smiles in front of soda cans.' is neutral to the image.", "This is a scene of an elderly man is smiling while sitting in front of a row of soda cans. In the above scene, if the man in the image is smiling, the statement 'An old man smiles in front of soda cans.' is an entailment to the image."]

Probability: {"This is a scene of an elderly man is smiling while sitting in front of a row of soda cans. In the above scene, if the man in the image is smiling, the statement 'An old man smiles in front of soda cans.' is neutral to the image.": 0.1, "This is a scene of an elderly man is smiling while sitting in front of a row of soda cans. In the above scene, if the man in the image is smiling, the statement 'An old man smiles in front of soda cans.' is an entailment to the image.": 0.9}

Statements: ["This is a scene of a woman taking candy off of a shelf and putting it in a box. In the above scene, if there is no indication of sewing or a dress in the image, the statement 'A woman sews a dress' is neutral to the image.", "This is a scene of a woman taking candy off of a shelf and putting it in a box. In the above scene, if there is no indication of sewing or a dress in the image, the statement 'A woman sews a dress' is a contradiction to the image."]

Probability: {"This is a scene of a woman taking candy off of a shelf and putting it in a box. In the above scene, if there is no indication of sewing or a dress in the image, the statement 'A woman sews a dress' is neutral to the image.": 0.1, "This is a scene of a woman taking candy off of a shelf and putting it in a box. In the above scene, if there is no indication of sewing or a dress in the image, the statement 'A woman sews a dress' is a contradiction to the image.": 0.9}

Figure 9. Prompt for Hypothesis Probabilities in GQA and SNLI-VE