

# COLE: A Hierarchical Generation Framework for Graphic Design

Peidong Jia<sup>1</sup> Chenxuan Li<sup>1</sup> Zeyu Liu<sup>2</sup> Yichao Shen<sup>2</sup> Xingru Chen<sup>2</sup> Yuhui Yuan<sup>1,3</sup>  
Yinglin Zheng<sup>2</sup> Dong Chen Ji Li Xiaodong Xie Shanghang Zhang Baining Guo

<sup>1</sup>joint core contribution <sup>2</sup>equal technical contribution <sup>3</sup>project lead

Microsoft Research Asia Peking University

<https://graphic-design-generation.github.io>




Figure 1. Illustrating the graphic design images generated by our COLE system. Notably, our system relies exclusively on a textual intention description as its input. All subsequent elements - encompassing design images, text, and associated typography attributes such as font type, size, and position - are autonomously generated by our sophisticated system. See the appendix for detailed intention prompts.

## Abstract

Graphic design, which has been evolving since the 15th century, plays a crucial role in advertising. The creation of high-quality designs demands creativity, innovation, and lateral thinking. This intricate task involves understanding the objective, crafting visual elements such as the background, decoration, font, color, and shape, formulating diverse professional layouts, and adhering to fundamental visual design principles. In this paper, we introduce COLE<sup>1</sup>, a hierarchical generation framework purposed to comprehensively address these challenges. This COLE system can transform a straightforward intention prompt into a high-quality graphic design, while also supporting flexible editing based on user input. Examples of such input might include directives like “design a poster for Hisaishi’s concert.” The key insight is to dissect the complex task of text-to-design generation into a hierarchy of simpler sub-tasks, each addressed by specialized models working collaboratively. The results from these models are then consolidated to produce a cohesive final output. Our hierarchical task decomposition can streamline the complex process and significantly enhance generation reliability. Our COLE sys-

tem consists of multiple fine-tuned Large Language Models (LLMs), Large Multimodal Models (LMMs), and Diffusion Models (DMs), each specifically tailored for a design-aware text or image generation task. Furthermore, we construct the DESIGNERINTENTION benchmark to highlight the superiority of our COLE over existing methods in generating high-quality graphic designs from user intent. We perceive our COLE as an important step towards addressing more complex visual design generation tasks in the future.

## 1. Introduction

The recent advancement in the quality of natural image generation has been remarkable, elevating it to the level of professional photography. This leap forward can be attributed to the development of technologies such as Imagen [7], SDXL [26], and DALL-E3 [2]. The pivotal factors contributing to these advancements include the use of powerful Large Language Model (LLM) as a text encoder, the scaling up of training datasets, increased model complexity, the design of advanced sampling strategies, and the enhancement of data quality, among others. We believe that now is the opportune moment to redirect our efforts towards more professional image generation, particularly in the area of graphic

<sup>1</sup>In 1843, Henry Cole introduced the world’s first commercial Christmas card [37]. We commemorate his contributions with the COLE system.



Figure 2. Illustrating the design images generated by DALL-E3 (augmented with GPT-4), using our DESIGNERINTENTION.

design generation considering its pivotal roles in advertising, branding, and marketing.

Graphic design [36], a professional discipline, leverages the power of visual communication to convey targeted messages to specific social groups, with clear objectives. It is a realm that necessitates creativity, innovation, and lateral thinking. Typically, graphic design employs either manual or digital tools to amalgamate text and graphics, thus creating compelling visual narratives. Its primary goal is to structure information, give substance to ideas, and infuse expression and emotion into artifacts that chronicle human experiences. Graphic design often utilizes the artistry of typography, text composition, ornamentation, and imagery to convey thoughts, emotions, and attitudes that transcend the capabilities of language alone. In essence, it demands a high degree of creativity, innovation, and lateral thinking to produce top-tier designs.

The most recent study [18] has empirically shown that the groundbreaking DALL-E3 exhibits impressive capabilities in generating high-quality design images, marked by visually striking graphics and layouts, as illustrated in Figure 2. However, these images are not without their flaws. They continue to confront several critical challenges, such as mis-rendered visual text, often resulting in missing or extra characters, a phenomenon also highlighted in [2]. Furthermore, editing these generated images demands complex operations such as segmentation, erasing, inpainting, and others, owing to their inherently uneditable nature. Another substantial limitation is the necessity for users to provide detailed text prompts - a task in graphic design generation that typically requires a high degree of professional expertise to develop effective prompts. In contrast to DALL-E3, our COLE system, as demonstrated in Figure 1, is capable of generating superior quality graphic design images while only necessitating simple user intention.

We maintain that these three limitations critically undermine the quality of the generated graphic design images. A scalable, high-quality graphic design generation system should ideally require minimal effort from users, produce accurate and high-quality typography information for a variety of purposes, and offer a flexible editing space. This would allow users to further refine the output, integrating human expertise when necessary. Our objective in this work is to establish an efficient and dependable autonomous text-

to-design system capable of generating high-quality graphic design images from user intent prompts. We suggest breaking down the complex process of graphic design image generation into a hierarchical generation process. This process involves multiple specialized generation models, each designed to handle different sub-tasks:

First, the focus is on *creative design and interpretation*, essentially focusing on understanding intentions. This is accomplished by employing state-of-the-art LLMs, specifically the Llama2-13B [33] and fine-tuning it with a comprehensive dataset of nearly 100,000 curated intention-JSON pairs. The JSON file contains critical design-related data, such as background captions, object captions, and textual details. Additionally, we provide optional specifications for object positioning and others.

Second, our focus shifts to *visual composition and enhancement*, encompassing two sub-tasks: the generation of visual elements and the creation of typography attributes. This involves fine-tuning specialized cascaded diffusion models like DeepFloyd/IF [19] to generate diverse visual elements. The construction of these models ensures the harmonious integration of elements like the embellished background and object image layers. We then use a typography Large Multimodal Model (LMM), built with LLaVA-1.5-13B [24], to predict the typography JSON file. This leverages the Design LLM’s forecasted JSON file, a diffusion model’s projected background image, and a cascaded diffusion model’s anticipated object image. A graphic renderer then assembles these elements according to the layout in the predicted JSON file.

Third, the process concludes with *feedback and quality assurance*, aimed at enhancing the overall design quality. This involves meticulously fine-tuning a reflection LMM and employing GPT-4V(ision) for a thorough, multi-faceted quality analysis. This final step facilitates the necessary refinement of the JSON file, including adjustments to the text box position and sizes as deemed necessary.

Last, to access the capability of our system, we construct a DESIGNERINTENTION, which consists of  $\sim 200$  professional graphic design intention prompts covering diverse categories and  $\sim 20$  creative ones, to compare our method with existing state-of-the-art image generation system, conduct thorough ablation experiments for each generation model on different sub-tasks, offer a detailed analysis of the graphic designs created by our system, and engage in a discussion about both the limitations and prospective future pathways of graphic design image generation.

## 2. Related Work

**Autonomous Agent based on LLMs** Recent studies have proposed the development of advanced agent systems leveraging powerful Large Language Models (LLMs) to tackle a variety of challenging tasks. We can classify these into



two primary categories: (i) *General Multi-Agent Systems*: These attempts aim to create an agent capable of addressing as many tasks as possible, ranging from coding, mathematics, science to societal related tasks. Among these attempts, several studies [6, 11, 22, 27, 40, 40] have explored the similar communicative (or cooperative) multi-agent framework to deconstruct a complex task into multiple sub-tasks, each handled by a specialized agent. For instance, ChatDev [27] introduces a chat-based software development framework to break down the development process into sequential atomic subtasks, where each subtask demands collaborative interaction and cross-examination between two roles. (ii) *Image Generation Agents*: These studies [20, 29, 39, 44, 45] concentrate more on image generation. For example, the concurrent work Idea2Img [45] unveils a framework for automated image generation, supporting complex prompts, and enhancing any text-to-image model for image design. Mini DALL·E3 [20], a DALL·E3 derivative, provides an interactive text-to-image generation system for a seamless user experience.

Our model primarily distinguishes itself from existing image generation agent studies [20, 45] and multi-agent efforts [22, 27, 40] in the mechanism of task decomposition and the usage of tools. While most existing studies incorporate tool usage knowledge by designing tailored prompt instructions or in-context examples for GPT-3/4, or GPT-4V(ision) to iteratively refine image generation prompts, we empirically demonstrate that these approaches fall short in excelling at professional graphic design image generation tasks due to the complexity of the required expertise. Unlike these efforts, our COLE decomposes the complicated graphic design image generation task into a hierarchical set of generation tasks, and performs dedicated fine-tuning of each generation model on our constructed professional structured graphic design dataset.

**Design Image Generation** Graphic design generation, given its extensive applications in advertising, branding, and marketing, is a vital research area with substantial industry impact. As discussed in [4, 8, 9, 12, 13, 21, 23, 46], a well-crafted graphic design can effectively convey messages through a skillful blend of shapes, colors, and fonts, all while respecting design principles and aesthetics. A significant amount of research has been invested in generating specific components of professional graphic design images, such as layouts or typography attributes. For instance, FlexDM [16, 43] leverages a unified Transformer architecture for element prediction. Additional research [30] focuses on typography generation, while UI-Diffuser [35] investigates mobile UI generation. On the other hand, the majority of studies [4, 12, 23, 46] primarily concentrate on layout generation, assuming that all other information is at hand.

Unlike the above-mentioned methods that focus on in-

dividual aspects within the graphic design generation task, this study aims to develop an autonomous, comprehensive system capable of executing all design generation tasks from clear user intent descriptions. This task formulation presents a significantly greater challenge compared to most existing approaches. To the best of our knowledge, our COLE is among the pioneering works that seek to tackle the complex task of autonomous graphic design generation based solely on a basic user intent prompt.

### 3. Our Approach

#### 3.1. COLE Framework Overview

Motivated by the necessity to generate high-quality graphic designs that accurately reflect user intentions, we recognize the importance of a seamless integration of multiple roles. Each of these roles is designed to address specific aspects of the graphic design process, as indicated in the references [34, 36]. Consequently, we have broken down the text-to-design generation task into a hierarchical structure of tasks. These consist of the intention-to-JSON generation task, text-to-background image generation task, text-to-object image and alpha mask generation task, typography attribute generation task, and the graphic rendering task. The tasks of intention-to-JSON generation and typography attribute generation both follow a hierarchical structure. They necessitate the prediction of missing values given a predefined structured request.

We introduce the comprehensive hierarchical framework of our COLE system as depicted in Figure 3. To effectively train the specialized design-agent system, we initially amass approximately 100,000 high-quality raw graphic design images from the internet. Following this, we organize these graphic design data into a hierarchical structure which includes components such as (intention, JSON) pairs, (caption, background-image) pairs, (caption, object-image) pairs, and (text-image, typography JSON) pairs. We will further explore the process of constructing each component in the ensuing discussion.

#### 3.2. Design LLM

We first formulate the intention-to-JSON prediction task as a masked field prediction problem following [15]. This approach learns to predict element types, positions, attributes, and text using a unified Transformer architecture. Furthermore, we adopt a strategy from [1] to construct causally masked multi-modal LLMs by leveraging the Llama2-13B [33].

We have fine-tuned the causally masked Llama2-13B model using our assembled dataset of nearly 100,000 (intention, JSON) pairs, over an approximate span of  $\sim 10$  epochs. Our empirical findings suggest that incorporating additional predictions of the complete caption, along with

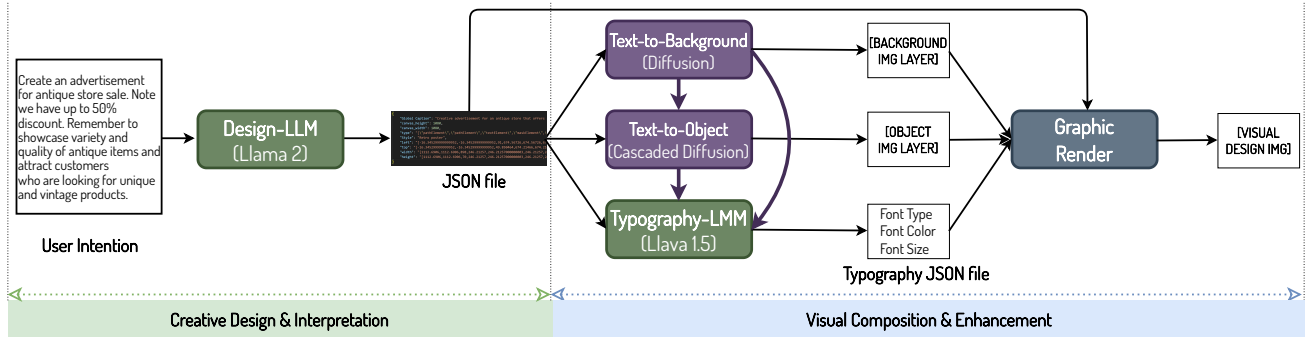


Figure 3. Illustrating the detailed hierarchical pipelines of the proposed COLE system. Upon receiving a user intention, our first step involves leveraging a Design-LLM to generate a JSON file. This file encapsulates a broad spectrum of attributes pertaining to the required visual elements. Next, we engage a pair of cascaded diffusion models for the text-to-background generation and text-to-object (and alpha mask) generation processes. These models are instrumental in generating visual assets based on the text instructions specified in the JSON file. Additionally, we implement a typography-LMM to forecast the typography JSON file, taking into account the previously predicted JSON file, background image, and object image. Last, a graphic rendering process is executed to actualize the generated visual elements, adhering to the hierarchical structures outlined in the predicted JSON file and typography JSON file.




Figure 4. Illustrating the example of intention-to-JSON prediction task. Readers are kindly suggested to zoom into the figure for a clearer view. The image originates from our training dataset.

key words from the graphic design image, facilitates subsequent tasks of background and object image generation.

Given that both intentions and detailed captions are absent in the raw graphic design data, we first employ GPT-3.5 and GPT-4 models to generate the intentions. This is accomplished with the aid of the system prompt displayed in the “Intention Generation Prompt”. For a more comprehensive understanding, we have included detailed intention generation prompt with in-context examples in the supplementary materials. Subsequently, we utilize the recently developed, large multimodal model known as LLaVA-1.5-13B model [24]. This model is effective in generating detailed captions for the entire image, background image, and object image captions.

Figure 4 presents a representative example, showcasing the ground-truth triplets of graphic design images, along-

side the generated user intentions and corresponding JSON files. In addition, we have also investigated the potential of the highly proficient GPT-4 model for directly generating JSON from user intentions. This is achieved by formulating an instructive prompt. Our empirical analysis, detailed in the experiment section, demonstrates that our methodology consistently surpasses the performance of GPT-4.

### 3.3. Text-to-Background Diffusion Model

Given the current unavailability of mature text-to-SVG technology and the scarcity of high-quality text-SVG pairs, which leads to the absence of strong text-to-SVG generation models [17, 41, 42, 47], our study suggests consolidating all SVG elements and additional embellishments into one unified image layer. Therefore, we first extract the generated detailed description of the background image layer from the JSON file. Then we train a text-to-background diffusion model to generate the coherent background images consisting of all the SVG files and decoration elements.

We opt to fine-tune our collected less than  $\sim 100,000$  (caption, background image) pairs using the recent DeepFloyd IF [19] diffusion models for  $\sim 10$  epochs. The output resolution is  $1,024 \times 1,024$ . Following this, we employ the generated background images as conditioning input for the text-to-object diffusion model, which predicts coherent high-resolution object image layers based on their corresponding object prompts.

### 3.4. Text-to-Object Diffusion Model

Subsequently, we propose training a text-to-object diffusion model capable of perceiving both the object captions present in the JSON file and the visual pixels predicted by the text-to-background diffusion models.

Following the instruct-P2P approach [3], we concatenate

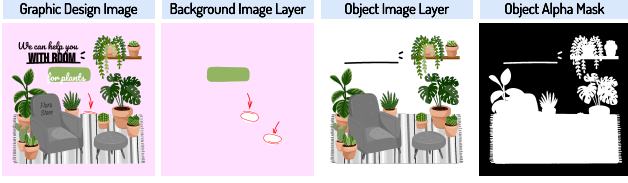


Figure 5. Illustrating the decomposition of the graphic design images into the combination of background image layers, object image layers, and object alpha masks.

the noise latent vectors with the latent vectors of the conditioning background image with the alpha mask for the object layer, and we add additional input channels to the first convolutional layer. All available weights of the diffusion model are initialized from pre-trained checkpoints, while weights operating on the newly added input channels are initialized to zero. As a result, we can predict both the object image and its alpha mask layer, which enables us to control the transparency of the object pixels. Consequently, we can seamlessly blend the object image layer with the background image layer in accordance with the alpha mask. Empirically, we found that predicting the additional composed image is pivotal to ensuring a more reasonable placement of the object pixels. Therefore, our text-to-object diffusion model needs to predict  $\sim 7$  channels. For more details, please refer to the experimental section.

Similar to the text-to-background generation model, we optimize our assembled dataset, comprising approximately  $\sim 55,000$  caption and object image pairs. The relatively smaller number of pairs is due to the frequent absence of the object image layer in many graphic design images. We employ the instruct-P2P scheme for optimization, which is based on the DeepFloyd [19] IF diffusion models, and this process is carried out over an estimated span of  $\sim 20$  epochs. Figure 5 provides a selection of representative examples that demonstrate our method of decomposing complex graphic design images into distinct layers of background and object images. It’s important to note that predicting the object alpha mask is essential for facilitating flexible editing operations on the object pixels. However, ensuring accurate alpha mask prediction presents a complex challenge. Please refer to the supplementary materials for more in-depth technical details.

### 3.5. Typography LMM

Typography [38] is the art and technique of arranging type to make written language legible, clear, and visually engaging for the reader. More succinctly, typography refers to the style and appearance of text. It encompasses the design of font style, appearance, and structure, with the goal of eliciting specific emotions and conveying certain messages. In essence, typography brings text to life.



Figure 6. Illustrating the examples of a Typography JSON file utilized in the Typography-LMM. The text highlighted in red is predicted by the Design LLM. The image on the left depicts the effects of rendering visual text in accordance with the given typography information.

Contrary to recent efforts, such as Tanveer et al. [32], Iluz et al. [14], and He et al. [10], which primarily employ diffusion models to generate novel letter-level or word-level semantic or artistic typographies, our focus is more directed towards the utilization of an LMM (Large Multimodal Model). This approach allows us to address the highly challenging task of image-level typography. This task involves the selection of font types, establishment of hierarchy arrangements, adjustment of leadings (line spacing), tracking (character spacing), and kernings (space between specific characters).

In our experiments, we elected to fine-tune the LLaVA-1.5-13B model [24] using nearly 100,000 triplets for  $\sim 10$  epochs. These triplets consist of multiple texts, composed images of backgrounds and objects, and typography information. Figure 6 displays a representative example of a Typography JSON file. It is evident that predicting visually appealing typography information for each text box, based on the input image, is a complex task. This is due to the requirement of predicting approximately  $\sim 16$  attributes for each box. To our knowledge, even the most recent effort [30] only manages to predict  $\sim 8$  typography attributes, assuming the other attributes are fixed. To simplify the prediction process, we further categorize the continuous floating numbers into discrete bins as per the method outlined in [5] and we also utilize a unique token to represent the values that fall within the same bin. We explain more details of the bin partition scheme in the supplementary material.

### 3.6. Graphic Render

As demonstrated in the preceding sections, we have successfully predicted the JSON file, complete with detailed captions and text elements. We have also generated the background and object image layers (with object alpha mask), ensuring they adhere to the principles of design aesthetics and layout. In addition, we have produced the typography JSON file, which precisely outlines the style and appearance of the text elements.

We implement a graphic renderer founded on Skia [31], an open-source 2D graphics library. It is important to high-





Figure 7. Qualitative comparison results between the ground-truth (GT), our graphic render and the CanvasVAE graphic render.

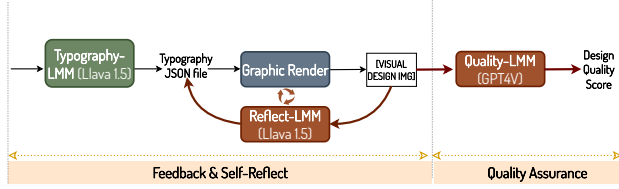


Figure 8. Illustrating the stage of feedback and quality assurance in our COLE system.

light that the rendering quality, as per the official implementation of CanvasVAE [43], presents significant potential for enhancement. Figure 7 showcases a qualitative comparison of the results obtained from our rendering implementation, contrasted with those generated by CanvasVAE. Upon evaluation, it is evident that our graphic renderer significantly outperforms the open-sourced CanvasVAE.

### 3.7. Reflect LMM & Quality LMM

We find that initial graphic design outputs may not always align with user expectations. Therefore, we propose the integration of an added Reflect-LMM. This component is designed to critically analyze the generated design images and predict necessary adjustments to the JSON file, thereby further improving the resulting graphic designs.

The entire self-reflection framework is illustrated on the left side of Figure 8. As an integral part of our implementation plan, we fine-tune a LLaVA-1.5-13B model on a dataset that comprises more than 300,000 artificially generated noisy JSON files. Each of these files is paired with a corresponding ground-truth JSON file. Our primary modification involves the addition of random shift noise to the position of each ground-truth typography block.

Besides, we utilize GPT-4V(ision) [25] to evaluate the quality of the generated graphic design images, as displayed in the “Quality Assurance Prompt for GPT-4V(ision)” in the appendix. Through empirical analysis, we have found that GPT-4V(ision) excels at evaluating the quality of 4 main aspects such as *design and layout*, *content relevance*, *graphics and images*, and *innovation*. However, it falls short in assessing the quality of *typography and color*. In addition, we also incorporate the evaluation prompt design as introduced in a recent concurrent effort [18]. This evaluates the graphic design images from approximately  $\sim 8$  aspects, including text rendering quality, composition and layout, color harmony, cinematography, style, image-text alignment, aes-

thetics, and overall design.

## 4. Experiment

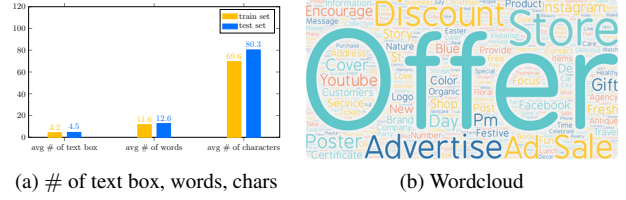


Figure 9. Illustrating the statistics on DESIGNERINTENTION benchmark.

Category	Intention Examples
advertising	Create a customer testimonial advertisement showcasing a pink clothing collection. The advertisement includes a positive review from Jenny Wilson.
events	Create a birthday card with a festive and colorful design featuring a cake with fruits. The card is an invitation to a birthday party happening on June 22nd from 8pm to 11pm at 123 st. Any city 4567.
marketing	Design a gift certificate for a travel insurance company that offers a 30% discount for all kinds of travel.
posts	Create an Instagram story to promote a special offer of 30% discount on the autumn collection. Encourage users to visit the website by including a link in bio.
covers& headers	Create a thumbnail for a vlogger episode that features a collection of rare antique telephones. The title is 'Top 5 Antique Phones'
creative	Design an alluring poster for a blues concert in a clearing of the Amazon Rainforest. The artwork should evoke the soulful tunes of blues music echoing through the wilderness. Use a moody, midnight blue palette and incorporate silhouettes of blues instruments and nocturnal wildlife.

Table 1. Intention samples in DESIGNERINTENTION benchmark.

To assess our COLE’s proficiency in generating graphic design images, we first build a DESIGNERINTENTION benchmark comprising over approximately  $\sim 200$  graphic design intention prompts. These prompts serve as a tool to evaluate the model’s performance from diverse perspectives. Second, as mentioned in the previous section, we propose utilizing GPT-4V(ision) to evaluate the quality of the generated graphic design images and compare our system with the latest systems including DeepFloyd/IF(+GPT-4), SDXL(+GPT-4), and DALL-E3 (+GPT-4) following [2, 18]. Last, we carry out ablation experiments to scrutinize the performance of each component and discuss the limitations of our system.

### 4.1. DESIGNERINTENTION Benchmark

We have constructed a benchmark for designer intentions, amassing approximately  $\sim 40$  intention prompts for each of the 5 most pertinent categories, namely *marketing*, *covers and headers*, *posts*, *events*, and *advertising*. In a complementary effort, we have compiled an extra set of around  $\sim 20$  unique, creative user intentions. The graphic design images derived from these inventive prompts are displayed for your reference in last row of Figure 16. Refer to the supplementary for an all-inclusive review of these roughly

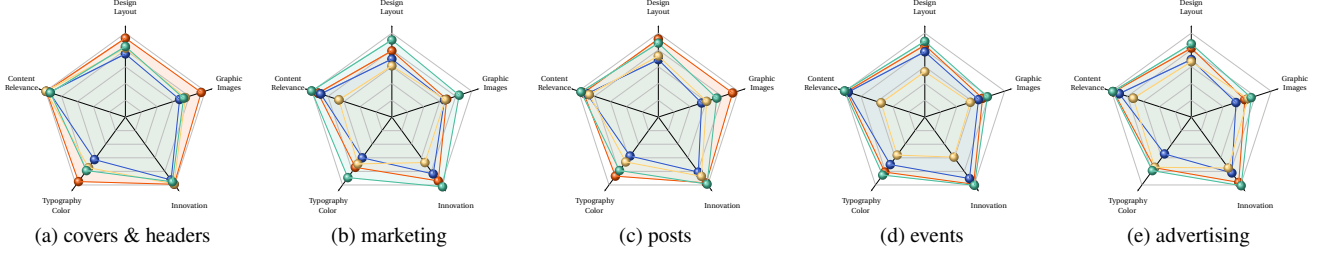


Figure 10. Illustrating the scores accessed by GPT-4V(ision). We mark the results of our COLE (●), DeepFloyd/IF+GPT-4 (●), SDXL+GPT-4 (●), and DALL-E3+GPT-4 (●), using colored markers.




Figure 11. Illustrating the output of text-to-background & text-to-object diffusion model.



Figure 12. Typography-LMM predictions (2-st and 4-rd columns) vs. ground-truth (1-ed and 3-th columns).

~ 200 intention prompts, along with the ~ 20 creative ones. Figure 9 furnishes comprehensive statistics of our benchmark from myriad perspectives. We conduct all the experiments on DESIGNERINTENTION by default.

## 4.2. Main Results

**Comparison with State-of-the-art** Figure 15 presents a comparison with various state-of-the-art text-to-image generation models that are augmented with GPT-4. The usage of GPT-4 stems from the fact that traditional text-to-image models generally necessitate detailed descriptions, which are often missing in the intention prompt. Consequently, we utilize GPT-4 across all models to translate the user’s simple intentions into intricate captions. The generation results are then evaluated accordingly across different systems. We provide the original intention prompts in Table 1. We provide a detailed enhanced prompts, augmented using GPT-4, within the supplementary material.

In addition, we showcase their predicted numerical quality scores from GPT-4V(ision) based on *quality assurance prompt* in Figure 10. A careful evaluation reveals that our COLE achieves very competitive quality accessing results even compared to the latest DALL-E3. Our COLE

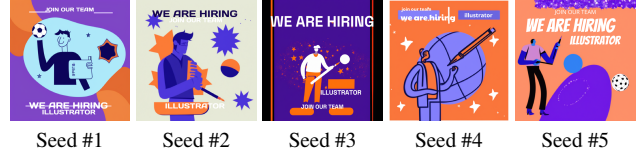


Figure 13. Illustrating the variety within the graphic design images generated by our system when simply using different seeds for the diffusion models.

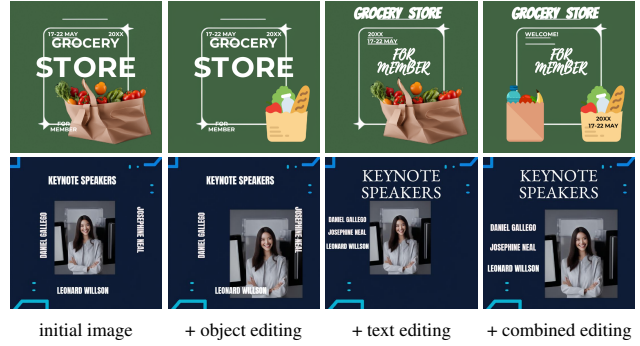



Figure 14. Qualitative results of flexible user editing.

achieves the best quality when generating covers & headers or posters. An interesting observation is that the background image generated by DALL-E3 is of exceptional quality but the text regions are non-editable. We also empirically show some impressive results of our COLE when replacing our text-to-background generation model with DALL-E3 by leveraging the text segmentation models, inpainting models, and others.

**Qualitative results** Figure 16 showcases a variety of graphic design images entirely created by our system. It’s noteworthy that our system performs exceptionally well, considering that each model within it is trained independently in a hierarchically organized manner. However, we recognize several limitations within our COLE system, including: (i) the arrangement of the typography block, (ii) the limited number of editable visual elements in the image, and (iii) the restricted diversity in typography color selection. Addressing these issues is a direction we’d like to





Ours

DeepFloyd/IF<sup>†</sup>

SDXL<sup>†</sup>

DALL-E3<sup>†</sup>

Figure 15. Comparison to the state-of-the-art systems on DESIGNERINTENTION benchmark. We choose the DeepFloyd/IF-XL and SDXL-1.0 + SDXL-Refiner-1.0 models due to their superior performance. The superscript <sup>†</sup> symbol indicates that GPT-4 is used to convert user intentions into detailed captions.



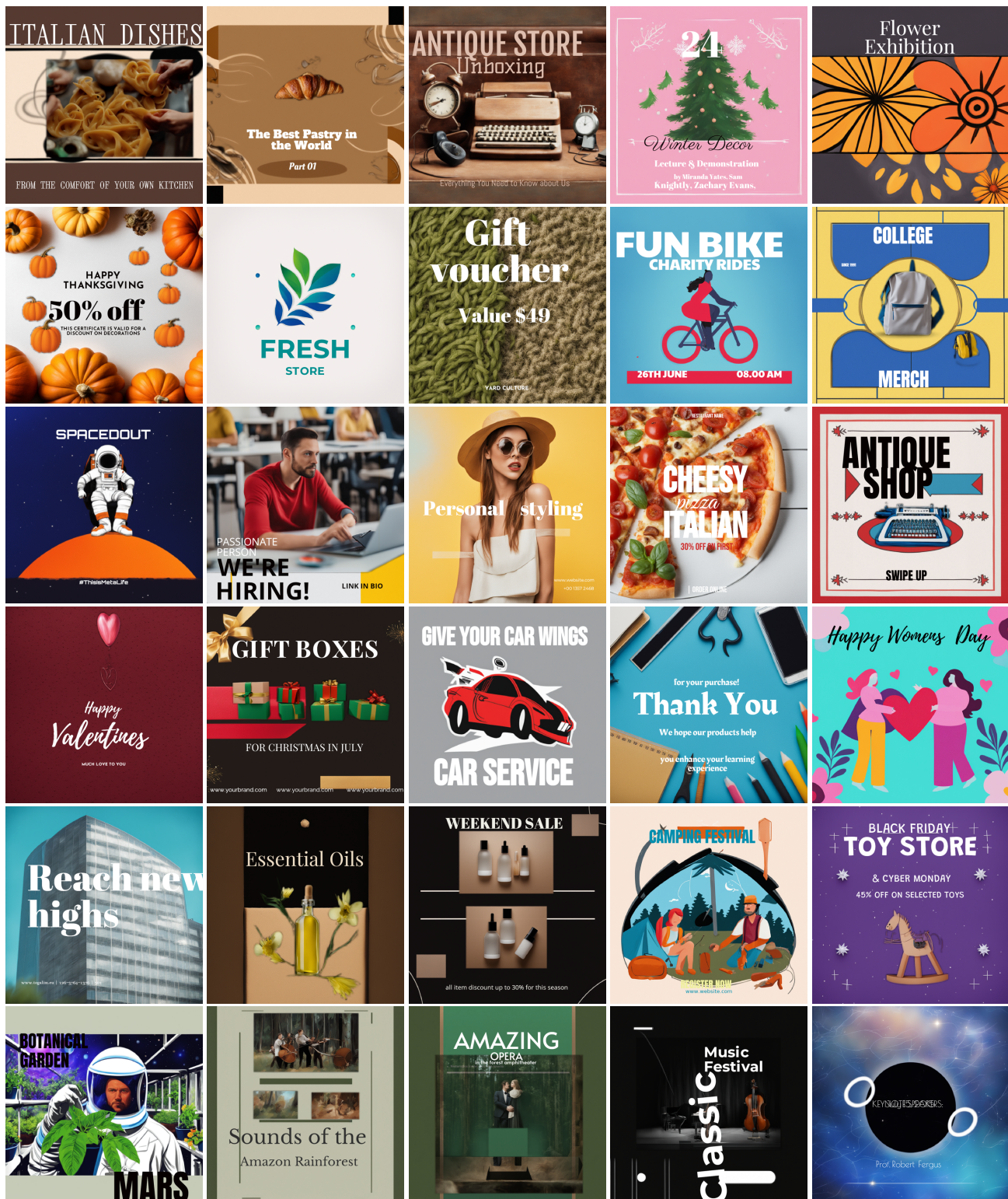


Figure 16. More qualitative results generated by our COLE system. 1-st row: covers-headers. 2-ed row: marketing. 3-rd row: posts. 4-th row: events. 5-th row: advertising. 6-th row: creative.

pursue in our future work.

### 4.3. Ablation Experiments

**Design LLM** We assess the performance of the Design LLM by calculating the semantic textual similarity (STS) between the predicted text and the ground-truth ones using Sentence-BERT [28].

This evaluation is done across various keys, such as global or background or object caption, keywords, and heading&sub-heading&bodytexts, following the generated JSON file. Their average STS scores are 63.95, 86.65, 55.19, 57.39, and 78.46, respectively.

**Text-to-Background & Text-to-Object** Figure 11 showcases the generated background image layer, object image layer, and the composed image layer. The displayed visualizations highlight the proficiency of our text-to-object generation model in crafting a coherent object image layer and its corresponding alpha mask. We have also carried out a detailed comparison of the background images generated by our model and others [2, 19, 26]. Refer to the supplementary material for more details.

**Typography LMM & Reflect LMM** We visualize the predicted results with the ground-truth images as the condition in Figure 12. We assess these results from two perspectives: typography scoring with GPT-4V(ision) and the localization accuracy including mIoU, AP<sup>25</sup>, and AP<sup>50</sup>. For a more comprehensive comparison and the ablation of the reflect-LMM, refer to the supplementary material.

**Design Diversity** Designers often face the critical challenge of delivering diverse designs while maintaining high quality. Our COLE system empirically excels in this regard, as evidenced by its operation with various random seeds shown in Figure 13.

**Flexible Editing** Our COLE offers a versatile and interactive platform that allows users to edit both the object image layer and typography. This functionality augments the capability to manipulate generated graphic design images from various perspectives. Figure 14 showcases examples of different editing operations. For instance, users have the flexibility to resize, reposition, or replace the object image layer, as well as to freely modify the font type and size.

## 5. Conclusion

This paper introduces an exceptionally efficient hierarchical generation framework, COLE, that simplifies the intricate process of graphic design generation by breaking it down into manageable, coordinated sub-tasks, each yielding distinct outputs. Leveraging the benefits of this hierarchical

task decomposition, our system can generate competitive graphic design images from simple user intent even when compared to DALL-E3 on the challenging DESIGNERINTENTION benchmark. The core strengths of our COLE system lie in ensuring precise text rendering and providing flexible editing options. We have also pinpointed several key limitations of our COLE system in the context of generating graphic design images, and we plan to tackle these in future research.

**Acknowledgement** We extend our gratitude to Xinyang Li for his invaluable assistance with data preparation. Our thanks also go to Yang Ou for providing insightful comments from a professional designer’s perspective. We appreciate the enlightening discussions offered by Chunyu Wang, Jianmin Bao, Mingxi Cheng, and Chong Luo. Additionally, we want to give a special mention to Weicong Liang for his indispensable help in addressing the LaTeX compilation errors.

## References

- [1] Armen Aghajanyan, Bernie Huang, Candace Ross, Vladimir Karpukhin, Hu Xu, Naman Goyal, Dmytro Okhonko, Mandar Joshi, Gargi Ghosh, Mike Lewis, et al. Cm3: A causal masked multimodal model of the internet. *arXiv preprint arXiv:2201.07520*, 2022. 3, 16
- [2] James Betker, Gabriel Goh, Li Jing, Tim Brooks, Jianfeng Wang, Linjie Li, Long Ouyang, Juntang Zhuang, Joyce Lee, Yufei Guo, Wesam Manassra, Prafulla Dhariwal, Casey Chu, Yunxin Jiao, and Aditya Ramesh. Improving image generation with better captions. In *OPENAI*, 2023. 1, 2, 6, 10
- [3] Tim Brooks, Aleksander Holynski, and Alexei A Efros. Instructpix2pix: Learning to follow image editing instructions. In *CVPR*, pages 18392–18402, 2023. 4
- [4] Shang Chai, Liansheng Zhuang, Fengying Yan, and Zihan Zhou. Two-stage content-aware layout generation for poster designs. In *MM*, pages 8415–8423, 2023. 3
- [5] Ting Chen, Saurabh Saxena, Lala Li, David J Fleet, and Geoffrey Hinton. Pix2seq: A language modeling framework for object detection. In *ICLR*, 2022. 5
- [6] Weize Chen, Yusheng Su, Jingwei Zuo, Cheng Yang, Chenfei Yuan, Chen Qian, Chi-Min Chan, Yujia Qin, Yaxi Lu, Ruobing Xie, et al. Agentverse: Facilitating multi-agent collaboration and exploring emergent behaviors in agents. *arXiv preprint arXiv:2308.10848*, 2023. 3
- [7] Jia Deng, Wei Dong, Richard Socher, Li-Jia Li, Kai Li, and Li Fei-Fei. Imagenet: A large-scale hierarchical image database. In *CVPR*, 2009. 1
- [8] Yifan Gao, Jinpeng Lin, Min Zhou, Chuanbin Liu, Hongtao Xie, Tiezheng Ge, and Yuning Jiang. Textpainter: Multimodal text image generation with visual-harmony and text-comprehension for poster design. In *MM*, pages 7236–7246, 2023. 3
- [9] Shunan Guo, Zhuochen Jin, Fuling Sun, Jingwen Li, Zhaorui Li, Yang Shi, and Nan Cao. Vinci: an intelligent graphic



- design system for generating advertising posters. In *Proceedings of the 2021 CHI conference on human factors in computing systems*, pages 1–17, 2021. 3
- [10] Jun-Yan He, Zhi-Qi Cheng, Chenyang Li, Jingdong Sun, Wangmeng Xiang, Xianhui Lin, Xiaoyang Kang, Zengke Jin, Yusen Hu, Bin Luo, et al. Wordart designer: User-driven artistic typography synthesis using large language models. *arXiv preprint arXiv:2310.18332*, 2023. 5
- [11] Sirui Hong, Xiawu Zheng, Jonathan Chen, Yuheng Cheng, Ceyao Zhang, Zili Wang, Steven Ka Shing Yau, Zijuan Lin, Liyang Zhou, Chenyu Ran, et al. Metagpt: Meta programming for multi-agent collaborative framework. *arXiv preprint arXiv:2308.00352*, 2023. 3
- [12] HsiaoYuan Hsu, Xiangteng He, and Yuxin Peng. Densitylayout: Density-conditioned layout gan for visual-textual presentation designs. In *International Conference on Image and Graphics*, pages 187–199. Springer, 2023. 3
- [13] Danqing Huang, Jiaqi Guo, Shizhao Sun, Hanling Tian, Jieru Lin, Zheng Hu, Chin-Yew Lin, Jian-Guang Lou, and Dongmei Zhang. A survey for graphic design intelligence. *arXiv preprint arXiv:2309.01371*, 2023. 3
- [14] Shir Iluz, Yael Vinker, Amir Hertz, Daniel Berio, Daniel Cohen-Or, and Ariel Shamir. Word-as-image for semantic typography. *arXiv preprint arXiv:2303.01818*, 2023. 5
- [15] Naoto Inoue, Kotaro Kikuchi, Edgar Simo-Serra, Mayu Otani, and Kota Yamaguchi. Towards Flexible Multi-modal Document Models. In *CVPR*, pages 14287–14296, 2023. 3
- [16] Naoto Inoue, Kotaro Kikuchi, Edgar Simo-Serra, Mayu Otani, and Kota Yamaguchi. Towards flexible multi-modal document models. In *CVPR*, pages 14287–14296, 2023. 3
- [17] Ajay Jain, Amber Xie, and Pieter Abbeel. Vectorfusion: Text-to-svg by abstracting pixel-based diffusion models. In *CVPR*, pages 1911–1920, 2023. 4
- [18] Lin Kevin, Yang Zhengyuan, Li Linjie, Wang Jianfeng, and Wang Lijuan. Designbench: Exploring and benchmarking dall-e 3 for imagining visual design. *arXiv preprint arXiv:2310.15144*, 2023. 2, 6
- [19] DeepFloyd Lab. Deepfloyd if. <https://github.com/deep-floyd/IF>, 2023. 2, 4, 5, 10
- [20] Zeqiang Lai, Xizhou Zhu, Jifeng Dai, Yu Qiao, and Wenhai Wang. Mini-dalle3: Interactive text to image by prompting large language models, 2023. 3
- [21] Fengheng Li, An Liu, Wei Feng, Honghe Zhu, Yaoyu Li, Zheng Zhang, Jingjing Lv, Xin Zhu, Junjie Shen, Zhangang Lin, et al. Relation-aware diffusion model for controllable poster layout generation. *arXiv preprint arXiv:2306.09086*, 2023. 3
- [22] Guohao Li, Hasan Abed Al Kader Hammoud, Hani Itani, Dmitrii Khizbullin, and Bernard Ghanem. Camel: Communicative agents for "mind" exploration of large scale language model society, 2023. 3
- [23] Jinpeng Lin, Min Zhou, Ye Ma, Yifan Gao, Chenxi Fei, Yangjian Chen, Zhang Yu, and Tiezheng Ge. Autoposter: A highly automatic and content-aware design system for advertising poster generation. *arXiv preprint arXiv:2308.01095*, 2023. 3
- [24] Haotian Liu, Chunyuan Li, Yuheng Li, and Yong Jae Lee. Improved baselines with visual instruction tuning. *arXiv preprint arXiv:2310.03744*, 2023. 2, 4, 5
- [25] OpenAI. Gpt-4v(ision) technical work and authors. <https://cdn.openai.com/contributions/gpt-4v.pdf>, 2023. 6
- [26] Dustin Podell, Zion English, Kyle Lacey, Andreas Blattmann, Tim Dockhorn, Jonas Müller, Joe Penna, and Robin Rombach. Sdxl: Improving latent diffusion models for high-resolution image synthesis. *arXiv preprint arXiv:2307.01952*, 2023. 1, 10
- [27] Chen Qian, Xin Cong, Wei Liu, Cheng Yang, Weize Chen, Yusheng Su, Yufan Dang, Jiahao Li, Juyuan Xu, Dahai Li, Zhiyuan Liu, and Maosong Sun. Communicative agents for software development, 2023. 3
- [28] Nils Reimers and Iryna Gurevych. Sentence-bert: Sentence embeddings using siamese bert-networks. *arXiv preprint arXiv:1908.10084*, 2019. 10
- [29] Yongliang Shen, Kaitao Song, Xu Tan, Dongsheng Li, Weiming Lu, and Yueting Zhuang. Hugginggpt: Solving ai tasks with chatgpt and its friends in huggingface. *arXiv preprint arXiv:2303.17580*, 2023. 3
- [30] Wataru Shimoda, Daichi Haraguchi, Seiichi Uchida, and Kota Yamaguchi. Towards diverse and consistent typography generation. *arXiv preprint arXiv:2309.02099*, 2023. 3, 5
- [31] Skia development team. skia serves as the graphics engine for google chrome and chromeos, android, flutter, and many other products, 2022. 5
- [32] Maham Tanveer, Yizhi Wang, Ali Mahdavi-Amiri, and Hao Zhang. Ds-fusion: Artistic typography via discriminated and stylized diffusion. *arXiv preprint arXiv:2303.09604*, 2023. 5
- [33] Hugo Touvron, Louis Martin, Kevin Stone, Peter Albert, Amjad Almahairi, Yasmine Babaei, Nikolay Bashlykov, Soumya Batra, Prajjwal Bhargava, Shruti Bhosale, et al. Llama 2: Open foundation and fine-tuned chat models. *arXiv preprint arXiv:2307.09288*, 2023. 2, 3
- [34] Kristen Vise. An interdisciplinary approach to graphic design. *College of Liberal Arts. Archived from the original on, 14, 2021*. 3, 13
- [35] Jialiang Wei, Anne-Lise Courbis, Thomas Lambolais, Binbin Xu, Pierre Louis Bernard, and Gérard Dray. Boosting gui prototyping with diffusion models. *arXiv preprint arXiv:2306.06233*, 2023. 3
- [36] Wikipedia contributors. Graphic design, 2023. [Online; accessed 30 October 2023]. 2, 3, 13
- [37] Wikipedia contributors. Henry cole, 2023. [Online; accessed 30 October 2023]. 1
- [38] Wikipedia contributors. Typography, 2023. [Online; accessed 17 November 2023]. 5
- [39] Chenfei Wu, Shengming Yin, Weizhen Qi, Xiaodong Wang, Zecheng Tang, and Nan Duan. Visual chatgpt: Talking, drawing and editing with visual foundation models. *arXiv preprint arXiv:2303.04671*, 2023. 3
- [40] Qingyun Wu, Gagan Bansal, Jieyu Zhang, Yiran Wu, Shaokun Zhang, Erkang Zhu, Beibin Li, Li Jiang, Xiaoyun



- Zhang, and Chi Wang. Autogen: Enabling next-gen llm applications via multi-agent conversation framework. In *ArXiv preprint arXiv:2306.01337*, 2023. 3
- [41] Ronghuan Wu, Wanchao Su, Kede Ma, and Jing Liao. Iconshop: Text-based vector icon synthesis with autoregressive transformers. *arXiv preprint arXiv:2304.14400*, 2023. 4
- [42] Ximing Xing, Chuang Wang, Haitao Zhou, Jing Zhang, Qian Yu, and Dong Xu. Diffsketcher: Text guided vector sketch synthesis through latent diffusion models. *arXiv preprint arXiv:2306.14685*, 2023. 4
- [43] Kota Yamaguchi. Canvasvae: Learning to generate vector graphic documents. In *ICCV*, pages 5481–5489, 2021. 3, 6
- [44] Zhengyuan Yang\*, Linjie Li\*, Jianfeng Wang\*, Kevin Lin\*, Ehsan Azarnasab\*, Faisal Ahmed\*, Zicheng Liu, Ce Liu, Michael Zeng, and Lijuan Wang. Mm-react: Prompting chatgpt for multimodal reasoning and action. *arXiv preprint arXiv:2303.11381*, 2023. 3
- [45] Zhengyuan Yang, Jianfeng Wang, Linjie Li, Kevin Lin, Chung-Ching Lin, Zicheng Liu, and Lijuan Wang. Idea2img: Iterative self-refinement with gpt-4v(ision) for automatic image design and generation, 2023. 3
- [46] Junyi Zhang, Jiaqi Guo, Shizhao Sun, Jian-Guang Lou, and Dongmei Zhang. Layoutdiffusion: Improving graphic layout generation by discrete diffusion probabilistic models. *arXiv preprint arXiv:2303.11589*, 2023. 3
- [47] Peiying Zhang, Nanxuan Zhao, and Jing Liao. Text-guided vector graphics customization. *arXiv preprint arXiv:2309.12302*, 2023. 4

# COLE: A Hierarchical Generation Framework for Graphic Design

## Supplementary Material

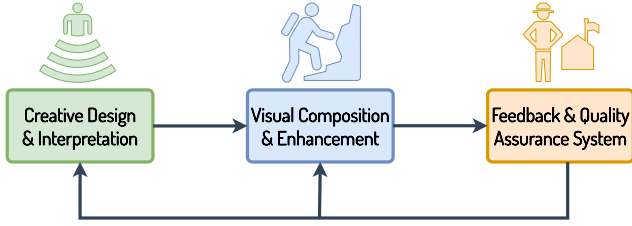


Figure 17. Illustrating the overall pipeline of producing high-quality graphic design.

### A Graphic Design Pipeline

The generation of high-quality graphic designs from user intentions requires the harmonious integration of several roles or components, each tailored to address specific aspects of the graphic design process [34, 36]. We initially offer a detailed plan that outlines these roles, clarifies their purposes, and explains their interactions. Figure 17 illustrates the complete pipeline.

**Creative Design and Interpretation** The primary function of this role involves understanding user intentions and translating them into tangible design elements like titles, subtitles, headings, subheadings, and body text. It also sets the tone and style of the graphic design, which incorporates elements such as primary color, theme, style, and captions.

**Visual Composition and Enhancement** The key responsibility of this role is to uphold the principles of design aesthetics and layout, which involves the generation, assessment, and adjustment of visual appeal and spatial organization. The generation process mainly utilizes a comprehensive library of images, icons, and textures to enhance the design. This module further refines the initial concepts originating from the Creative Design and Interpretation engine, optimizing the layout and enriching the design with suitable assets. For instance, it is imperative to not only generate images of objects, decorations, and backgrounds, but also to predict various typographic attributes for elements such as the heading, subheading, and body text.

**Feedback and Quality Assurance System** The principal function of this role is to integrate user feedback into the design in an iterative manner, with the objective of ensuring that generated designs comply with quality benchmarks and regulatory standards. This module guarantees that the designs not only align with user expectations, but also fulfill professional and legal criteria. It maintains a continuous

interaction with the first two modules to guide the design refinement process.

#### Intention Generation Prompt for GPT3.5

You are an excellent image analyst and capable of guessing a image designer's intention. I will give you an image's necessary information, including image title, image format, image keywords, all text contained in the image. Your task is to output a JSON formatted string. This string contains a key value, intension, and the corresponding value is the user intension for designing this image. Please output the user intension from the perspective of the user using the image generation tool. Please note that the text information carried in the image may be helpful in the output results. Please include unique and necessary information in the entered text in the caption, such as website address, phone number, price, etc. Do not output any other irrelevant information. If needed, you can make reasonable guesses. Please refer to the example below for the desired format.

**Collaboration Loop** This system ensures that the designs not only meet user expectations, but also adhere to professional and legal standards. It maintains a constant dialogue with the first two modules to navigate the design refinement process effectively.

**Discussion** Unlike traditional graphic design systems that rely significantly on the expertise of professional designers, we aspire to create a DesignerAgent. This innovative system is designed to generate superior graphic designs, leveraging user intention descriptions alone. By fine-tuning state-of-the-art Large Multimodal Models (LMMs), Large Language Models (LLMs), and diffusion models, we aim to fully exploit our carefully curated, high-quality graphic design datasets to achieve this objective.

### B. Detailed System Prompts for GPT-3.5 and GPT-4V(ision)

We introduce the *Intention Generation Prompt* for GPT3.5, *Quality Assurance Prompt* for GPT-4V(ision), and *Pair-wise Comparison Prompt* for GPT-4V(ision) as follows: The *Intention Generation Prompt* is crafted to deduce the user's purpose utilizing diverse image data, such as keywords, all text visible in the image, the image's title, among others. The *Quality Assurance Prompt* for GPT-4V(ision) is established to evaluate the quality of the created graphic design images across roughly five dimensions. These dimensions include design and layout, content pertinence, graphics and imagery, creativity, and the use of typography and color. The *Pair-wise Comparison Prompt* for GPT-4V(ision) is proposed to objectively compare our generated images with results from other methods from six perspectives of graphic design.

## C. The Detailed List of DESIGNERINTENTION

A comprehensive list of designer intention prompts is summarized across Table 2, Table 3, Table 4, and Table 5.

Table 2 details the intention prompts corresponding to the images exhibited in Figure 1 of the main paper. In Figure 18, we show a few example pairs that illustrate the original image information alongside the corresponding generated intention prompt.

Table 3 presents the intention prompts augmented with GPT-4, which were utilized for DALL·E3 in Figure 2 of the main paper.

In Table 4, we display the augmented intention prompts with GPT-4 that were employed for DeepFloyd/IF, SDXL, and DALL·E3 in Figure 10 of the main paper.

Last, Table 5 provides the detailed intention prompts for the design images generated, as depicted in Figure 11 of the main paper.

### Quality Assurance Prompt for GPT4V(ision)

You are an autonomous AI Assistant who aids designers by providing insightful, objective, and constructive critiques of graphic design projects. Your goals are: Deliver comprehensive and unbiased evaluations of graphic designs based on established design principles and industry standards. Identify potential areas for improvement and suggest actionable feedback to enhance the overall aesthetic and effectiveness of the designs. Maintain a consistent and high standard of critique. Utilize coordinate information for data description relative to the upper left corner of the image, with the upper left corner serving as the origin, the right as the positive direction, and the downward as the positive direction. Please abide by the following rules: Strive to score as objectively as possible. Grade seriously. A flawless design can earn 10 points, a mediocre design can only earn 7 points, a design with obvious shortcomings can only earn 4 points, and a very poor design can only earn 1-2 points. Keep your reasoning concise when rating, and describe it as briefly as possible. If the output is too long, it will be truncated. Only respond in JSON format, no other information.

Grading criteria:

**Design and Layout (1-10):** The graphic design should present a clean, balanced, and consistent layout. The organization of elements should enhance the message, with clear paths for the eye to follow. A score of 10 signifies a layout that maximizes readability and visual appeal, while a 1 indicates a cluttered, confusing layout with no clear hierarchy or flow.

**Content Relevance and Effectiveness (1-10):** The content should be not only relevant to its purpose but also engaging for the intended audience, effectively communicating the intended message. A score of 10 means the content resonates with the target audience, aligns with the design's purpose, and enhances the overall message. A score of 1 indicates the content is irrelevant or does not connect with the audience.

**Typography and Color Scheme (1-10):** Typography and color should work together to enhance readability and harmonize with other design elements. This includes font selection, size, line spacing, color, and placement, as well as the overall color scheme of the design. A score of 10 represents excellent use of typography and color that aligns with the design's purpose and aesthetic, while a score of 1 indicates poor use of these elements that hinders readability or clashes with the design.

**Graphics and Images (1-10):** Any graphics or images used should enhance the design rather than distract from it. They should be high quality, relevant, and harmonious with other elements. A score of 10 indicates graphics or images that enhance the overall design and message, while a 1 indicates low-quality, irrelevant, or distracting visuals.

**Innovation and Originality (1-10):** The design should display an original, creative approach. It should not just follow trends but also show a unique interpretation of the brief. A score of 10 indicates a highly creative and innovative design that stands out in its originality, while a score of 1 indicates a lack of creativity or a generic approach.

### Pair-wise Comparison Prompt for GPT4V(ision)

Your task is to evaluate the accuracy of images generated by different computer programs, using their accompanying captions as a reference. You will be provided with a caption and two images, which were produced by distinct software and designed to test the capabilities of image generation technology, and the texts that the images must contain to convey the intention of the image. Your role involves comparing these images based on specific criteria. Focus solely on these elements during your assessment: **Composition:** Evaluate whether the elements within each image are strategically placed and harmonious. Check if there's a pronounced center of attention in the arrangement. Ponder over the excellence of each image, focusing on the aforementioned elements, to discern which one surpasses the other.

**Image Composition:** The important thing is that the picture has a clear subject, and does not overwhelm the subject with overly complicated beautification. The key focus is to ensure the visual harmony of the image. Pay attention to the balance and arrangement of elements within the picture. Evaluate whether the image presents a cohesive and visually pleasing composition. Consider the effectiveness of the layout and the interaction of objects in the scene.

**Medium:** The most important point is that the artistic expression must fit the user's caption, otherwise the artistic expression will be meaningless. Focus on the unique artistic qualities and techniques displayed in each image. Consider the effectiveness of these artistic choices, reflecting on how well they align with the given caption. Evaluate the distinctiveness and merits of the artistic style and medium.

**Overall Alignment:** The most important thing is whether the picture can meet the user's creative purpose and whether it is practical. Beauty is not the only guarantee. Assess if the image faithfully represents the caption. Ensure that all elements mentioned in the caption are present and accurately portrayed in the image. Consider how well the image aligns with the caption in terms of accuracy and completeness.

**Overall Aesthetics:** The most important point is whether the overall picture background and text are harmonious, whether the text is clearly visible, whether the picture matches the font perfectly, the theme between the picture and text is clear, and the colors are harmonious. Consider the overall appeal and creativity of the design. Does it provide an original and innovative interpretation of the caption? Contemplate its uniqueness and whether it brings a new perspective to the table.

**Text Render:** The most important thing is to ensure that the color selection of all text and the background color are not the same. The same color will cause the visibility of the text to be very low. Please consider whether the text can be clearly displayed on the picture as an important indicator. Examine whether the text is readable and appropriately styled. Check for correct spelling. Assess the suitability of font choices, spacing, and alignment in relation to the overall design.

Reflect on these qualities to determine which image surpasses the other. Voice your thought process and ultimately announce your preference, either as 'I Image 1' or 'I Image 2'. Adhere to these principles: 1. Avoid excessive criticism. If the key elements of the caption are mostly accurate, the image is considered satisfactory. 2. Disregard elements not directly mentioned in the caption, even if they appear in the image. 3. Acceptable if the depiction of objects is somewhat distorted, as long as they are identifiable to a person. 4. Your conclusion should be either 'I Image 1' or 'I Image 2'. 5. Aim to discern the superior image. If both appear equally lacking, a random choice is permissible. 6. Keep your explanatory remarks brief, under 50 words.

## D. More Ablation Experiments

**Text-to-Background & Text-to-Object** To assess the efficacy of our text-to-background diffusion model, we conducted a comparative analysis involving DeepFloyd/IF, SDXL, and DALL·E3, as depicted in Figure 21. The complete list of prompts for generating corresponding background images is listed in Table 6. Our findings reveal a notable trend among current state-of-the-art diffusion models: they often generate objects that occupy the entirety of the image, neglecting adequate space for accommodating visual text.

As a result, the background images produced by our spe-



Category	Intention Prompt
creative	Design an animated digital poster for a fantasy concert where Joe Hisaishi performs on a grand piano on a moonlit beach. The scene should be magical, with bioluminescent waves and a starry sky. The poster should invite viewers to an exclusive virtual event.
advertising	Create a customer testimonial advertisement showcasing a pink clothing collection. The advertisement includes a positive review from Jenny Wilson.
marketing	Create a poster advertising a corner spice shop with a wide range of spices and ingredients.
posts	Promote a stand-up comedy show happening on November 12th, 20xx.
marketing	Design a gift certificate for a travel insurance company promoting their services with a 30% discount offer. The certificate should convey a sense of safety and protection while travelling.
posts	Design a recruiting post for a graphic designer job opening. Encourage interested candidates to send their CV to yourname@email.com
marketing	Design a Christmas sale poster with a fun and festive look. The poster should advertise up to 50% off on Christmas accessories, with a limited time offer.
marketing	Design a gift certificate for a travel insurance company that offers a 30% discount for all kinds of travel.
creative	Design an alluring poster for a blues concert in a clearing of the Amazon Rainforest. The artwork should evoke the soulful tunes of blues music echoing through the wilderness. Use a moody, midnight blue palette and incorporate silhouettes of blues instruments and nocturnal wildlife.
posts	Create a LinkedIn post with a cartoon illustration to promote an article about the benefits and growing popularity of remote work from home. The post links to a website for more information about the topic and is associated with a specific company and CEO John Doe.
marketing	Create a poster advertising babysitting services. The design should be warm and inviting, featuring a little girl and emphasizing professional and reliable childcare. The business name and phone number should be prominently displayed (+123 456 7890).
marketing	Create a poster advertisement for a restaurant's happy hour special, showcasing the luxury and elegance of the establishment. The poster should include the restaurant's name, location, website, and phone number for reservations and delivery. Happy Hour runs from 7 PM to 11 PM.
marketing	Create a real estate rental property flyer with a cozy and inviting interior design. Showcase the apartment's features, amenities, and price. Include contact information for the real estate agency and their website address. The monthly rental price is \$13,950. Bedrooms: 2, Bathrooms: 3, Square Footage: 1500.
creative	Design an interactive digital invitation for a space-themed gala. The invitation should feature an animated rocket launch sequence and include a scannable QR code that plays a personalized greeting from a holographic astronaut.
creative	Create a series of posters for a fictional Ancient Greek Olympics, with each poster highlighting a different sport like chariot racing or discus throw, styled in traditional Greek pottery art.
covers& headers	Create an Instagram story promoting a special Christmas offer for a chocolate drink. The offer includes a 20% discount and encourages customers to order now.

Table 2. The intention prompts listed in Figure 1 are arranged in a sequence that progresses from the top left to the bottom right.

Category	Intention Prompt
posts	An eye-catching car sale ad featuring a glossy white hatchback automobile, gleaming under the glow of a soft spotlight. The car's sleek contours and sparkling rims are accentuated. Bold, crisp letters in the corner proclaim the enticing price of \$13,900, with a monthly payment estimate of \$179 highlighted beneath. A smart, clickable URL, CALIPSUN.CO.UK, is displayed prominently for further details, serving as a beacon for potential buyers.
posts	A grand display of our exclusive timepiece collection, each watch exuding elegance and style, set against a sophisticated black background. The watches are embedded with intricate details and shimmering dials. A bold, eye-catching "40% off" sign is placed prominently, urging viewers to upgrade their style. On the top corner, the Instagram Story's "Swipe Up" prompt is needed, symbolizing the immediacy of this limited-time offer.
advertising	A burst of vibrant pink hues dominates the canvas: a mix of blush, fuchsia and rose clothing neatly arranged. In the corner, a gleaming starburst accentuates a glowing testimonial from Jenny Wilson, her words of praise shimmering. Beneath the testimonial, elegantly scripted contact information is highlighted: phone number 123-456-789, website WWW.FASHIONSTYLE.COM, and an address at 123 Anywhere ST., Any City.
posts	An energetic poster with a vibrant color palette, showing joyful children safely riding top-quality scooters. Bold text announces, "Back to School Scooter Sale!" A prominent "40% off" starburst highlights the best scooters for kids. Parents are seen looking on contentedly, knowing they've chosen a fun, safe ride for their children to school.

Table 3. The augmented intention prompts with GPT-4 listed in Figure 2.

Category	GPT4 Refined Intention Prompt
advertising	A burst of vibrant pink hues dominates the canvas: a mix of blush, fuchsia and rose clothing neatly arranged. In the corner, a gleaming starburst accentuates a glowing testimonial from Jenny Wilson, her words of praise shimmering. Beneath the testimonial, elegantly scripted contact information is highlighted: phone number 123-456-789, website WWW.FASHIONSTYLE.COM, and an address at 123 Anywhere ST., Any City.
events	A vibrant birthday card bathed in festive hues of red, orange, and yellow. A delectable cake, crowned with an assortment of juicy fruits, serves as the focal point. Around it, confetti and streamers tumble playfully. The card invites you to a birthday celebration on June 22nd, from 8pm to 11pm, in a quaint house located at 123 Street, Any City 4567.
marketing	Picture a vibrant gift certificate for a leading travel insurance company. A globe subtly watermarked in the background, planes, and ships carelessly darting across. Emblazoned on the center in bold, gold lettering is the irresistible offer: "30% Discount on All Travel Insurance Policies". Borders of the certificate are adorned with famous landmarks, adding a touch of wanderlust. The company's logo sits proudly at the top, promising security and peace of mind for all journeys.
posts	A vibrant autumnal landscape with leaves in shades of gold, amber, and crimson cascading from the trees. A sleek banner sweeps across the scene, displaying the text "30% off Autumn Collection". A stylish arrow gently points downwards towards a glowing "Link in Bio" button. The whole image exudes an irresistible allure, beckoning Instagram viewers to partake in this exclusive offer.
covers& headers	A vintage-inspired thumbnail for a vlogger episode, prominently featuring a curated assortment of five rare antique telephones, each unique in design and era. The collection is artfully arranged on a mahogany table against a backdrop of antiquated maps and time-worn books. The eye-catching title, "Top 5 Antique Phones", is elegantly superimposed on the scene in a classic, bold typeface.
creative	Imagine a captivating poster for a blues concert nestled in a moonlit clearing of the Amazon Rainforest. The midnight blue canvas paints an enchanting scene of silhouetted blues instruments - a saxophone, a guitar, and a harmonica - intertwined with the silhouettes of nocturnal wildlife like sleek panthers and hooting owls. The artwork pulsates with the soulful rhythm of blues music, echoing through the wilderness, stirring the soul.

Table 4. The augmented intention prompts with GPT-4 listed in Table 1 and Figure 10.

cialized diffusion models prove more conducive for integration with diverse elements, such as the object image layer and the typography image layer. This suitability arises from their ability to create backgrounds that allow for seamless incorporation of these various elements, fostering enhanced compositional flexibility.

**Typography LMM & Reflect LMM** In Figure 20, we report the localization accuracy comparison results, such as mIoU, AP<sup>25</sup>, AP<sup>50</sup>, and AP<sup>75</sup>, for the predicted text boxes

Category	Intention Prompt
covers& headers	Create a Youtube thumbnail for a video showcasing how to make Italian dishes at home, specifically focusing on rolling out dough.
covers& headers	Create a Youtube thumbnail to promote a pastry making tutorial series. The series is called "The Best Pastry in the World" and is hosted on the channel "Your Channel". The thumbnail should showcase a collage of homemade pastries, specifically croissants. Part 01 should be emphasized.
covers& headers	Create a Youtube thumbnail for promoting an antique store subscription service. Showcase the variety of unique vintage goods available in the store.
covers& headers	Design a Facebook event cover for a winter decoration workshop featuring lectures and demonstrations by Miranda Yates, Sam Knightly, Zachary Evans, and Veronica Floyd on December 24 at Lafayette Studio.
covers& headers	Create a Facebook cover image to announce a flower exhibition event.
marketing	Create a Thanksgiving gift certificate with an elegant and sophisticated design that offers a 50% discount on decorations. The message wishes a happy Thanksgiving to the recipient.
marketing	Design a colorful store logo with an illustration of leaves to represent a fresh and vibrant shopping experience. The store may be named TB.
marketing	Create a coupon that promotes a garden design service offered by Yard Culture. The coupon is a gift voucher valued at \$49 and can only be used once. It is valid until November 15th. The coupon number is No:7496-4587.
marketing	Design a poster to promote a charity bike ride event to raise funds and support for a humanitarian cause. The event will be held on June 26th and the website for registration and donation is www.funbike.com.
marketing	Create an advertisement poster for a college merchandise store that has been operating since 1991. The design should focus on college and university branded gear, including clothes, backpacks, and bags.
posts	Create an Instagram story frame with a futuristic and fantasy-like design that features a man in an astronaut helmet and a space-themed background. The text #ThisIsMetaLife and SPACEDOUT are included.
posts	Create a recruiting Instagram post to advertise a job vacancy for a UI/UX designer. Encourage passionate individuals to apply and provide a link to apply in the bio.
posts	Promote a personal styling service for summer vacation outfits on Instagram. The contact number is +400 1357 2468 and website is www.website.com.
posts	Create an Instagram story promoting a special Christmas offer for a chocolate drink. The offer includes a 20% discount and encourages customers to order now.
posts	Create an Instagram story ad for an antique shop, promoting the sale of a timeless typewriter. Encourage customers to visit the store by swiping up on the story.
events	Design a holiday-themed gift card to promote the sale of gift boxes and packaging for the Christmas in July event. Include the website address www.yourbrand.com and store name.
events	Create a Valentine's Day greeting card with a cute and romantic design. The card includes the phrase "Happy Valentine's Day" and "Much love to you".
events	Create a business card for a car service company that highlights their commitment to providing reliable and efficient car maintenance and repair services. The slogan "Give your car wings" emphasizes the quality of service provided.
events	Design an advertisement card to promote the sale of premium quality school equipment, with a focus on enhancing the learning experience for students.
events	Create a Women's Day greeting card with signs of female gender, celebrating women and their achievements. The design should be beautiful and include floral elements. The card should be suitable for store use and have a message of "Happy Women's Day".
advertising	Create an Instagram ad for a real estate agency highlighting the modern and prestigious skyscraper building they have on offer. Encourage viewers to 'reach new highs' by visiting the website at www.togalim.eu. Include contact phone numbers 126-3764-1376 and 301-17361-5085 for interested clients.
advertising	Create an Instagram ad for a real estate agency highlighting the modern and prestigious skyscraper building they have on offer. Encourage viewers to 'reach new highs' by visiting the website at www.togalim.eu. Include contact phone numbers 126-3764-1376 and 301-17361-5085 for interested clients.
advertising	Create a Facebook advertisement for a store selling natural essential oils that promote healing for the body and soul. Highlight the use of floral and plant ingredients in the product. Encourage viewers to visit the store.
advertising	Design a weekend sale advertisement for skincare products with a focus on promoting the cosmetic serum. All items are discounted up to 30% for this season.
advertising	Create an Instagram ad for a camping festival and hiking event. The ad should promote the event and provide information about registration, including a website. Additionally, offer tips for surviving while hiking.
advertising	Create an Instagram ad for a toy store's Black Friday and Cyber Monday sale with a focus on the discount of 45% off on selected toys.
creative	Design an attractive poster for a Mars botanical garden tour. Illustrate a greenhouse with a variety of extraterrestrial plants. Use vibrant colors to depict the potential biodiversity on Mars.
creative	Create an enticing poster for a classical orchestra concert in the heart of the Amazon Rainforest. Depict the harmony between the music and the wilderness with a blend of vibrant greens and subtle sepia tones. Incorporate subtle hints of wildlife and flora within the musical instruments.
creative	Design a dramatic poster for an opera performance in a natural Amazon Rainforest amphitheater. Use a bold, Baroque-inspired style to reflect the grandeur of opera, juxtaposed with the raw beauty of the forest. Show a dramatic scene unfolding on the forest stage.
creative	Create a poster for an imaginary music festival where classical composers like Mozart and Beethoven are headliners. The design should merge classical elements with a modern music festival vibe, including stage setups and audience.
creative	Construct an eye-catching poster for an upcoming academic conference on Quantum Physics. The design should encapsulate the mysterious and profound nature of the subject. Use a black hole or quantum particles as the main design element, and a deep space color scheme to create an intriguing atmosphere. Make sure the conference details and keynote speakers are clearly visible.

Table 5. The intention prompts listed in Figure 11 are arranged in a sequence that progresses from the top left to the bottom right.

Category	Image Generate Prompt
marketing	Gift Certificate. blank, empty, layout, th, certificate, offer, illustration, pattern, floral, flowers, pink, frame, sale. The image features a white background with a pink border. The border is adorned with a decorative floral pattern, giving the image a visually appealing and elegant appearance. The combination of the white background and the pink border with the floral pattern creates a harmonious and attractive design.
posts	Instagram Story. astronaut, cosmic, cosmonaut, helmet, orange, science, space, spaceman, universe, story, instagram, ig, insta, frame. The image features a man wearing a spacesuit, sitting on a planet with his legs crossed. He is positioned in the center of the scene, and the planet is displayed in the background. The man appears to be a spaceman, possibly an astronaut, as he is dressed in a suit designed for space travel. The scene is set against a dark blue sky, which adds to the overall atmosphere of the image.
marketing	Gift Certificate. agency, holiday, journey, service, tourism, travel, vacation, th, certificate, sale, discount, insurance, illustration, cartoon, blue. The image features a map with a variety of travel-related items scattered around it. There are several pairs of shoes, including a couple of boots, placed in different positions on the map. A hat is also present, positioned near the top left corner of the map. In addition to the shoes and hat, there are multiple books scattered across the map, with some located near the bottom left corner and others in the middle and top right areas. A pair of scissors can be seen in the top right corner of the map, and a clock is placed near the center of the map.
events	Business Card European. data, card, health, home, professional, service, technology, icon, house, nursing, care, modern, medical, health care, contact, information. The image features a house with a pink roof, which is situated next to a street. The house is surrounded by a white fence, and there is a person standing on the sidewalk in front of the house. The person appears to be looking at the house, possibly admiring its architecture or considering it for purchase. The scene also includes a car parked on the street, adding to the overall atmosphere of the neighborhood.
events	Instagram Post. wedding, dinner, rehearsal, banquet, event, holiday, celebration, marriage, food, party, restaurant, ceremony, leaf, jungle, tropical, exotic, brown, instagram, post, insta, ig, th. The image features a brown background with a few green leaves scattered throughout the scene. The leaves are of various sizes and are positioned at different angles, creating a sense of depth and texture. The overall composition of the image is simple, with the brown background and green leaves being the main focus.
covers& headers	Instagram Post. empowerment, equality, feminism, holiday, march, march 8, rights, women, women's day, womensday, th, illustration, female, girls, celebration, beautiful, greeting, sisterhood, instagram, insta, ig, post, flowers, floral. The image features two people standing next to each other, each holding a heart. The hearts are positioned above their heads, creating a visually striking scene. The people are standing in front of a backdrop of flowers, adding a touch of color and beauty to the image.
advertising	Ticket DIN large. festival, art, abstract, geometric, graphic, illustration, pattern, shape, simple, visual, colorful, blue, ticket. The image features a colorful and abstract design, with a predominantly blue background. The design consists of various geometric shapes, including triangles, squares, and circles, arranged in a visually appealing manner. The shapes are positioned throughout the image, with some closer to the foreground and others further in the background. The overall composition creates a sense of depth and complexity, making the image visually engaging and interesting.
	Square Graphic Post. th, instagram, insta, ig, post, style, fashion, trendy, fashionable, stylish, beautiful, clothes, model, woman, posing, modern, female, young, casual, beauty, attractive, look, color, modeling, lady, people, outfit, order, new arrival, pink, customer, testimonial, review. The image features a pink background with a white square placed in the center. The square is surrounded by a pink hue, giving it a slightly pinkish tint. The background is predominantly pink, with no other objects or distractions visible in the scene.

Table 6. The image generator prompts listed in Figure 21 are arranged in a sequence that progresses from the top to the bottom.

Setting	Design LLM	Text-to-Background DM		Text-to-Object DM		Typography LMM	Reflect LLM
		Stage 1	Stage 2	Stage 1	Stage 2		
Training epochs	10	10	10	20	20	6	4
Batch size	64	64	36	64	24	32	64
Learning rate	5e-4	5e-5	5e-5	5e-5	5e-5	2e-4	2e-4
AdamW $\epsilon$	1e-6	1e-8	1e-8	1e-8	1e-8	1e-6	1e-6
AdamW $\beta$	(0.9, 0.999)	(0.9, 0.999)	(0.9, 0.999)	(0.9, 0.999)	(0.9, 0.999)	(0.9, 0.999)	(0.9, 0.999)
Learning rate schedule	Constant	Cosine	Cosine	Cosine	Cosine	Cosine	Cosine
Warmup steps	50	50	50	50	50	100	100
Max token length	1024	-	-	-	-	2048	2048
Training strategy	50% Causal, 50% CM3 [1]	-	-	-	-	Causal	Causal
Tuned parameters	13B	76M	41M	4.3B	1.2B	0.8B	0.8B
LoRA rank	-	128	128	-	-	128	128
LoRA alpha	-	-	-	-	-	256	256
Input resolution	-	64 <sup>2</sup>	256 <sup>2</sup>	64 <sup>2</sup>	256 <sup>2</sup>	336 <sup>2</sup>	336 <sup>2</sup>

Table 7. Illustrating the detailed hyperparameters used for training each generation model.

based on the Typography LMM and the refined text boxes derived from the Reflect LMM. To facilitate fair comparisons and to utilize the ground-truth annotations of the text boxes, we employ the ground-truth background image and the ground-truth text value as the visual and textual conditions, respectively. Following this, the combination of these ground-truth conditions is inputted into the Typography LMM to predict the various typography attributes, including the text box positions denoted by the values of left, top, width, and height. For the Reflect LMM, we input the rendered graphic design images (based on the Typography LMM) as the visual condition and the ground-truth text value as the textual condition, subsequently predicting the new values for left, top, width, and height.

To compute the mIoU, AP<sup>25</sup>, AP<sup>50</sup>, and AP<sup>75</sup> scores, we initially compare each predicted text box with its corresponding ground-truth counterpart. Subsequently, these scores are averaged across all text boxes. As demonstrated in the comparison results in Figure 20, we observe a significant improvement in performance, particularly for the AP<sup>50</sup> and AP<sup>75</sup> metrics. For reference, we have illustrated the qualitative predictions derived from both the Typography LMM and Reflect LMM in Figure 19.

**Comparison by Professional Designer and GPT-4V** In order to conduct a thorough and precise evaluation of the image quality produced by our COLE and DALL·E3 systems, we implement a strategy that incorporates both subjective and objective methodologies.

On the subjective front, we leverage the expertise of a professional graphic designer to appraise the images created by COLE and DALL·E3. This analysis takes into account various factors such as composition, subjective impressions, and color scheme. An elaborate presentation of this assessment can be found in Figure 22. From an objective perspective, we create prompts akin to the *Pair-wise Comparison Prompt for GPT-4V(ision)*, detailed in Section B, and input these prompts alongside two images into the

GPT-4V(ision) model. We then conduct a comparative analysis of the images based on six distinct dimensions: *overall composition layout, image composition, medium, overall coherence, overall aesthetics, and text rendering*.

Specific outcomes of this comparison, along with the accompanying rationale, are illustrated in Figure 23. As evidenced by the two provided examples, our model consistently generates images that surpass those produced by DALL·E3 in four key areas. This highlights our model’s superior performance, especially in terms of adherence to user intent and in the precision and readability of text rendering, as compared to DALL·E3.

## E. Hyperparameters

Table 7 outlines all the comprehensive training hyperparameters for our COLE system, which is composed of a hierarchical series of five generative models. The table is segmented into three parts: training settings, model settings, and data settings, listed in that order from top to bottom.



Figure 18. Illustrating some examples of generating designer intention prompts derived from the original image information present in the raw data. We choose GPT-3.5 by default.



Figure 19. Qualitative comparison of the typography position predictions generated by the Typo LMM and those refined by the Reflect LMM.

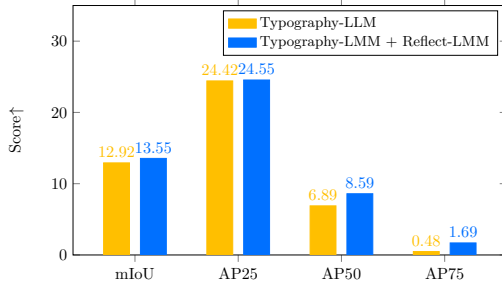


Figure 20. Illustrating the typography localization performance with Typo LLM or Typo LLM + Reflect LLM.

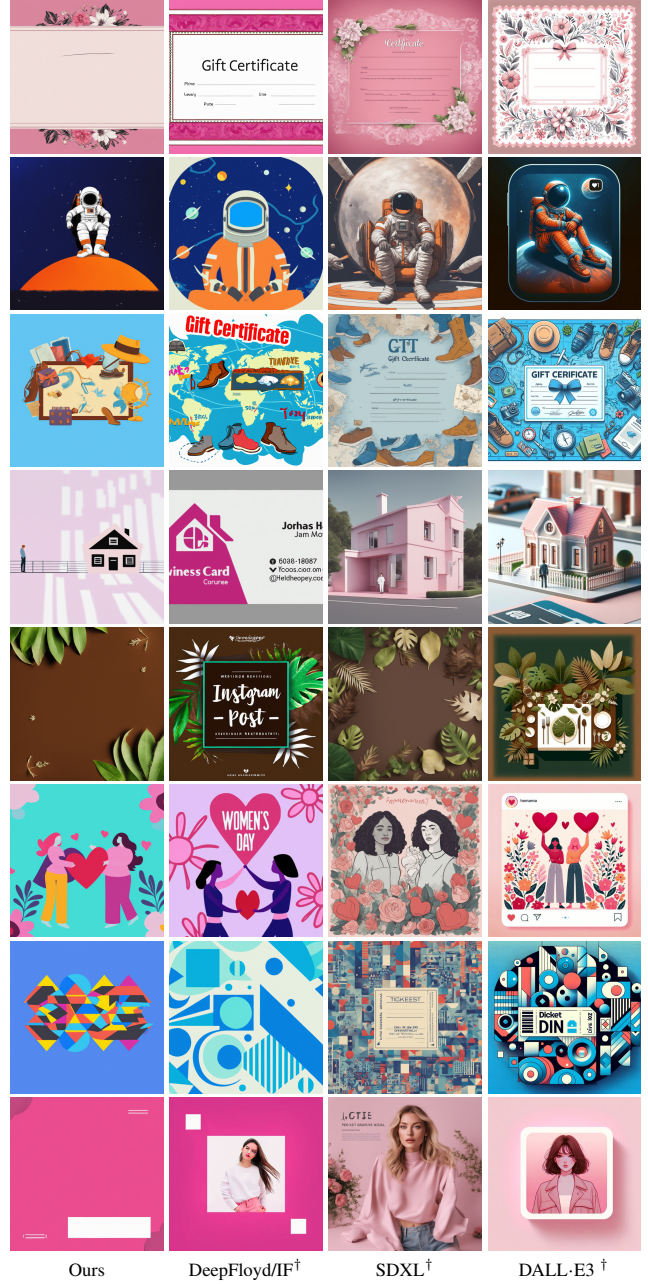


Figure 21. Comparing our text-to-background image generation model to the previous state-of-the-art (SOTA) systems using the DESIGNERINTENTION benchmark. For this comparison, we are solely focusing on the quality of the background image. We have selected the DeepFloyd/IF-XL and SDXL-1.0 + SDXL-Refiner-1.0 models for their exceptional performance. The superscript symbol  $\dagger$  is used to denote the use of GPT-4 for enhancing the background prompt.



## Sample Analysis: Designer's Perspective

### Intension

Create a Facebook advertisement for a wildlife organization that highlights interesting facts about tropical birds, particularly the Blue Macaw Parrot. The ad emphasizes that macaws can live for more than 75 years, larger than other parrots and cockatoos.

### Designer Comment

Figure 1 stands out due to its successful balance of comfort and control over color, elements that are inherently interrelated. The composition employs a brightly colored parrot as the central focus against a dark spatial backdrop, creating a concentrated visual focus. The incorporation of a diagonal 45° branch lends the image a triangular composition, establishing a solid visual relationship. This simple yet effective compositional technique provides a flat sense of composition and enhances the quality of the art photography. The color scheme aligns with the user's preference for a dark blue background, which contrasts with the light blue of the parrot, the most prominent color in the image. Surprisingly, two light blue blocks were employed on either side of the image, and a more vivid azure blue was selected from the existing blue color palette. This design choice is a bold experiment with both pros and cons. Objectively, it contributes positively to the image, enhancing the minimalistic and static composition by increasing the visual impact and slightly shifting the compositional center to enhance focus. However, the placement of the "75+ years" text in the title is unclear in its intention and could benefit from optimization.

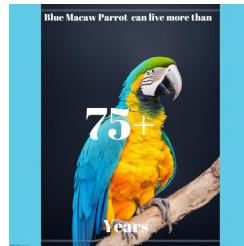


Figure 1 (COLE)

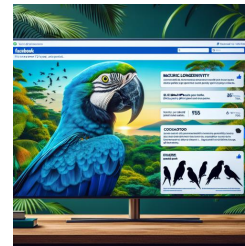


Figure 2 (DALL-E3)

### Augmented Intension w/ GPT4

A vivid Facebook advertisement for a wildlife organization, centralizing on the majestic Blue Macaw Parrot. The parrot, with its striking azure plumage and powerful beak, stands out amidst a lush tropical background. The ad reveals intriguing facts; an infographic beside the bird highlights its longevity of over 75 years and its stature, towering above silhouettes of other parrots and cockatoos.

### Designer Comment

Figure 2, on the other hand, presents a complex image structure with multiple compositional layers. Based on the keywords, the AI appears to have over-interpreted the user's intent, translating it into the form of a Facebook webpage advertisement. This resulted in the inclusion of a monitor and web browser, elements that were not mentioned in the original prompt. The screen content does not fully align with the original text requirements. The vivid sunrise/sunset natural scenery behind the parrot contrasts with the original requirement for a dark background. This addition of independent material may either meet user expectations or misinterpret their needs. The difference in content interpretation leads to an overall image that seems more crowded and commercial in nature.

## Sample Analysis: Designer's Perspective

### Intension

Create a customer testimonial advertisement showcasing a pink clothing collection. The advertisement includes a positive review from Jenny Wilson.




Figure 1 (COLE)



Figure 2 (DALL-E3)

### Augmented Intension w/ GPT4

A burst of vibrant pink hues dominates the canvas: a mix of blush, fuchsia and rose clothing neatly arranged. In the corner, a gleaming starburst accentuates a glowing testimonial from Jenny Wilson, her words of praise shimmering. Beneath the testimonial, elegantly scripted contact information is highlighted: phone number 123-456-789, website WWW.FASHIONSTYLE.COM, and an address at 123 Anywhere ST., Any City.

### Designer Comment

The graphic layout of Figure 1 is more reasonable, in line with the text of the characters living information context. The overall composition borrowed from the background image of the spatial perspective of the background space and the text, the right side of the picture of the women from left to right of the progressive relationship that makes the picture has a hierarchical and balanced. The overall reddish hue, but also corresponds to the left side of the deeper pink block pressure words, the middle part of the background with a semi-transparent mask processing, the right side of the characters inside the pink dress, the whole is also echoed in front of the picture structure and the progressive relationship between the information. From these relationships, Figure 1, whether it is the use of elements, color combinations, have taken into account the design logic of the picture.

### Designer Comment

Figure 2 is relatively modest, a centered composition with a diffused center, the radiant symbols generated in the center of the picture deviate a bit from the theme of women and fashion, and the sharp and hard lines do not match the curved and soft objects related to the theme of women in the surrounding area, so the use of elements in the picture seems to be lacking in consideration. The coloring of most of the elements in the image is relatively conservative, with a lack of effective color variations, and the overly heavy monochromatic pink tones are visually boring.

Figure 22. Illustrating the detailed comments provided by professional designer experts.

### Sample Analysis: GPT-4V(ision)




Figure 1 (COLE)

#### Intension

Create a Facebook advertisement for a wildlife organization that highlights interesting facts about tropical birds, particularly the Blue Macaw Parrot. The ad emphasizes that macaws can live for more than 75 years, larger than other parrots and cockatoos.



Figure 2 (DALL-E3)

#### Augmented Intension w/ GPT4

A vivid Facebook advertisement for a wildlife organization, centralizing on the majestic Blue Macaw Parrot. The parrot, with its striking azure plumage and powerful beak, stands out amidst a lush tropical background. The ad reveals intriguing facts; an infographic beside the bird highlights its longevity of over 75 years and its stature, towering above silhouettes of other parrots and cockatoos.

### GPT-4V(ision) Comment

**Composition:** COLE is superior because it has a clearer text and a more suitable font choice. The text is also better aligned and spaced in relation to the overall design. Additionally, the background color is more appropriate for the text, making it more readable. | **COLE**

**Image Composition:** COLE and DALL-E3 both have text that is readable and appropriately styled, but DALL-E3 has a more suitable font choice and alignment in relation to the overall design. Additionally, DALL-E3 includes the infographic mentioned in the caption, while COLE does not. | **DALL-E3**

**Medium:** COLE is superior in terms of text rendering. The text is clear and readable, and the font choice is appropriate. The text is also well-spaced and aligned with the overall design. DALL-E3, on the other hand, has text that is difficult to read and the font choice is not suitable. | **COLE**

**Overall Alignment:** COLE has a clear and simple design, with the text "75+ Years" and "Blue Macaw Parrot can live more than" displayed prominently. DALL-E3, on the other hand, is cluttered and the text is difficult to read. Additionally, the infographic in DALL-E3 is not relevant to the caption. | **COLE**

**Overall Aesthetics:** I would choose DALL-E3. The text is more readable and the infographic is more detailed. The background is also more appropriate for a Facebook advertisement. COLE is too plain and the text is not as clear. | **DALL-E3**

**Text Render:** COLE is better than DALL-E3 because it clearly displays the text "75+ Years" and "Blue Macaw Parrot can live more than" in a readable font and appropriate color. DALL-E3 has too much text and the infographic is not clearly visible. | **COLE**

### Sample Analysis: GPT-4V(ision)



Figure 1 (COLE)

#### Intension

Create a customer testimonial advertisement showcasing a pink clothing collection. The advertisement includes a positive review from Jenny Wilson.



Figure 2 (DALL-E3)

#### Augmented Intension w/ GPT4

A burst of vibrant pink hues dominates the canvas: a mix of blush, fuchsia and rose clothing neatly arranged. In the corner, a gleaming starburst accentuates a glowing testimonial from Jenny Wilson, her words of praise shimmering. Beneath the testimonial, elegantly scripted contact information is highlighted: phone number 123-456-789, website WWW.FASHIONSTYLE.COM, and an address at 123 Anywhere ST., Any City.

### GPT-4V(ision) Comment

**Composition:** Although the text is not completely accurate, it is more legible and the overall design is more appealing. Figure 1 has a poor color choice for the text, making it difficult to read, and the testimonial is cut off. | **DALL-E3**

**Image composition:** COLE is superior in terms of text rendering. The text is clear and readable, and the font choices, spacing, and alignment are suitable for the overall design. DALL-E3 has incorrect spelling and the text is not properly aligned. Additionally, the contact information is not highlighted as mentioned in the caption. | **COLE**

**Medium:** I would choose DALL-E3. The text is more readable and the font choices are more suitable. Additionally, the starburst accentuates the testimonial, as mentioned in the caption. COLE is missing the contact information and the testimonial is cut off. | **DALL-E3**

**Overall Alignment:** COLE has a clear and readable text, but it does not include all the elements mentioned in the caption. DALL-E3, on the other hand, includes all the elements but the text is not readable and the spelling is incorrect. | **COLE**

**Overall Aesthetics:** COLE is superior. The text is readable and appropriately styled. The font choices, spacing, and alignment are suitable in relation to the overall design. The text is also correctly spelled. DALL-E3 has incorrect spelling and the text is not readable. | **COLE**

**Text Render:** COLE has a clear and readable text, but the testimonial is incomplete. DALL-E3 has all the elements mentioned, but the text is not readable and the spelling is incorrect. | **COLE**

Figure 23. Illustrating the detailed comparison results provided by GPT-4V(ision), covering six distinct aspects.