

Beyond Hallucinations: Enhancing LVLMs through Hallucination-Aware Direct Preference Optimization

Zhiyuan Zhao*, Bin Wang*, Linke Ouyang*, Xiaoyi Dong, Jiaqi Wang, Conghui He†
Shanghai AI Laboratory

{zhaozhiyuan, wangbin, ouyanglinke, dongxiaoyi, wangjiaqi, heconghui}@pjlab.org.cn

Abstract

Multimodal large language models have made significant advancements in recent years, yet they still suffer from a common issue known as the “hallucination problem” where the models generate textual descriptions that contain inaccurate or non-existent content from the image. To address this issue, this paper introduces a novel strategy: *Hallucination-Aware Direct Preference Optimization (HA-DPO)*. Our approach treats the hallucination problem as a unique preference selection issue, where the model is trained to favor the non-hallucinating response when presented with two responses of the same image (one accurate and one hallucinating). This paper also presents an efficient process for constructing hallucination sample pairs to ensure high-quality, style-consistent pairs for stable HA-DPO training. We applied this strategy to two mainstream multimodal models, and the results showed a significant reduction in the hallucination problem and an enhancement in the models’ generalization capabilities. With HA-DPO, the MiniGPT-4 model demonstrates significant advancements: POPE accuracy increases from 51.13% to 85.66% (34.5% absolute improvement), and the MME score escalates from 968.58 to 1365.76 (41% relative improvement). The code, models, and datasets will be made publicly available.

1. Introduction

Large Vision-Language Models (LVLMs) have made substantial advancements in synchronizing visual and textual features, thanks to extensive unsupervised pre-training on image-text pairs and meticulous fine-tuning on high-quality data. This progress has endowed these models with the ability to follow multimodal instructions [5, 17, 36, 40], leading to significant achievements in a range of multimodal tasks. However, even the most advanced LVLMs are not immune to the pervasive issue of “hallucination”.

*Equal contribution.

†Corresponding author.

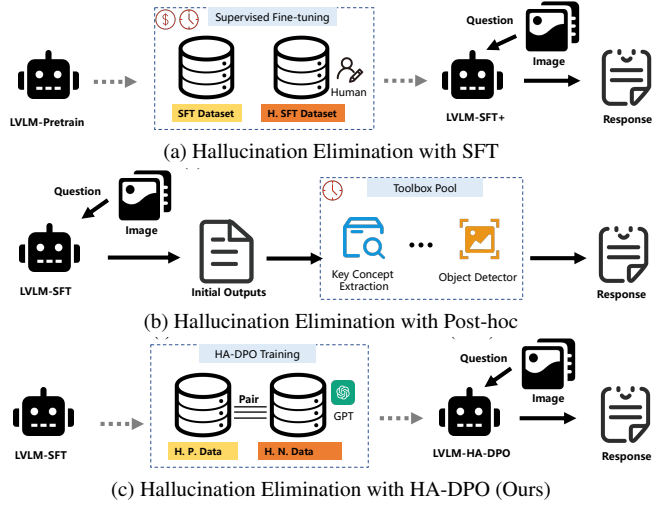


Figure 1. Comparative diagram of strategies for hallucination elimination in LVLMs. ‘H.’ represents hallucination, ‘H.P.’ stands for positive samples without hallucination, and ‘H.N.’ denotes negative samples with hallucination.

This phenomenon, where the model’s output includes fictitious information, such as non-existent objects or incorrect categories, attributes, or relationships, is a critical challenge [8, 13, 15, 30, 35, 39]. These hallucinated details not only tarnish the user experience but can also mislead users, potentially triggering severe consequences. For instance, an inaccurate description in medical diagnostics could lead to a misdiagnosis, posing unforeseeable harm to patients.

Researchers have embarked on a series of studies to mitigate the hallucination issue in multimodal models. Current mainstream solutions can be broadly divided into two categories: the first, as shown in Figure 1a, involves constructing hallucination-related datasets and employing Supervised Fine-Tuning (SFT) to improve the model’s instruction-following ability while mitigating the hallucination phenomenon [5, 15, 36]. Although this method reduces hallucination to a certain extent, it requires high-quality and diverse fine-tuning data, necessitating high annotation costs and training overhead. The second, as shown in Fig-

ure 1b, treats the elimination of model hallucination as a post-processing operation on model input, using existing tools or models (such as tokenizers and detection models) to inspect and modify hallucinated content in sentences [39]. This approach does not necessitate additional data and training in certain situations unless a customized model [34] is required for post-hoc hallucination processing. However, this approach’s effectiveness is limited by the existing models and tools, and its time cost escalates with the incorporation of additional post-processing tools and models.

The SFT method, while beneficial, lacks the flexibility for algorithm optimization and customized hallucination handling. It also imposes substantial requirements on data construction and model training costs. On the other hand, the performance of the Post-Hoc method is entirely contingent on the available toolset. In contrast, this paper views model hallucination elimination as a model preference, with the model being biased towards hallucination-free output. Following this approach, we decouple the task of multimodal hallucination elimination into a preference optimization problem. We anticipate that multimodal models will exhibit a preference constraint during training, leading to a bias towards hallucination-free output. RLHF and DPO are two recent strategies proposed to address the preference issue in large language models. Given the lightweight nature and efficient training of the DPO method, this paper extends it to propose a multimodal DPO strategy sensitive to hallucinations, thereby customizing and enhancing the hallucination elimination capability of multimodal models.

During our analysis of multimodal hallucination evaluation, we identified several flaws in the current hallucination assessment systems. Firstly, they restrict categories to those predefined in various studies [13, 28, 33], treating anything outside these categories as errors. Additionally, they necessitate the construction of synonym sets to prevent synonyms, such as “motorcycle”, from being misclassified as hallucinations. Furthermore, they narrow their focus to specific scopes, such as the existence of targets and object properties, overlooking a broader context. To address these shortcomings, we propose a more intuitive and comprehensive evaluation method that is not confined to fixed categories and scopes, providing a direct measurement of the proportion of hallucinations.

In summary, we make the following contributions:

1. We propose the HA-DPO strategy, a novel paradigm specifically designed to counter hallucinations in large multimodal models, which is demonstrated in Figure 1c. Additionally, we develop a method for constructing style-consistent hallucination sample pairs, ensuring the stability of HA-DPO training.
2. We introduce the Sentence-level Hallucination Ratio (SHR), an intuitive and comprehensive metric for assessing hallucinations in LVLMs.
3. Through extensive experiments on prevalent models, we demonstrate the effectiveness of our approach, showing a marked reduction in hallucinations and a notable enhancement in the general performance of the models.

2. Related Work

2.1. Hallucination in LLMs

Hallucinations in Large Language Models (LLMs) refer to instances when model generate responses that conflict with facts [14, 27, 37]. Nick *et al.* [20] pointed out that LLM hallucinations are significantly correlated with the noise in pre-training data. According to [6], artificially generated pre-training data might also exhibit hallucinations. Apart from the noise introduced by pre-training data, [24] found that the SFT procedure can introduce hallucinations if the model lacks prior knowledge. [10] found that some models often support users without considering the validity of the answer, resulting in sycophancy. Targeting at hallucination brought by noisy pre-training data, Falcon [25] greatly enhanced the capabilities of LLMs by powerful internet data cleaning strategy. LLaMA2 [31] reduced data noise by increasing the sampling ratio of high-quality data sources. As for hallucination mitigation during SFT, LIMA [38] suggested lowering SFT data bulk to increase performance using “few but refined” data. Phi [7, 12] offered textbook-level fine-tuning data, outperforming other LVLMs with larger data sets. RLHF (Reinforcement Learning from Human Feedback) is another strong method in eliminating hallucination. GPT4 enhanced TruthfulQA accuracy from 30% to 60% by learning from human feedback [22].

2.2. Hallucination in LVLMs

LVLM inherits the hallucination problem from LLM, which is even more severe due to the misalignment between two different modal spaces (language and image). POPE [13] identified the object existence hallucination issue in LVLM. Results demonstrated severe LVLM hallucination, with many LVLMs unable to discern. LRV [15] created a large number of QA pairs with rich annotations and scored LVLM answers using GPT4. NOPE [18] examined 10 advanced LVLMs for their capacity to detect non-existence of objects in visual questions, revealing that all are susceptible to object hallucination.

To mitigate hallucination, most methods resorted to improve SFT data quality. VIGC [32] presented a module for Visual Instruction Correction, alleviating long sequence generation hallucination through iterative input updates, ensuring continuous image content focus. LRV [15] constructed a large amount of SFT data to reduce the hallucinations brought about during SFT phase. InstructBLIP [5] ensured the superiority of SFT by utilizing enormous public high-quality datasets. In addition, RL (Reinforcement

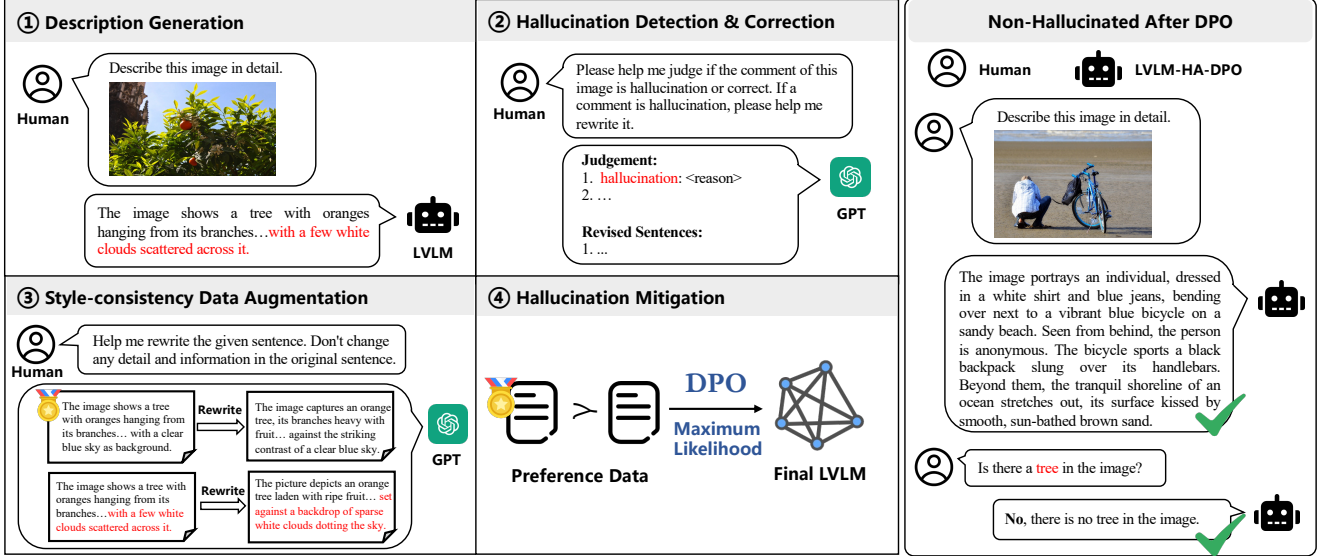


Figure 2. The pipeline of our proposed hallucination mitigation method. The hallucination type is directly extracted from LVLms itself. After Hallucination Correction and Data Augmentation by GPT, the style-consistent positive-negative data is collected for DPO training.

Learning) methods have also been applied to hallucination mitigation in LVLm. LLaVA-RLHF [30] is the first who apply RLHF to LVLm in order to reduce LVLm hallucinations. [8] applied DPO (Direct Preference Optimization) [26], which skips reward model learning compared to RLHF [4] for hallucination elimination, only optimizing with dis-preferred data. This absence of preferred data complicated “good” strategy learning and risked model over-exploitation [2, 4, 21, 23]. Differently, our framework introduces high-quality, human-free, style-consistent positive-negative data into the DPO framework, enhancing data quality and RL strategy over previous methods.

2.3. Human-preference Learning

Advanced LVLms today leverage the SFT model and are enhanced through human-preference learning [22, 24, 31], resulting in effective, safe, and honest models. RLHF (Reinforcement Learning from Human Feedback) [19, 24, 41] was the most successful practice in learning human preference. RLHF can be divided into a three-steps method: model supervised fine-tuning, developing a reward model based on human preferences, and optimizing LVLms utilizing reward model feedback [29]. Similarly, InstructGPT exploited human preference data for RL optimization, building upon GPT3 [3]. Bai *et al.* [1] aimed to enhance human-preference learning with updated RL policies. DPO proposed bypassing the reward model learning and learning policies directly [26]. GPT4 emphasized human-preference alignment via extensive data processing [22]. As far as the appliance of human-preference learning in LVLm, current methods employed RLHF or DPO to eliminate model hal-

lucinations, though with some limitations concerning RL strategy and human-preference data application [8, 30].

3. Our Method

In this work, we introduce a novel method, Hallucination-Aware Direct Preference Optimization (HA-DPO), designed to constrain the model’s preference toward outputs that are devoid of hallucinations. The primary objective is to promote non-hallucinatory outputs. Considering the inherent complexity in data construction and model training processes when utilizing classical RLHF methods to constrain model preferences, we opt for Direct Preference Optimization (DPO). DPO, being a simpler, more efficient, and RL-free method, serves as our foundational strategy. We extend this strategy to the multimodal domain with the intention of eliminating hallucinations, thereby enhancing the authenticity and precision of multimodal model outputs.

As illustrated in Figure 2, we construct a style-consistent hallucination dataset through three primary steps: ① description generation, ② hallucination detection and correction, and ③ style-consistent data augmentation. This dataset is subsequently utilized for the training of the HA-DPO model. The models trained using this method demonstrate a significant reduction in hallucination phenomena in tasks involving detailed descriptions and dialogues.

3.1. Multimodal Hallucination-Aware DPO

We formulate the elimination of hallucinations as a preference selection problem, where, in conjunction with a style-consistent dataset, preference learning is conducted. This encourages the model to favor non-hallucinatory positive

response y_{pos} and reject hallucinatory negative response y_{neg} . Building upon the foundation of DPO [26], we extend DPO into a multimodal version, HA-DPO, which ensures that the optimized multimodal models exhibit a preference for non-hallucinatory outputs.

During the human-preference learning stage, a reward model, denoted as \hat{r} , is trained to ensure the model’s propensity for outputting non-hallucinated responses y_{pos} and rejecting hallucinated responses y_{neg} . This reward model is capable of assigning scores to different responses y , thereby accurately reflecting human preferences. Once the reward model r is obtained, it is used to provide feedback for guiding an additional fine-tuning phase, which learns a policy model π_θ guided by human preference.

Building upon the DPO framework, HA-DPO circumvents the need for implicit reward model learning and directly optimizes the policy model π_{ref} as follows:

$$L(\pi_\theta; \pi_{ref}) = -E_{(x_T, x_I, y_{pos}, y_{neg}) \sim D} \left[\log \sigma \left(\beta \log \frac{\pi_\theta(y_{pos} | [x_T, x_I])}{\pi_{ref}(y_{pos} | [x_T, x_I])} \right) - \beta \log \frac{\pi_\theta(y_{neg} | [x_T, x_I])}{\pi_{ref}(y_{neg} | [x_T, x_I])} \right] \quad (1)$$

In Eq. 1, x_T and x_I denote the text and image prompts input to the model, respectively, and $[]$ symbolizes feature concatenation. The symbols π_{ref} and π_θ represent the reference and policy models, respectively. D denotes the style-consistent hallucination dataset. This objective simultaneously learns the reward and policy models, biasing the reward model towards the selection of the positive response y_{pos} and the rejection of the negative response y_{neg} .

The training objective in Eq. 1 obviates the need for explicit reward model learning and instead directly optimizes the policy model. The reward model is implicitly represented by r and is given by:

$$\hat{r}(x_T, x_I, y) = \beta \log \frac{\pi_\theta(y_{pos} | [x_T, x_I])}{\pi_{ref}(y_{pos} | [x_T, x_I])} \quad (2)$$

Eq. 2 is the implicit reward model representation. Objective 1 maximizes the reward margin $\hat{r}(x_T, x_I, y_{pos}) - \hat{r}(x_T, x_I, y_{neg})$ between the positive non-hallucinated sample y_{pos} and the negative hallucinated sample y_{neg} . Furthermore, it increases the log-likelihood of the positive non-hallucinated sample y_{pos} and decreases that of the negative hallucinated sample y_{neg} , thereby guiding the model to favor non-hallucinated samples over hallucinated ones.

3.2. Dataset Construction with Style Consistency

The HA-DPO method proposed in this paper requires pairs of positive and negative samples. Specifically, for a given image, the positive output is a detailed description y_{pos} without hallucinations. In contrast, the negative output is a detailed description y_{neg} that includes hallucinations.

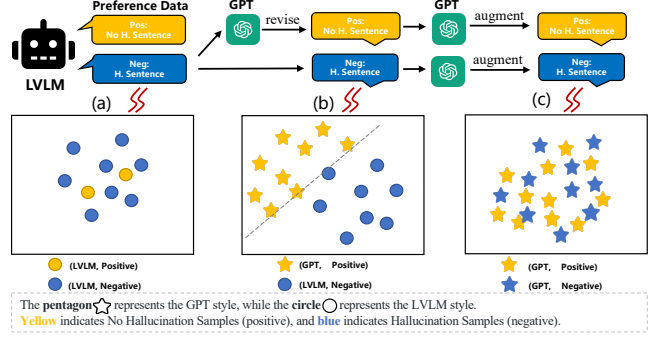


Figure 3. Style Consistency Analysis for Hallucination Dataset.

3.2.1 Data Source

This paper uses the Visual Genome (VG) dataset [11] to construct hallucination samples. The VG dataset contains abundant annotated information. Each image includes multiple region bounding boxes, each corresponding to a detailed description. These annotations can adequately cover various detailed information related to the image: diverse objectives, attributes, relationships, etc., unrestricted by specific categories and scopes.

3.2.2 Generation of Hallucination Sample Pairs.

As shown in Figure 2, based on Visual Genome images with detailed annotation information, we propose the following data construction process:

Initial Description Generation. We randomly select images from the VG dataset and use the LVLM to generate corresponding detailed descriptions.

GPT-4 Hallucination Detection and Correction. Next, input the model-generated description and all the annotation information of the original image into GPT-4 and provide a detailed prompt template to enable GPT-4 to check whether there are hallucinations in the generated description. If hallucinations exist, a corrected description without hallucinations needs to be provided. This way, we can obtain the positive and negative responses corresponding to an image. In fact, hallucinations almost always occur when a multimodal model provides a detailed image description.

Style-consistent Data Augmentation. To ensure style consistency between positive and negative sample sentences and obtain more samples, we use GPT-4 to rewrite the positive and negative samples obtained in the previous step, ensuring that the positivity and negativity remain unchanged.

Through the above steps, we can obtain high-quality pairs of positive samples (x, y_{pos}) and negative samples (x, y_{neg}) for HA-DPO training.

3.3. Style Consistency Analysis

High-quality and style-consistent data are intuitively crucial for the efficient and stable training of HA-DPO. We

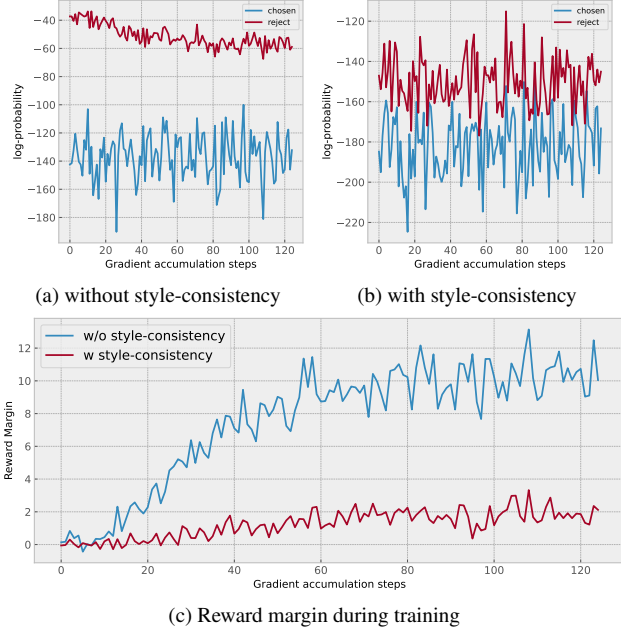


Figure 4. (a) and (b) represent the log-likelihood of positive-negative data without and with style consistency control, respectively. (c) Illustrates the reward margin during training without and with style consistency control. Stable growth of the reward margin and close log-likelihood distributions during training indicate stability. Observations show that training with style-consistent data provides much more stability.

will provide a detailed analysis in the following. Figure 3-(a) shows that we first generate detailed image descriptions using a multimodal model. We find that hallucinations are completely absent in only a few responses. However, according to formula 1, HA-DPO training requires equal pairs of positive and negative samples (x, y_{pos}) and (x, y_{neg}) . For this reason, we utilize GPT-4 to remove hallucinatory content and generate positive sample responses that are entirely devoid of hallucinations, as shown in the distribution in Figure 3-(b). Although we now have pairs of positive and negative samples, the current distribution of hallucinatory negative and non-hallucinatory positive samples is noticeably different. This distribution difference does not stem from the presence or absence of hallucinations but rather because the current negative samples come from model generation, while the positive samples come from GPT-4 rewriting, meaning they originate from different stylistic models. This distribution difference misleads HA-DPO into thinking it is the hallucination preference target to be learned, leading to a direct failure of HA-DPO training.

Statistically, We compare the distribution of log-likelihood $\log \pi(y|x_T, x_I)$ of positive and negative samples in Figure 4. Figure 4a and figure 4b represents log-likelihood of data without style-consistency and with style-consistence, respectively. It can be observed that direct re-

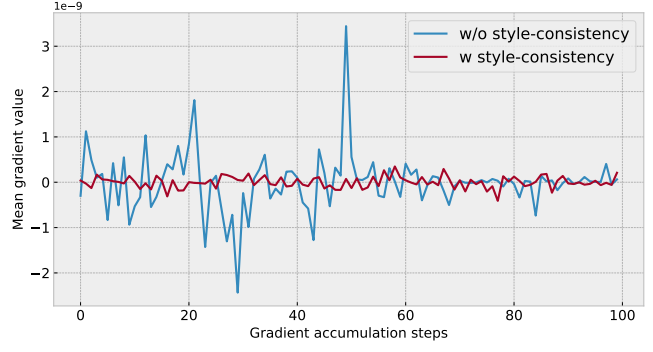


Figure 5. Comparison of gradient value between training with and without style-consistency data. Gradient changing using style-consistent data is much smoother.

vision of negative response by GPT-4 can result in misalignment in the distribution of positive and negative data, which is a main cause of training instability. On contrary, style-consistency positive and negative data shows little misalignment. We also compared the learning status of the reward margin $r_\theta(x_T, x_I, y_{pos}) - r_\theta(x_T, x_I, y_{neg})$ with or without style-consistency data in Figure 4c. Without style-consistence control, compared with using style-consistent data, reward model quickly learns how to distinguish positive and negative samples according to the difference in style rather than hallucination, which leads model to fail.

In addition to this, we verify from the perspective of gradient optimization of objective 1 that the misalignment in the positive negative distribution would lead to training instability. By deriving the optimization objective of objective 1, we can obtain:

$$\begin{aligned} \nabla L(\pi_\theta; \pi_{ref}) &= -\beta E_{x_T, x_I, y_{pos}, y_{neg}} \\ &\sim \mathcal{D} \left[\underbrace{\sigma(\hat{r}_\theta(x_T, x_I, y_{neg}) - \hat{r}_\theta(x_T, x_I, y_{pos}))}_{\text{weighting coefficient}} \right. \\ &\quad \left. - \underbrace{[\nabla_\theta \log \pi(y_{pos}|[x_T, x_I]) - \nabla_\theta \log \pi(y_{neg}|[x_T, x_I])]}_{\text{dominate gradient when } y_{pos} \text{ and } y_{neg} \text{ are misaligned}} \right] \end{aligned} \quad (3)$$

The optimization gradient can be divided into two parts. The first part is the weight coefficient expressed by the reward model \hat{r} , which can guide model back to correct track when the reward model estimate is wrong. The second part is to increase the log-likelihood of y_{pos} and decrease the log-likelihood of y_{neg} . [26] empirically demonstrated that the weight factor of reward model is very crucial for the stability of training. Without the weighting factor, the model may easily fail. From Eq. 3, we can see that when the distribution of positive sample y_{pos} and negative sample y_{neg} is misaligned, the latter item in gradient becomes very large, thereby dominating the gradient and causing the weighting factor unable to stabilize training. We com-

β	Style Consistency	1-gram	2-gram	3-gram	4-gram
0.1	✗	17.9	23.9	25.2	25.9
	✓	56.8	83.5	88.1	90.0
0.3	✗	40.8	58.0	61.1	62.3
	✓	58.7	87.0	91.7	93.4
0.5	✗	47.3	69.1	73.0	74.6
	✓	59.4	87.8	92.4	93.9
1.0	✗	57.2	85.3	90.1	91.8
	✓	60.1	89.1	93.8	95.4
MiniGPT4-LLaMA2		60.0	91.7	96.6	98.0

Table 1. Ablation studies on the effect of style-consistency control in stabilizing training and mitigating degeneration.

pare the training gradient between training data without style-consistency control and with style-consistency control in Figure 5. The gradient during training using style-consistent data is much more stable, which further validate the effectiveness of style-consistent control in stabilizing preference learning.

4. Experiments

4.1. Data and Evaluation

Training Data: Based on the VG dataset [11], we filtered out images with either too many or too few targets and those with insufficient annotation information, and randomly selected 2,000 images. Following the steps in the method section, we generated positive and negative samples with consistent style. During the hallucination dataset construction phase, we used GPT-4 for three rewrites, ultimately resulting in a total of 2,000 images with corresponding 6,000 non-hallucinatory replies and 6,000 hallucinatory replies.

Evaluation with POPE. The POPE dataset is a mainstream evaluation dataset for hallucination in large multimodal models, with 9,000 questions across three types. The questions are confined to whether targets of fixed categories (80 COCO categories) exist in the image, with answers provided as Yes/No. Accuracy is calculated based on the model’s answers and the ground-truth results. Although this can give some insight into the model’s hallucination capabilities, it is firstly category-based and does not take into account object attributes or relative relationships.

Evaluation with SHR: In response to the limitations of the POPE, we propose a new evaluation metric, termed “Sentence-level Hallucination Ratio” (SHR), aimed at quantifying the degree of hallucination at the sentence level in multimodal AI models. These descriptions or responses often contain multiple sentences for multimodal models that generate detailed descriptions of a given image. The SHR measures the proportion of sentences showing hallucinations to the total number of sentences in the response.

β	SHR ↓	1-gram	2-gram	3-gram	4-gram
0.3	57.2	56.7	82.3	86.4	87.9
0.4	55.8	57.8	84.3	88.4	90.0
0.5	52.3	59.0	85.9	90.3	91.8
0.6	51.4	60.1	87.4	91.7	93.1
0.8	52.3	59.0	85.9	90.3	91.8
1.0	56.7	61.0	88.8	93.1	94.6

Table 2. Ablation studies on β . Too low β can lead to instable training, and too high β constraint model from learning knowledge about how to distinguish hallucinations.

The formal definition of the SHR is : $SHR = \frac{\sum_{i=1}^N h_i}{\sum_{i=1}^N s_i}$ where N is the total number of images, s_i is the number of sentences in the response to the i -th image, and h_i is the number of sentences in the same response that produce hallucinations. SHR is calculated as the total proportion of sentences that produce hallucinations across all responses.

Specifically, we randomly selected 200 images from VG as the evaluation set (val). The determination of h_i is made by GPT-4 based on the model’s output results and the corresponding VG annotations for the current image.

4.2. Implementation Details

MiniGPT-4. We fine-tune the language model parameters using LoRA [9], where the dimension (rank) of the LoRA linear layer is set to 256. We fine-tune q_{proj} and k_{proj} in the language model, with other parameters fixed. The learning rate is set to $1e^{-4}$, with a cosine scheduler used for learning rate adjustment. The warmup ratio is set to 0.03, with 100 warmup rounds. The batch size is set to 1. The hyperparameter β in HA-DPO is set to 0.1. Training is performed using $4 \times A100$ for 1K steps (about 1–2 hours).

InstructBLIP. Parameters of the language model are fine-tuned using LoRA, and LoRA rank is set to 256. q_{proj} , k_{proj} , v_{proj} , o_{proj} , to_q , to_{kv} , to_{out} in the language model is fine-tuned. The learning rate is set to $1e^{-5}$ with a cosine learning rate scheduler. The batch size is set to 4. The hyperparameter β in HA-DPO is set to 0.1. Training is performed using $4 \times A100$ for 512 steps.

4.3. Ablation Studies

4.3.1 Ablation on Style-consistent Control

We examine the role of data style-consistent control in preventing training instability. We fine-tune the MiniGPT-4 model for 500 steps with and without style-consistency control. Training instability is gauged by the extent of model degeneration on the validation set, measured through n-gram fluency. N-gram fluency is represented as $\frac{set(ngrams(s))}{len(ngram(s))}$, where s stands for the image description generated by the model. Higher n-gram fluency suggests smoother sentences, while lower values point to significant

POPE	Model	HA-DPO	Accuracy	Precision	Recall	F1 Score	Yes Ratio (%)
Random	MiniGPT4	✗	51.13	50.57	99.80	67.13	98.66
		✓	85.66	90.04	80.20	84.83	44.53
	InstructBLIP	✗	88.57	84.09	95.13	89.28	56.57
		✓	89.60	94.46	84.13	88.99	44.53
	LRV	✗	86.00	-	-	88.00	-
	LLaVA-RLHF	✗	85.20	-	-	83.50	38.40
Popular	MiniGPT4	✗	51.46	50.74	99.53	67.72	98.06
		✓	76.70	75.01	80.06	77.45	53.56
	InstructBLIP	✗	82.77	76.27	95.13	84.66	62.37
		✓	85.76	85.84	85.66	85.75	49.90
	LRV	✗	73.00	-	-	79.00	-
	LLaVA-RLHF	✗	83.90	-	-	81.80	38.00
Adversarial	MiniGPT4	✗	51.26	50.64	99.66	67.16	98.40
		✓	72.33	69.36	80.00	74.30	57.66
	InstructBLIP	✗	72.10	65.13	95.13	77.32	73.03
		✓	81.76	80.56	83.73	82.11	51.96
	LRV	✗	65.00	-	-	73.00	-
	LLaVA-RLHF	✗	82.30	-	-	80.50	40.50

Table 3. Results on POPE Benchmark. Our proposed method achieves SOTA performance and outperforms existing comparison methods.

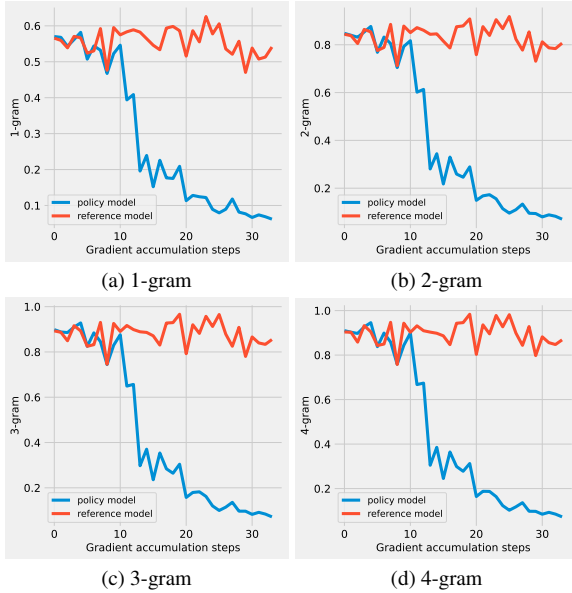


Figure 6. N-grams comparison between reference model and policy model without style-consistent control. Without style-consistent control, n-grams fail quickly, which indicates that training can easily diverge and fall into degeneration.

repetition issues and degenerate phenomenon, which is the main indicator of failure in model training [26]. Table 1 demonstrates severe instability without style-consistency

control. Meanwhile, applying style-consistent control to positive-negative data eases training and reduces degeneration. Figure 6 visualizes degeneration progression in early training stages, highlighting how misalignment among diverse style positive-negative data can lead to degeneration and hamper the model’s ability to conduct normal dialogue.

4.3.2 Ablation on the Effect of Beta

We conducted experiments on different hyper-parameter β to verify the effects they bring about in HA-DPO. The range of β we tested ranged from 0.3 to 1.0. We carried out an experiment on a subset of the validation set using the SHR metric. Results are shown in Table 2. It can be observed that when β is too small, HA-DPO training is unstable, and what the model mostly learns is noise rather than how to distinguish hallucinations. When β is very large, the loss is more focused on constraining the consistency between the policy model and the reference model, which will also result in the model’s inability to learn how to distinguish non-hallucination from hallucination.

4.4. Main Results

4.4.1 Results on Hallucination Mitigation

The hallucination phenomenon is significantly reduced in models optimized with HA-DPO. We analyze this from both POPE and SHR perspectives.

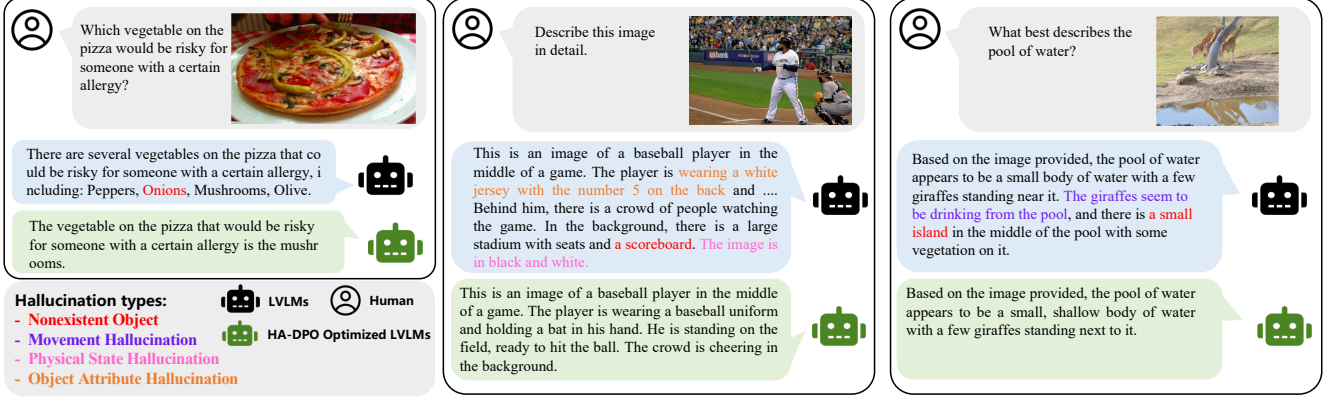


Figure 7. Comparison of model responses before and after our proposed hallucination elimination method.

Model	HA-DPO	SHR ↓
MiniGPT4	✗	60.0
	✓	52.2 (-7.8)
InstructBLIP	✗	58.7
	✓	54.9 (-3.8)

Table 4. Hallucination evaluation results on image description.

POPE. The results of the POPE experiment are shown in Table 3. As can be seen, the hallucination phenomenon of MiniGPT-4, after optimization with HA-DPO, is significantly reduced. The Accuracy metrics on the Random, Popular, and Adversarial sets improved by 34.5%, 25.2%, and 21.0%, respectively, and F1-Score improved by 17.7%, 9.7%, and 7.1%, respectively. InstructBLIP, due to the diversity of data in the supervised fine-tuning phase, has the least hallucination. After fine-tuning with HA-DPO, the performance of this model is further improved, reaching a new SOTA result of 89.6%, higher than LRV’s 86.0% and LLaVA-RLHF’s 85.2%. Notably, LRV used 400,000 training data, while our hallucination elimination only used 2,000 images and corresponding 6,000 pairs of positive and negative reply samples.

SHR. To more intuitively evaluate the model’s hallucination at the sentence level, we use the SHR evaluation metric. As shown in Tabel 4, the original MiniGPT-4’s SHR metric is 60.0%, meaning that over half of the sentences in its detailed descriptions of images exhibit hallucination, a rather alarming figure. After optimization with HA-DPO, the proportion of hallucinatory sentences decreased by 7.8%. An improvement of 3.8% is also achieved in InstructBLIP. However, we can see that the problem of LVLm hallucination remains severe.

Model	HA-DPO	Perception	Cognition
MiniGPT4	✗	762.15	206.43
	✓	1132.19	233.57

Table 5. Results on MME Benchmark. Recognition and cognition each represent two major capability dimensions in MME, examining recognition and perceptual reasoning ability, respectively.

4.4.2 Results on General Performance Enhancement

MME. In order to verify the impact of HA-DPO’s elimination of multimodal model hallucination on the model’s general capabilities, we evaluated it on MME. The results, shown in Table 5, indicate that the MiniGPT-4 model optimized with HA-DPO significantly improved its MME metrics. The Perception metric increased from 762.15 to 1132.19, and Cognition increased from 206.43 to 233.57. The model’s general capabilities showed a clear improvement after hallucination elimination, further demonstrating the necessity of eliminating hallucinations.

As shown in Figure 7, the application of the HA-DPO strategy significantly reduces multiple kinds of hallucinations, including but limited to object existence hallucination, object attribute hallucination, movement hallucination, and physical hallucination, etc.

5. Conclusion

In this work, we presented the Hallucination-Aware Direct Perception Optimization strategy and utilized style-consistent hallucination data to boost LVLms. The improved models favor non-hallucinatory outputs, demonstrating enhanced generalization. Additionally, we introduced the Sentence-level Hallucination Ratio (SHR) for direct hallucination quantification in model outputs. In subsequent research, we aim to adapt these techniques to real-world scenarios, striving to establish a precise framework for effective hallucination identification and reduction.

References

- [1] Yuntao Bai, Andy Jones, Kamal Ndousse, Amanda Askell, Anna Chen, Nova DasSarma, Dawn Drain, Stanislav Fort, Deep Ganguli, Tom Henighan, Nicholas Joseph, Saurav Kadavath, Jackson Kernion, Tom Conerly, Sheer El Showk, Nelson Elhage, Zac Hatfield-Dodds, Danny Hernandez, Tristan Hume, Scott Johnston, Shauna Kravec, Liane Lovitt, Neel Nanda, Catherine Olsson, Dario Amodei, Tom B. Brown, Jack Clark, Sam McCandlish, Chris Olah, Benjamin Mann, and Jared Kaplan. Training a helpful and harmless assistant with reinforcement learning from human feedback. *arXiv.org*, 2022. 3
- [2] Oded Berger-Tal, Jonathan Nathan, Ehud Meron, and David Saltz. The exploration-exploitation dilemma: a multidisciplinary framework. *PLOS ONE*, 2014. 3
- [3] Tom B. Brown, Benjamin Mann, Nick Ryder, Melanie Subbiah, Jared Kaplan, Prafulla Dhariwal, Arvind Neelakantan, Pranav Shyam, Girish Sastry, Amanda Askell, Sandhini Agarwal, Ariel Herbert-Voss, Gretchen Krueger, Tom Henighan, Rewon Child, Aditya Ramesh, Daniel M. Ziegler, Jeffrey Wu, Clemens Winter, Christopher Hesse, Mark Chen, Eric Sigler, Mateusz Litwin, Scott Gray, Benjamin Chess, Jack Clark, Christopher Berner, Sam McCandlish, Alec Radford, Ilya Sutskever, and Dario Amodei. Language models are few-shot learners. In *Advances in Neural Information Processing Systems (NeurIPS)*, 2020. 3
- [4] Paul F. Christiano, Jan Leike, Tom B. Brown, Miljan Martic, Shane Legg, and Dario Amodei. Deep reinforcement learning from human preferences. In *Advances in Neural Information Processing Systems (NIPS)*, 2017. 3
- [5] Wenliang Dai, Junnan Li, Dongxu Li, Anthony Meng Huat Tiong, Junqi Zhao, Weisheng Wang, Boyang Li, Pascale Fung, and Steven C. H. Hoi. Instructblip: Towards general-purpose vision-language models with instruction tuning. *arXiv.org*, 2023. 1, 2
- [6] Nouha Dziri, Sivan Milton, Mo Yu, Osmar R. Zaiane, and Siva Reddy. On the origin of hallucinations in conversational models: Is it the datasets or the models? In *North American Chapter of the Association for Computational Linguistics (NAACL-HLT)*, 2022. 2
- [7] Suriya Gunasekar, Yi Zhang, Jyoti Aneja, Caio César Teodoro Mendes, Allie Del Giorno, Sivakanth Gopi, Mojan Javaheripi, Piero Kauffmann, Gustavo de Rosa, Olli Saarikivi, Adil Salim, Shital Shah, Harkirat Singh Behl, Xin Wang, Sébastien Bubeck, Ronen Eldan, Adam Tauman Kalai, Yin Tat Lee, and Yuanzhi Li. Textbooks are all you need. *arXiv.org*, 2023. 2
- [8] Anisha Gunjal, Jihan Yin, and Erhan Bas. Detecting and preventing hallucinations in large vision language models. *arXiv.org*, 2023. 1, 3
- [9] Edward J. Hu, Yelong Shen, Phillip Wallis, Zeyuan Allen-Zhu, Yuanzhi Li, Shean Wang, Lu Wang, and Weizhu Chen. Lora: Low-rank adaptation of large language models. In *Proceedings of the International Conference on Learning Representations (ICLR)*. OpenReview.net, 2022. 6, 1
- [10] Saurav Kadavath, Tom Conerly, Amanda Askell, Tom Henighan, Dawn Drain, Ethan Perez, Nicholas Schiefer, Zac Hatfield-Dodds, Nova DasSarma, Eli Tran-Johnson, Scott Johnston, Sheer El Showk, Andy Jones, Nelson Elhage, Tristan Hume, Anna Chen, Yuntao Bai, Sam Bowman, Stanislav Fort, Deep Ganguli, Danny Hernandez, Josh Jacobson, Jackson Kernion, Shauna Kravec, Liane Lovitt, Kamal Ndousse, Catherine Olsson, Sam Ringer, Dario Amodei, Tom Brown, Jack Clark, Nicholas Joseph, Ben Mann, Sam McCandlish, Chris Olah, and Jared Kaplan. Language models (mostly) know what they know. *arXiv.org*, 2022. 2
- [11] Ranjay Krishna, Yuke Zhu, Oliver Groth, Justin Johnson, Kenji Hata, Joshua Kravitz, Stephanie Chen, Yannis Kalantidis, Li-Jia Li, David A. Shamma, Michael S. Bernstein, and Li Fei-Fei. Visual genome: Connecting language and vision using crowdsourced dense image annotations. *International Journal of Computer Vision (IJCV)*, 2017. 4, 6, 1
- [12] Yuanzhi Li, Sébastien Bubeck, Ronen Eldan, Allie Del Giorno, Suriya Gunasekar, and Yin Tat Lee. Textbooks are all you need II: phi-1.5 technical report. *arXiv.org*, 2023. 2
- [13] Yifan Li, Yifan Du, Kun Zhou, Jinpeng Wang, Wayne Xin Zhao, and Ji-Rong Wen. Evaluating object hallucination in large vision-language models. *arXiv.org*, 2023. 1, 2
- [14] Stephanie Lin, Jacob Hilton, and Owain Evans. Truthfulqa: Measuring how models mimic human falsehoods. In *Association for Computational Linguistics (ACL)*, 2022. 2
- [15] Fuxiao Liu, Kevin Lin, Linjie Li, Jianfeng Wang, Yaser Yacoob, and Lijuan Wang. Aligning large multi-modal model with robust instruction tuning. *arXiv.org*, 2023. 1, 2
- [16] Haotian Liu, Chunyuan Li, Yuheng Li, and Yong Jae Lee. Improved baselines with visual instruction tuning. *CoRR*, abs/2310.03744, 2023. 1
- [17] Haotian Liu, Chunyuan Li, Qingyang Wu, and Yong Jae Lee. Visual instruction tuning. *arXiv.org*, 2023. 1
- [18] Holy Lovenia, Wenliang Dai, Samuel Cahyawijaya, Ziwei Ji, and Pascale Fung. Negative object presence evaluation (NOPE) to measure object hallucination in vision-language models. *arXiv.org*, 2023. 2
- [19] James MacGlashan, Mark K. Ho, Robert Tyler Loftin, Bei Peng, Guan Wang, David L. Roberts, Matthew E. Taylor, and Michael L. Littman. Interactive learning from policy-dependent human feedback. In *Proceedings of the International Conference on Machine Learning (ICML)*, pages 2285–2294. PMLR, 2017. 3
- [20] Nick McKenna, Tianyi Li, Liang Cheng, Mohammad Javad Hosseini, Mark Johnson, and Mark Steedman. Sources of hallucination by large language models on inference tasks. *arXiv.org*, 2023. 2
- [21] Seyed Sajad Mousavi, Michael Schukat, and Enda Howley. Deep reinforcement learning: An overview. In *Intelligent Systems Conference (IntelliSys)*, 2016. 3
- [22] OpenAI. GPT-4 technical report. *arXiv.org*, 2023. 2, 3
- [23] Ian Osband, Benjamin Van Roy, Daniel J. Russo, and Zheng Wen. Deep exploration via randomized value functions. *Journal of Machine Learning Research (JMLR)*, 2019. 3
- [24] Long Ouyang, Jeffrey Wu, Xu Jiang, Diogo Almeida, Carroll L. Wainwright, Pamela Mishkin, Chong Zhang, Sandhini Agarwal, Katarina Slama, Alex Ray, John Schulman, Jacob Hilton, Fraser Kelton, Luke Miller, Maddie Simens, Amanda

- Askell, Peter Welinder, Paul F. Christiano, Jan Leike, and Ryan Lowe. Training language models to follow instructions with human feedback. In *Advances in Neural Information Processing Systems (NeurIPS)*, 2022. 2, 3
- [25] Guilherme Penedo, Quentin Malartic, Daniel Hesslow, Ruxandra Cojocaru, Alessandro Cappelli, Hamza Alobeidli, Baptiste Pannier, Ebtesam Almazrouei, and Julien Launay. The refinedweb dataset for falcon LLM: outperforming curated corpora with web data, and web data only. *arXiv.org*, 2023. 2
- [26] Rafael Rafailov, Archit Sharma, Eric Mitchell, Stefano Ermon, Christopher D. Manning, and Chelsea Finn. Direct preference optimization: Your language model is secretly a reward model. *arXiv.org*, 2023. 3, 4, 5, 7
- [27] Ruiyang Ren, Yuhao Wang, Yingqi Qu, Wayne Xin Zhao, Jing Liu, Hao Tian, Hua Wu, Ji-Rong Wen, and Haifeng Wang. Investigating the factual knowledge boundary of large language models with retrieval augmentation. *arXiv.org*, 2023. 2
- [28] Anna Rohrbach, Lisa Anne Hendricks, Kaylee Burns, Trevor Darrell, and Kate Saenko. Object hallucination in image captioning. In *Empirical Methods in Natural Language Processing (EMNLP)*, 2018. 2
- [29] John Schulman, Filip Wolski, Prafulla Dhariwal, Alec Radford, and Oleg Klimov. Proximal policy optimization algorithms. *arXiv.org*, 2017. 3
- [30] Zhiqing Sun, Sheng Shen, Shengcao Cao, Haotian Liu, Chunyuan Li, Yikang Shen, Chuang Gan, Liang-Yan Gui, Yu-Xiong Wang, Yiming Yang, Kurt Keutzer, and Trevor Darrell. Aligning large multimodal models with factually augmented RLHF. *arXiv.org*, 2023. 1, 3
- [31] Hugo Touvron, Louis Martin, Kevin Stone, Peter Albert, Amjad Almahairi, Yasmine Babaei, Nikolay Bashlykov, Soumya Batra, Prajjwal Bhargava, Shrutu Bhosale, Dan Bikel, Lukas Blecher, Cristian Canton-Ferrer, Moya Chen, Guillem Cucurull, David Esiobu, Jude Fernandes, Jeremy Fu, Wenyin Fu, Brian Fuller, Cynthia Gao, Vedanuj Goswami, Naman Goyal, Anthony Hartshorn, Saghar Hosseini, Rui Hou, Hakan Inan, Marcin Kardas, Viktor Kerkez, Madian Khabsa, Isabel Kloumann, Artem Korenev, Punit Singh Koura, Marie-Anne Lachaux, Thibaut Lavril, Jenya Lee, Diana Liskovich, Yinghai Lu, Yuning Mao, Xavier Martinet, Todor Mihaylov, Pushkar Mishra, Igor Molybog, Yixin Nie, Andrew Poulton, Jeremy Reizenstein, Rashi Rungta, Kalyan Saladi, Alan Schelten, Ruan Silva, Eric Michael Smith, Ranjan Subramanian, Xiaoqing Ellen Tan, Binh Tang, Ross Taylor, Adina Williams, Jian Xiang Kuan, Puxin Xu, Zheng Yan, Iliyan Zarov, Yuchen Zhang, Angela Fan, Melanie Kambadur, Sharan Narang, Aurélien Rodriguez, Robert Stojnic, Sergey Edunov, and Thomas Scialom. Llama 2: Open foundation and fine-tuned chat models. *arXiv.org*, 2023. 2, 3
- [32] Bin Wang, Fan Wu, Xiao Han, Jiahui Peng, Huaping Zhong, Pan Zhang, Xiaoyi Dong, Weijia Li, Wei Li, Jiaqi Wang, and Conghui He. VIGC: visual instruction generation and correction. *arXiv.org*, abs/2308.12714, 2023. 2
- [33] Junyang Wang, Yiyang Zhou, Guohai Xu, Pengcheng Shi, Chenlin Zhao, Haiyang Xu, Qinghao Ye, Ming Yan, Ji Zhang, Jihua Zhu, Jitao Sang, and Haoyu Tang. Evaluation and analysis of hallucination in large vision-language models. *arXiv.org*, 2023. 2
- [34] Shukang Yin, Chaoyou Fu, Sirui Zhao, Tong Xu, Hao Wang, Dianbo Sui, Yunhang Shen, Ke Li, Xing Sun, and Enhong Chen. Woodpecker: Hallucination correction for multimodal large language models. *arXiv.org*, 2023. 2
- [35] Bohan Zhai, Shijia Yang, Xiangchen Zhao, Chenfeng Xu, Sheng Shen, Dongdi Zhao, Kurt Keutzer, Manling Li, Tan Yan, and Xiangjun Fan. Halle-switch: Rethinking and controlling object existence hallucinations in large vision language models for detailed caption. *arXiv.org*, 2023. 1
- [36] Pan Zhang, Xiaoyi Dong, Bin Wang, Yuhang Cao, Chao Xu, Linke Ouyang, Zhiyuan Zhao, Shuangrui Ding, Songyang Zhang, Haodong Duan, Wenwei Zhang, Hang Yan, Xinyue Zhang, Wei Li, Jingwen Li, Kai Chen, Conghui He, Xingcheng Zhang, Yu Qiao, Dahua Lin, and Jiaqi Wang. Internlm-xcomposer: A vision-language large model for advanced text-image comprehension and composition. *arXiv.org*, 2023. 1
- [37] Yue Zhang, Yafu Li, Leyang Cui, Deng Cai, Lemao Liu, Tingchen Fu, Xinting Huang, Enbo Zhao, Yu Zhang, Yulong Chen, Longyue Wang, Anh Tuan Luu, Wei Bi, Freda Shi, and Shuming Shi. Siren’s song in the AI ocean: A survey on hallucination in large language models. *arXiv.org*, 2023. 2
- [38] Chunting Zhou, Pengfei Liu, Puxin Xu, Srinu Iyer, Jiao Sun, Yuning Mao, Xuezhe Ma, Avia Efrat, Ping Yu, Lili Yu, Susan Zhang, Gargi Ghosh, Mike Lewis, Luke Zettlemoyer, and Omer Levy. LIMA: less is more for alignment. *arXiv.org*, 2023. 2
- [39] Yiyang Zhou, Chenhang Cui, Jaehong Yoon, Linjun Zhang, Zhun Deng, Chelsea Finn, Mohit Bansal, and Huaxiu Yao. Analyzing and mitigating object hallucination in large vision-language models. *arXiv.org*, 2023. 1, 2
- [40] Deyao Zhu, Jun Chen, Xiaoqian Shen, Xiang Li, and Mohamed Elhoseiny. Minigt-4: Enhancing vision-language understanding with advanced large language models. *arXiv.org*, 2023. 1
- [41] Daniel M. Ziegler, Nisan Stiennon, Jeffrey Wu, Tom B. Brown, Alec Radford, Dario Amodei, Paul F. Christiano, and Geoffrey Irving. Fine-tuning language models from human preferences. *arXiv.org*, abs/1909.08593, 2019. 3

Beyond Hallucinations: Enhancing LVLMs through Hallucination-Aware Direct Preference Optimization

Supplementary Material

6. Dataset

Visual Genome (VG). Visual Genome is a large-scale vision-language dataset that includes dense captions [11]. It consists of over 100,000 images, each of which is densely annotated with an average of 21 objects, 18 attributes, and 18 pairwise relationships among the objects. This comprehensive set of descriptions and question answers grounds visual concepts to language, making Visual Genome the densest and largest dataset of image descriptions, objects, attributes, relationships, and question answers. In our study, images from VG are employed to construct both the hallucination training dataset and the SHR evaluation set.

SHR Evaluation Set. The SHR evaluation set is created to calculate the Sentence-level Hallucination Ratio, a measure that reflects the hallucination tendencies of the LVLm at the sentence level. This set is composed of 200 images selected from Visual Genome. In order to facilitate accurate hallucination judgment, we feed GPT-4 with rich annotations from Visual Genome. It’s crucial to note that there is no overlap between the images used in the SHR evaluation set and those used to construct the positive-negative data.

7. Details of Hallucination Data Generation

In this section, we delve into the specifics of the hallucination data generation process. This is illustrated through concrete examples at each of its three crucial stages: description generation, hallucination detection and correction, and style-consistency data augmentation.

7.1. Description Generation

We provide the images from Visual Genome dataset to LVLms with the instruction “Describe the image in detail.” (as shown in Figure 8). For both hallucination dataset construction and SHR evaluation, generation parameters are configured as shown in Table 6.

num.beams	temperature	do.sample
5	1.0	False

Table 6. Generation parameters.

7.2. Hallucination Detection & Correction

We utilize GPT-4 to detect hallucinations in sentences produced by LVLms, leveraging the detailed and rich image

information provided by the annotations of the VG dataset. GPT-4 is prompted to identify hallucinated sentences and rectify these sentences. Any sentence deemed as a hallucination is preserved as a negative sample, while its corrected version is treated as a positive sample. An example is demonstrated in Figure 9.

7.3. Style-consistency Data Augmentation

Following hallucination detection and correction, we further prompt GPT to rewrite both the positive and negative samples. This ensures style-consistency between positive and negative samples. An instance of negative augmentation is displayed in Figure 10 and an instance of positive augmentation is presented in Figure 11.

8. Details in SHR evaluation

In the SHR evaluation, GPT-4 classifies each sentence in the model response as **hallucination** or **correct**. The SHR is then computed as the proportion of hallucinated sentences to total sentences. Consult Figure 12 for illustration.

9. Quality Examples

In this section, we showcase a selection of high-quality examples from hallucination-eliminated MiniGPT-4 and InstructBLIP. Figure 13 presents examples generated by the hallucination-eliminated MiniGPT-4, while Figure 14 displays examples produced by the hallucination-eliminated InstructBLIP. These examples demonstrate that LVLms, when optimized using our proposed HA-DPO, produce significantly less hallucinated content in both visual question answering and image description tasks.

10. Enhancing LLaVA-1.5 Using HA-DPO

10.1. Implementation Details

In order to validate the robustness of our proposed HA-DPO method, beyond the experimental validations on MiniGPT-4 and InstructBLIP models presented in the experimental section, we also conduct experiments on the recent state-of-the-art (SOTA) model, LLaVA-1.5 [16]. This model serves as a widely-recognized and robust baseline. Consistent with Section 4.1, we utilize 6000 GPT-4 augmented style-consistent positive-negative data for training. The model is fine-tuned using LoRA [9], with the LoRA rank set to 256. Following the original LLaVA-1.5 configuration, all linear layers in the model are fine-tuned [16]. The learning rate is

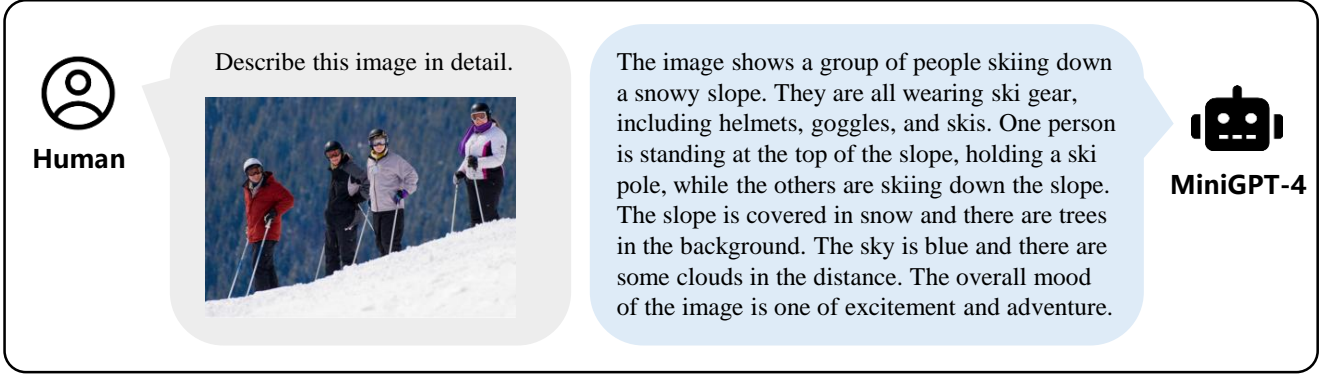


Figure 8. Detailed Image Description Generation Using LVLMs.

POPE	Model	HA-DPO	Accuracy	Precision	Recall	F1 Score	Yes Ratio (%)
Random	LLaVA-1.5	✗	90.03	89.01	91.33	90.16	51.30
		✓	90.66	90.34	91.06	90.70	50.40
Popular	LLaVA-1.5	✗	86.16	82.77	91.33	86.84	55.16
		✓	87.26	84.63	91.06	87.73	53.80
Adversarial	LLaVA-1.5	✗	78.60	72.79	91.33	81.02	62.73
		✓	79.73	74.23	91.06	81.79	61.33

Table 7. Results of LLaVA-1.5 Model on the POPE Benchmark.

set to $1e^{-4}$, and we employ a cosine scheduler for learning rate adjustment. The warmup ratio is set to 0.03. The batch size is established at 16. The hyperparameter β in HA-DPO is set to 0.5. Training is conducted using $8 \times A100$ for 1 epoch, which takes less than 1 hour.

Model	HA-DPO	SHR ↓
LLaVA-1.5	✗	46.9
	✓	43.2 (-3.7)

Table 8. Results of LLaVa-1.5 Model on the SHR Evaluation Set.

10.2. Main Results

The performance of the hallucination-eliminated LLaVA-1.5 on the POPE benchmark is presented in Table 7. Although LLaVA-1.5 exhibits significantly less hallucination compared to MiniGPT-4 and InstructBLIP, its hallucination propensity can be further mitigated by our proposed method. As illustrated in Table 7, the accuracy and precision on the Random, Popular, and Adversarial sets all witness an improvement of approximately 1% ~ 2%.

Following optimization with our proposed hallucination elimination method, the proportion of hallucinatory sentences experiences a reduction of 3.7%. The results on LLaVA-1.5 further underscore the effectiveness of our proposed hallucination elimination method. The results of hallucination eliminated LLaVA-1.5 on image description (SHR) are shown in Table 8.

10.3. Efficacy and Potential of HA-DPO

According to the POPE and SHR evaluation results, we observe that the HA-DPO method can learn to output without hallucination bias during training, thereby providing more precise results and reducing the phenomenon of hallucination in large vision-language models. Given the effectiveness and simplicity of the HA-DPO method, we envision HA-DPO as a specialized stage following supervised fine-tuning, capable of rectifying biases in hallucination and potentially other dimensions. This would enable the model to produce outputs that are more realistic and in line with human expectations.

Prompt

Please help me judge if the comment of this image is hallucination or correct.

I will give you a list of region description of a image. The format is [x1, y1, x2, y2]: region description, where [x1, y1, x2, y2] is the bounding box of the region. Highly overlapping bounding boxes may refer to the same object. This is the ground truth information of the image. Your judgement should base on this information. However, this information only describe the objects in the region of image, so it cannot describe the subjective part of the image, e.g., atmosphere, style, emotion. In that case, you can return "Cannot judge".

Also, I will give you a list of comments of the image for you to judge if it is hallucination. Please give a judgement one by one along with the reason.

If a comment is hallucination, please help me rewrite it. When rewrite the comment, sound like you are looking at the image directly.

Each rewritten comments should compose a description about the image which is correct, detailed, smooth and has strong readability.

If not hallucination (correct or cannot judge), keep the original comment.

Your output should be:

Judgement:

1. hallucination or correct or cannot judge: <reason>

2. ...

Corrected Sentences:

1. ...

2. ...

Here are the region descriptions of the image:

[0.02, 0.02, 0.98, 0.65]: people are posing for the picture

[0.81, 0.0, 0.94, 0.2]: the woman is wearing goggles

[0.79, 0.0, 0.94, 0.22]: the woman is wearing a scarf

...



Here is the comment for you to judge if it is hallucination and revise:

1. The image shows a group of people skiing down a snowy slope.
2. They are all wearing ski gear, including helmets, goggles, and skis.
3. One person is standing at the top of the slope, holding a ski pole, while the others are skiing down the slope.
4. The slope is covered in snow and there are trees in the background.
5. The sky is blue and there are some clouds in the distance.
6. The overall mood of the image is one of excitement and adventure.

GPT-4 Output

Judgement:

1. The image shows a group of people skiing down a snowy slope. (correct: The region descriptions mention four skiers on a snowy hill, and objects related to skiing.)
2. They are all wearing ski gear, including helmets, goggles, and skis. (correct: The region descriptions include ski gear like helmets, goggles, ski poles and skis.)
3. One person is standing at the top of the slope, holding a ski pole, while the others are skiing down the slope. (hallucination: There is no description mentioning one person standing at the top of the slope while the others are skiing down.)
4. The slope is covered in snow and there are trees in the background. (hallucination: There is no description involving trees in the background and the slope being covered in snow.)
5. The sky is blue and there are some clouds in the distance. (hallucination: There is no description involving the sky or clouds.)
6. The overall mood of the image is one of excitement and adventure. (correct: The overall mood is adventurous.)

Corrected Sentences:

1. The image shows a group of people skiing down a snowy slope.
2. They are all wearing ski gear, including helmets, goggles, and skis.
3. A woman in ski gear is smiling at the camera, holding ski poles. (Corrected)
4. Four skiers are present on a snowy hill. (Corrected)
5. The skiers are equipped with helmets, goggles and ski poles. (Corrected)
6. The image portrays a winter sport scenario, with skiers ready for an adventure.

Figure 9. Hallucination Detection and Correction in LVLM-Generated Sentences.

Prompt

Help me rewrite the given sentence. Don't change any detail and information in the original sentence. Don't add any new information. Give 3 different versions.

The format of your output should be:

1. ...
2. ...
3. ...



The sentence you need to rewrite:

The image shows a group of people skiing down a snowy slope. They are all wearing ski gear, including helmets, goggles, and skis. One person is standing at the top of the slope, holding a ski pole, while the others are skiing down the slope. The slope is covered in snow and there are trees in the background. The sky is blue and there are some clouds in the distance. The overall mood of the image is one of excitement and adventure.

GPT-4 Output

1. In the image, a snowy slope is depicted with a group of individuals skiing down it. Each person is outfitted in ski gear, complete with helmets, goggles, and skis. Positioned at the top of the slope, one individual stands, clutching a ski pole, while the rest joyfully descend. Snow blankets the slope, accompanied by a backdrop of trees. The sky above is a vibrant blue, adorned with distant clouds. The atmosphere captured in the image exudes enthusiasm and a sense of thrilling exploration.
2. A snowy slope takes center stage in the image, featuring a spirited group of skiers descending down its snowy expanse. All members are donned in ski gear, incorporating helmets, goggles, and skis into their attire. One person stands confidently at the peak, gripping a ski pole, while the remaining skiers revel in the thrill of their descent. The snow-covered slope harmonizes with the surrounding lush trees, while the vibrant blue sky is complemented by distant clouds. The overall ambiance of the image resonates with excitement and a thirst for adventure.
3. Illustrated in the image is a snowy slope, where a cohesive group of skiing enthusiasts can be seen carving their way down. Their attire includes helmets, goggles, and skis, highlighting their readiness for an exhilarating adventure. Positioned at the summit of the slope, one individual stands upright, firmly grasping a ski pole, while the others relish in the exhilaration of skiing downhill. The snow-covered slope merges seamlessly with the backdrop of trees, while the radiant blue sky showcases scattered clouds in the distance. The image emanates an atmosphere charged with excitement and a sense of daring exploration.

Figure 10. Style-Consistent Data Augmentation: Negative Sample (Hallucinated).

Prompt

Help me rewrite the given sentence. Don't change any detail and information in the original sentence. Don't add any new information. Give 3 different versions.

The format of your output should be:

1. ...
2. ...
3. ...



The sentence you need to rewrite:

The image shows a group of people skiing down a snowy slope. They are all wearing ski gear, including helmets, goggles, and skis. A woman in ski gear is smiling at the camera, holding ski poles. Four skiers are present on a snowy hill. The skiers are equipped with helmets, goggles and ski poles. The image portrays a winter sport scenario, with skiers ready for an adventure.

GPT-4 Output

1. In the picture, there is a snowy hill with a group of four skiers all dressed in ski gear, including helmets, goggles, and skis. One woman in the group is smiling at the camera while holding ski poles.
2. The snowy slope depicted in the image is occupied by a group of four skiers who are all wearing ski gear, including helmets, goggles, and ski poles. One of the skiers, a woman, can be seen smiling at the camera.
3. The image showcases a winter sport scene featuring four skiers skiing down a snowy hill. All of them are properly equipped with ski gear, such as helmets, goggles, and ski poles. Among the skiers, a woman stands out as she smiles at the camera while holding her ski poles.

Figure 11. Style-Consistent Data Augmentation: Positive Sample (Non-hallucinated).

Prompt

Please help me judge if the comment of this image is hallucination or correct.

I will give you a list of region description of a image. The format is [x1, y1, x2, y2]: region description, where [x1, y1, x2, y2] is the bounding box of the region. Highly overlapping bounding boxes may refer to the same object. This is the ground truth information of the image. Your judgement should base on this information. However, this information only describe the objects in the region of image, so it cannot describe the subjective part of the image, e.g., atmosphere, style, emotion. In that case, you can return "Cannot judge".

Also, I will give you a list of comments of the image for you to judge if it is hallucination. Please give a judgement one by one along with the reason.

Your output should be:

Judgement:

1. hallucination or correct or cannot judge: <reason>
2. ...

Here are the region descriptions of the image:

- [0.24, 0.59, 0.34, 0.95]: woman walking on the street
- [0.46, 0.59, 0.62, 0.68]: people sitting on tables on the street
- [0.41, 0.57, 0.46, 0.68]: man wearing red top
- [0.1, 0.0, 0.36, 0.43]: a balcony in the building
- [0.36, 0.58, 0.43, 0.75]: woman holding a white bag
- ...



Here is the comment for you to judge if it is hallucination:

1. The scene depicts a bustling city street filled with pedestrians, motorcycles, and bicycles.
2. There are several people walking along the sidewalk, including a woman in a white dress who appears to be crossing the street.
3. In addition to the pedestrians, there are two motorcycles parked on the side of the street, one closer to the left side and the other closer to the right side.
4. Several bicycles can also be seen throughout the scene, some parked and others being ridden by individuals.

GPT-4 Output

Judgement:

1. The scene depicts a bustling city street filled with pedestrians, motorcycles, and bicycles. (Hallucination: The description does not mention bicycles or the street being bustling.)
2. There are several people walking along the sidewalk, including a woman in a white dress who appears to be crossing the street. (Correct: The description mentions a woman walking and other people on the sidewalk.)
3. In addition to the pedestrians, there are two motorcycles parked on the side of the street, one closer to the left side and the other closer to the right side. (Correct: The description mentions two motorcycles parked on the side of the street.)
4. Several bicycles can also be seen throughout the scene, some parked and others being ridden by individuals. (Hallucination: There are no bicycles mentioned in the description.)

Figure 12. Illustration of Sentence Hallucination Ratio (SHR) Evaluation.


Human


MiniGPT-4


HA-DPO Optimized MiniGPT-4



Describe this image in detail.



The image shows a plate of food on a table in front of a computer monitor. The plate contains a steak, potatoes, and carrots. **There is also a glass of water on the table.** The room appears to be a home or office, **with a desk and chair in the background.**



This is an image of a plate with food on it. There is a piece of meat, potatoes, and carrots on the plate. The plate is on a desk with a computer and other office supplies nearby.





Describe this image in detail.



The image shows a balcony with a view of the city at night. There are **two chairs** on the balcony, **one with a red cushion** and the other with a white cushion. A table with a **white tablecloth** is on the balcony, with **two glasses of wine** and a **bottle of wine** on it. The balcony is surrounded by a railing with a view of the city in the distance.



This is an image of a balcony with a table and chairs on it. There is a city view in the background.





They are likely having pizza at what kind of event?



Based on the image provided, it appears that they are having a pizza party. **The group of people are sitting around a table**, eating pizza and drinking soda. There are several pizzas on the table, and the group appears to be enjoying themselves.



Based on the image, it appears that they are having a pizza party.





This part of the house where the girl is in called?



The image shows a bedroom with a bed, **a dresser**, and a window. There is a girl sitting on the bed, **looking at something on her phone**. The room appears to be well lit and tidy.



The girl is in the bedroom.





What kind of resort are these people at?



Based on the image provided, these people are at a ski resort. The image shows a group of people skiing down a snowy slope with a mountain in the background. The resort appears to be in a mountainous area **with trees and rocks visible in the foreground.**



Based on the image, it appears to be a ski resort. The people in the image are skiing down a snowy slope, and there are other skiers and snowboarders in the background. The mountain in the background is steep and rocky, indicating that it is a challenging slope for skiers and snowboarders. The overall atmosphere of the image is one of excitement and adventure, as people enjoy the thrill of skiing down the mountain.





Describe this image in detail.



The image shows a plate of steak with broccoli and red peppers on it. The steak appears to be cooked to perfection, with a nice sear on the outside and a juicy texture inside. The broccoli and red peppers are also cooked to perfection, with the broccoli florets slightly browned and the red peppers sliced into thin strips. **The dish appears to be served on a white plate with a red and white checkered tablecloth in the background.** The overall appearance of the dish is visually appealing, with the colors of the steak, broccoli, and red peppers complementing each other well.



The image appears to be a plate of steak with broccoli and red peppers on it. The steak appears to be cooked and has a brown color. The broccoli appears to be steamed and has a green color. The red peppers appear to be sliced and have a red color. The plate appears to be made of ceramic and has a glossy finish.



Figure 13. High-Quality Examples from MiniGPT-4 Optimized by Our Proposed HA-DPO Method.


Human


InstructBLIP


HA-DPO Optimized InstructBLIP



Describe this image in detail.



The image depicts a busy city street with a traffic light pole in the center of the scene. There are several people walking around the area, some closer to the traffic light and others further away. **A total of 12 people can be seen in the scene**, spread out across different parts of the street. In addition to the pedestrians, **there are two bicycles parked near the traffic light, one on the left side and the other on the right side. One of the bicycles is positioned closer to the traffic light, while the other is farther away.** The tall building in the background adds to the urban atmosphere of the scene.



A busy city street scene is depicted in this image, with a number of people walking and standing around. There are several traffic lights on the street, some of which are green and some are red. A large building can be seen in the background, adding to the urban atmosphere of the scene. In addition to the traffic lights, there are various other objects scattered throughout the scene, such as bicycles, chairs, and umbrellas. Some of these objects are positioned near the traffic lights, while others are located further away. Overall, the scene provides a glimpse into the hustle and bustle of city life.





Describe this image in detail.



The image depicts a city street with a wooden bench on the sidewalk. **There are two people sitting on the bench, one closer to the left side of the image and the other closer to the right side.** A bicyclist is also visible in the scene, riding past the bench towards the right side of the image. In addition to the people and the bicyclist, there are several cars parked along the street. Some of the cars are closer to the left side of the image, **while others are closer to the right side.** The overall scene captures a peaceful moment on a city street, with people enjoying the outdoors and a bicyclist passing by.



A bench sits on a sidewalk next to a busy street. There are several people on bicycles passing by the bench, with some of them closer to the bench than others. Some of the bicyclists can be seen in the background, while others are closer to the front of the image. The bench appears to be a popular spot for people to sit and rest while enjoying the view of the street.





Describe this image in detail.



The image depicts a small blue and yellow airplane flying in the sky. It appears to be an old-fashioned, vintage plane with two people sitting in the cockpit. The plane is positioned towards the left side of the image, while the people can be seen closer to the center of the frame. **There are several other planes visible in the background, scattered across the sky. Some of these planes appear to be much larger than the vintage plane in the foreground, while others appear to be similar in size.** Overall, the scene offers a glimpse into the world of aviation, **showcasing various types of planes flying together in the clear blue sky.**



A small blue and yellow airplane is flying through the sky, with two people visible in the cockpit of the plane.





Describe this image in detail.



The image depicts a large silver boat parked on a dirt field, with sheep grazing around it. There are several sheep scattered throughout the scene, some closer to the boat and others further away. In addition to the sheep, **there is a person standing near the left side of the boat, observing the scene.** **Two cars can be seen in the background, one closer to the left side of the image and the other closer to the right side.** **A handbag is placed on the ground near the left side of the image, possibly belonging to the person standing next to the boat.** Overall, the scene captures a peaceful moment in the countryside, with animals and people enjoying the natural surroundings.



A large silver boat is parked on the side of a dirt road, with a trailer attached to it. There are several sheep scattered around the boat and trailer, grazing in the area. Some of the sheep are closer to the trailer, while others are further away. The sheep appear to be relaxed and comfortable in their surroundings.



Figure 14. High-Quality Examples from InstructBLIP Optimized by Our Proposed HA-DPO Method.