

# EIGENMATRIX FOR UNSTRUCTURED SPARSE RECOVERY

LEXING YING

**ABSTRACT.** This paper considers the unstructured sparse recovery problems in a general form. Examples include rational approximation, spectral function estimation, Fourier inversion, Laplace inversion, and sparse deconvolution. The main challenges are the noise in the sample values and the unstructured nature of the sample locations. This paper proposes the eigenmatrix, a data-driven construction with desired approximate eigenvalues and eigenvectors. The eigenmatrix offers a new way for these sparse recovery problems. Numerical results are provided to demonstrate the efficiency of the proposed method.

## 1. INTRODUCTION

This paper considers the unstructured sparse recovery problems of a general form. Let  $X$  be the parameter space, typically a subset of  $\mathbb{R}$  or  $\mathbb{C}$ , and  $S$  be the sampling space.  $G(s, x)$  is the kernel function for  $s \in S$  and  $x \in X$ , and is assumed to be analytic in  $x$ . Suppose that

$$f(x) = \sum_{k=1}^{n_x} w_k \delta(x - x_k)$$

is the unknown sparse signal, where  $n_x$  is the number of spikes,  $\{x_k\}$  are the spike locations, and  $\{w_k\}$  are the spike weights. The observable of the problem is

$$u(s) := \int_X G(s, x) f(x) dx = \sum_{k=1}^{n_x} G(s, x_k) w_k$$

for  $s \in S$ .

Let  $\{s_j\}$  be a set of  $n_s$  unstructured sample locations in  $S$  and  $u_j := u(s_j)$  be the exact values. Suppose that we are only given the noisy observations  $\tilde{u}_j := u_j(1 + \sigma Z_j)$ , where  $Z_j$  are independently identically distributed (i.i.d) random variables with zero mean and unit variance, and  $\sigma$  is the noise magnitude. The task is to recover the spike locations  $\{x_k\}$  and weights  $\{w_k\}$ .

Quite a few sparse recovery problems can be cast into this general form. Below is a partial list.

- Rational approximation.  $G(s, x) = \frac{1}{s-x}$ ,  $X$  is typically a set in  $\mathbb{C}$ , and  $\{s_j\}$  are locations separated from  $X$ . Two common cases of  $X$  are the unit disk and the half-plane.
- Spectral function estimation of many-body quantum systems.  $G(s, x) = \frac{1}{s-x}$ ,  $X$  is a real interval  $[-b, b]$  of the complex plane, and  $\{s_j\}$  is the Matsubara grid on the imaginary axis.

---

2010 *Mathematics Subject Classification.* 30B40, 65R32.

*Key words and phrases.* Sparse recovery, Prony's method.

This work is partially supported by NSF grant DMS-2011699 and DMS-2208163.

- Fourier inversion. For example  $G(s, x) = \exp(\pi i s x)$ ,  $X$  is the interval  $[-1, 1]$ , and  $\{s_j\}$  is a set of real numbers.
- Laplace inversion.  $G(s, x) = \exp(-sx)$ ,  $X$  is an interval  $[c_1, c_2]$  of the positive real axis, and  $\{s_j\}$  is a set of positive real numbers.
- Sparse deconvolution.  $G(s, x)$  is a translational invariant kernel, such as  $G(s, x) = \frac{1}{1+\gamma(s-x)^2}$ ,  $X$  is a real interval, and  $\{s_j\}$  is a set of real numbers.

The primary challenges of the current setup come from two sources. First, the sample values  $\{\tilde{u}_j\}$  are noisy, which makes the recovery problem quite ill-posed when the kernel  $G(s, x)$  is numerically low-rank. Second, the sample locations  $\{s_j\}$  are unstructured, which excludes many existing algorithms that exploit special structures.

**1.1. Contribution.** This paper introduces the *eigenmatrix* for these unstructured sparse recovery problems. By defining the vector-valued function  $\mathbf{g}(x) = [G(s_j, x)]_{1 \leq j \leq n_s}$  for  $x \in X$ , we introduce the eigenmatrix as an  $n_s \times n_s$  matrix  $M$  that satisfies, for any  $x \in X$

$$M\mathbf{g}(x) \approx x\mathbf{g}(x).$$

This is a data-driven object that depends on  $G(\cdot, \cdot)$ ,  $X$ , and the sample locations  $\{s_j\}$ . The main features of the eigenmatrix are

- It assumes no special structure of the sample locations  $\{s_j\}$ .
- It offers a rather unified approach to these sparse recovery problems.
- As the numerical results suggest, even when the recovery problem is ill-conditioned, the reconstruction can be quite robust with respect to noise.

**1.2. Related work.** There has been a long list of works devoted to the sparse recovery problems mentioned above.

Rational approximation has a long history in numerical analysis. Some of the well-known methods are the RKFIT algorithm [5], barycentric interpolation [6], Pade approximation [16], vector fitting [18], and AAA [26].

Spectral function approximation is a key computational task for many-body quantum systems. Well-known methods include Pade approximation [4, 34, 37], maximum entropy methods [3, 21, 22, 24, 31], and stochastic analytic continuation [17, 23, 32, 36]. Several most recent algorithms are [13, 14, 20, 41, 42].

Fourier inversion is a vast field with many different problem setups. When  $X$  and  $S$  are dual discrete grids with  $\{s_j\}$  chosen randomly, this is the compressive sensing problem [9, 12, 15], and there is a vast literature on methods based on the  $\ell_1$  convex relaxation. When  $X$  is an interval and  $\{s_j\}$  are equally spaced grid points, this becomes the line spectrum estimation or superresolution problem [11]. Both Prony-type methods [19, 29, 30, 33] and optimization-based approaches [8, 10, 25] are well-studied for this field.

Laplace inversion is a longstanding computational problem. Most established algorithms [1, 38–40] assume the capability of accessing the sample values at any arbitrary locations. For the case of equally-spaced sample locations, Prony-type methods have been proposed in [7, 28]. The work in [27, 35] further extends the Prony-type methods to the kernels associated with more general first-order and second-order differential operators.

For sparse deconvolution, when  $\{s_j\}$  forms a uniform grid, it is closely related to the superresolution problem. However, when  $\{s_j\}$  are unstructured, the literature is surprisingly limited.

The rest of the paper is organized as follows. Section 2 describes the eigenmatrix construction. Section 3 presents the numerical experiments of the applications mentioned above. Section 4 concludes with a discussion for future work.

## 2. ALGORITHM

To motivate the eigenmatrix construction, we first briefly review Prony's method. Consider the line-spectrum estimation (or superresolution) problem with  $G(s, x) = \exp(2\pi i s x)$ ,  $X = [0, 1]$ , and  $s_j = j$  for  $j \in \mathbb{Z}$ . Here, we make the simplifying assumption that  $\{s_j\}$  is the whole integer lattice, though only a finite chunk is required in the actual Prony's method.

Introduce the infinitely-long vector-valued function  $\mathbf{g}(x) = [G(s_j, x)]_{j \in \mathbb{Z}} = [\exp(2\pi i j x)]_{j \in \mathbb{Z}}$ . Let  $M$  be the shifting matrix that moves each entry up by one slot, i.e.,  $(M\mathbf{v})_k = \mathbf{v}_{k+1}$  for any vector  $\mathbf{v}$ . Then

$$M\mathbf{g}(x) = e^{2\pi i x}\mathbf{g}(x) \quad \text{or equivalently} \quad (M - e^{2\pi i x}I)\mathbf{g}(x) = 0.$$

Since  $(M - e^{2\pi i x_\ell}I)\mathbf{g}(x_\ell) = 0$  for each  $\ell$  and the operators  $M - e^{2\pi i x_\ell}I$  for different  $x_\ell$  commute with each other, we have

$$\prod_{\ell=1}^{n_x} (M - e^{2\pi i x_\ell}I)\mathbf{g}(x_k) = 0.$$

Define the vector  $\mathbf{u} = [u_j]_{j \in \mathbb{Z}}$  of the exact observations  $u_j = u(s_j) = \sum_k G(s_j, x_k)w_k = \sum_k e^{2\pi i j x_k}w_k = \sum_k w_k \mathbf{g}(x_k)$ . Since  $\mathbf{u}$  is a linear combination of  $\{\mathbf{g}(x_k)\}_{1 \leq k \leq n_x}$ , we have

$$(1) \quad \prod_{\ell=1}^{n_x} (M - e^{2\pi i x_\ell}I)\mathbf{u} = 0.$$

Because  $\prod_{\ell} (M - e^{2\pi i x_\ell}I)$  is a matrix polynomial of form  $p(M) := p_0 + p_1M + \dots + p_{n_x}M^{n_x}$ , (1) translates to

$$(p_0 + p_1M + \dots + p_{n_x}M^{n_x})\mathbf{u} = 0.$$

This is equivalent to

$$(2) \quad \begin{bmatrix} \mathbf{u} & M\mathbf{u} & \dots & M^{n_x}\mathbf{u} \end{bmatrix} \mathbf{p} = 0 \quad \text{with} \quad \mathbf{p} = \begin{bmatrix} p_0 \\ \vdots \\ p_{n_x} \end{bmatrix}$$

One can solve for the vector  $\mathbf{p}$  by identifying the null space vector of the matrix in (2). The roots of the polynomial  $p(x) = p_0 + p_1x + \dots + p_{n_x}x^{n_x}$  are  $\{e^{2\pi i x_k}\}$ . Given the sample locations  $\{x_k\}$ , the sample weights  $\{w_k\}$  can be computed, for example via the least square solve.

*Remark 1.* For most problems, the sample values  $\{\tilde{u}_j\}$  have noise. As a result, the sample locations and weights obtained above are only approximations. Most implementations of Prony's method have a postprocessing step, where these approximations are used as the initial guesses of the following optimization problem

$$(3) \quad \min_{\tilde{x}_k, \tilde{w}_k} \sum_j \left| \sum_k G(s_j, \tilde{x}_k) \tilde{w}_k - \tilde{u}_j \right|^2.$$

*Remark 2.* For an actual problem, the number of spikes  $n_x$  is not known a priori. An important question is to pick the right degree  $d$  of the polynomial  $p(x)$ . The general criteria are that the objective value of (3) (after postprocessing) should be within the noise level, and the degree  $d$  should be as small as possible. Commonly used criteria include AIC [2] and BIC [33].

**2.1. Main idea.** Prony's method uses two special features of the line-spectrum estimation problem: (a) the kernel is of the exponential form, and (b)  $\{s_j\}$  forms an equally spaced grid. These two features together allow one to write down  $M$  (the shift matrix) explicitly. However, these two features no longer hold for sparse recovery problems with a general kernel  $G(\cdot, \cdot)$  or unstructured sample locations  $\{s_j\}$ .

To address this challenge, we take a data-driven approach. Let  $\mathbf{g}(x)$  now be the  $n_s$ -dimensional vector  $[G(s_j, x)]_{1 \leq j \leq n_s}$ . The main idea is to introduce an *eigenmatrix*  $M$  of size  $n_s \times n_s$  such that for all  $x \in X$

$$M\mathbf{g}(x) \approx x\mathbf{g}(x).$$

The reason why  $M$  is called the eigenmatrix is because *it is designed to have the desired approximate eigenvalues and eigenvectors*.

Below, we detail how to apply the eigenmatrix idea to complex and real cases. Since the postprocessing step and the choice of the degree  $d$  are common to Prony's method, we present the algorithm for a fixed  $d$  in order to simplify the presentation.

**2.2. Complex analytic case.** To simplify the discussion, assume first that  $X$  is the unit disc  $\mathbb{D}_1$ , and we will comment on the general case at the end. Define for each  $x$  the vector  $\mathbf{g}(x) := [G(s_j, x)]_{1 \leq j \leq n_s}$ . The first step is to construct  $M$  such that  $M\mathbf{g}(x) \approx x\mathbf{g}(x)$  for  $x \in \mathbb{D}_1$ .

Numerically, it is more robust to use the normalized vector  $\hat{\mathbf{g}}(x) = \mathbf{g}(x)/\|\mathbf{g}(x)\|$  since the norm of  $\mathbf{g}(x)$  can vary significantly depending on  $x$ . The condition then becomes

$$M\hat{\mathbf{g}}(x) \approx x\hat{\mathbf{g}}(x), \quad x \in \mathbb{D}_1.$$

We enforce this condition on a dense uniform grid  $\{a_k\}_{1 \leq k \leq n_a}$  of size  $n_a$  on the boundary of the unit disk

$$M\hat{\mathbf{g}}(a_k) \approx a_k\hat{\mathbf{g}}(a_k).$$

Define an  $n_s \times n_a$  matrix  $W = [\hat{\mathbf{g}}(a_k)]_{1 \leq k \leq n_a}$  with  $\hat{\mathbf{g}}(a_k)$  as columns and also an  $n_a \times n_a$  diagonal matrix  $\Lambda = \text{diag}(a_k)$ . The above condition can be written in a matrix form as

$$MW \approx W\Lambda.$$

This suggests the following choice of the eigenmatrix

$$(4) \quad M := W\Lambda W^\dagger,$$

where the pseudoinverse  $W^\dagger$  is computed by thresholding the singular values of  $W$  below  $\sigma$ .

With the eigenmatrix  $M$  available, the rest of the algorithm is similar. Define the vector  $\tilde{\mathbf{u}} := [\tilde{u}_j]_{1 \leq j \leq n_s}$  from the noisy sample values. Since  $(M - x_k I)\mathbf{g}(x_k) \approx 0$ ,

$$\prod_{\ell} (M - x_\ell I)\mathbf{g}(x_k) \approx 0 \quad \text{and} \quad \prod_{\ell} (M - x_\ell I)\tilde{\mathbf{u}} \approx 0.$$

Therefore, we can set up the following system:

$$[\tilde{\mathbf{u}} \quad M\tilde{\mathbf{u}} \quad \dots \quad M^d\tilde{\mathbf{u}}] \tilde{\mathbf{p}} = 0 \quad \text{with} \quad \tilde{\mathbf{p}} = \begin{bmatrix} \tilde{p}_0 \\ \vdots \\ \tilde{p}_d \end{bmatrix},$$

and solve for  $\tilde{\mathbf{p}}$  as the null space vector. The roots of the polynomial  $\tilde{p}(x) := \tilde{p}_0 + \tilde{p}_1 x + \dots + \tilde{p}_d x^d$  give the estimators  $\{\tilde{x}_k\}$  for  $\{x_k\}$ . With  $\{\tilde{x}_k\}$  available, the least square solve

$$\min_{\tilde{w}_k} \sum_j \left| \sum_k G(s_j, \tilde{x}_k) \tilde{w}_k - \tilde{u}_j \right|^2$$

gives the estimators  $\{\tilde{w}_k\}$  for  $\{w_k\}$ .

*Remark 3.* The first question to be answered is why the uniform grid  $\{a_k\}$  on the unit circle is enough. The following calculation shows why.  $M\mathbf{g}(a_k) \approx a_k \mathbf{g}(a_k)$  implies  $M\mathbf{g}(x) \approx x\mathbf{g}(x)$  for all  $x \in \mathbb{D}_1$ :

$$\begin{aligned} M\mathbf{g}(x) &= \frac{1}{2\pi i} \int_{\partial\mathbb{D}_1} \frac{M\mathbf{g}(z)}{z-x} dz \approx \frac{1}{2\pi i} \sum_k \frac{M\mathbf{g}(a_k)}{a_k-x} (ia_k \frac{2\pi}{n_a}) \\ &\approx \frac{1}{2\pi i} \sum_k \frac{a_k \mathbf{g}(a_k)}{a_k-x} (ia_k \frac{2\pi}{n_a}) \approx \frac{1}{2\pi i} \int_{\partial\mathbb{D}_1} \frac{z\mathbf{g}(z)}{z-x} dz = x\mathbf{g}(x), \end{aligned}$$

where the first and third approximations use the exponential convergence of the trapezoidal rule for analytic functions  $\mathbf{g}(x)$  and  $x\mathbf{g}(x)$ , and the second approximation directly comes from  $M\mathbf{g}(a_k) \approx a_k \mathbf{g}(a_k)$ . The equalities are applications of the Cauchy integral theorem.

*Remark 4.* The second question is, what if  $X$  is not  $\mathbb{D}_1$ ? For a general connected domain  $X$  with smooth boundary, let  $\phi(t) : \mathbb{D}_1 \rightarrow X$  be the one-to-one map between  $\mathbb{D}_1$  and  $X$  from the Riemann mapping theorem. We then consider the new kernel  $G(s, t) = G(s, \phi(t))$  between  $S$  and  $\mathbb{D}_1$  and use the above algorithm to recover the locations  $\{\tilde{t}_k\}$  in  $\mathbb{D}_1$ . Once  $\{\tilde{t}_k\}$  are available, we set  $\tilde{x}_k = \phi(\tilde{t}_k)$ .

**2.3. Real analytic case.** To simplify the discussion, assume that  $X$  is the interval  $[-1, 1]$ , and we will comment on the general case later. Let us define for each  $x$  the vector  $\mathbf{g}(x) = [G(s_j, x)]_{1 \leq j \leq n_s}$ . The first step is to construct  $M$  such that  $M\mathbf{g}(x) \approx x\mathbf{g}(x)$  for  $x \in [-1, 1]$ .

Numerically, it is again more robust to use the normalized vector  $\hat{\mathbf{g}}(x) = \mathbf{g}(x)/\|\mathbf{g}(x)\|$  and consider the modified condition

$$M\hat{\mathbf{g}}(x) \approx x\hat{\mathbf{g}}(x), \quad x \in [-1, 1].$$

We enforce this condition on a dense Chebyshev grid  $\{a_k\}_{1 \leq k \leq n_a}$  of size  $n_a$  on the interval  $[-1, 1]$ :

$$M\hat{\mathbf{g}}(a_k) \approx a_k \hat{\mathbf{g}}(a_k).$$

Introduce the  $n_s \times n_s$  matrix  $W = [\hat{\mathbf{g}}(a_k)]_{1 \leq k \leq n_a}$  with columns  $\hat{\mathbf{g}}(a_k)$  as well as the  $n_a \times n_a$  diagonal matrix  $\Lambda = \text{diag}(a_k)$ . The condition now reads

$$MW \approx W\Lambda.$$

This again suggests the following choice of the eigenmatrix for the real analytic case

$$M := W\Lambda W^\dagger,$$

where the pseudoinverse  $W^\dagger$  is computed by thresholding the singular values of  $W$  below  $\sigma$ .

With  $M$  available, we define the vector  $\tilde{\mathbf{u}} := [\tilde{u}_j]_{1 \leq j \leq n_s}$ , form the system

$$[\tilde{\mathbf{u}} \quad M\tilde{\mathbf{u}} \quad \dots \quad M^d \tilde{\mathbf{u}}] \tilde{\mathbf{p}} = 0 \quad \text{with} \quad \tilde{\mathbf{p}} = \begin{bmatrix} \tilde{p}_0 \\ \vdots \\ \tilde{p}_d \end{bmatrix},$$

and solve for  $\tilde{\mathbf{p}}$  as the null space vector. The roots of the polynomial  $\tilde{p}(x) := \tilde{p}_0 + \tilde{p}_1 x + \dots + \tilde{p}_d x^d$  are the estimators  $\{\tilde{x}_k\}$  for the spike locations and a least square solve gives  $\{\tilde{w}_k\}$  as the estimators for the spike weights.

*Remark 5.* We claim that, for real analytic kernels  $G(s, x)$ , enforcing the condition at the Chebyshev grid  $\{a_k\}$  is sufficient. To see this,

$$M\mathbf{g}(x) \approx M \left( \sum_k c_k(x) \mathbf{g}(a_k) \right) = \sum_k c_k(x) M\mathbf{g}(a_k) \approx \sum_k c_k(x) (a_k \mathbf{g}(a_k)) \approx x \mathbf{g}(x),$$

where  $c_k(x)$  is the Chebyshev quadrature for  $x$  associated with grid  $\{a_k\}$ . Here, the first and third approximations use the convergence property of the Chebyshev quadrature for analytic functions  $\mathbf{g}(x)$  and  $x\mathbf{g}(x)$ , and the second approximation directly comes from  $M\mathbf{g}(a_k) \approx a_k \mathbf{g}(a_k)$ .

*Remark 6.* The next question is, what if  $X$  is not the interval  $[-1, 1]$ ? For a general interval or analytic segment  $X$ , let  $\phi : [-1, 1] \rightarrow X$  be a smooth one-to-one map between  $[-1, 1]$  and  $X$ . By considering the kernel  $G(s, t) = G(s, \phi(t))$  instead and applying the above algorithm, we can recover the locations  $\{\tilde{t}_k\}$  in  $[-1, 1]$ . Finally, set  $\tilde{x}_k = \phi(\tilde{t}_k)$ .

### 3. NUMERICAL RESULTS

This section applies the eigenmatrix approach to the unstructured sparse recovery problems mentioned in Section 1. In all examples, the size of the uniform or Chebyshev grid is  $n_a = 1024$ . The spike weights  $\{w_k\}$  are set to be 1 and the noises  $\{Z_j\}$  are Gaussian.

**Example 1** (Rational approximation). The problem setup is

- $G(s, x) = \frac{1}{s-x}$ .
- $X = \mathbb{D}_1$ .
- $\{s_j\}$  are random points outside the disk, each with a modulus between 1.2 and 2.2.  
 $n_s = 40$ .

Figure 1 summarizes the experimental results. The three columns correspond to noise levels  $\sigma$  equal to  $10^{-2}$ ,  $10^{-3}$ , and  $10^{-4}$ . In each plot, the blue markers are the exact solution  $\{x_k\}$ , the green ones are the solution of the eigenmatrix approach before the postprocessing, and the red ones are the solution after the postprocessing.

Two tests are performed. In the first one (top row),  $n_x = 4$  and  $\{x_k\}$  are well-separated from each other. The plots show accurate recovery of the spike locations from all  $\sigma$  values. In the second one (bottom row),  $n_x = 4$  and two of the spike locations are close to each other. In this harder case, the reconstruction at  $\sigma = 10^{-2}$  shows a noticeable error, while the results for  $\sigma = 10^{-3}$  and  $\sigma = 10^{-4}$  are accurate. The plots also suggest that the eigenmatrix approach results in fairly accurate (green) initial guesses for the postprocessing step.

**Example 2** (Spectral function approximation). The problem setup is

- $G(s, x) = \frac{1}{s-x}$ .
- $X = [-1, 1]$ .
- $\{s_j\}$  is the Matsubara grid from  $-\frac{(2N-1)\pi}{\beta}i$  to  $\frac{(2N-1)\pi}{\beta}i$  with  $\beta = 100$  and  $N = 128$ .  
Hence,  $n_s = 256$ .

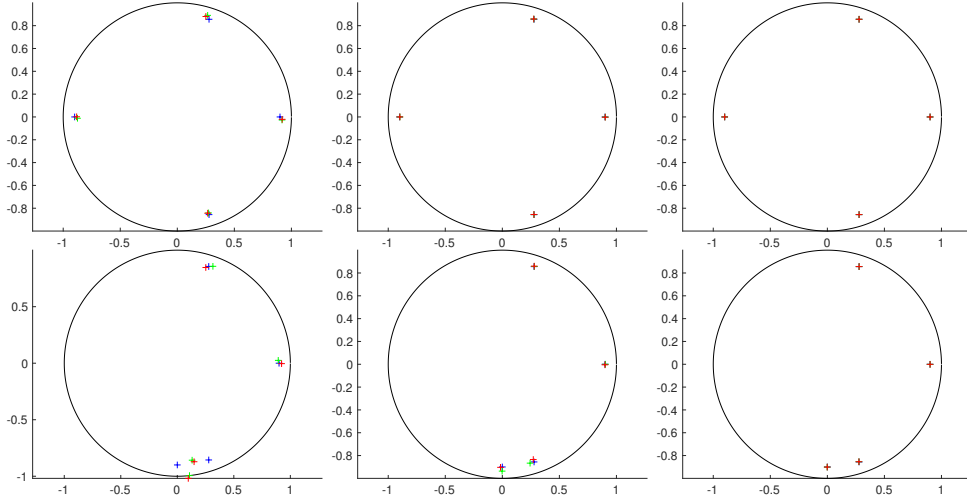


FIGURE 1. Rational approximation.  $G(s, x) = \frac{1}{s-x}$ .  $X = \mathbb{D}_1$ .  $\{s_j\}$  are random points outside the unit disk, each with a modulus between 1.2 and 2.2.  $n_s = 40$ . In the three columns,  $\sigma$  equals to  $10^{-2}$ ,  $10^{-3}$ , and  $10^{-4}$ , respectively. Blue, green, and red stand for the exact solution, the result before postprocessing, and the one after postprocessing.  $n_x = 4$ . Top row: the test with well-separated locations. Bottom row: the test with two nearby locations.

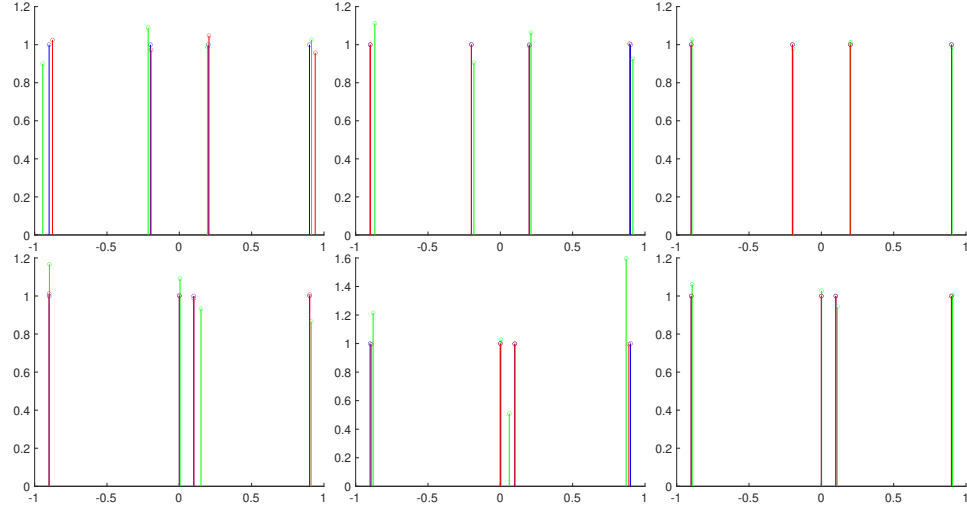


FIGURE 2. Spectral function approximation.  $G(s, x) = \frac{1}{s-x}$ .  $X = [-1, 1]$ .  $\{s_j\}$  is the Matsubara grid from  $-\frac{(2N-1)\pi}{\beta}i$  to  $\frac{(2N-1)\pi}{\beta}i$  with  $\beta = 100$  and  $N = 128$ . In the three columns,  $\sigma$  equals to  $10^{-2}$ ,  $10^{-3}$ , and  $10^{-4}$ , respectively. Blue, green, and red stand for the exact solution, the result before postprocessing, and the one after postprocessing.  $n_x = 4$ . Top row: the test with well-separated locations. Bottom row: the test with two nearby locations.

Figure 2 summarizes the experimental results. The three columns correspond to  $\sigma$  equal to  $10^{-2}$ ,  $10^{-3}$ , and  $10^{-4}$ , respectively. The blue, green, and red spikes denote the exact solution of the reconstructions before and after postprocessing, respectively.

Two tests are performed. In the first one (top row),  $n_x = 4$  and  $\{x_k\}$  are well-separated. The reconstructions are accurate for all  $\sigma$  values. In the second one (bottom row),  $n_x = 4$  and two of the spike locations are within 0.1 distance from each other. In this harder case, the reconstructions remain accurate for all  $\sigma$  values. Notice that the eigenmatrix provides a sufficiently accurate initial guess for postprocessing.

**Example 3** (Fourier inversion). The problem setup is

- $G(s, x) = \exp(\pi i s x)$ .
- $X = [-1, 1]$ .
- $\{s_j\}$  are randomly chosen points in  $[-5, 5]$ .  $n_s = 128$ .

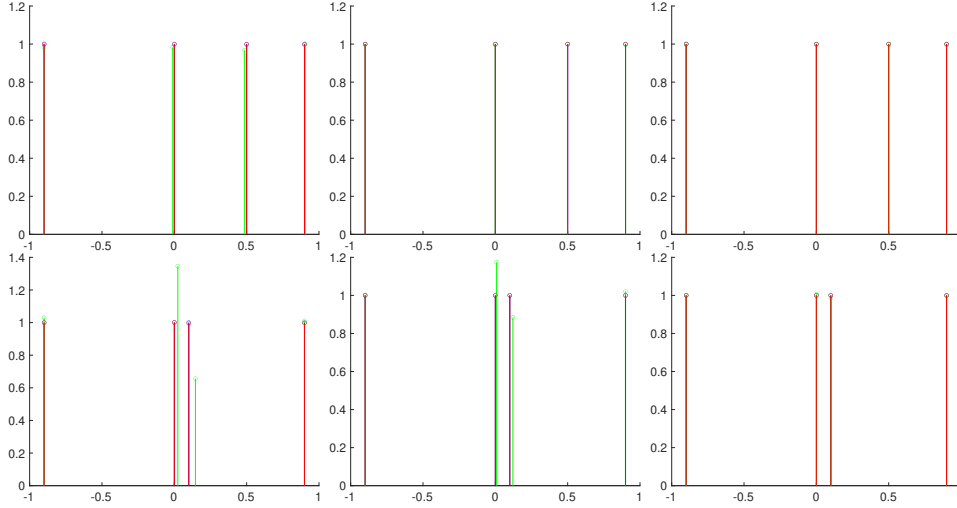


FIGURE 3. Fourier inversion.  $G(s, x) = \exp(\pi i s x)$ .  $X = [-1, 1]$ .  $\{s_j\}$  are randomly chosen points in  $[-5, 5]$ .  $n_s = 128$ . In the three columns,  $\sigma$  equals to  $10^{-2}$ ,  $10^{-3}$ , and  $10^{-4}$ , respectively. Blue, green, and red stand for the exact solution, the result before postprocessing, and the one after postprocessing.  $n_x = 4$ . Top row: the test with well-separated locations. Bottom row: the test with two nearby locations.

Figure 3 summarizes the experimental results. The three columns correspond to  $\sigma$  equal to  $10^{-2}$ ,  $10^{-3}$ , and  $10^{-4}$ . The blue, green, and red spikes denote the exact solution of the reconstructions before and after postprocessing, respectively.

Two tests are performed. In the first one (top row),  $n_x = 4$  and  $\{x_k\}$  are well-separated. The reconstructions are accurate for all  $\sigma$  values. In the second one (bottom row),  $n_x = 4$  and two of the spike locations are within 0.1 distance from each other. The reconstructions are also accurate for all  $\sigma$  values. The eigenmatrix is again able to provide sufficient accurate initial guesses for the postprocessing step.

**Example 4** (Laplace inversion). The problem setup is

- $G(s, x) = \exp(-sx)$ .
- $X = [0, 2]$ .  $x = \phi(t) = t + 1$  maps from  $[-1, 1]$  to  $X$ ,
- $\{s_j\}$  are random samples in  $[0, 10]$ .  $n_s = 100$ .



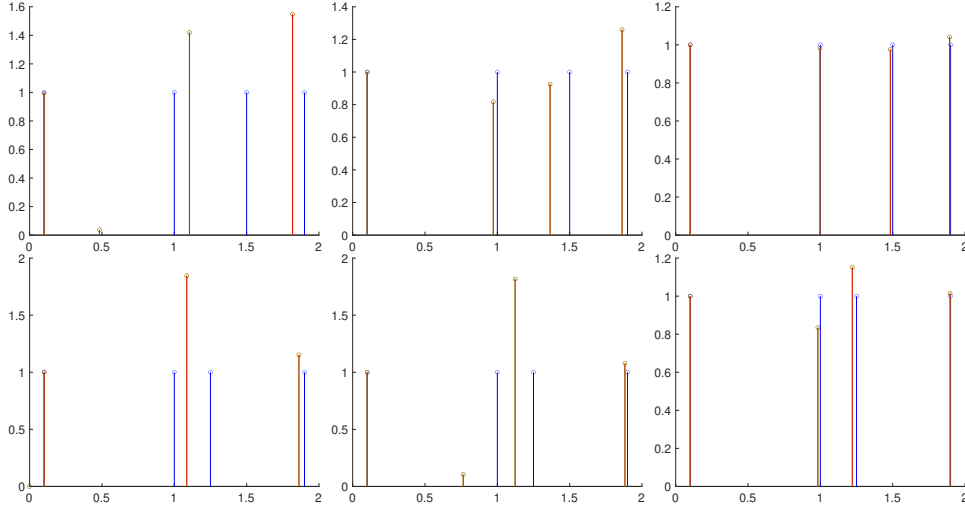


FIGURE 4. Laplace inversion.  $G(s, x) = \exp(-sx)$ .  $X = [0, 2]$ .  $\{s_j\}$  are random samples in  $[0, 10]$ .  $n_s = 100$ . In the three columns,  $\sigma$  equals to  $10^{-5}$ ,  $10^{-6}$ , and  $10^{-7}$ , respectively. Blue, green, and red stand for the exact solution, the result before postprocessing, and the one after postprocessing.  $n_x = 4$ . Top row: the test with well-separated locations. Bottom row: the test with two nearby locations.

Figure 4 summarizes the experimental results. The inverse Laplace transform is well-known for its sensitivity to noise. As a result, significantly smaller noise magnitudes are used in this example: the three columns correspond to  $\sigma$  equal to  $10^{-5}$ ,  $10^{-6}$ , and  $10^{-7}$ . The blue, green, and red spikes still denote the exact solution of the reconstructions before and after postprocessing, respectively.

Two tests are performed. In the first one (top row),  $n_x = 4$  and  $\{x_k\}$  are well-separated. The reconstructions are acceptable for  $\sigma = 10^{-6}$  and accurate for  $\sigma = 10^{-7}$ . In the second harder test (bottom row),  $n_x = 4$  and two of the spike locations are within 0.25 distance from each other. The reconstructions provide reasonable reconstructions at  $\sigma = 10^{-7}$ , but significant errors for larger  $\sigma$  values.

**Example 5** (Sparse deconvolution). The problem setup is

- $G(s, x) = \frac{1}{1+\gamma(s-x)^2}$  with  $\gamma = 4$ .
- $X = [-1, 1]$ .
- $\{s_j\}$  are random samples from  $[-5, 5]$ .  $n_s = 100$ .

Figure 5 summarizes the experimental results. The three columns correspond to  $\sigma$  equal to  $10^{-2}$ ,  $10^{-3}$ , and  $10^{-4}$ . The blue, green, and red spikes denote the exact solution of the reconstructions before and after postprocessing, respectively.

Two tests are performed. In the first one (top row),  $n_x = 4$  and  $\{x_k\}$  are well-separated. The reconstructions are reasonable for  $\sigma = 10^{-2}$  and accurate for the smaller  $\sigma$  values. In the second one (bottom row),  $n_x = 4$  and two of the spike locations are within 0.1 distance from each other. The reconstructions are accurate for  $\sigma$  equal to  $10^{-3}$  and  $10^{-4}$ .

*Remark 7.* The numerical experience suggests two lessons important for accurate reconstruction. First, it is important to fully exploit the prior information about the support of the

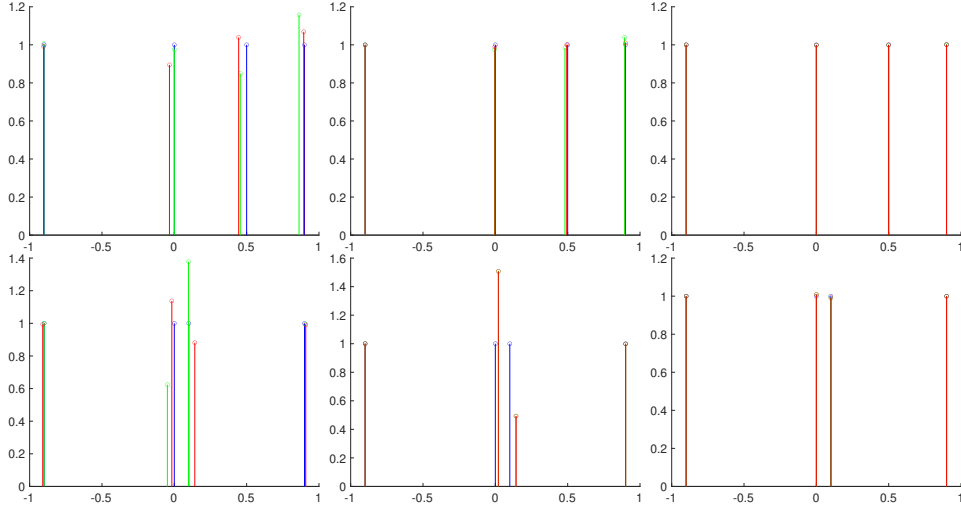


FIGURE 5. Sparse deconvolution.  $G(s, x) = \frac{1}{1+\gamma(s-x)^2}$  with  $\gamma = 4$ .  $X = [-1, 1]$ .  $\{s_j\}$  are random samples from  $[-5, 5]$ .  $n_s = 100$ . In the three columns,  $\sigma$  equals to  $10^{-2}$ ,  $10^{-3}$ , and  $10^{-4}$ , respectively. Blue, green, and red stand for the exact solution, the result before postprocessing, and the one after postprocessing.  $n_x = 4$ . Top row: the test with well-separated locations. Bottom row: the test with two nearby locations.

spikes, i.e., making the candidate parameter set  $X$  as compact as possible. Second, using the Chebyshev and uniform grids ensures that  $M\mathbf{g}(x) \approx x\mathbf{g}(x)$  up to a high accuracy numerically.

#### 4. DISCUSSIONS

This paper introduces the eigenmatrix construction for unstructured sparse recovery problems. As a data-driven approach, it assumes no structure on the sample locations and offers a rather unified framework for such sparse recovery problems. There are several directions for future work.

- Providing the error estimates of the eigenmatrix approach for the problems mentioned in Section 1.
- Once the eigenmatrix is constructed, the recovery algorithm presented above follows the classical Prony's method. An immediate extension is to apply the eigenmatrix with other Prony-type algorithms, such as MUSIC, ESPRIT, and the matrix pencil method.

#### REFERENCES

- [1] Joseph Abate and Peter P Valkó, *Multi-precision laplace transform inversion*, International Journal for Numerical Methods in Engineering **60** (2004), no. 5, 979–993.
- [2] Hirotugu Akaike, *Information theory and an extension of the maximum likelihood principle*, Selected papers of hirotugu akaike, 1998, pp. 199–213.
- [3] KSD Beach, *Identifying the maximum entropy method as a special limit of stochastic analytic continuation*, arXiv preprint cond-mat (2004).
- [4] KSD Beach, RJ Gooding, and F Marsiglio, *Reliable padé analytical continuation method based on a high-accuracy symbolic computation algorithm*, Physical Review B **61** (2000), no. 8, 5147.

- [5] Mario Berljafa and Stefan Guttel, *The rkfit algorithm for nonlinear rational approximation*, SIAM Journal on Scientific Computing **39** (2017), no. 5, A2049–A2071.
- [6] Jean-Paul Berrut and Lloyd N Trefethen, *Barycentric lagrange interpolation*, SIAM review **46** (2004), no. 3, 501–517.
- [7] Gregory Beylkin and Lucas Monzón, *Nonlinear inversion of a band-limited fourier transform*, Applied and Computational Harmonic Analysis **27** (2009), no. 3, 351–366.
- [8] Emmanuel J Candès and Carlos Fernandez-Granda, *Towards a mathematical theory of super-resolution*, Communications on pure and applied Mathematics **67** (2014), no. 6, 906–956.
- [9] Emmanuel J Candès, Justin K Romberg, and Terence Tao, *Stable signal recovery from incomplete and inaccurate measurements*, Communications on Pure and Applied Mathematics: A Journal Issued by the Courant Institute of Mathematical Sciences **59** (2006), no. 8, 1207–1223.
- [10] Laurent Demanet and Nam Nguyen, *The recoverability limit for superresolution via sparsity*, arXiv preprint arXiv:1502.01385 (2015).
- [11] David L Donoho, *Superresolution via sparsity constraints*, SIAM journal on mathematical analysis **23** (1992), no. 5, 1309–1331.
- [12] ———, *For most large underdetermined systems of linear equations the minimal  $l_1$ -norm solution is also the sparsest solution*, Communications on Pure and Applied Mathematics: A Journal Issued by the Courant Institute of Mathematical Sciences **59** (2006), no. 6, 797–829.
- [13] Jiani Fei, Chia-Nan Yeh, and Emanuel Gull, *Nevanlinna analytical continuation*, Physical Review Letters **126** (2021), no. 5, 056402.
- [14] Jiani Fei, Chia-Nan Yeh, Dominika Zgid, and Emanuel Gull, *Analytical continuation of matrix-valued functions: Carathéodory formalism*, Physical Review B **104** (2021), no. 16, 165111.
- [15] Simon Foucart and Holger Rauhut, *An invitation to compressive sensing*, Springer, 2013.
- [16] Pedro Gonnet, Stefan Guttel, and Lloyd N Trefethen, *Robust padé approximation via svd*, SIAM review **55** (2013), no. 1, 101–117.
- [17] Olga Goulko, Andrey S Mishchenko, Lode Pollet, Nikolay Prokof'ev, and Boris Svistunov, *Numerical analytic continuation: Answers to well-posed questions*, Physical Review B **95** (2017), no. 1, 014102.
- [18] Bjorn Gustavsen and Adam Semlyen, *Rational approximation of frequency domain responses by vector fitting*, IEEE Transactions on power delivery **14** (1999), no. 3, 1052–1061.
- [19] Yingbo Hua and Tapan K Sarkar, *Matrix pencil method for estimating parameters of exponentially damped/undamped sinusoids in noise*, IEEE Transactions on Acoustics, Speech, and Signal Processing **38** (1990), no. 5, 814–824.
- [20] Zhen Huang, Emanuel Gull, and Lin Lin, *Robust analytic continuation of green's functions via projection, pole estimation, and semidefinite relaxation*, Physical Review B **107** (2023), no. 7, 075151.
- [21] Mark Jarrell and James E Gubernatis, *Bayesian inference and the analytic continuation of imaginary-time quantum monte carlo data*, Physics Reports **269** (1996), no. 3, 133–195.
- [22] Gernot J Kraberger, Robert Triebl, Manuel Zingl, and Markus Aichhorn, *Maximum entropy formalism for the analytic continuation of matrix-valued green's functions*, Physical Review B **96** (2017), no. 15, 155128.
- [23] Igor Krivenko and Malte Harland, *Triqs/som: implementation of the stochastic optimization method for analytic continuation*, Computer Physics Communications **239** (2019), 166–183.
- [24] Ryan Levy, JPF LeBlanc, and Emanuel Gull, *Implementation of the maximum entropy method for analytic continuation*, Computer Physics Communications **215** (2017), 149–155.
- [25] Ankur Moitra, *Super-resolution, extremal functions and the condition number of vandermonde matrices*, Proceedings of the forty-seventh annual acm symposium on theory of computing, 2015, pp. 821–830.
- [26] Yuji Nakatsukasa, Olivier Sète, and Lloyd N Trefethen, *The aaa algorithm for rational approximation*, SIAM Journal on Scientific Computing **40** (2018), no. 3, A1494–A1522.
- [27] Thomas Peter and Gerlind Plonka, *A generalized prony method for reconstruction of sparse sums of eigenfunctions of linear operators*, Inverse Problems **29** (2013), no. 2, 025001.
- [28] Daniel Potts and Manfred Tasche, *Parameter estimation for nonincreasing exponential sums by prony-like methods*, Linear Algebra and its Applications **439** (2013), no. 4, 1024–1039.
- [29] R Prony, *Essai experimental et analytique*, J. Ecole Polytechnique (1795), 24–76.
- [30] Richard Roy and Thomas Kailath, *Esprit-estimation of signal parameters via rotational invariance techniques*, IEEE Transactions on acoustics, speech, and signal processing **37** (1989), no. 7, 984–995.
- [31] Michael Rumetshofer, Daniel Bauernfeind, and Wolfgang von der Linden, *Bayesian parametric analytic continuation of green's functions*, Physical Review B **100** (2019), no. 7, 075137.

- [32] Anders W Sandvik, *Stochastic method for analytic continuation of quantum monte carlo data*, Physical Review B **57** (1998), no. 17, 10287.
- [33] Ralph Schmidt, *Multiple emitter location and signal parameter estimation*, IEEE transactions on antennas and propagation **34** (1986), no. 3, 276–280.
- [34] Johan Schött, Inka LM Locht, Elin Lundin, Oscar Grånäs, Olle Eriksson, and Igor Di Marco, *Analytic continuation by averaging padé approximants*, Physical Review B **93** (2016), no. 7, 075104.
- [35] Kilian Stampfer and Gerlind Plonka, *The generalized operator based prony method*, Constructive Approximation **52** (2020), no. 2, 247–282.
- [36] K Vafayi and O Gunnarsson, *Analytical continuation of spectral data from imaginary time axis to real frequency axis using statistical sampling*, Physical Review B **76** (2007), no. 3, 035115.
- [37] HJ Vidberg and JW Serene, *Solving the eliashberg equations by means of  $n$ -point padé approximants*, Journal of Low Temperature Physics **29** (1977), no. 3, 179–192.
- [38] William T Weeks, *Numerical inversion of laplace transforms using laguerre functions*, Journal of the ACM (JACM) **13** (1966), no. 3, 419–429.
- [39] J Weideman and Lloyd Trefethen, *Parabolic and hyperbolic contours for computing the bromwich integral*, Mathematics of Computation **76** (2007), no. 259, 1341–1356.
- [40] Jacob Andre C Weideman, *Algorithms for parameter selection in the weeks method for inverting the laplace transform*, SIAM Journal on Scientific Computing **21** (1999), no. 1, 111–128.
- [41] Lexing Ying, *Analytic continuation from limited noisy matsubara data*, Journal of Computational Physics **469** (2022), 111549.
- [42] ———, *Pole recovery from noisy data on imaginary axis*, Journal of Scientific Computing **92** (2022), no. 3, 107.

(Lexing Ying) DEPARTMENT OF MATHEMATICS, STANFORD UNIVERSITY, STANFORD, CA 94305  
 Email address: `lexing@stanford.edu`