

# Video-Bench: A Comprehensive Benchmark and Toolkit for Evaluating Video-based Large Language Models

Munan Ning<sup>1,2\*</sup>, Bin Zhu<sup>1\*</sup>, Yujia Xie<sup>3</sup>, Bin Lin<sup>1</sup>, Jiayi Cui<sup>1,4</sup>, Lu Yuan<sup>3</sup>, Dongdong Chen<sup>3†</sup>, Li Yuan<sup>1,2†</sup>  
<sup>1</sup> Peking University <sup>2</sup> PengCheng Laboratory <sup>3</sup> Microsoft <sup>4</sup> FarReel AI Lab

## Abstract

Video-based large language models (Video-LLMs) have been recently introduced, targeting both fundamental improvements in perception and comprehension, and a diverse range of user inquiries. In pursuit of the ultimate goal of achieving artificial general intelligence, a truly intelligent Video-LLM model should not only see and understand the surroundings, but also possess human-level commonsense, and make well-informed decisions for the users. To guide the development of such a model, the establishment of a robust and comprehensive evaluation system becomes crucial. To this end, this paper proposes Video-Bench, a new comprehensive benchmark along with a toolkit specifically designed for evaluating Video-LLMs. The benchmark comprises 10 meticulously crafted tasks, evaluating the capabilities of Video-LLMs across three distinct levels: Video-exclusive Understanding, Prior Knowledge-based Question-Answering, and Comprehension and Decision-making. In addition, we introduce an automatic toolkit tailored to process model outputs for various tasks, facilitating the calculation of metrics and generating convenient final scores. We evaluate 8 representative Video-LLMs using Video-Bench. The findings reveal that current Video-LLMs still fall considerably short of achieving human-like comprehension and analysis of real-world videos, offering valuable insights for future research directions. The benchmark and toolkit are available at: <https://github.com/PKU-YuanGroup/Video-Bench>.

## 1. Introduction

Large language models (LLMs)[3, 35, 37, 38, 46, 47] have demonstrated strong capabilities in handling natural language processing (NLP) tasks, including comprehension, composition and reasoning, and achieved remarkable advancements on NLP benchmarks[9, 12, 25, 57]. This success has also inspired studies on Video-LLMs [6, 21, 23,

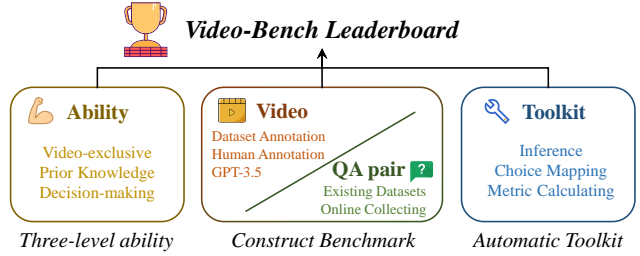


Figure 1. The illustrative pipeline for the intuition, construction and application of Video-Bench.

29, 30, 32, 43, 48, 49], where models process video inputs with textual prompts and generate corresponding answers, shedding light on the future format of artificial general intelligence (AGI) for video understanding.

With the ultimate goal of achieving artificial general intelligence in mind, we assert that a truly intelligent video-language model should at least exhibit three distinct human-like capabilities: (i) Video-exclusive Understanding, i.e., performing well for questions whose answer can be extracted from the video itself; (ii) Prior Knowledge-based Question-Answering, i.e., answer questions that require the prior knowledge beyond the video, such as commentary on NBA games or providing background information on specific music videos; (iii) Comprehension and Decision-making, enabling a comprehensive understanding of scenarios, along with the ability to make predictions and informed decisions. Example applications encompass 3D scene understanding and decision-making for autonomous driving.

To gradually approach this goal, the establishment of an evaluation benchmark is indispensable for precisely measuring and steering the development progress. However, we find that existing benchmarks fall short of serving this purpose comprehensively. For instance, MMBench [28] and LVLM-eHub [52] are concentrated on image understanding, ignoring the video understanding ability. SEED-Bench [20] includes several video tasks but is limited to temporal understanding, thus only covering the first level. To this end, we propose a new large-scale benchmark along with a toolkit, referred to as “Video-Bench”, to furnish a thorough evaluation of Video-LLMs. The composition of

\*Equal contribution.

†Corresponding author

Table 1. Comparison between different Video-LLMs. ‘VE’, ‘TM’, ‘AE’, ‘LLM’, and ‘Adapt’ denote the visual encoder, temporal module, audio encoder, LLM backend and the adaptation module. The ‘CLIP (L)’ and ‘CLIP (O)’ represent the CLIP encoder pre-trained on LLaVA [26] and OpenFlamingo [2]. If the models are trained with two-stage, the training data of each stage is split by ‘/’. The ‘combined’ denotes the combination of typical V-L datasets including COCO [7], CC [41], VG [16], SBU [34] and LAION [40].

Method	Model Configuration					Training Data	
	VE	TM	AE	LLM	Adapt	Source	Size
VideoChat [23]	BLIP-2	GMHRA	Whisper	Vicuna	Q-Former	Combined / Instruct-video	35M / 18K
Video-ChatGPT [32]	CLIP (L)	AVG Pool	-	Vicuna	Linear	Instruct-video	100K
Otter [21]	CLIP (O)	-	-	LLaMA (O)	Linear	MIMIC-IT	2.8M
PandaGPT [43]	ImageBind	-	ImageBind	Vicuna	Linear	LLaVA-mniGPT4	153.5K
Valley [29]	CLIP (L)	AVG Pool	-	Vicuna	Linear	WebVid / Instruct-video	702K / 47.8K
mPLUG-Owl [54]	CLIP	-	-	LLaMA	Abstractor	Combined / LLaVA	1100M / 150K
Video-LLaMA [58]	BLIP-2	Frame Emb	ImageBind	Vicuna	Q-Former	WebVid / LLaVA-mniGPT4	2M / 153.5K
Chat-UniVi [14]	CLIP (L)	Cluster	-	Vicuna	Linear	Combined / Instruct-video	1.5M / 649K

*Video-Bench* is depicted in Fig. 1.

In detail, aligning with our motivation, our *Video-Bench* encompasses tasks categorized into three distinct levels of capability: (i) For Video-exclusive Understanding, we begin by randomly selecting parts of traditional QA pairs [13, 50, 55], and proposing more challenging tasks to assess both temporal and contextual aspects of videos. Tasks include video summarization [59], abnormal detection [44], and crowd counting [18]; (ii) For Prior Knowledge-based Question-Answering, we evaluate the capability of model in understanding TV dramas [19], appreciating music videos, and providing information about players and games in NBA videos. (iii) For Comprehension and Decision-making, we employ two classical tasks: 3D indoor scene understanding [31] and auto-driving decision-making to assess the comprehension and decision-making abilities of models.

To streamline the evaluation process, we include another crucial component, i.e., the evaluation toolkit, along with the benchmarks. The toolkit automatically maps the long text outputs of Video-LLMs to corresponding answers with probability selection [12] or LLM-based semantic understanding [35, 39]. Subsequently, it calculates accuracy for each question and generates a final score, enhancing the efficiency of the evaluation workflow.

We evaluate eight representative Video-LLMs on *Video-Bench*: VideoChat [23], Video-ChatGPT [32], Otter [21], Valley [29], PandaGPT [43], mPLUG-Owl [54], Video-LLaMA [58], and Chat-UniVi [14] with verified open-source model weights. The evaluation results reveal several interesting findings: (i) Most recent models can summarize the main content of videos but lack the capacity to detect details and temporal information. (ii) Due to the absence of domain-specific prior knowledge in the training data, these models encounter challenges in accurately comprehending

and responding to queries within a particular domain. (iii) Due to constraints in multimodal information extraction and the use of a weakened LLM backend (either 7B or 13B), the majority of tested models exhibit limited proficiency in comprehending and decision-making within complex scenarios. Our contributions can be summarized as follows:

- We introduce *Video-Bench*, the first comprehensive evaluation benchmark for Video-LLMs, featuring a three-level ability assessment that systematically evaluates models in video-exclusive understanding, prior knowledge incorporation, and video-based decision-making abilities.
- We provide a user-friendly evaluation toolkit. Accompanied by our datasets and QA pairs, the toolkit can streamline the performance assessment of Video-LLMs.
- We conduct extensive experiments to evaluate prominent Video-LLMs, summarizing their behaviors, analyzing main causes for observed limitations, and proposing future directions for improvement.

## 2. Related Work

**Video-LLMs.** Extending Image-based Large Language Models (Image-LLMs) to the video modality introduces a complex challenge, necessitating the incorporation of temporal dimensions to interpret diverse frame information. Beyond visual content, the integration of audio, subtitles, and other modalities becomes crucial for a comprehensive understanding of video semantics. In response to this challenge, a series Video-LLMs have emerged, building upon open-source LLMs [8, 46, 47] or Image-LLMs [1, 2, 26, 56].

As outlined in Table 1, VideoChat [23] utilizes the Q-Former to map visual representations to Vicuna [8], implementing a two-stage training process. Video-ChatGPT [32] and Valley [29] originate from the LLaVA [26] frame-

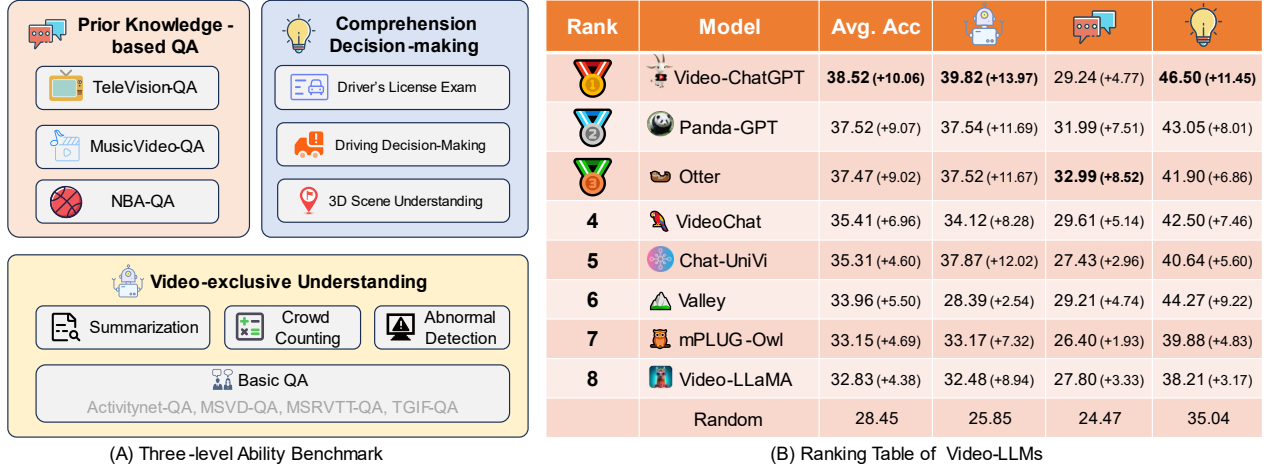


Figure 2. (A) part denotes the three-level evaluation of our *Video-Bench*. (B) part denotes the ranking of existing Video-LLMs. The reported results are accuracy (%) calculated with GPT-3.5. The number in parentheses represents the improvement over random results.

work and introduce average pooling to enhance temporal sequence perception. Otter [21] proposes the MIMIC-IT dataset and fine-tunes Openflamingo [2] on their dataset. PandaGPT [43] employs the ImageBind [10] as its backend for video comprehension. mPLUG-Owl [54] introduces an abstractor module to align image and text. Video-LLaMA [58] incorporates a frame embedding layer and ImageBind to inject temporal and audio information into the LLM backend, while Chat-UniVi [14] merges visual tokens with similar semantic meanings using a clustering strategy. Existing Video-LLMs vary in their training strategies and data scales, with only a subset addressing challenges related to temporal dimensions and audio modalities.

**Video Datasets.** Deep learning for video analysis relies on diverse datasets tailored to specific tasks. A notable task is human action recognition, featuring action classification datasets such as UCF-101 [42], HMDB51 [17], and Kinetics [15], and action localization datasets like AVA [11] and Fineaction [27]. Tasks involving anomaly detection in surveillance videos are addressed by datasets like UCSD-anomaly [33] and UCF-crime [44]. Object identification and tracking in videos encompass multiple object tracking (MOT)[18], video object segmentation (DAVIS)[36], and video instance segmentation (Youtube-VIS) [53]. For multimodal tasks, video captioning datasets such as MSVD [5], MSRVT [51], and Activitynet [4] exist, along with their corresponding QA datasets [50, 50, 55]. Scenario-specific datasets like MovieQA [45] and TVQA [19] also contribute to the diversity of available datasets. However, these datasets often focus on specific tasks and lack the complexity needed to measure the comprehensive abilities of Video-LLMs effectively.

**Vision Language Evaluation Benchmarks.** To evaluate the capabilities of LLMs, various benchmarks have been

introduced, including AI2 Reasoning [9], HellaSwag [57], MMLU [12], and TruthfulQA [25]. These benchmarks assess reasoning, scientific knowledge, fact retention, and the ability to generate misinformation. In the realm of multimodal LLMs, corresponding benchmarks have also emerged. MMBench [28] constructs a broad spectrum of evaluation for Vision-LLMs, and converts free-form predictions into pre-defined choices, enhancing the robustness of the evaluation process. SEED-Bench [20] introduces a series of temporal understanding tasks and establishes an automatic filtering and manual verification pipeline to ensure the quality and relevance of the evaluations. LVLM-eHub [52] presents an online arena platform for user-level evaluation, providing a more realistic assessment of model performance in real-world applications. EL-EVATER [22] focuses on evaluating the transferability of language-augmented visual models across multiple tasks. However, the aforementioned vision-language benchmarks are not tailored specifically for videos. Drawing inspiration from HELM [24], we introduce *Video-Bench*, specifically designed to measure human-like abilities of Video-LLMs across various capabilities and scenarios.

### 3. Video-Bench

In Fig.2, we show the overall structure of *Video-Bench* and the corresponding average results for existing Video-LLMs.

#### 3.1. Video-exclusive Summarization

As illustrated in Fig. 3 (A), we aim to measure the capacity of Video-LLMs to comprehend and summarize information from video itself, encompassing objects, actions, attributes, and their temporal connections. These tasks are video-exclusive, requiring no external prior knowledge or complex logic inference.

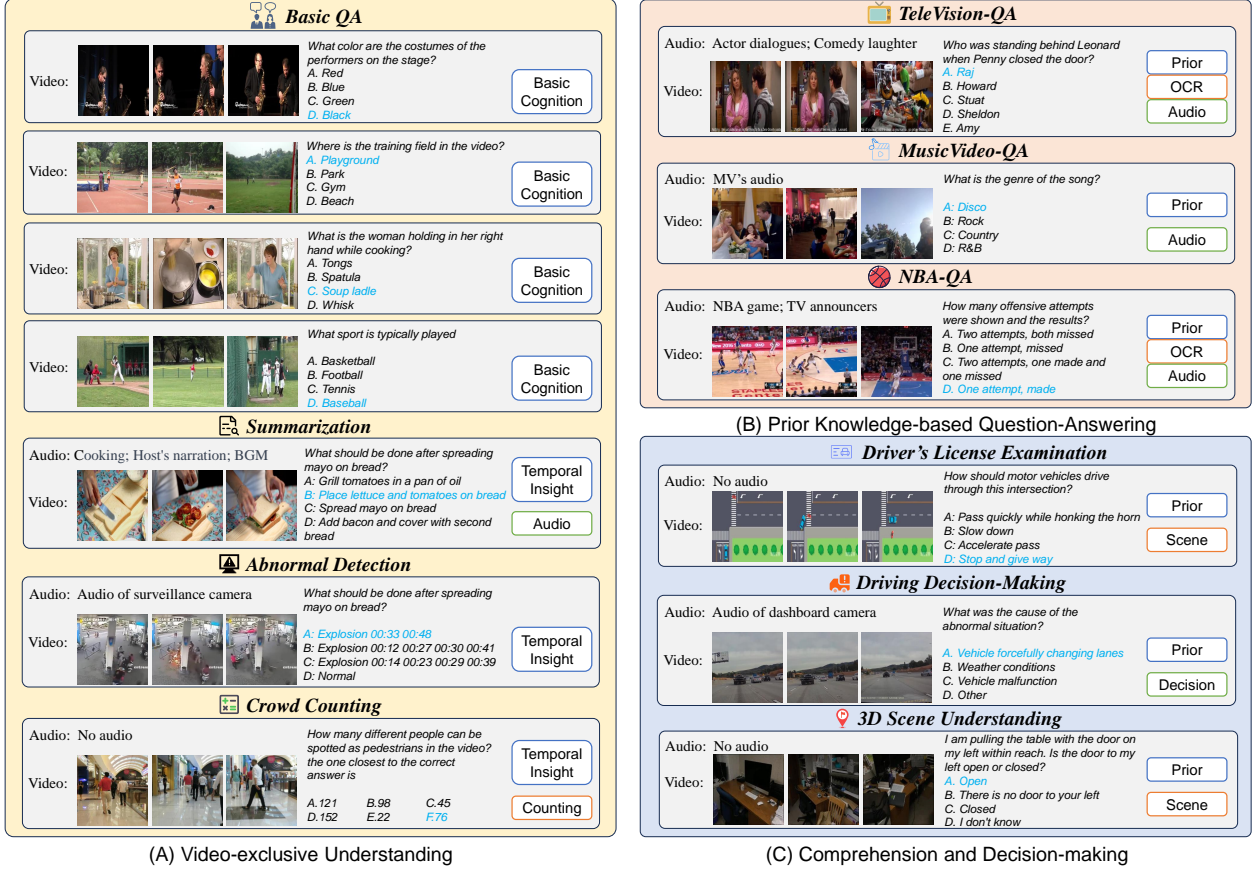


Figure 3. The detailed illustration of samples from each task and the corresponding ability required.

**Basic Understanding.** This task primarily evaluates the basic video recognition ability, such as responding to queries related to human actions in Activitynet-QA [55], providing answers related to objects, attributes, and actions corresponding to videos in MSVD-QA [50] and MSRVT-QA [50], and comprehending GIFs in TGIF-QA [13].

**Summarization.** This task assesses the summarization ability of Video-LLMs when dealing with longer videos. Using the YouCook2 dataset [59] with rich annotations and extended video duration, we generate a series of QA pairs to evaluate whether the model can comprehend cooking information presented in the videos and audios, and then provide accurate feedback about the correct procedure.

**Abnormal Detection.** This task evaluates the ability to review videos and identify anomalies. Leveraging the UCF-Crime dataset [44], a collection of surveillance videos annotated with the type and timestamp of anomalies, we construct questions to assess the temporal comprehensive ability of Video-LLMs.

**Crowd Counting.** This task primarily evaluates the ability to localize and count dense objects. Utilizing the MOT

dataset [18], which annotates all pedestrians, vehicles, and other targets in street or mall images, we test whether Video-LLMs can identify different pedestrians in different frames and provide the correct number of people.

### 3.2. Prior Knowledge-based Question-answering

ChatGPT and LLaMA exhibit strong capability in answering questions and giving suggestions across various domains due to the extensive prior knowledge acquired during pre-training. This prompts us to investigate whether Video-LLMs possess similar abilities. As depicted in Fig. 3 (B), our goal is to assess the capability of Video-LLMs in addressing questions that require prior knowledge, akin to human beings. Examples include identifying actors in a movie or discerning the music style of a particular song.

**TV-QA.** Television programs, as prevalent sources of entertainment videos, integrate multiple modalities, including video, audio, and subtitles, to convey information. Utilizing the TVQA dataset [19], we transform image formats into videos, and incorporate audio and subtitles. This dataset allows us to evaluate the ability of Video-LLMs to integrate prior knowledge and information from video, audio,



and text to answer questions related to TV content.

**MV-QA.** Music videos, characterized by the synchronization of visual elements with music, pose a unique challenge due to their reliance on prior knowledge. Answering questions about these videos requires familiarity with the song, recognition of artists, and potentially basic music theory. In the absence of relevant existing datasets, we search for top music videos on YouTube and construct corresponding QA pairs based on authoritative wiki sources. This task assesses the ability of Video-LLMs to understand the song associated with the music video and provide answers regarding performers, background information, and relevant music theory knowledge.

**NBA-QA.** Understanding competitive sports videos also demands relevant prior knowledge. Viewers must possess knowledge of the corresponding rules and engage in long-term observation to identify competing teams, players, technical actions, scores, or fouls within the video. We select top NBA plays from YouTube and manually annotate teams, players, and technical actions in each game, transforming them into question-answer pairs. These videos and questions serve as input to the model, expecting it to respond based on relevant prior knowledge.

### 3.3. Comprehension and Decision-making

Humans possess the innate ability to comprehend complex scenarios and make informed decisions and judgments. As shown in Fig. 3 (C), to assess a similar capability in Video-LLMs, we propose evaluations in the realms of 3D scene understanding and autonomous-driving related tasks.

**3D Scene Comprehension.** Indoor scene comprehension and navigation hold significant practical implications. The complexity arises from the necessity for extensive knowledge-intensive reasoning to understand different situations (scenes and locations). The SQA3D dataset [31] is introduced to evaluate the 3D scene comprehension of Video-LLMs within the video modality. The models are tasked with understanding their environment and engaging in perception, reasoning, and action to accomplish the task.

**Driver’s License Examination.** Video-based questions in driver’s license examinations assess the ability of candidates to interpret simple animations depicting motor vehicle and driver status, requiring judgments of potential anomalies. In this task, we challenge Video-LLMs to comprehend scenarios and answer exam questions.

**Driving Decision-Making.** Making decisions for real-world driving scenarios is a more intricate task that demands a higher level of scene understanding and decision-making ability. For this task, we compile a diverse collection of YouTube driving videos depicting complex traffic situations and accidents. We conduct manual annotations for scene analysis and accident causes. Our expectation is



Figure 4. The detailed amount of QA pairs of different tasks.

that the model can effectively comprehend the origins of these complex traffic situations or accidents and make correct decisions to prevent their occurrence.

### 3.4. Automatic Evaluation Toolkit

LLMs are known for generating long-form text responses, often without adhering to a fixed format, making it challenging to quantify the correctness of their answers. To address this, we propose an automatic evaluation toolkit to systematically assess the performance of Video-LLMs. Our toolkit provides three metrics to map the output of Video-LLMs to pre-defined answer choices and subsequently calculating the final scores. The first one is Probability [12], a logits-based metric to acquire the probability of the next token following the prompt and treat the highest probability option as the prediction:

$$\text{Choice} = \arg \max_{i \in \{A, B, C, D, \dots\}} P(\text{Token}_i | \text{Prompt}). \quad (1)$$

The other two metrics are sentence-based, leveraging the natural language understanding capabilities of LLMs to obtain options. T5-based [39] one calculates the textual similarities of generated sequences and options. GPT-3.5-based [35] transforms the sequences to a fixed format with prompt ‘Please output your responses in the form of a dictionary “maximum probability”: “xxx”, where xxx is A or B or C or ...’. All the above metrics can be implemented automatically with our toolkit, and users can analysis the ability of video-LLMs to comprehend video content and provide accurate responses to questions faithfully.

Table 2. Experiment results of tested Video-LLMs on various tasks. ‘\*’ denotes the QA-pairs are re-constructed or annotated by *Video-Bench*. ‘†’ denotes the tasks with fewer videos and multiplying the weight by 0.5 when calculating the final result. For each task, **blue** and **green** mark the **first** and **second** place respectively. All the reported results are accuracy (%) calculated with GPT-3.5-based [35] metric. The “Video-” and “Chat-” are abbreviated to “V-” and “C-”.

(A) Video-Exclusive Understanding										
Task	Dataset	Random	V-Chat	V-ChatGPT	Otter	PandaGPT	Valley	mPLUG	V-LLaMA	C-UniVi
Basic QA	Activitynet-QA	34.58	44.55	46.60	44.30	44.96	38.10	41.47	39.85	<b>49.00</b>
	MSVD-QA*	26.22	42.15	<b>57.50</b>	54.95	50.43	32.03	42.45	41.15	48.60
	MSRVTT-QA*	26.50	37.40	46.30	<b>46.95</b>	44.60	28.03	36.30	34.05	41.65
	TGIF-QA	22.37	33.74	35.59	34.27	29.66	31.41	31.66	31.28	<b>41.30</b>
Summarization	YouCook2*	25.00	27.66	<b>34.80</b>	32.65	33.02	29.05	27.05	28.90	29.00
Abnormal Detection	UCF-Cirne*	25.00	22.41	24.13	22.41	<b>33.01</b>	20.34	22.76	27.59	28.27
Crowd Counting	MOT*†	16.67	<b>27.78</b>	<b>27.78</b>	16.67	16.67	11.11	<b>27.78</b>	16.67	16.67
Average Score		25.85	34.12	<b>39.82</b>	37.52	37.54	28.39	33.17	32.48	37.87
(B) Prior Knowledge-based Question-Answering										
Task	Dataset	Random	V-Chat	V-ChatGPT	Otter	PandaGPT	Valley	mPLUG	V-LLaMA	C-UniVi
Prior Knowledge	TV-QA*	20.00	26.15	<b>28.76</b>	27.65	27.85	23.70	23.95	24.75	23.05
	MV-QA*	26.15	34.11	36.52	<b>37.06</b>	<b>37.06</b>	32.59	30.17	32.41	33.57
	NBA-QA*	27.26	28.57	22.45	<b>34.26</b>	31.05	31.34	25.07	26.24	25.66
Average Score		24.47	29.61	29.24	<b>32.99</b>	31.99	29.21	26.40	27.80	27.43
(C) Comprehension and Decision-Making										
Task	Dataset	Random	V-Chat	V-ChatGPT	Otter	PandaGPT	Valley	mPLUG	V-LLaMA	C-UniVi
Driving	License Exam*†	36.81	38.89	41.67	<b>52.78</b>	41.67	41.67	33.34	30.56	38.89
	Decision-Making*	44.21	55.38	<b>58.21</b>	48.72	56.03	56.54	51.03	49.10	53.08
3D Scene	SQA3D*	25.00	31.42	<b>37.20</b>	29.65	30.76	33.30	32.00	31.15	29.07
Average Score		35.04	42.50	<b>46.50</b>	41.90	43.05	44.27	39.88	38.21	40.64
(D) Final Result										
		Random	V-Chat	V-ChatGPT	Otter	PandaGPT	Valley	mPLUG	V-LLaMA	C-UniVi
Average Score		28.45	35.41	<b>38.52</b>	37.47	37.52	33.96	33.15	32.83	35.31

## 4. Experiment and Result

**Implementation details.** The detailed statistics of *Video-Bench* are listed in Fig. 4. To mitigate the impact of randomness, we multiply an additional weight of 0.5 for tasks with a smaller quantity of questions during the computation of the final average score. To ensure a fair comparison, we utilize the 7B LLM backend versions for all tested Video-LLMs during the inference process, thereby mitigating language ability discrepancy stemming from different model sizes. The GPT-based metric are employed in the reported results by default, and the API version is set to *gpt-3.5-turbo-0613* in the automatic evaluation toolkit.

**Results on Video-exclusive Understanding.** To evaluate the video-exclusive understanding ability, we validate Video-LLMs on the traditional basic QA tasks, summariza-

tion, abnormal detection and crowd counting tasks, as reported in Table. 2 (A). We have three observations. (i) Most Video-LLMs perform well on the four traditional QA datasets due to the simplicity of their questions, especially the Video-ChatGPT [32] and Otter [21] with massive video instruction data, and the PandaGPT [43] with a well-pretrained video encoder from ImageBind [10], which suggests extending the video data scale could be effective. (ii) Existing Video-LLMs are not temporal-sensitive. They cannot effectively summarize the order of each operation in YouCook2, and cannot respond effectively on the timestamp-related problems in UCF-Crime. (iii) These methods almost fail in the crowd counting task. These failure may come from the weak ability of precise locating and the temporal association.

**Results on Prior Knowledge-based QA.** Compared to

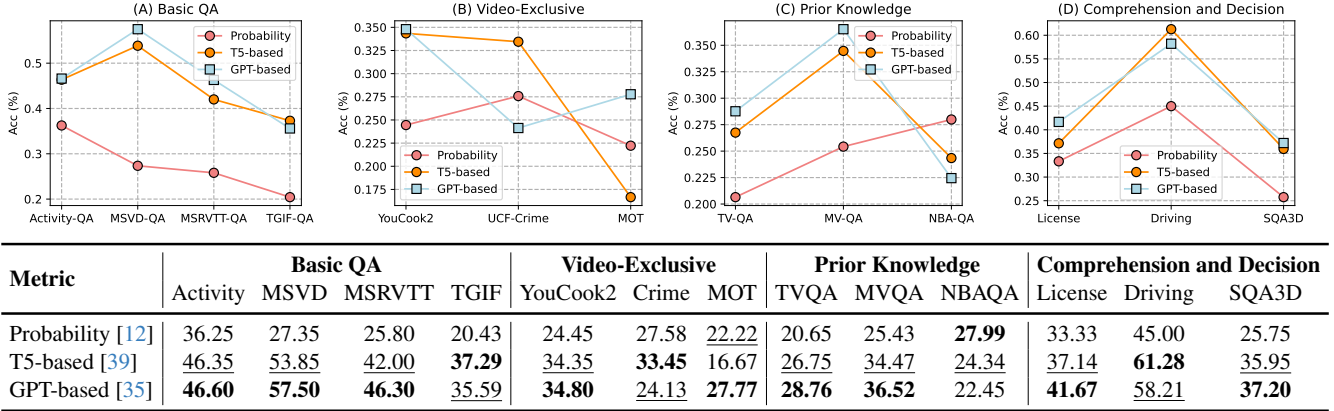


Figure 5. Comparison results of different metrics of Video-ChatGPT [32] on all datasets.

enormous training data of LLMs, existing Video-LLMs are trained with limited instruction tuning data as Table. 1, resulting in the poor ability to recognize objects and information in specific domains. As shown in Table. 2 (B), we can have two observations. (i) Existing methods lack visual prior knowledge, which means they struggle to establish effective connection between the video and knowledge. For example, in NBA-QA task, even the players and technical actions are stored in the LLM backend, they cannot answer the questions when watching videos. Otter [21], which has the most instruction tuning data, achieves the best performance in this project, indicating that some prior knowledge is indeed contained in MIMIC-IT. (ii) Their poor performance on MV-QA indicates that they have limited audio understanding ability, since only some of the Video-LLMs possess audio modules. PandaGPT [43] with the audio module of ImageBind shows the consistent results with the champion Otter [21] in MV-QA, proving that adding an audio encoder might improve this problem. In conclusion, existing Video-LLMs are requiring abundant prior knowledge pre-training for general domains on different modalities.

**Results on Comprehension and Decision-making.** The performance of existing Video-LLMs on 3D scene understanding and driving decision-making tasks is shown in Table. 2 (C). In these tasks, Video-ChatGPT [32] continues to perform the best, thanks to its robust video instruction tuning. The followings are the Valley [29], which also possess powerful multi-modal understanding ability from vast instruct-tuning videos. To enhance the comprehensive and decision-making abilities, we suggest that future Video-LLMs must be trained with more prior knowledge and larger-scale data to cover more diverse domains. Besides, adopting Reinforcement Learning from Human Feedback (RLHF) and larger model capability is also important for generalization and specific applications.

**Results on Different Metrics.** Our *Video-Bench* consists

of a series of multiple-choice questions. Compared to open-ended questions, this test is relatively straightforward. However, due to the uncertainty and free form of LLM outputs, there is still room for designing more robust metrics. We evaluate the results of the best tested model, comparing the results with Probability [12], T5-based and the GPT-based metrics, as shown in the Fig. 5. It can be seen that the result of Probability is overall low, because the output of Video-LLMs cannot effectively give a clear choice answer and the probability-based mapping may not faithfully reflect the correctness. Therefore, we recommend adopting GPT as the metric, especially considering the Video-LLMs with fewer LLM parameters and unstable outputs.

## 5. Visualization and Multi-Dimension Analysis

**Visualization.** Fig. 6 illustrates a set of typical responses from tested Video-LLMs. It can be observed that only Video-ChatGPT [32] provides the correct response, while other models engage in discussions related to the video but fail to make the correct judgment after a lengthy discourse. This highlights the issue that the models struggle with questions with even the most fundamental prior knowledge. This situation reflects the current state of Video-LLMs, which can generate responses related to videos while lacking trustful reference value. Therefore, we can conclude that current Video-LLMs are limited to generating human-like text while lacking the desired intelligence.

**Multi-dimension Analysis.** In Fig. 7, a comparative analysis of Video-LLMs with different modules is presented. We can conclude that with the current data and training setting, Video-LLMs lack tailored focus on the three-level ability of video comprehension. And the empirically proposed modules have not yielded significant improvements.

We also analysis the impact of different data sizes in pre-training or instruction tuning process, as shown in Fig. 8. It can be observed that pre-training datasize may not nec-

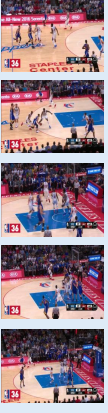
	<b>How many offensive attempts were shown in the highlights and what were the results? A. One attempt, made B. Two attempts, both missed C. One attempt, missed D. Two attempts, one made and one missed. Among the four options A, B, C, D above, the one closest to the correct answer is:</b>	
	<b>Video-Chat:</b> The video shows multiple offensive attempts in the game, including a made basket and a missed shot. However, there is no direct mention of the number of offensive attempts in the highlights, as the focus is on the basketball action. Based on the given information, the correct answer is B: Two attempts, both missed.	✗
	<b>Video-ChatGPT:</b> One attempt, made.	✓
	<b>Valley:</b> The correct answer is: One attempt was shown in the highlights, and it was missed.	✗
	<b>Otter:</b> One attempt was shown being made, but the outcome of that attempt is not mentioned in the given information.	✗
	<b>Panda-GPT:</b> The correct answer is none of the options above. The image shows a basketball game in progress, but it does not provide any information about the number of offensive attempts shown in highlights and their results.	✗
	<b>mPLUG-Owl:</b> D - Two attempts, one made and one missed. The highlights show two attempts, one missed and one made. The correct answer is D.	✗
	<b>Video-LLaMA:</b> C. One attempt, missed. The highlights showed a basketball player throwing an offensive foul and missing the ball. However, it was not clear if he made multiple attempts.	✗
	<b>Chat-UniVi:</b> D. Two attempts, one made and one missed.	✗

Figure 6. The illustrative sample of the generated responses from different Video-LLMs.

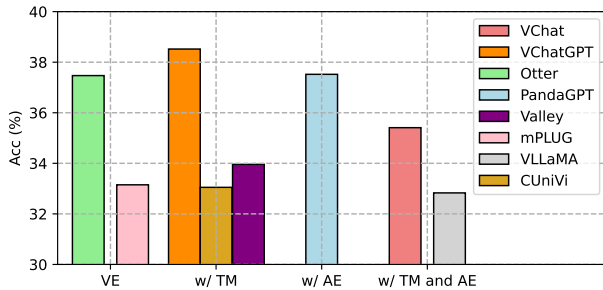


Figure 7. The impact of different module configuration. The w/ TM, w/ AE, and w/ TM and AE means the model contains Temporal Module (TM) or Audio Encoder (AE) or both of them.

essarily play a decisive role, as the top-3 models, Video-ChatGPT [32], PandaGPT [43] and Otter [21], have no extra pretraining process. We suppose that the video encoders have received adequate training in multimodal pre-training. In contrary, the influence of the instruction tuning datasize is notably evident, showing two trends: (i) The models trained on videos demonstrate overall better performance compared to those trained on images. This substantiates that native video data facilitates enhanced comprehension of video information by Video-LLMs. (ii) Model performance is positively correlated with the amount of video instruction tuning data. Video-ChatGPT [32] and Otter [21] trained on large-scale video instruction tuning datasets are significantly better than other models.

## 6. Discussion and Conclusion

According to the above experimental results, we can conclude that the existing models are far from the truly intelligent Video-LLM that can fully understand the visual and audio content in videos, and help people precisely summarize videos, explain details with priority knowledge or help

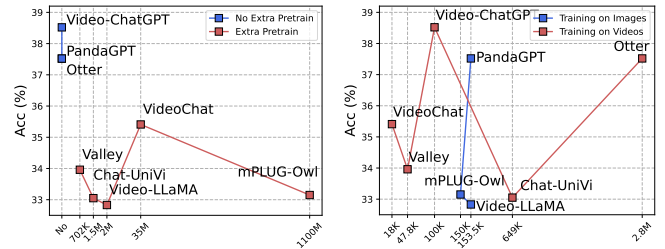


Figure 8. Impact of different datatypes of pretrain data (left) or instruction tuning data (right).

providing global perception and making decisions. We believe there are primarily three improvement directions.

**Vision Encoder with Temporal Awareness.** Existing methods process videos as frame clips, potentially missing crucial temporal information. Ideal Video-LLMs should understand the temporal sequence, possibly by selectively choosing keyframes or sampling frames to traverse the content efficiently.

**Domain-Specific Prior Knowledge Pre-training.** Lack of visual prior knowledge hinders accurate video comprehension. Incorporating domain-specific prior knowledge through pre-training can enhance domain expertise.

**Long Video Understanding.** One key differentiation point of Video-LLMs when compared to Image-LLMs should be the capability of processing long videos, which is highly neglected by existing research. Due to the memory and computation constraint, how to efficiently compress the past frames and design an effective memory mechanism is super crucial.

Simultaneously, we also require more robust and effective evaluation metrics that can measure the long-text response of Video-LLMs. The utilization of GPT or similar LLMs in this process could be highly beneficial.



## References

- [1] Jean-Baptiste Alayrac, Jeff Donahue, Pauline Luc, Antoine Miech, Iain Barr, Yana Hasson, Karel Lenc, Arthur Mensch, Katherine Millican, Malcolm Reynolds, et al. Flamingo: a visual language model for few-shot learning. *Advances in Neural Information Processing Systems*, 35:23716–23736, 2022. [2](#)
- [2] Anas Awadalla, Irena Gao, Josh Gardner, Jack Hessel, Yusuf Hanafy, Wanrong Zhu, Kalyani Marathe, Yonatan Bitton, Samir Gadre, Shiori Sagawa, Jenia Jitsev, Simon Kornblith, Pang Wei Koh, Gabriel Ilharco, Mitchell Wortsman, and Ludwig Schmidt. Openflamingo: An open-source framework for training large autoregressive vision-language models. *arXiv preprint arXiv:2308.01390*, 2023. [2](#), [3](#)
- [3] Tom Brown, Benjamin Mann, Nick Ryder, Melanie Subbiah, Jared D Kaplan, Prafulla Dhariwal, Arvind Neelakantan, Pranav Shyam, Girish Sastry, Amanda Askell, et al. Language models are few-shot learners. *Advances in neural information processing systems*, 33:1877–1901, 2020. [1](#)
- [4] Fabian Caba Heilbron, Victor Escorcia, Bernard Ghanem, and Juan Carlos Niebles. Activitynet: A large-scale video benchmark for human activity understanding. In *Proceedings of the IEEE conference on computer vision and pattern recognition*, pages 961–970, 2015. [3](#)
- [5] David Chen and William B Dolan. Collecting highly parallel data for paraphrase evaluation. In *Proceedings of the 49th annual meeting of the association for computational linguistics: human language technologies*, pages 190–200, 2011. [3](#)
- [6] Feilong Chen, Minglun Han, Haozhi Zhao, Qingyang Zhang, Jing Shi, Shuang Xu, and Bo Xu. X-llm: Bootstrapping advanced large language models by treating multi-modalities as foreign languages. *arXiv preprint arXiv:2305.04160*, 2023. [1](#)
- [7] Xinlei Chen, Hao Fang, Tsung-Yi Lin, Ramakrishna Vedantam, Saurabh Gupta, Piotr Dollár, and C Lawrence Zitnick. Microsoft coco captions: Data collection and evaluation server. *arXiv preprint arXiv:1504.00325*, 2015. [2](#)
- [8] Wei-Lin Chiang, Zhuohan Li, Zi Lin, Ying Sheng, Zhanghao Wu, Hao Zhang, Lianmin Zheng, Siyuan Zhuang, Yonghao Zhuang, Joseph E Gonzalez, et al. Vicuna: An open-source chatbot impressing gpt-4 with 90%\* chatgpt quality. See <https://vicuna.lmsys.org> (accessed 14 April 2023), 2023. [2](#)
- [9] Peter Clark, Isaac Cowhey, Oren Etzioni, Tushar Khot, Ashish Sabharwal, Carissa Schoenick, and Oyvind Tafjord. Think you have solved question answering? try arc, the ai2 reasoning challenge. *arXiv preprint arXiv:1803.05457*, 2018. [1](#), [3](#)
- [10] Rohit Girdhar, Alaaeldin El-Nouby, Zhuang Liu, Mannat Singh, Kalyan Vasudev Alwala, Armand Joulin, and Ishan Misra. Imagebind: One embedding space to bind them all. In *Proceedings of the IEEE/CVF Conference on Computer Vision and Pattern Recognition*, pages 15180–15190, 2023. [3](#), [6](#)
- [11] Chunhui Gu, Chen Sun, David A Ross, Carl Vondrick, Caroline Pantofaru, Yeqing Li, Sudheendra Vijayanarasimhan, George Toderici, Susanna Ricco, Rahul Sukthankar, et al. Ava: A video dataset of spatio-temporally localized atomic visual actions. In *Proceedings of the IEEE conference on computer vision and pattern recognition*, pages 6047–6056, 2018. [3](#)
- [12] Dan Hendrycks, Collin Burns, Steven Basart, Andy Zou, Mantas Mazeika, Dawn Song, and Jacob Steinhardt. Measuring massive multitask language understanding. *arXiv preprint arXiv:2009.03300*, 2020. [1](#), [2](#), [3](#), [5](#), [7](#)
- [13] Yunseok Jang, Yale Song, Youngjae Yu, Youngjin Kim, and Gunhee Kim. Tgif-qa: Toward spatio-temporal reasoning in visual question answering. In *Proceedings of the IEEE conference on computer vision and pattern recognition*, pages 2758–2766, 2017. [2](#), [4](#)
- [14] Peng Jin, Ryuichi Takanobu, Caiwan Zhang, Xiaochun Cao, and Li Yuan. Chat-univi: Unified visual representation empowers large language models with image and video understanding. *arXiv preprint arXiv:2311.08046*, 2023. [2](#), [3](#)
- [15] Will Kay, Joao Carreira, Karen Simonyan, Brian Zhang, Chloe Hillier, Sudheendra Vijayanarasimhan, Fabio Viola, Tim Green, Trevor Back, Paul Natsev, et al. The kinetics human action video dataset. *arXiv preprint arXiv:1705.06950*, 2017. [3](#)
- [16] Ranjay Krishna, Yuke Zhu, Oliver Groth, Justin Johnson, Kenji Hata, Joshua Kravitz, Stephanie Chen, Yannis Kalantidis, Li-Jia Li, David A Shamma, et al. Visual genome: Connecting language and vision using crowdsourced dense image annotations. *International journal of computer vision*, 123:32–73, 2017. [2](#)
- [17] Hildegard Kuehne, Hueihan Jhuang, Estíbaliz Garrote, Tomaso Poggio, and Thomas Serre. Hmdb: a large video database for human motion recognition. In *2011 International conference on computer vision*, pages 2556–2563. IEEE, 2011. [3](#)
- [18] Laura Leal-Taixé, Anton Milan, Ian Reid, Stefan Roth, and Konrad Schindler. Motchallenge 2015: Towards a benchmark for multi-target tracking. *arXiv preprint arXiv:1504.01942*, 2015. [2](#), [3](#), [4](#)
- [19] Jie Lei, Licheng Yu, Mohit Bansal, and Tamara L Berg. Tvqa: Localized, compositional video question answering. *arXiv preprint arXiv:1809.01696*, 2018. [2](#), [3](#), [4](#)
- [20] Bohao Li, Rui Wang, Guangzhi Wang, Yuying Ge, Yixiao Ge, and Ying Shan. Seed-bench: Benchmarking multimodal llms with generative comprehension. *arXiv preprint arXiv:2307.16125*, 2023. [1](#), [3](#)
- [21] Bo Li, Yuanhan Zhang, Liangyu Chen, Jinghao Wang, Jingkang Yang, and Ziwei Liu. Otter: A multi-modal model with in-context instruction tuning. *arXiv preprint arXiv:2305.03726*, 2023. [1](#), [2](#), [3](#), [6](#), [7](#), [8](#)
- [22] Chunyuan Li, Haotian Liu, Liunian Li, Pengchuan Zhang, Jyoti Aneja, Jianwei Yang, Ping Jin, Houdong Hu, Zicheng Liu, Yong Jae Lee, et al. Elevater: A benchmark and toolkit for evaluating language-augmented visual models. *Advances in Neural Information Processing Systems*, 35:9287–9301, 2022. [3](#)
- [23] KunChang Li, Yinan He, Yi Wang, Yizhuo Li, Wenhai Wang, Ping Luo, Yali Wang, Limin Wang, and Yu Qiao.

- Videochat: Chat-centric video understanding. *arXiv preprint arXiv:2305.06355*, 2023. 1, 2
- [24] Percy Liang, Rishi Bommasani, Tony Lee, Dimitris Tsipras, Dilara Soylu, Michihiro Yasunaga, Yian Zhang, Deepak Narayanan, Yuhuai Wu, Ananya Kumar, et al. Holistic evaluation of language models. *arXiv preprint arXiv:2211.09110*, 2022. 3
- [25] Stephanie Lin, Jacob Hilton, and Owain Evans. Truthfulqa: Measuring how models mimic human falsehoods. *arXiv preprint arXiv:2109.07958*, 2021. 1, 3
- [26] Haotian Liu, Chunyuan Li, Qingyang Wu, and Yong Jae Lee. Visual instruction tuning. *arXiv preprint arXiv:2304.08485*, 2023. 2
- [27] Yi Liu, Limin Wang, Yali Wang, Xiao Ma, and Yu Qiao. Fineaction: A fine-grained video dataset for temporal action localization. *IEEE Transactions on Image Processing*, 31: 6937–6950, 2022. 3
- [28] Yuan Liu, Haodong Duan, Yuanhan Zhang, Bo Li, Songyang Zhang, Wangbo Zhao, Yike Yuan, Jiaqi Wang, Conghui He, Ziwei Liu, et al. Mmbench: Is your multi-modal model an all-around player? *arXiv preprint arXiv:2307.06281*, 2023. 1, 3
- [29] Ruipu Luo, Ziwang Zhao, Min Yang, Junwei Dong, Minghui Qiu, Pengcheng Lu, Tao Wang, and Zhongyu Wei. Valley: Video assistant with large language model enhanced ability. *arXiv preprint arXiv:2306.07207*, 2023. 1, 2, 7
- [30] Chenyang Lyu, Minghao Wu, Longyue Wang, Xinting Huang, Bingshuai Liu, Zefeng Du, Shuming Shi, and Zhaopeng Tu. Macaw-llm: Multi-modal language modeling with image, audio, video, and text integration. *arXiv preprint arXiv:2306.09093*, 2023. 1
- [31] Xiaojian Ma, Silong Yong, Zilong Zheng, Qing Li, Yitao Liang, Song-Chun Zhu, and Siyuan Huang. Sqa3d: Situated question answering in 3d scenes. In *The Eleventh International Conference on Learning Representations*, 2022. 2, 5
- [32] Muhammad Maaz, Hanoona Rasheed, Salman Khan, and Fahad Shahbaz Khan. Video-chatgpt: Towards detailed video understanding via large vision and language models. *arXiv preprint arXiv:2306.05424*, 2023. 1, 2, 6, 7, 8
- [33] Vijay Mahadevan, Weixin Li, Viral Bhalodia, and Nuno Vasconcelos. Anomaly detection in crowded scenes. In *2010 IEEE computer society conference on computer vision and pattern recognition*, pages 1975–1981. IEEE, 2010. 3
- [34] Vicente Ordonez, Girish Kulkarni, and Tamara Berg. Im2text: Describing images using 1 million captioned photographs. *Advances in neural information processing systems*, 24, 2011. 2
- [35] Long Ouyang, Jeffrey Wu, Xu Jiang, Diogo Almeida, Carroll Wainwright, Pamela Mishkin, Chong Zhang, Sandhini Agarwal, Katarina Slama, Alex Ray, et al. Training language models to follow instructions with human feedback. *Advances in Neural Information Processing Systems*, 35: 27730–27744, 2022. 1, 2, 5, 6, 7
- [36] Federico Perazzi, Jordi Pont-Tuset, Brian McWilliams, Luc Van Gool, Markus Gross, and Alexander Sorkine-Hornung. A benchmark dataset and evaluation methodology for video object segmentation. In *Proceedings of the IEEE conference on computer vision and pattern recognition*, pages 724–732, 2016. 3
- [37] Alec Radford, Karthik Narasimhan, Tim Salimans, Ilya Sutskever, et al. Improving language understanding by generative pre-training. 2018. 1
- [38] Alec Radford, Jeffrey Wu, Rewon Child, David Luan, Dario Amodei, Ilya Sutskever, et al. Language models are unsupervised multitask learners. *OpenAI blog*, 1(8):9, 2019. 1
- [39] Colin Raffel, Noam Shazeer, Adam Roberts, Katherine Lee, Sharan Narang, Michael Matena, Yanqi Zhou, Wei Li, and Peter J Liu. Exploring the limits of transfer learning with a unified text-to-text transformer. *The Journal of Machine Learning Research*, 21(1):5485–5551, 2020. 2, 5, 7
- [40] Christoph Schuhmann, Richard Vencu, Romain Beaumont, Robert Kaczmarczyk, Clayton Mullis, Aarush Katta, Theo Coombes, Jenia Jitsev, and Aran Komatsuzaki. Laion-400m: Open dataset of clip-filtered 400 million image-text pairs. *arXiv preprint arXiv:2111.02114*, 2021. 2
- [41] Piyush Sharma, Nan Ding, Sebastian Goodman, and Radu Soricut. Conceptual captions: A cleaned, hypernymed, image alt-text dataset for automatic image captioning. In *Proceedings of the 56th Annual Meeting of the Association for Computational Linguistics (Volume 1: Long Papers)*, pages 2556–2565, 2018. 2
- [42] Khurram Soomro, Amir Roshan Zamir, and Mubarak Shah. Ucf101: A dataset of 101 human actions classes from videos in the wild. *arXiv preprint arXiv:1212.0402*, 2012. 3
- [43] Yixuan Su, Tian Lan, Huayang Li, Jialu Xu, Yan Wang, and Deng Cai. Pandagpt: One model to instruction-follow them all. *arXiv preprint arXiv:2305.16355*, 2023. 1, 2, 3, 6, 7, 8
- [44] Waqas Sultani, Chen Chen, and Mubarak Shah. Real-world anomaly detection in surveillance videos. In *Proceedings of the IEEE conference on computer vision and pattern recognition*, pages 6479–6488, 2018. 2, 3, 4
- [45] Makarand Tapaswi, Yukun Zhu, Rainer Stiefelhausen, Antonio Torralba, Raquel Urtasun, and Sanja Fidler. Movieqa: Understanding stories in movies through question-answering. In *Proceedings of the IEEE conference on computer vision and pattern recognition*, pages 4631–4640, 2016. 3
- [46] Hugo Touvron, Thibaut Lavril, Gautier Izacard, Xavier Martinet, Marie-Anne Lachaux, Timothée Lacroix, Baptiste Rozière, Naman Goyal, Eric Hambro, Faisal Azhar, et al. Llama: Open and efficient foundation language models. *arXiv preprint arXiv:2302.13971*, 2023. 1, 2
- [47] Hugo Touvron, Louis Martin, Kevin Stone, Peter Albert, Amjad Almahairi, Yasmine Babaei, Nikolay Bashlykov, Soumya Batra, Prajjwal Bhargava, Shruti Bhosale, et al. Llama 2: Open foundation and fine-tuned chat models. *arXiv preprint arXiv:2307.09288*, 2023. 1, 2
- [48] Junke Wang, Dongdong Chen, Zuxuan Wu, Chong Luo, Lu-wei Zhou, Yucheng Zhao, Yujia Xie, Ce Liu, Yu-Gang Jiang, and Lu Yuan. Omnivl: One foundation model for image-language and video-language tasks. In *Thirty-sixth Conference on Neural Information Processing Systems (NeurIPS 2022)*, 2022. 1
- [49] Junke Wang, Dongdong Chen, Chong Luo, Xiyang Dai, Lu Yuan, Zuxuan Wu, and Yu-Gang Jiang. Chatvideo: A

- tracklet-centric multimodal and versatile video understanding system. *arXiv preprint arXiv:2304.14407*, 2023. [1](#)
- [50] Dejing Xu, Zhou Zhao, Jun Xiao, Fei Wu, Hanwang Zhang, Xiangnan He, and Yueting Zhuang. Video question answering via gradually refined attention over appearance and motion. In *Proceedings of the 25th ACM international conference on Multimedia*, pages 1645–1653, 2017. [2](#), [3](#), [4](#)
  - [51] Jun Xu, Tao Mei, Ting Yao, and Yong Rui. Msr-vtt: A large video description dataset for bridging video and language. In *Proceedings of the IEEE conference on computer vision and pattern recognition*, pages 5288–5296, 2016. [3](#)
  - [52] Peng Xu, Wenqi Shao, Kaipeng Zhang, Peng Gao, Shuo Liu, Meng Lei, Fanqing Meng, Siyuan Huang, Yu Qiao, and Ping Luo. Lvlm-ehub: A comprehensive evaluation benchmark for large vision-language models. *arXiv preprint arXiv:2306.09265*, 2023. [1](#), [3](#)
  - [53] Linjie Yang, Yuchen Fan, and Ning Xu. Video instance segmentation. In *Proceedings of the IEEE/CVF International Conference on Computer Vision*, pages 5188–5197, 2019. [3](#)
  - [54] Qinghao Ye, Haiyang Xu, Guohai Xu, Jiabo Ye, Ming Yan, Yiyang Zhou, Junyang Wang, Anwen Hu, Pengcheng Shi, Yaya Shi, et al. mplug-owl: Modularization empowers large language models with multimodality. *arXiv preprint arXiv:2304.14178*, 2023. [2](#), [3](#)
  - [55] Zhou Yu, Dejing Xu, Jun Yu, Ting Yu, Zhou Zhao, Yueting Zhuang, and Dacheng Tao. Activitynet-qa: A dataset for understanding complex web videos via question answering. In *Proceedings of the AAAI Conference on Artificial Intelligence*, pages 9127–9134, 2019. [2](#), [3](#), [4](#)
  - [56] Lu Yuan, Dongdong Chen, Yi-Ling Chen, Noel Codella, Xiyang Dai, Jianfeng Gao, Houdong Hu, Xuedong Huang, Boxin Li, Chunyuan Li, et al. Florence: A new foundation model for computer vision. *arXiv preprint arXiv:2111.11432*, 2021. [2](#)
  - [57] Rowan Zellers, Ari Holtzman, Yonatan Bisk, Ali Farhadi, and Yejin Choi. Hellaswag: Can a machine really finish your sentence? *arXiv preprint arXiv:1905.07830*, 2019. [1](#), [3](#)
  - [58] Hang Zhang, Xin Li, and Lidong Bing. Video-llama: An instruction-tuned audio-visual language model for video understanding. *arXiv preprint arXiv:2306.02858*, 2023. [2](#), [3](#)
  - [59] Luowei Zhou, Chenliang Xu, and Jason Corso. Towards automatic learning of procedures from web instructional videos. In *Proceedings of the AAAI Conference on Artificial Intelligence*, 2018. [2](#), [4](#)

# Video-Bench: A Comprehensive Benchmark and Toolkit for Evaluating Video-based Large Language Models

## Supplementary Material

### 7. T5 evaluation

In our answer evaluation benchmark project, we explore two approaches: GPT-based metric and T5-based metric. T5-based metric serves as an auxiliary tool in the evaluation process, offering advantages in terms of cost, deployment, and performance. It provides a cost-effective solution by eliminating the need for ChatGPT API usage and allows for offline deployment on personal servers. As shown in Table 3, T5-based results demonstrate comparable performance to GPT-based in answer evaluation tasks, making it a valuable addition to our benchmark project for reliable and efficient assessment.

### 8. Visualization Samples

In this part, we provide more samples of on all datasets concluded in *Video-Bench*, to illustrate the performance and behaviour of the tested Video-LLMs.

#### 8.1. Video-exclusive Understanding

**Activitynet-QA.** The results of the Activitynet-QA is shown in Fig. 9. As mentioned in Sec 4, Video-LLMs perform well on these simple questions. The similar results are shown on the remaining three datasets of *Basic QA*.

**MSVD-QA.** The results of the MSVD-QA is shown in Fig. 10. As part of the *Basic QA*, the performance of Video-LLMs here are overall good.

**MSRVTT-QA.** The results of the MSRVTT-QA is shown in Fig. 11. The results shows a similar trend of the above.

**TGIF-QA.** The results of the TGIF-QA is shown in Fig. 12. Results prove that Video-LLMs can also understand simple GIFs.

**YouCook2.** The results of the YouCook2 is shown in Fig. 13. The poor results show that existing Video-LLMs possess limited temporal awareness, and they are difficult to summarize the sequence of action steps.

**UCF-Crime.** The results of the UCF-Crime is shown in Fig. 14. The poor performance illustrates the existing Video-LLMs lack the ability of temporal perception again.

**MOT.** The results of the MOT is shown in Fig. 15. Existing Video-LLMs are proved to lack the ability to count accurately.

#### 8.2. Prior Knowledge-based Question-Answering

**TV-QA.** The results of the TV-QA is shown in Fig. 16, which demonstrate that existing Video-LLMs can hardly understand TV segments. This could be caused by the lack of prior knowledge and audio or subtitle understanding ability.

**MV-QA.** The results of the MV-QA is shown in Fig. 17. The poor performance may be also caused by the lack of prior knowledge and audio understanding ability.

**NBA-QA.** The results of the NBA-QA is shown in Fig. 18, which illustrates that without vision-language pre-training for specific domains, the Video-LLMs can not connect the knowledge stored in LLM with visual content and response to corresponding questions.

#### 8.3. Comprehension and Decision-Making

**Driver’s License Examination.** The results of the Driver’s License Examination is shown in Fig. 19. The poor performance validates the tested Video-LLMs have limited scene understanding and decision-making ability.

**Driving Decision-Making.** The results of the Driving Decision-Making is shown in Fig. 20, which demonstrates the tested Video-LLMs are difficult to understand the real driving environment.

**SQA3D.** The results of the SQA3D is shown in Fig. 21. The results show that they can only understand the simple environment and cannot understand the complex spatial relationship.



Table 3. **T5-large experiment results of tested video-LLMs on various tasks.** ‘\*’ denotes the QA-pairs are re-constructed or annotated by *Video-Bench*. ‘†’ denotes the tasks with fewer videos and multiplying the weight by 0.5 when calculating the final result. For each task, **blue** and **green** mark the **first** and **second** place respectively. All the reported results are accuracy (%) calculated with GPT-3.5-based [35] metric. The “Video-” and “Chat-” are abbreviated to “V-” and “C-”.

(A) Video-Exclusive Understanding										
Task	Dataset	Random	V-Chat	V-ChatGPT	Otter	PandaGPT	Valley	mPLUG	V-LLaMA	C-UniVi
Basic QA	Activitynet-QA	34.58	46.7	46.35	44.15	46.1	37.65	42.3	44.05	47.95
	MSVD-QA*	26.22	43.25	53.85	53.35	43.65	30.93	42.6	42.7	44.65
	MSRVTT-QA*	26.50	37.0	42.0	42.9	39.4	28.48	34.65	34.75	41.25
	TGIF-QA	22.37	36.02	37.29	35.41	34.17	33.84	32.75	34.27	42.30
Summarization	YouCook2*	25.00	30.0	34.35	30.4	31.3	26.95	27.25	28.4	30.65
Abnormal Detection	UCF-Cirne*	16.67	18.62	33.45	26.21	24.83	13.45	18.62	22.07	30.86
Crowd Counting	MOT*†	16.67	22.22	16.67	27.78	5.56	11.11	11.10	16.67	11.11
Average Score		25.85	34.26	39.33	37.89	34.19	27.21	31.34	33.01	37.42
(B) Prior Knowledge-based Question-Answering										
Task	Dataset	Random	V-Chat	V-ChatGPT	Otter	PandaGPT	Valley	mPLUG	V-LLaMA	C-UniVi
Prior Knowledge	TV-QA*	20.00	28.3	26.75	25.0	27.55	22.15	24.25	25.45	23.05
	MV-QA*	26.15	30.26	34.47	32.41	34.91	27.13	29.01	27.84	33.48
	NBA-QA*	27.26	25.36	24.34	32.51	26.53	25.36	26.82	28.13	24.49
Average Score		24.47	27.97	28.52	29.97	29.66	24.88	26.69	27.14	27.01
(C) Comprehension and Decision-Making										
Task	Dataset	Random	V-Chat	V-ChatGPT	Otter	PandaGPT	Valley	mPLUG	V-LLaMA	C-UniVi
Driving	License Exam*†	36.81	25.0	37.14	55.56	36.11	30.56	36.11	25.0	50.0
	Decision-Making*	44.21	60.77	61.28	47.44	62.18	56.28	53.21	49.49	49.74
3D Scene	SQA3D*	25.00	30.08	35.95	27.45	30.25	35.65	32.35	30.5	27.4
Average Score		35.04	41.34	46.32	41.07	44.19	42.88	41.45	37.00	40.86
(D) Final Result										
Task		Random	V-Chat	V-ChatGPT	Otter	PandaGPT	Valley	mPLUG	V-LLaMA	C-UniVi
Average Score		28.45	34.53	38.06	36.31	36.02	31.66	33.16	32.38	35.10
(E) Comparison Result of GPT-based										
Task		Random	V-Chat	V-ChatGPT	Otter	PandaGPT	Valley	mPLUG	V-LLaMA	C-UniVi
Video-Exclusive Understanding		25.85	34.12	39.82	37.52	37.54	28.39	33.17	32.48	37.87
Prior Knowledge-based QA		24.47	29.61	29.24	32.99	31.99	29.21	26.40	27.80	27.43
Comprehension and Decision		35.04	42.50	46.50	41.90	43.05	44.27	39.88	38.21	40.64
Average Score		28.45	35.41	38.52	37.47	37.52	33.96	33.15	32.83	35.31


























	<b>What is the gender of the person in the video? <i>A.Male B.Female</i></b> Among the two options A, B above, the one closest to the correct answer is:		
	 <b>Video-ChatGPT:</b> The person in the video is a male.		✓
	 <b>Valley:</b> 1. A male		✓
	 <b>Otter:</b> The video does not provide enough information to determine the gender.		✗
	 <b>Panda-GPT:</b> The person in the video is a woman.		✗
	 <b>mPLUG-Owl:</b> The person in the video is male.		✓
	 <b>Video-LLaMA:</b> A. The person in the video is male.		✓
	<b>Is the person in white outdoors? <i>A.Yes B.No</i></b> Among the two options A, B above, the one closest to the correct answer is:		
	 <b>Video-ChatGPT:</b> Yes, the person in white is outdoors.		✓
	 <b>Valley:</b> The person in white is outdoors, and the photo was taken during the day.		✓
	 <b>Otter:</b> I cannot confidently determine the exact setting of the video, but it appears to be an outdoor location, possibly a park or a street.		✓
	 <b>Panda-GPT:</b> The person in white is outdoors, as they are riding a skateboard on a street.		✓
	 <b>mPLUG-Owl:</b> The person in white is outdoors, as they appear to be performing tricks on a sidewalk or a park bench.		✓
	 <b>Video-LLaMA:</b> The video description and caption provided do not specify that the person in white is outdoors. However, in the video, there is a black and white picture of a man wearing white pants jumping off a wall, which is a close-up .....		✓
	 <b>Video-Chat:</b> A. Yes, the person is in white and outdoors. From the given video, it is clear that the person in white is doing an acrobatic stunt on the skateboard.\n\nThe scene shows a young man performing a skateboarding trick in a public area. ....		✓
	 <b>Chat-UniVi:</b> The person in white is seen outdoors in the video.		✓

Figure 9. The illustrative sample of the generated responses from different Video-LLMs for Activitynet-QA.

	<b>what are racers running down?</b> <i>A.Track B.Field C.Trail D.Road.</i> Among the four options A, B, C, D above, the one closest to the correct answer is:	
	 <b>Video-ChatGPT:</b> The racers are running down a track.	<input checked="" type="checkbox"/>
	 <b>Valley:</b> The racers are running down a track.	<input checked="" type="checkbox"/>
	 <b>Otter:</b> Racers are running down a track.	<input checked="" type="checkbox"/>
	 <b>Panda-GPT:</b> The racers are running down a track, not a trail, field, or road. In the image, there are several people running in different directions, and they are all on a track. This is evident from the presence of multiple runners.....	<input checked="" type="checkbox"/>
	 <b>mPLUG-Owl:</b> A. Track. Track is the correct description. In the given image, four runners, wearing different colored jerseys, are running down a track. This scene typically takes place on a track field or an athletics track. It is not a field, trail, or a road.	<input checked="" type="checkbox"/>
	 <b>Video-LLaMA:</b> The racers are running down a track.	<input checked="" type="checkbox"/>
	 <b>Video-Chat:</b> The video shows people running on a track during a race. Based on the given descriptions and the clues, it can be inferred that the runners are running in a track meet or a track race. The closest option to the correct answer is option C.....	<input checked="" type="checkbox"/>
 <b>Chat-UniVi:</b> The racers are running down a track.	<input checked="" type="checkbox"/>	










	<b>what is a man opening containing a gun?</b> <i>A.chest B.bag C.briefcase D.box</i> Among the four options A, B, C, D above, the one closest to the correct answer is:	
	 <b>Video-ChatGPT:</b> The man is opening a box containing a gun.	<input checked="" type="checkbox"/>
	 <b>Valley:</b> 1. A. The man is opening a chest containing a gun.	<input checked="" type="checkbox"/>
	 <b>Otter:</b> The gun is likely a toy, and the man is likely opening a box containing the toy gun.	<input checked="" type="checkbox"/>
	 <b>Panda-GPT:</b> The man is opening a box containing a gun.	<input checked="" type="checkbox"/>
	 <b>mPLUG-Owl:</b> The correct answer is C. The man is opening a briefcase containing a gun.	<input checked="" type="checkbox"/>
	 <b>Video-LLaMA:</b> The man is opening a box containing a gun.	<input checked="" type="checkbox"/>
	 <b>Video-Chat:</b> The man in the video is opening a box containing a gun. Therefore, the closest option to the correct answer is A.\n\nIt's difficult to see the exact contents of the box, but there is a person opening it, and they seem to be holding a gun .....	<input checked="" type="checkbox"/>
 <b>Chat-UniVi:</b> The answer is D. The man in the cartoon is arguing with a scary rabbit, which is a common trope in cartoons.	<input checked="" type="checkbox"/>	

Figure 10. The illustrative sample of the generated responses from different Video-LLMs for MSVD-QA.




	<b>who argues with a scary rabbit in a cartoon television show?</b> <i>A.dog B.child C.woman D.man</i> . Among the four options A, B, C, D above, the one closest to the correct answer is:	
	<b>Video-ChatGPT:</b> The person who argues with a scary rabbit in a cartoon television show is a man.	✓
	<b>Valley:</b> 100%.	✗
	<b>Otter:</b> A man is likely to be the one arguing with the scary bunny, as he is the one shown speaking to the .....	✓
	<b>Panda-GPT:</b> In the image, a man is arguing with a scary rabbit in a cartoon television show. The man is standing in front of a TV, which is displaying the cartoon. The man is not a dog, child, or woman, as the options provided suggest. Instead, .....	✓
	<b>mPLUG-Owl:</b> A. dog.	✗
	<b>Video-LLaMA:</b> The correct answer is B. The video shows a young boy holding a sign with the text \"Don't Be Afraid.\" A young man in a green t-shirt with the text \"You are not alone\" also appears in some frames.	✗
	<b>Video-Chat:</b> Based on the description, it seems that the woman is arguing with the scary rabbit in the cartoon television show. Therefore, the answer is C. woman .	✗
	<b>Chat-UniVi:</b> The answer is D. The man in the cartoon is arguing with a scary rabbit, which is a common trope in cartoons.	✓
	<b>what is played?</b> <i>A.basketball B.football C.tennis D.baseball</i> . Among the four options A, B, C, D above, the one closest to the correct answer is:	
	<b>Video-ChatGPT:</b> The video shows a group of people playing baseball on a field.	✓
	<b>Valley:</b> The correct answer is A. The image shows a group of people playing a game of baseball on a field.	✗
	<b>Otter:</b> The sport being played is baseball.	✓
	<b>Panda-GPT:</b> The image shows a group of people playing baseball on a field. There are several players on the field, and one of them is holding a baseball bat, indicating that they are actively engaged in the game. Baseball is a popular .....	✓
	<b>mPLUG-Owl:</b> B. Football.	✗
	<b>Video-LLaMA:</b> D. baseball. The video shows a baseball game, and the descriptions mention a baseball field, players, a baseball game, a boy, and a young boy playing baseball, making it clear that the sport being played is indeed baseball.	✓
	<b>Video-Chat:</b> From the given footage, the field appears to be lined with a chain link fence and has trees growing behind it. There are also several baseball players in the scene, and it is likely that they are playing baseball. The men are .....	✓
	<b>Chat-UniVi:</b> D. Baseball is the correct answer.	✓

Figure 11. The illustrative sample of the generated responses from different Video-LLMs for MSRVTT-QA.





















	<b>What does the guy do 2 times?</b> <i>A.rub forehead B.brush tooth monster C.take steps D.bare teeth E.shake hips</i> Among the five options A, B, C, D, E above, the one closest to the correct answer is:	
	 <b>Video-ChatGPT:</b> The guy rubs his forehead twice.	✓
	 <b>Valley:</b> The guy in the image is rubbing his forehead twice.	✓
	 <b>Otter:</b> The guy sighs and shakes his head, indicating that he is frustrated or upset about something.	✓
	 <b>Panda-GPT:</b> The guy in the image does not do any of the actions listed in the options. Instead, he is seen talking on his cell phone while rubbing his forehead. This is the closest option to the correct answer, as the guy is not brushing his teeth, .....	✗
	 <b>mPLUG-Owl:</b> A.	✓
	 <b>Video-LLaMA:</b> : It looks like the man is rubbing his forehead in the video.	✓
	 <b>Video-Chat:</b> The guy rubs his forehead two times. Specifically, he rubs his forehead with his hand in two different instances in the video. This is evident from the descriptions, which specify that the guy is rubbing his forehead with his hand ....	✓
	<b>What does the man do 3 times?</b> <i>A.move shoulders B.sway body C.trot D.step E.itch neck</i> Among the five options A, B, C, D, E above, the one closest to the correct answer is:	
	 <b>Video-ChatGPT:</b> The man in the video does not move his shoulders, sway his body, or trot. He does, however, step out of the room and into the hallway.	✗
	 <b>Valley:</b> The man in the video is seen making different gestures and movements three times. In the first instance, he is seen making a gesture with his hands in front of his face. In the second instance, he is seen making a gesture with his hands .....	✗
	 <b>Otter:</b> The man takes off his sunglasses.	✗
	 <b>Panda-GPT:</b> The man in the image does not do any of the actions listed above three times. Instead, he is seen moving his shoulders, swaying his body, and stepping to the side. There is no evidence of him itching his neck or rotating his head.	✗
	 <b>mPLUG-Owl:</b> The man moves his shoulders 3 times. The correct answer is A.	✓
	 <b>Video-LLaMA:</b> A. The man moves his shoulders.	✓
	 <b>Video-Chat:</b> The man in the video is shown swaying his body at least four times, and it is unclear whether he is moving his shoulders, stepping, or itching his neck. However, based on the provided caption, the man is shown moving his body, but ....	✗
	 <b>Chat-UniVi:</b> The man sways his body.	✗

Figure 12. The illustrative sample of the generated responses from different Video-LLMs for TGIF-QA.

	<b>What should be done after cooking the outer layer of the meat?</b> A.Place them in a refrigerator <b>B.Brush some soy sauce on top</b> C.Sprinkle some salt and pepper D.Flip them over. Among the four options A, B, C, D above, the one closest to the correct answer is:	
	<b>Video-ChatGPT:</b> After cooking the outer layer of the meat, it should be flipped over and cooked for a few more minutes.	✗
	<b>Valley:</b> A. Place them in a refrigerator: This is not a recommended step after cooking the outer layer of the meat.....	✗
	<b>Otter:</b> The answer is C, which is the correct spelling of the word \"brush.\	✗
	<b>Panda-GPT:</b> After cooking the outer layer of the meat, the next step should be to flip them over. This ensures that the meat is cooked evenly and reaches the desired level of doneness. Once the outer layer is cooked, the meat can be removed .....	✗
	<b>mPLUG-Owl:</b> A) Place them in a refrigerator after cooking the outer layer.	✗
	<b>Video-LLaMA:</b> A. After cooking the outer layer of the meat, the best option would be to place them in a refrigerator. This is because the meat should be preserved in a cold place to prevent spoilage and bacterial growth, and to keep it fresh for.....	✗
	<b>What should be done after cutting the beef into square patties?</b> <b>A.Fry the burger patties and flip when browned</b> B.Toast the buns C.Flatten the ground beef D.Place the patty on a bun and top with a bun. Among the four options A, B, C, D above, the one closest to the correct answer is:	
	<b>Video-ChatGPT:</b> After cutting the beef into square patties, the next step is to cook them on a grill or in a pan. The video shows a man cooking the patties on a grill.	✓
	<b>Valley:</b> A. After cutting the beef into square patties, it is recommended to fry the burger patties and flip them when.....	✓
	<b>Otter:</b> The answer is not clear from the information provided in the video. However, based on the given information, it is .....	✗
	<b>Panda-GPT:</b> The correct action after cutting the beef into square patties is to place the patty on a bun and top with a bun. This is the first step in preparing a burger. The other options, frying the burger patties and flipping when browned, .....	✓
	<b>mPLUG-Owl:</b> The correct answer is B. Toast the buns. After cutting the beef into square patties, the next step is to toast.....	✗
	<b>Video-LLaMA:</b> A. Fry the burger patties and flip when browned. Cutting beef into square patties before frying and flipping will give a good texture for a burger.	✓
	<b>Video-Chat:</b> Based on the provided description, the option closest to the correct answer is A: Flatten the ground beef .....	✗
	<b>Chat-UniVi:</b> B. Toast the buns.	✗

Figure 13. The illustrative sample of the generated responses from different Video-LLMs for YouCook2.







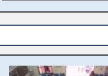









	<p><b>Known common crime types are: 'Shooting','Arson','Arrest','Fighting','RoadAccidents','Stealing','Burglary','Explosion','Robbery','Vandalism','Shoplifting','Abuse','Assault'. Each option below is the crime type and the start and end time of each criminal behavior video clip (if the video has no crime type and is normal, there is no corresponding start and end time of the video clip). A.Arson 00:24 00:37 B.Arson 02:57 03:15 03:26 03:44 C.Explosion 00:14 00:27 03:07 03:27 D.Normal</b> Among the four options A, B, C, D above, the one closest to the correct answer is:</p>		
		<b>Video-ChatGPT:</b> The correct answer is D. Normal. The video shows a group of people working at a desk in an office, with no visible signs of any criminal activity or unusual behavior.	✓
		<b>Valley:</b> A. Arson 00:24 00:37\nB. Arson 02:57 03:15 03:26 03:44\nC. Explosion 00:14 00:27 03:07 03:27\nD. Normal Please choose the correct answer by selecting the corresponding letter (A, B, C, or D) in the options provided.	✗
		<b>Otter:</b> The answer is not clear from the information provided in the video. However, the video seems to show various types of crimes being committed, including robbery, theft, and arson.	✗
		<b>Panda-GPT:</b> The one closest to the correct answer is option D, which represents a normal situation without any criminal activity.	✓
		<b>mPLUG-Owl:</b> The correct answer is A. Arson. The crime type is arson, and the start and end times of the associated crime video clip are 00:24 to 00:37.	✗
		<b>Video-LLaMA:</b> First, the video is an aerial view of a busy office at a hospital. We can see a lot of people working on computers, and some are even playing video games. In addition, there is a counter and a lot of tables, and people .....	✗
	<p><b>Known common crime types are: 'Shooting','Arson','Arrest','Fighting','RoadAccidents','Stealing','Burglary','Explosion','Robbery','Vandalism','Shoplifting','Abuse','Assault'. Each option below is the crime type and the start and end time of each criminal behavior video clip (if the video has no crime type and is normal, there is no corresponding start and end time of the video clip). A.Fighting 00:12 00:24 00:27 00:34 B.Fighting 00:17 00:25 00:28 00:39 C.Shooting 00:01 00:05 D.Normal</b> Among the four options A, B, C, D above, the one closest to the correct answer is:</p>		
		<b>Video-ChatGPT:</b> The correct answer is C. Shooting.	✓
		<b>Valley:</b> 1. A. Shooting 00:01 00:05 00:09 00:12	✗
		<b>Otter:</b> The correct answer appears to be option A, which is the correct spelling of the word "robbing".	✗
		<b>Panda-GPT:</b> None of the four options provided match the correct answer. The image shows a dog running in the yard, and there is no indication of any crime taking place, such as a shooting, arson, or theft. The other options, such as fighting,.....	✗
		<b>mPLUG-Owl:</b> The correct answer is A. Fighting. The fight starts at 00:12 and ends at 00:24, as indicated in the video clip.	✗
		<b>Video-LLaMA:</b> First, the video shows a person standing at the entrance to a street. There is a brown door and a brown fence in the background, and a white car can be seen passing by. In the background, there is a wooden fence and a .....	✗
	<p><b>Video-Chat:</b> The closest option to the correct answer is option A, which is a fight that starts at 00:12 and ends at 00:24, with a duration of 00:02.\n\nThe other three options B, C, and D do not represent any specific crime type, and there are .....</p>		
		<b>Chat-UniVi:</b> The correct answer is D. The video shows a normal scene of a group of people walking down a street.	✗

Figure 14. The illustrative sample of the generated responses from different Video-LLMs for UCF-Crime.



















	<b>In the video, how many pedestrians can be recognized as different individuals?</b> A.114 B.176 C.52 D.26 <b>E.88</b> F.140 Among the six options A, B, C, D, E, F above, the one closest to the correct answer is:	
	 <b>Video-ChatGPT:</b> The correct answer is 176.	✗
	 <b>Valley:</b> 114: There are multiple pedestrians in the video, but it is difficult to identify them as different individuals without more context or information.	✗
	 <b>Otter:</b> The video mentions that at least 144 people are seen walking in the area, but it is unclear how many of them are individuals and how many are part of a group.	✗
	 <b>Panda-GPT:</b> The correct answer is A. 114 pedestrians can be recognized as different individuals in the video.	✗
	 <b>mPLUG-Owl:</b> The correct answer is A. A total of 114 different individuals can be recognized in the video.	✗
	 <b>Video-LLaMA:</b> D. A group of people walking on a busy street in a city at night.\nIn this option, the caption describes that the video shows a group of people walking on a busy street at night in a city. There are 140 people in the video, .....	✗
	 <b>Video-Chat:</b> There are indeed 176 pedestrians in the video. They are walking around in the city, riding in cars, crossing the street, and standing on the sidewalk. Some of them are wearing business clothes, and some are dressed in casual clothes.....	✗
	 <b>Chat-UniVi:</b> The correct answer is D. 26 pedestrians can be recognized as different individuals in the video.	✗
	<b>How many individuals walking can be distinguished in the video?</b> A.76 B.121 C.98 D.152 E.22 F.45 Among the six options A, B, C, D, E, F above, the one closest to the correct answer is:	
	 <b>Video-ChatGPT:</b> The correct answer is A. There are 76 individuals walking in the video.	✓
	 <b>Valley:</b> A.76 B.121 C.98 D.152 E.22 F.45	✗
	 <b>Otter:</b> The exact number of individuals walking is not mentioned, but the video shows multiple individuals walking.	✗
	 <b>Panda-GPT:</b> The correct answer is C. 98. In the video, there are 98 individuals walking through the mall.	✗
	 <b>mPLUG-Owl:</b> The correct answer is A. There are 76 individuals walking in the video.	✓
	 <b>Video-LLaMA:</b> B. There are approximately 121 individuals in the video.	✗
	 <b>Video-Chat:</b> The correct answer is A, with 76 individuals walking to be distinguished in the video. In the video, there are a total of 76 people walking in the mall, and they can be clearly seen from the moment when they start walking to the .....	✓
	 <b>Chat-UniVi:</b> The correct answer is B. 121 individuals walking can be distinguished in the video.	✗

Figure 15. The illustrative sample of the generated responses from different Video-LLMs for MOT.























	<b>Why does Howard say they're late after walking in ?</b> <i>A. They got lost. B. They went out to dinner. C. There was a lot of traffic. D. They had to swing by the lab. E. Bernie took forever getting ready.</i> Among the four options A, B, C, D, E, the one closest to the correct answer is:	
	 <b>Video-ChatGPT:</b> Howard says they are late because they had to swing by the lab.	✓
	 <b>Valley:</b> 1. They got lost.	✗
	 <b>Otter:</b> It is unclear why they are late, as there is no context provided in the video.	✗
	 <b>Panda-GPT:</b> The correct answer is none of the options above. Howard says they are late because Bernie took forever getting ready. This implies that Bernie took a longer time than expected to get dressed, which caused them to arrive .....	✗
	 <b>mPLUG-Owl:</b> They got lost.	✗
	 <b>Video-LLaMA:</b> A. They got lost.	✗
	 <b>Video-Chat:</b> The option closest to the correct answer would be D. There was a lot of traffic. In the video, a woman wearing a blue jacket and a man are sitting in a kitchen, and Howard says \"We're late!\" as he is greeting them.....	✗
	 <b>Chat-UniVi:</b> B. They went out to dinner.	✗
	<b>How does Emily react when Raj tells her about Lucy ?</b> <i>A. She gets up and walks out. B. She says he does n't need to tell her who else he is seeing. C. She throws her drink in his face. D. She tells him that she does n't feel good. E. She runs to the bathroom and climbs out the window.</i> Among the five options A, B, C, D, E above, the one closest to the correct answer is:	
	 <b>Video-ChatGPT:</b> Emily reacts by telling Raj that she doesn't feel good and runs to the bathroom and climbs out the window.	✗
	 <b>Valley:</b> A. She gets up and walks out.	✗
	 <b>Otter:</b> The woman in the video appears to be upset, but there is no physical altercation or aggression shown towards the man. It is possible that she is simply expressing her disappointment or frustration with his actions.	✓
	 <b>Panda-GPT:</b> None of the options presented in the question is the correct answer. The image shows a woman sitting at a table with a glass of wine, and a man is telling her about another woman he is seeing. The woman does not react in .....	✗
	 <b>mPLUG-Owl:</b> A. Emily gets up and walks out.	✗
	 <b>Video-LLaMA:</b> According to the video descriptions, when Raj tells Emily about Lucy, Emily gets up and walks out. This implies that Emily is not interested in hearing more of Raj's conversation with Lucy and decides to leave the table.....	✗
	 <b>Video-Chat:</b> Based on the given dialogue and description, the most likely reaction from Emily when Raj tells her about Lucy is that she will get up and walk out.\n\nIn the video, Raj says \"You can still say what you want with her. You know .....	✗
	 <b>Chat-UniVi:</b> Emily gets up and walks out when Raj tells her about Lucy.	✗

Figure 16. The illustrative sample of the generated responses from different Video-LLMs for TV-QA.


















	<b>Who produced the song?</b> <i>A.Sia B.All of the above C.Sean Paul Henriques D.Greg Kurstin.</i> Among the four options A, B, C, D above, the one closest to the correct answer is:	
	 <b>Video-ChatGPT:</b> The song was produced by Sean Paul Henriques.	✗
	 <b>Valley:</b> A. Sia	✗
	 <b>Otter:</b> The song was co-written by Sia, Sean Paul, and Greg kurstin.	✗
	 <b>Panda-GPT:</b> The song was produced by Greg Kurstin.	✓
	 <b>mPLUG-Owl:</b> A. Sia	✗
	 <b>Video-LLaMA:</b> A. Sean Paul Henriques. Sia is not credited for this song. Greg Kurstin and Sean Paul Henriques are also not credited.	✗
	<b>What is one use of the song in media?</b> <i>A.Theme song for wrestling events B. Commercial for Omega SA featuring Rory McIlroy C.Theme song for a Disney Princess series D.All of the above</i> Among the four options A, B, C, D above, the one closest to the correct answer is:	
	 <b>Video-ChatGPT:</b> The correct answer is A. The song is used as a theme song for wrestling events.	✗
	 <b>Valley:</b> 100	✗
	 <b>Otter:</b> One use of music in media is to create a mood or atmosphere, as demonstrated in the video when the woman begins to dance with the man while the song plays in the background.	✗
	 <b>Panda-GPT:</b> The correct answer is none of the above. The song is not being used for any of ....	✗
	 <b>mPLUG-Owl:</b> The correct answer among the four options is D. The song is a theme song for .....	✓
	 <b>Video-LLaMA:</b> The song in media can be used in several contexts, including music production, advertising, and film soundtracks. In the given video, there is no clear indication of .....	✗
	 <b>Video-Chat:</b> Based on the lyrics of the song, it could be used in media as a theme song for a sports-related event or a commercial for a brand. The lyrics mention sports and competition, .....	✗
	 <b>Chat-UniVi:</b> The correct answer is A. The song is used as the theme song for wrestling events.	✗

Figure 17. The illustrative sample of the generated responses from different Video-LLMs for MV-QA.




    	<b>Who was the defender on the scored basket?</b> <i>A. Johnson B. Jordan C. Anthony D. Smith</i> Among the four options A, B, C, D above, the one closest to the correct answer is:
	 <b>Video-ChatGPT:</b> The defender on the scored basket was Anthony. <span style="float: right;">✓</span>
	 <b>Valley:</b> A. John Stockton <span style="float: right;">✗</span>
	 <b>Otter:</b> The answer is not clear from the given information. However, it is possible that the answer is either A or B, as they are the only players mentioned in the sentence. <span style="float: right;">✗</span>
	 <b>Panda-GPT:</b> The correct answer is none of the options above. The image shows a basketball game in progress, but it does not provide any information about the number of offensive attempts shown in highlights and their results. <span style="float: right;">✗</span>
	 <b>mPLUG-Owl:</b> The correct answer is A: Johnson. The Miami Heat's Dwyane Wade made the scored basket against the Chicago Bulls, and Johnson was the defender on him when the shot was made. <span style="float: right;">✗</span>
	 <b>Video-LLaMA:</b> A. Johnson, since he was the player defending the scored basket. <span style="float: right;">✗</span>
    	<b>Which game is this?</b> <i>A. 2014 NBA All-Star Game. B. 2014 NBA Finals G6 . C. 2014 NBA Western Conference First Round G6. D. 2014 NBA Eastern Conference Finals G6.</i> Among the four options A, B, C, D above, the one closest to the correct answer is:
	 <b>Video-ChatGPT:</b> The game shown in the video is the 2014 NBA Western Conference First Round G6. <span style="float: right;">✓</span>
	 <b>Valley:</b> "100" <span style="float: right;">✗</span>
	 <b>Otter:</b> The correct answer appears to be option C, which states that the man is playing basketball in a stadium. <span style="float: right;">✓</span>
	 <b>Panda-GPT:</b> The closest option to the correct answer is A. 2014 NBA All-Star Game. The image shows a basketball game with a crowd of people watching, and the players are wearing their respective team uniforms. The other options, ..... <span style="float: right;">✗</span>
	 <b>mPLUG-Owl:</b> The image depicts a basketball game, which is likely an NBA All-Star Game, given the presence of multiple NBA players, the court setup, and the overall atmosphere of the event. However, it is not a game of the NBA Finals, ..... <span style="float: right;">✗</span>
	 <b>Video-LLaMA:</b> The video is a 2014 NBA All-Star Game. <span style="float: right;">✗</span>
	 <b>Video-Chat:</b> The basketball game depicted in the video is likely the 2014 NBA Finals Game 6, as the players and the environment are consistent with a professional basketball game. Specifically, the basketball players are wearing..... <span style="float: right;">✗</span>
	 <b>Chat-UniVi:</b> The correct answer is D. 2014 NBA Eastern Conference Finals G6. <span style="float: right;">✗</span>

Figure 18. The illustrative sample of the generated responses from different Video-LLMs for NBA-QA.

	<b>how many illegal acts are there in video 8? A. Four illegal acts B. Three illegal acts C. Two illegal acts D. An illegal act</b> Among the four options A, B, C, D above, the one closest to the correct answer is:	
	<b>Video-ChatGPT:</b> There is one illegal act in the video, which is a red car speeding down the road.	✗
	<b>Valley:</b> There are four illegal acts in the video.	✗
	<b>Otter:</b> I am not certain about the exact number of illegal acts, but it is mentioned that there are multiple instances of cars running the red light in the video.	✗
	<b>Panda-GPT:</b> The correct answer is none. There are no illegal acts in the video 8.	✗
	<b>mPLUG-Owl:</b> The one closest to the correct answer is B: Three illegal acts. The video shows.....	✗
	<b>Video-LLaMA:</b> The correct answer is option A. There are three illegal acts in the video - one is driving without a license, another is using a handheld device, and a third is crossing.....	✗
	<b>Video-Chat:</b> Based on the given video, there are no illegal acts visible in the video. There are cars driving on a road, but no cars are speeding, driving on the wrong side of the road, or violating.....	✗
	<b>Chat-UniVi:</b> D. An illegal act.	✗
	<b>As shown in the video, is the driving behavior of 'car A' correct when the motor vehicle is driving on the highway? A. correct B. error.</b> Among the two options A, B above, the one closest to the correct answer is:	
	<b>Video-ChatGPT:</b> The driving behavior of car A is incorrect when driving on the highway.....	✓
	<b>Valley:</b> A.The driving behavior of car A is correct when the motor vehicle is driving on the highway.	✗
	<b>Otter:</b> It is not clear from the information provided whether the behavior of Car A is correct or not.	✗
	<b>Panda-GPT:</b> In the video, car A is driving on a highway and appears to be changing lanes. However, the correct answer cannot be determined solely based on the video. It is essential to consider.....	✗
	<b>mPLUG-Owl:</b> A. As shown in the video, car A is driving in the correct lane and has the appropriate speed for a highway, which is a correct driving behavior on a highway.....	✗
	<b>Video-LLaMA:</b> The correct answer is option A. There are three illegal acts in the video - one is driving without a license, another is using a handheld device, and a third is crossing .....	✗
	<b>Video-Chat:</b> Based on the video, there are several cars driving on the highway, including a yellow car and a white car. From the context, it is difficult to determine whether the driving behavior of car.....	✗
	<b>Chat-UniVi:</b> B. error. The video shows that the car A is driving on the left lane of the highway, but the driving behavior of car A is not correct when the motor vehicle is driving on the highway.	✓

Figure 19. The illustrative sample of the generated responses from different Video-LLMs for Driver's License Examination.





















	<b>Was there an accident in the video?</b> <i>A.Yes B.No</i> . Among the two options A, B above, the one closest to the correct answer is:		
	 <b>Video-ChatGPT:</b> Yes, there was an accident in the video. A man was hit by a car while crossing the street.		<input checked="" type="checkbox"/>
	 <b>Valley:</b> 1. Yes, there was an accident in the video.		<input checked="" type="checkbox"/>
	 <b>Otter:</b> There is no mention of an actual accident happening, but the man does swerve to avoid something on the road.		<input type="checkbox"/>
	 <b>Panda-GPT:</b> Yes, there was an accident in the video. The accident involved a car and a motorcycle, and it occurred on a busy city street. The video shows a car and a motorcycle colliding, and the motorcycle rider is seen lying on the ground.....		<input checked="" type="checkbox"/>
	 <b>mPLUG-Owl:</b> Yes, there was an accident in the video.		<input checked="" type="checkbox"/>
	 <b>Video-LLaMA:</b> A. Yes, there was an accident in the video. The cars in the video were involved in a minor accident.		<input checked="" type="checkbox"/>
	 <b>Video-Chat:</b> Based on the video, it is not clear if there was an accident in the video. While there is a motorcycle on the ground, it is not clear if it is the cause of any accidents or incidents. From the video, it appears that there are some .....		<input type="checkbox"/>
	 <b>Chat-UniVi:</b> No, there was no accident in the video. The video shows a car following a man on a motorcycle, and the car.....		<input type="checkbox"/>
	<b>Were there any traffic signals or signs present?</b> <i>A.No. B.Yes</i> . Among the two options A, B above, the one closest to the correct answer is:		
	 <b>Video-ChatGPT:</b> No.		<input checked="" type="checkbox"/>
	 <b>Valley:</b> Yes, there were traffic signals or signs present in the video.		<input type="checkbox"/>
	 <b>Otter:</b> Yes, there were traffic signals and signs present in the video.		<input type="checkbox"/>
	 <b>Panda-GPT:</b> The image shows a nighttime view of a city street with traffic lights and signs. There are multiple traffic lights visible, indicating that the street is well-regulated for traffic flow. However, there are no visible signs in the image.....		<input type="checkbox"/>
	 <b>mPLUG-Owl:</b> No, there were no traffic signals or signs present in the nighttime driving scene in the video.		<input checked="" type="checkbox"/>
	 <b>Video-LLaMA:</b> A. Yes, there was an accident in the video. The cars in the video were involved in a minor accident.		<input type="checkbox"/>
	 <b>Video-Chat:</b> Based on the video, it is not clear if there was an accident in the video. While there is a motorcycle on the ground, it is not clear if it is the cause of any accidents or incidents. From the video, it appears that there are .....		<input type="checkbox"/>
	 <b>Chat-UniVi:</b> B. Yes, there were traffic signals and signs present in the video.		<input type="checkbox"/>

Figure 20. The illustrative sample of the generated responses from different Video-LLMs for Driving Decision-Making.

















	<b>What can you find on top of the couch that is at 1 o'clock? A.Blanket B.Cushion C.Throw D.Pillow.</b> Among the four options A, B, C, D above, the one closest to the correct answer is:
	 <b>Video-ChatGPT:</b> The correct answer is Pillow. <span>✓</span>
	 <b>Valley:</b> The correct answer is option B, which is a cushion. <span>✗</span>
	 <b>Otter:</b> The cushion is located at the 12:00 position on the circular couch. <span>✗</span>
	 <b>Panda-GPT:</b> There is no object on top of the couch that is at 1 o'clock. The couch is empty. <span>✗</span>
	 <b>mPLUG-Owl:</b> The correct answer is A - a blanket is on top of the couch at 1 o'clock. <span>✗</span>
	 <b>Video-LLaMA:</b> A. Blanket. The blanket is the item found on top of the couch that is at 1 o'clock. <span>✗</span>
	<b>When trying to see the mirror in the bathroom, which way should you look? A.look up B.look down C.look left D.look right</b> Among the four options A, B, C, D above, the one closest to the correct answer is:
	 <b>Video-ChatGPT:</b> To see the mirror in the bathroom, you should look up. <span>✓</span>
	 <b>Valley:</b> A. Look up. <span>✓</span>
	 <b>Otter:</b> The direction you should look to find the mirror is up, as shown in the video. <span>✓</span>
	 <b>Panda-GPT:</b> When trying to see the mirror in the bathroom, you should look down. In the image, the mirror is located below the sink, which is why looking up would not be effective in seeing the mirror..... <span>✗</span>
	 <b>mPLUG-Owl:</b> The correct answer is A: look up. In the bathroom, you should look up to the mirror to see your reflection. <span>✓</span>
	 <b>Video-LLaMA:</b> A.look up. If you are in a restroom and you need to see your own face, it would be best to look up. <span>✓</span>
	 <b>Video-Chat:</b> Looking up is the correct way to see the mirror in the bathroom. This is because the mirror is mounted on the wall above the sink and you would need to look up to see it. Looking down or looking left or right would not ..... <span>✓</span>
	<b>Chat-UniVi:</b> The correct answer is B. <span>✗</span>

Figure 21. The illustrative sample of the generated responses from different Video-LLMs for SQA3D.