

# InfoPattern: Unveiling Information Propagation Patterns in Social Media

Chi Han<sup>1\*</sup>, Manling Li<sup>3\*</sup>, Jialiang Xu<sup>2\*</sup>, Hanning Zhang<sup>1\*</sup>, Tarek Abdelzaher<sup>1</sup>, Heng Ji<sup>1</sup>

<sup>1</sup>UIUC <sup>2</sup>Stanford <sup>3</sup>Northwestern

{chihan3,hanning5,zaher,hengji}@illinois.edu, xjl@stanford.edu, manling.li@northwestern.edu

## Abstract

Social media play a significant role in shaping public opinion and influencing ideological communities through information propagation. Our demo *InfoPattern* centers on the interplay between language and human ideology. The demo<sup>1</sup> is capable of: (1) red teaming to simulate adversary responses from opposite ideology communities; (2) stance detection to identify the underlying political sentiments in each message; (3) information propagation graph discovery to reveal the evolution of claims across various communities over time.<sup>2</sup>

## Introduction

*“We shape our buildings; thereafter they shape us.”*  
(Sir Winston Churchill)

Language, as the core of human communication, carries more than just information—it embodies cultural, demographical, and social contexts. Moreover, the deliberate framing of information, or propaganda, can manipulate language to serve specific ideological agendas, revealing a reciprocal relationship between language and human intention (Salmon 1989). As an example, the dissemination of information has the potential to sway presidential elections (Aral and Eckles 2019). Similarly, during the COVID-19 pandemic, claims from different communities significantly influenced public trust in vaccines (Burki 2020). In this paper, we present a novel InfoPattern demo to characterize the intent behind messages and further uncover the information propagation patterns in social networks.

Recent efforts have offered insights into stance detection (Lee et al. 2014; Sharma et al. 2020; Drus and Khalid 2019; ALDayel and Magdy 2021) and response prediction in information spreading (Tan et al. 2023; Sun et al. 2023; Pilař et al. 2021), but with a focus on local reactions, lacking in global analysis over the information propagation for multiple communities. In this demo, we aim to delve into these intricate dynamics, shedding light on how language generation can be conditioned on the underlying intention and, in turn, influence claims from different ideology groups.

\*Equal contribution, ranked by alphabetical order.

Copyright © 2024, Association for the Advancement of Artificial Intelligence (www.aaai.org). All rights reserved.

<sup>1</sup>Code: <https://github.com/blender-nlp/InfoPattern>

<sup>2</sup>Live Demo: <https://incas.csl.illinois.edu/blender/About>

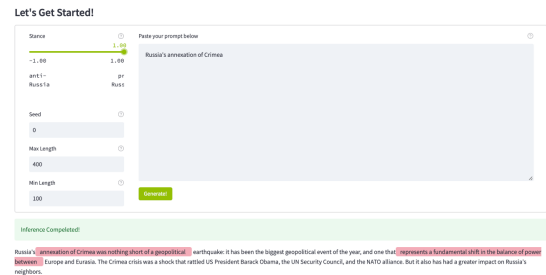


Figure 1: The interface of Red Teaming.

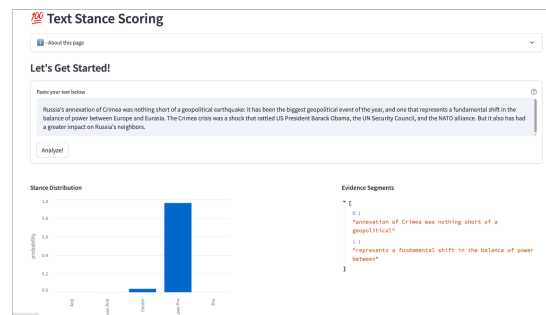


Figure 2: The interface of Stance Scoring.

We propose our framework to contain three functions to simulate such interplay: (1) **Red Teaming for adversarial ideology communities** to simulate the framing strategies from opposing ideologies LEFT, NEUTRAL, and RIGHT, by learning a controlling parameter to steer the generation based on LM-Switch (Han et al. 2023); (2) **Stance Detection** to classify any text sentence to the underlying political sentiments based on approximating LM-Switch embedding space. (3) **Information Propagation Pathway Discovery** to reveal how claims (core idea) evolve across different communities over time, by automatically detecting claims and learning the claim temporal transition matrix.

## Red Teaming and Stance Scoring

**Dataset Collection.** We leverage MultiAgencyNews<sup>3</sup> which consists of news articles on the same event with contrasting political stances. Each news article is associated with one

<sup>3</sup><https://github.com/blender-nlp/MultiAgencyNews>

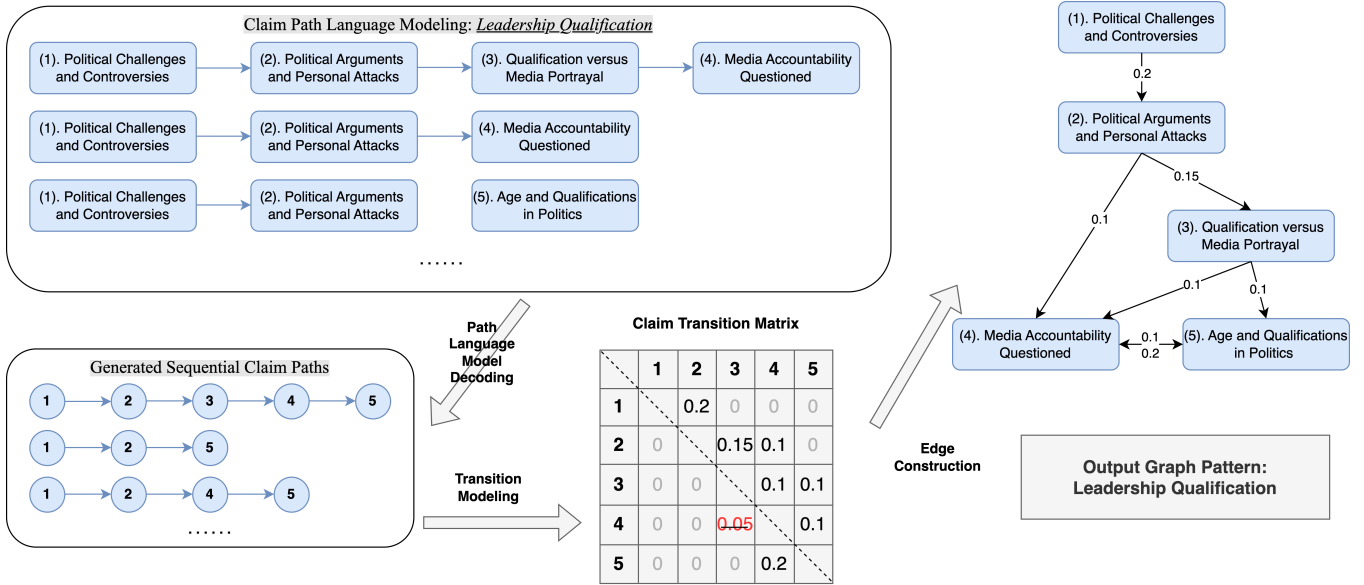


Figure 3: The model architecture of Information Propagation Path Discovery.

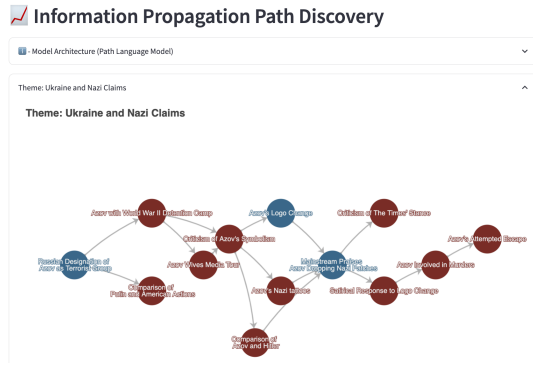


Figure 4: The interface of Information Propagation Pathway.

of the five possible stance labels (LEFT, LEANLEFT, NEUTRAL, LEANRIGHT, and RIGHT).

**Red Teaming.** We leverage LM-Switch (Han et al. 2023) to learn to steer the language model GPT-J-6B (Wang and Komatsuzaki 2021) based on political spectrum controlling parameter  $\varepsilon$  spanning across LEFT ( $\varepsilon = -1$ ), NEUTRAL ( $\varepsilon = 0$ ), and RIGHT ( $\varepsilon = +1$ ). The mechanism underlying LM-Switch is to learn a linear transformation on word embeddings to steer the generation distribution, which implicitly identifies the embedding subspaces most associated with political stances.

**Stance Scoring.** A learned LM-Switch can be naturally applied to detect the stances of LEFT, LEANTOLEFT, NEUTRAL, LEANTORIGHT, and RIGHT. Specifically, we search within LM-Switch for the stance with the highest likelihood.

### Information Propagation Pathway Discovery

**Tweet Graph Construction.** We experiment with Twitter data by crawling tweets with specific hashtags or topics, which are called *theme* in this paper. We sample representative themes related to COVID-19, Russia-Ukraine Conflict,

Philippine Tension, etc. The dataset contains 56,882 tweets over 6 months. We create edges between tweets within the same theme based on their temporal orders.

**Tweet Clustering.** We perform K-means clustering (MacQueen et al. 1967; Lloyd 1982) to group tweets based on semantic similarity using Sentence-BERT (Reimers and Gurevych 2019). We find an appropriate number of clusters based on Silhouette Score (Rousseeuw 1987), which considers the cohesion and separation of the clusters.

**Claim Summarization.** Next, we summarize the claim (central idea) of a cluster using ChatGPT (Brown et al. 2020). The prompt is “Summarize the central idea of the following list of tweets”. To select high-quality tweets, we filter tweets based on the distance with the cluster center.

**Transition Matrix Construction.** The final step is to build transition edges between claims. As shown in Figure 3, we construct a transition matrix  $T \in \mathbb{R}^{n \times n}$ , where  $n$  is the total number of claims, and  $t_{ij}$  represents the total transitions from the tweet in claim cluster  $c_i$  to the tweet in claim cluster  $c_j$ . Next, we normalize the transition matrix by the total number of transitions, which represents the probability matrix between claims. To build the pattern graph, we first filter out the transitions with low probability, as they may not represent the general cases. After that, we view the claims as nodes, and the transitions as edges. In this way, we obtain a pattern graph representing the claims flow over time.

### Conclusion and Future Work

We present a demo for analyzing the interplay between language and human ideology. We first simulate how human frame messages with different ideology (i.e., “we shape our buildings”). After that, we uncover information propagation patterns to reveal how claims can influence ideology communities (i.e., “thereafter they shape us”). Future research includes the fine-grained community detection via modeling influence in social networks.

## References

- ALDayel, A.; and Magdy, W. 2021. Stance detection on social media: State of the art and trends. *Information Processing & Management*, 58(4): 102597.
- Aral, S.; and Eckles, D. 2019. Protecting elections from social media manipulation. *Science*, 365(6456): 858–861.
- Brown, T. B.; Mann, B.; Ryder, N.; Subbiah, M.; Kaplan, J.; Dhariwal, P.; Neelakantan, A.; Shyam, P.; Sastry, G.; Askell, A.; Agarwal, S.; Herbert-Voss, A.; Krueger, G.; Henighan, T.; Child, R.; Ramesh, A.; Ziegler, D. M.; Wu, J.; Winter, C.; Hesse, C.; Chen, M.; Sigler, E.; Litwin, M.; Gray, S.; Chess, B.; Clark, J.; Berner, C.; McCandlish, S.; Radford, A.; Sutskever, I.; and Amodei, D. 2020. Language Models are Few-Shot Learners. arXiv:2005.14165.
- Burki, T. 2020. The online anti-vaccine movement in the age of COVID-19. *The Lancet Digital Health*, 2(10): e504–e505.
- Drus, Z.; and Khalid, H. 2019. Sentiment Analysis in Social Media and Its Application: Systematic Literature Review. *Procedia Computer Science*, 161: 707–714. The Fifth Information Systems International Conference, 23-24 July 2019, Surabaya, Indonesia.
- Han, C.; Xu, J.; Li, M.; Fung, Y.; Sun, C.; Jiang, N.; Abdelzaher, T.; and Ji, H. 2023. LM-Switch: Lightweight Language Model Conditioning in Word Embedding Space. *arXiv preprint arXiv:2305.12798*.
- Lee, J. K.; Choi, J.; Kim, C.; and Kim, Y. 2014. Social Media, Network Heterogeneity, and Opinion Polarization. *Journal of Communication*, 64(4): 702–722.
- Lloyd, S. P. 1982. Least squares quantization in PCM. *IEEE Trans. Inf. Theory*, 28: 129–136.
- MacQueen, J.; et al. 1967. Some methods for classification and analysis of multivariate observations. In *Proceedings of the fifth Berkeley symposium on mathematical statistics and probability*, volume 1, 281–297. Oakland, CA, USA.
- Pilař, L.; Kvasničková Stanislavská, L.; Kvasnička, R.; Bouda, P.; and Pitrová, J. 2021. Framework for Social Media Analysis Based on Hashtag Research. *Applied Sciences*, 11(8).
- Reimers, N.; and Gurevych, I. 2019. Sentence-BERT: Sentence Embeddings using Siamese BERT-Networks. arXiv:1908.10084.
- Rousseeuw, P. J. 1987. Silhouettes: A graphical aid to the interpretation and validation of cluster analysis. *Journal of Computational and Applied Mathematics*, 20: 53–65.
- Salmon, C. T. 1989. Manufacturing consent: The political economy of the mass media. *Journalism and Mass Communication Quarterly*, 66(2): 494.
- Sharma, D.; Sabharwal, M.; Goyal, V.; and Vij, M. 2020. Sentiment Analysis Techniques for Social Media Data: A Review. In Luhach, A. K.; Kosa, J. A.; Poonia, R. C.; Gao, X.-Z.; and Singh, D., eds., *First International Conference on Sustainable Technologies for Computational Intelligence*, 75–90. Singapore: Springer Singapore. ISBN 978-981-15-0029-9.
- Sun, C.; Li, J.; Chan, H. P.; Zhai, C.; and Ji, H. 2023. Measuring the Effect of Influential Messages on Varying Personas. *arXiv preprint arXiv:2305.16470*.
- Tan, Z.; Feng, S.; Sclar, M.; Wan, H.; Luo, M.; Choi, Y.; and Tsvetkov, Y. 2023. BotPercent: Estimating Twitter Bot Populations from Groups to Crowds. arXiv:2302.00381.
- Wang, B.; and Komatsuzaki, A. 2021. GPT-J-6B: A 6 Billion Parameter Autoregressive Language Model. <https://github.com/kingoflolz/mesh-transformer-jax>.