

# Plane Multigraphs with One-Bend and Circular-Arc Edges of a Fixed Angle\*

Csaba D. Tóth<sup>†</sup>

## Abstract

For an angle  $\alpha \in (0, \pi)$ , we consider plane graphs and multigraphs in which the edges are either (i) one-bend polylines with an angle  $\alpha$  between the two edge segments, or (ii) circular arcs of central angle  $2(\pi - \alpha)$ . We derive upper and lower bounds on the maximum density of such graphs in terms of  $\alpha$ . As an application, we improve upon bounds for the number of edges in  $\alpha AC_1^-$  graphs (i.e., graphs that can be drawn in the plane with one-bend edges such that any two crossing edges meet at angle  $\alpha$ ). This is the first improvement on the size of  $\alpha AC_1^-$  graphs in over a decade.

## 1 Introduction

According to a well-known corollary of Euler's formula, an edge-maximal planar straight-line graph on  $n \geq 3$  vertices has at most  $3n - 6$  edges, which is attained on any set of  $n \geq 3$  points in general position with a triangular convex hull; and at least  $2n - 3$  edges, which is attained for  $n$  points in convex position. Specifically, on a given set  $P$  of  $n$  points in the plane in general position,  $h \geq 3$  of which are on the convex hull of  $P$ , the maximum number of edges of a planar straight-line graph is  $M(P) = 3n - h - 3$ . This paper explores analogous questions for graphs where the edges are one-bend polylines or circular arcs with a fixed angle. Importantly, there may be multiple edges between a pair of vertices in these drawing styles, and *multigraphs* become relevant.

For an angle  $\alpha \in (0, \pi)$ , an  $\alpha$ -**bend edge** between vertices  $a$  and  $c$  is a polyline  $(a, b, c)$  with one bend at  $b$  such that the interior angle of the triangle  $\Delta(abc)$  at  $b$  is  $\alpha$ ; and an  $\alpha$ -**arc edge** is a circular arc between  $a$  and  $c$  with central angle  $2(\pi - \alpha)$ . By the Inscribed Angle Theorem, if  $e$  is an  $\alpha$ -arc edge between  $a$  and  $c$ , and  $b$  is any interior point of the arc  $e$ , then the polyline  $(a, b, c)$  is an  $\alpha$ -edge; see Fig. 1 for an example.

A simple graph embedded<sup>1</sup> in the plane such that every edge is  $\alpha$ -bend (resp.,  $\alpha$ -arc) is an  $\alpha$ -**bend graph** (resp.,  $\alpha$ -**arc graph**). Similarly, a multigraph embedded in the plane such

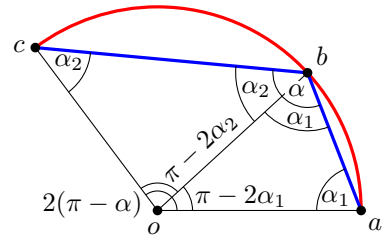


Figure 1: The relation between an  $\alpha$ -arc edge and an  $\alpha$ -bend edges.

\*Research on this paper was partially supported by the NSF award DMS 2154347.

<sup>†</sup>California State University Northridge, Los Angeles, CA, USA; and Tufts University, Medford, MA, USA. Email: csaba.toth@csun.edu

<sup>1</sup>An *embedding* of a graph into a surface is a continuous injective map of the 1-dimensional simplicial complex formed by the vertices and edges of the graph.

that every edge is  $\alpha$ -bend (resp.,  $\alpha$ -arc) is an  $\alpha$ -**bend multigraph** (resp.,  $\alpha$ -**arc multigraph**). See Fig. 2 for examples. For a finite set  $P \subset \mathbb{R}^2$ , denote by  $M_a(P, \alpha)$  and  $M_b(P, \alpha)$ , resp., the maximum number of edges in an  $\alpha$ -arc graph and an  $\alpha$ -bend graph. Similarly, the maximum number of edges in an  $\alpha$ -arc and  $\alpha$ -bend multigraph is denoted by  $M_a^\parallel(P, \alpha)$  and  $M_b^\parallel(P, \alpha)$ , respectively. It may be hard to compute  $M_a(P, \alpha)$ ,  $M_b(P, \alpha)$ ,  $M_a^\parallel(P, \alpha)$ , and  $M_b^\parallel(P, \alpha)$ , for a given point set  $P$  and a given angle  $\alpha \in (0, \pi)$ ; see Problem 19 in Section 6.

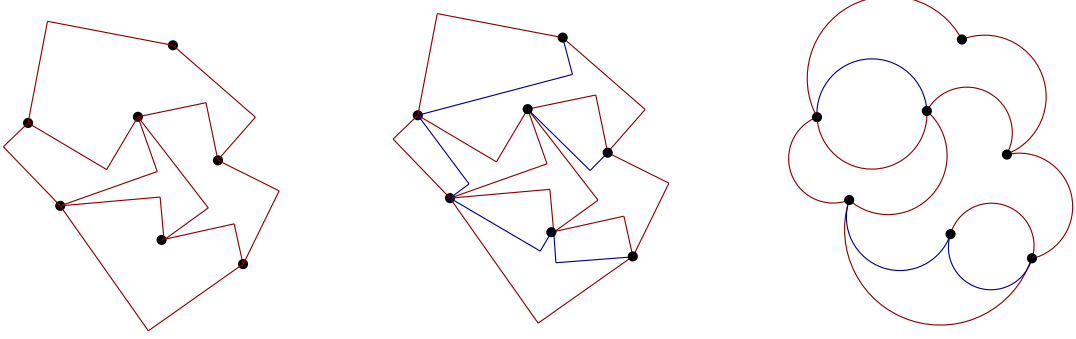


Figure 2: A  $\frac{\pi}{2}$ -bend graph, a  $\frac{\pi}{2}$ -bend multigraph, and a  $\frac{\pi}{2}$ -arc multigraph

For  $n \in \mathbb{N}$ , let  $M_a(n, \alpha) = \sup_{|P|=n} M_a(P, \alpha)$ , and define  $M_b(n, \alpha)$ ,  $M_a^\parallel(n, \alpha)$  and  $M_b^\parallel(n, \alpha)$  analogously. Our bounds on these quantities are in Table 1.

Table 1: Overview of results for  $n \geq 3$  (without assuming general position).

Angle	$\alpha \rightarrow 0$	$\alpha \in (0, \frac{\pi}{2}]$	$\alpha \in (\frac{\pi}{2}, \frac{2\pi}{3}]$	$\alpha \in [\frac{5\pi}{5}, \frac{5\pi}{6}]$	$\alpha \in (\frac{2\pi}{3}, \pi)$	$\alpha \rightarrow \pi$
$M_a(n, \alpha)$	$2n - 3$	$2n - 3 \leq \cdot \leq 3n - 6$	$3n - 6$	$3n - 6$	$3n - 6$	$3n - 6$
$M_b(n, \alpha)$	$3n - 6$	$3n - 6$	$3n - 6$	$3n - 6$	$3n - 6$	$3n - 6$
$M_a^\parallel(n, \alpha)$	$2n - 2$	$2n - 2 \leq \cdot \leq 4n - 6$	$4n - 6$	$4n - 6$	$6n - O(\sqrt{n})$	$6n - 12$
$M_b^\parallel(n, \alpha)$	$4n - 6$	$4n - 6$	$4n - 6$	$6n - O(\sqrt{n})$	$6n - O(\sqrt{n})$	$6n - 12$

**Motivation: RAC and  $\alpha AC^\perp$  Drawings.** A **right angle crossing drawing** (or *RAC* drawing, for short) of a graph  $G = (V, E)$  is a drawing in which edges are polylines and crossing edges meet at angle  $\frac{\pi}{2}$ . A  **$\text{RAC}_b$  drawing** is a RAC drawing where every edge is drawn as a polyline with  $b$  bends; and a graph  $G = (V, E)$  is a  **$\text{RAC}_b$  graph** if it admits such a drawing. Didimo et al. [DEL11] proved that a  $\text{RAC}_0$ -graph on  $n \geq 3$  vertices has at most  $4n - 10$  edges, and this bound is the best possible; see also [DGMW11]. They also showed that every graph is a  $\text{RAC}_3$  graph. Angelini et al. [ABFK20] proved that an  $n$ -vertex  $\text{RAC}_1$  graph has at most  $5.5n - O(1)$  edges, and this bound is asymptotically tight. Arikushi et al. [AFK<sup>+</sup>12] showed that an  $n$ -vertex  $\text{RAC}_2$  graph has at most  $74.2n$  edges, which was recently improved to  $20n$  [T23], and is conjectured to be  $10n - O(1)$  [ABK<sup>+</sup>23]. Refer to the surveys [Did20, DLM19] for an overview on RAC drawings and their relatives.

Dujmović et al. [DGMW11] extended the notion of RAC drawings to drawings where the crossing edges meet at an angle greater than some  $\alpha$ , for  $\alpha \in (0, \frac{\pi}{2})$ , and call such drawings  **$\alpha$  angle crossing**

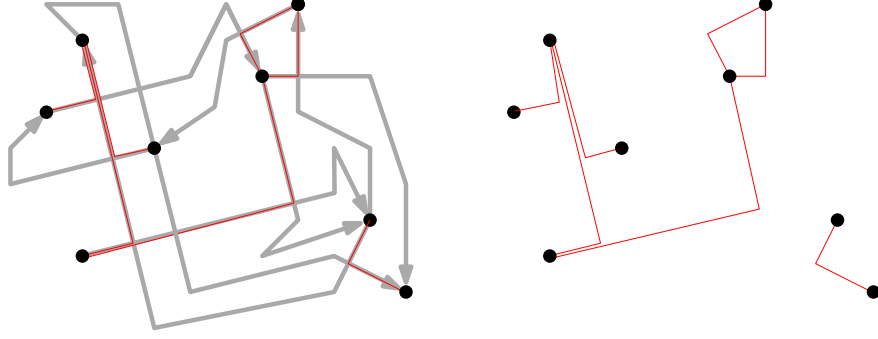


Figure 3: Left: A  $\text{RAC}_2$  drawing of a graph  $G = (V, E)$  and the red graph  $(V, \Gamma)$ . Right: Perturbation of overlapping red edges yields a  $\frac{\pi}{2}$ -bend multigraph.

**drawings** ( $\alpha AC$  drawings, for short). They proved that an  $n$ -vertex graph with a straight-line  $\alpha AC$  drawing has at most  $\frac{\pi}{\alpha}(3n - 6)$  edges. Ackerman et al. [AFT12] defined  $\alpha AC_b^-$  **graphs**, which are graphs that can be drawn such that the edges are polylines with at most  $b$  bends per edge and every crossing occurs exactly at angle  $\alpha$ . They proved that  $n$ -vertex  $\alpha AC_1^-$  and  $\alpha AC_2^-$  graphs have  $O(n)$  edges for any  $\alpha \in (0, \frac{\pi}{2}]$ . In an  $\alpha AC_1^-$  drawing, each edge is a polyline with two **segments** that are also called **end-segments**. In an  $\alpha AC_2^-$  drawing, each edge is a polyline with three segments: Two **end-segments** incident to the vertices, and one **middle segment**.

The main technical tool in the proofs by Ackerman et al. [AFT12] were  $\alpha$ -bend graphs, although they did not use this terminology. For example, suppose that we are given an  $\alpha AC_2^-$ -drawing of a directed graph  $G = (V, E)$  in which the edge directions determine a *first* and a *last* end-segment, and suppose that all crossings are between first and last end-segments; see Fig. 3. We can create the multigraph  $(V, \Gamma)$ , called the *red graph*, as follows: If the first end-segment  $s$  of some edge crosses any other edge, then we create an edge  $\gamma(s) \in \Gamma$  as a directed path in the planarization of the  $\alpha AC_2^-$ -drawing: The path  $\gamma(s)$  starts from the (unique) vertex in  $V$  incident to  $s$ , then follows  $s$  until its first crossing with the end-segment  $s'$  of some other edge, and then it follows  $s'$  to the (unique) vertex in  $V$  incident to  $s'$ . Each edge of the red graph is an  $\alpha$ -bend or a  $(\pi - \alpha)$ -bend edge. The edges of  $(V, \Gamma)$  do not cross—they may partially overlap, but they can be perturbed to remove overlaps. Thus  $(V, \Gamma)$  is the union of two plane multigraphs: an  $\alpha$ -bend and a  $(\pi - \alpha)$ -bend multigraph.

Ackerman et al. [AFT12] proved that every  $n$ -vertex  $\alpha AC_1^-$ -graph has at most  $27n$  edges for  $\alpha \in (0, \frac{\pi}{2}]$ . We improve this bound to  $21n - 36$  for  $n \geq 3$  (Theorem 18) using the bound  $M_b^\parallel(n, \alpha) \leq 4n - 6$  for  $\alpha \in (0, \frac{2\pi}{3}]$  (Theorem 11), applied to a red  $\alpha$ -bend or  $(\pi - \alpha)$ -bend multigraph. This is the first improvement on the size of  $\alpha AC_1^-$ -graphs in more than a decade.

**Further Related Previous Work.** Angle constraints in graph drawing have been considered since the 1980s. Vijayan [Vij86] introduced *angle graphs*, which are graphs such that at every vertex, the rotation of incident edges as well as the angles between consecutive edges in the rotation are given, and asked whether a given angle graph can be realized by a straight-line drawing (possibly with crossings). Planarity testing for angle graphs is NP-hard [BFK19, Gar98], but there is a linear-time algorithm for triangulations (with a triangular outer face) [DV96]. Note that a realization of an angle graph may have crossing edges: Efrat et al. [EFKT22] showed that for cycles, one can find a realization with the minimum number of crossings. Importantly, the edges of an angle graph are

realized by straight-line segments. In contrast, we consider graphs with one-bend or circular arc edges of a fixed angle, however the angles between adjacent edges are unconstrained.

Circular arcs and one-bend polylines are among the most popular graph drawing styles. In general, both drawing styles allow more flexibility than straight-line drawings. For example, there are universal point sets of size  $O(n)$  for planar  $n$ -vertex graphs if the edges are drawn as circular arcs [AEF<sup>+</sup>14] or as one-bend polylines [ELLW10], even if the bend points are restricted to the universal point set [LT15], while the current best universal point set for straight-line embeddings is of size  $n^2/2$  [BCDE14]. Chaplick et al. [CFKW20] showed that an  $n$ -vertex RAC drawing with circular arc edges can have  $4.5n - O(\sqrt{n})$  edges, as opposed to at most  $4n - 10$  edges in a straight-line RAC drawing. Refer to the surveys [Did20, DLM19] for a variety of results on RAC drawings.

One-bend polylines and circular arcs lose most of their competitive advantage against straight-line drawings if the angle  $\alpha$  is fixed. A small angle  $\alpha > 0$  may even be a disadvantage. Our objective is to obtain quantitative bounds to compare planar straight-line graphs to  $\alpha$ -bend and  $\alpha$ -arc graphs and multigraphs.

## 2 Preliminaries

We show that the multiplicity of any edge in a  $\alpha$ -bend and an  $\alpha$ -arc graph is at most two.

**Proposition 1.** *For every  $\alpha \in (0, \pi)$  and every pair of points  $a, c \in \mathbb{R}^2$ , a plane  $\alpha$ -bend (resp.,  $\alpha$ -arc) multigraph contains at most two edges between  $a$  and  $c$ , at most one in each halfplane bounded by the line  $ac$ .*

*Proof.* Let  $\alpha \in (0, \pi)$ , and let  $a$  and  $c$  be distinct points in the plane. There are precisely two circular arcs of central angle  $\pi - \alpha$  between  $a$  and  $c$ , which lie in distinct halfplanes bounded by the line  $ac$ . Hence there are at most two  $\alpha$ -arc edges between  $a$  and  $c$ . Every  $\alpha$ -bend edge between  $a$  and  $c$  is a polyline  $(a, b, c)$  where the bend point  $b$  is on an  $\alpha$ -arc edge between  $a$  and  $c$ . However, if  $(a, b_1, c)$  and  $(a, b_2, c)$  are  $\alpha$ -bend edges, then  $b_1$  and  $b_2$  lie on distinct  $\alpha$ -arcs between  $a$  and  $c$ , otherwise the two  $\alpha$ -bend edges would cross: Indeed, assume w.l.o.g. that the points  $a, b_1, b_2, c$  are in this order along the same circular arc from  $a$  to  $c$ . Then the line segments  $ab_2$  and  $b_1c$  cross, hence the two  $\alpha$ -bend edges cross.  $\square$

It is easy to find the maximum number of edges for collinear points.

**Proposition 2.** *For every set  $P$  of  $n \geq 3$  collinear points, we have*

1.  $M_b(P, \alpha) = 3n - 6$  and  $M_b^\parallel(P, \alpha) = 4n - 6$  for all  $\alpha \in (0, \pi)$ ;
2.  $M_a(P, \alpha) = 3n - 6$  and  $M_a^\parallel(P, \alpha) = 4n - 6$  for all  $\alpha \in [\frac{\pi}{2}, \pi)$ ;
3.  $M_a(P, \alpha) = 2n - 3$  and  $M_a^\parallel(P, \alpha) = 2n - 2$  for all  $\alpha \in (0, \frac{\pi}{2})$ .

*Proof.* Assume w.l.o.g. that  $P = \{p_1, \dots, p_n\}$  is a set of  $n$  points on the  $x$ -axis sorted by increasing  $x$ -coordinates.

**Upper Bounds.** By definition,  $\alpha$ -arc and  $\alpha$ -bend graphs are simple planar graphs. By Euler's polyhedron formula,  $M_a(P, \alpha) \leq 3n - 6$  and  $M_b(P, \alpha) \leq 3n - 6$ . Suppose that multiple edges are allowed. By Proposition 1, the edges in each halfplane form a simple graph. Since all vertices are

on the boundary of both halfplanes, the edges in each halfplane form an outerplanar graph each with at most  $2n - 3$  edges. This proves  $M_a^\parallel(P, \alpha) \leq 4n - 6$  and  $M_b^\parallel(P, \alpha) \leq 4n - 6$  for all  $\alpha \in (0, \pi)$ .

It remains to consider  $\alpha$ -arc graphs and multigraphs for  $\alpha \in (0, \frac{\pi}{2})$ . Recall that an  $\alpha$ -arc edge is a circular arc between two points with central angle  $2(\pi - \alpha)$ . Note that  $2(\pi - \alpha) \in (\pi, 2\pi)$  for  $\alpha \in (0, \frac{\pi}{2})$ , thus an  $\alpha$ -arc edge is more than a halfcircle. Let  $G = (V, E)$  be an  $\alpha$ -arc multigraph, and let  $G^+ = (V, E^+)$  and  $G^- = (V, E^-)$  be the subgraphs formed by the edges in the upper and lower halfplane, respectively. If  $i < j < k$  and  $\alpha \in (0, \frac{\pi}{2})$ , then the  $\alpha$ -arc edges  $p_i p_j$  and  $p_j p_k$  would cross if they are both in the upper halfplane (or both in the lower halfplane). Consequently, in both  $G^+$  and  $G^-$ , each vertex is either to the left or to the right of all of its neighbors. It follows that neither  $G^+$  nor  $G^-$  can contain cycles, hence they each have at most  $n - 1$  edges. This implies  $M_a^\parallel(P, \alpha) \leq 2n - 2$  for all  $\alpha \in (0, \frac{\pi}{2})$ . Note that if  $G$  is a simple graph, then  $G^+$  and  $G^-$  cannot both contain the edge  $p_1 p_n$ . Assume w.l.o.g. that  $G^-$  does not contain the edge  $p_1 p_n$ . Then  $G^-$  cannot contain any path from  $p_1$  to  $p_n$ , consequently it is a forest with at least two components, and so it has at most  $n - 2$  edges. This yields the upper bound  $M_a(P, \alpha) = 2n - 3$  for  $\alpha \in (0, \frac{\pi}{2})$ .

**Lower Bound Constructions.** We start with  $\alpha$ -arc graphs. For  $\alpha \in [\frac{\pi}{2}, \pi)$ , an  $\alpha$ -arc edge  $p_i p_j$  is an  $x$ -monotone arc that lies in the vertical strip bounded by the vertical lines through  $p_i$  and  $p_j$ . Add  $\alpha$ -arc edges  $p_i p_{i+1}$  for all  $i = 1, \dots, n - 1$  and edges  $p_1 p_j$  for all  $j = 2, \dots, n$  in the upper halfplane; and edge  $p_j p_n$  for all  $j = 2, \dots, n - 2$  in the lower halfplane. This yields  $(n - 1) + (n - 2) + (n - 3) = 3n - 6$  edges; see the red edges in Fig. 4 (left). We can augment this construction to an  $\alpha$ -arc multigraph by adding  $\alpha$ -arc edges  $p_i p_{i+1}$  for all  $i = 1, \dots, n - 1$  and the edge  $p_i p_n$  in the lower halfplane as well. This yields an  $\alpha$ -arc multigraph with  $(3n - 6) + n = 4n - 6$  edges; see Fig. 4 (left).

For  $\alpha \in (0, \frac{\pi}{2})$ , we construct an  $\alpha$ -arc graph with  $2n - 3$  edges as follows. In the upper halfplane, we use the star formed by  $p_1 p_i$  for all  $i = 2, \dots, n$ ; and in the lower halfplane, the star formed by  $p_j p_n$  for all  $j = 2, \dots, n - 2$ . For an  $\alpha$ -arc multigraph with  $2n - 4$  edges, we add the edge  $p_1 p_n$  in the lower halfplane as well. Both are subgraphs of the constructions in Fig. 4 (left).

We can construct an  $\alpha$ -bend graph with  $3n - 6$  edges and an  $\alpha$ -bend multigraph with  $4n - 6$  edges by connecting the same pair of vertices for any  $\alpha \in (0, \pi)$ . We describe the construction in three steps: (1) Draw all  $\alpha$ -arc edges described above (these edges may cross for  $\alpha < \pi/2$ ). (2) For each  $\alpha$ -arc  $p_i p_j$ , create an  $\alpha$ -bend polyline  $(p_i, b, p_j)$  such that  $b$  is the midpoint of the  $\alpha$ -arc, which implies that  $\Delta(p_i b p_j)$  is an isosceles triangle. Such an  $\alpha$ -bend edge  $p_i p_j$  is an  $x$ -monotone arc for any  $\alpha \in (0, \pi)$ . Consequently, these  $\alpha$ -bend edges do not cross, but adjacent edges may partially overlap. (3) We successively perturb the  $\alpha$ -bend edges as follows; see Fig. 4 (right). We perform the perturbation in each halfplane independently. Consider the edges  $p_i p_j$  in the upper (resp., lower) halfplane ordered by nonincreasing length. For an edge  $p_i p_k$ , if both  $p_i p_j$  and  $p_j p_k$  are edges for some  $i < j < k$ , then perturb both  $p_i p_j$  and  $p_j p_k$  by slightly moving their bend points along the corresponding  $\alpha$ -arc towards each other (i.e., counterclockwise and clockwise). The perturbation eliminates the overlap between adjacent edges, and yields an  $\alpha$ -bend graph with  $3n - 6$  edges and an  $\alpha$ -bend multigraph with  $4n - 6$  edges.  $\square$

**Corollary 3.** *For every integer  $n \geq 3$ , we have  $M_b(n, \alpha) = 3n - 6$  for all  $\alpha \in (0, \pi)$ ; and  $M_a(n, \alpha) = 3n - 6$  for all  $\alpha \in [\frac{\pi}{2}, \pi)$ .*

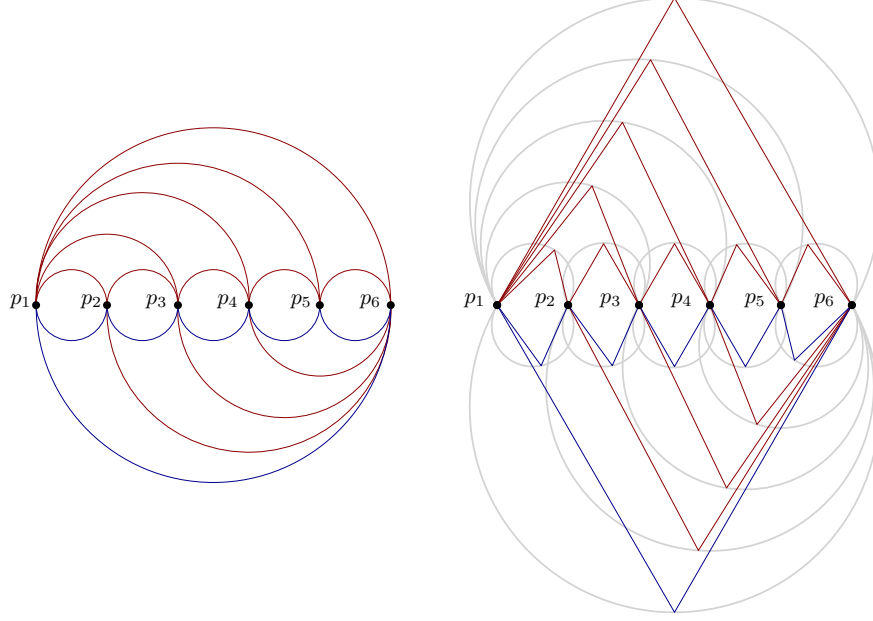


Figure 4: Left: a  $\frac{\pi}{2}$ -arc multigraph with  $4n - 6$  edges; the red edges form a  $\frac{\pi}{2}$ -arc graph with  $3n - 6$  edges. Right: a  $\frac{\pi}{3}$ -bend multigraph with  $4n - 6$  edges; the red edges form a  $\frac{\pi}{3}$ -bend graph with  $3n - 6$  edges. In both examples,  $n = 6$ .

### 3 Asymptotics: Large and Small Angles

In this section, we study the maximum number of edges in  $\alpha$ -bend and  $\alpha$ -arc graphs as the angle  $\alpha$  tends to 0 or  $\pi$ .

#### 3.1 Large Angles

For a sufficiently large  $\alpha$ , the  $\alpha$ -bend and  $\alpha$ -arc edges are similar to straight-line edges.

**Proposition 4.** *For every  $P \subset \mathbb{R}^2$  in general position, there exists a threshold  $\alpha_0 \in (0, \pi)$  such that, for every  $\alpha \in (\alpha_0, \pi)$ , we have  $M_a(P, \alpha) = M_b(P, \alpha) = M(P)$  and  $M_a^\parallel(P, \alpha) = M_b^\parallel(P, \alpha) = 2M(P)$ .*

*Proof.* Let  $G$  be a planar straight-line graph on  $P$  with the maximum number of edges (i.e., with  $M(P)$  edges). Then  $G$  is a triangulation of the convex hull of  $P$ . Let  $\beta$  be the minimum interior angle over all triangular faces of  $G$ , and  $\alpha_1 = \pi - \beta$ . Recall that the bisectors of the interior angles of a triangle  $T$  meet the center  $c(T)$  of the inscribed circle of  $T$ . Subdivide each triangular face  $T$  of  $G$  into three subtriangles by connecting the corners of  $T$  to the center  $c(T)$ . Then each subtriangle incident to two points in  $P$ , and contains an  $\alpha$ -arc edge between them for any  $\alpha \in (\alpha_1, \pi)$ . The outer face of  $G$  is the exterior of  $\text{conv}(P)$ , and it contains an  $\alpha$ -arc edge between any two consecutive vertices of  $\text{conv}(P)$  for any  $\alpha \in (\frac{\pi}{2}, \pi)$ . Furthermore, these  $\alpha$ -arc edges are pairwise noncrossing. Overall, we can find  $2|E(G)| = 2M(P)$  pairwise noncrossing  $\alpha$ -arc edges, which form an  $\alpha$ -arc multigraph on  $P$ . These constructions show that  $M_a^\parallel(P, \alpha) \geq 2M(P)$  and  $M_b^\parallel(P, \alpha) \geq 2M(P)$  for  $\alpha \in (\alpha_1, \pi)$ .

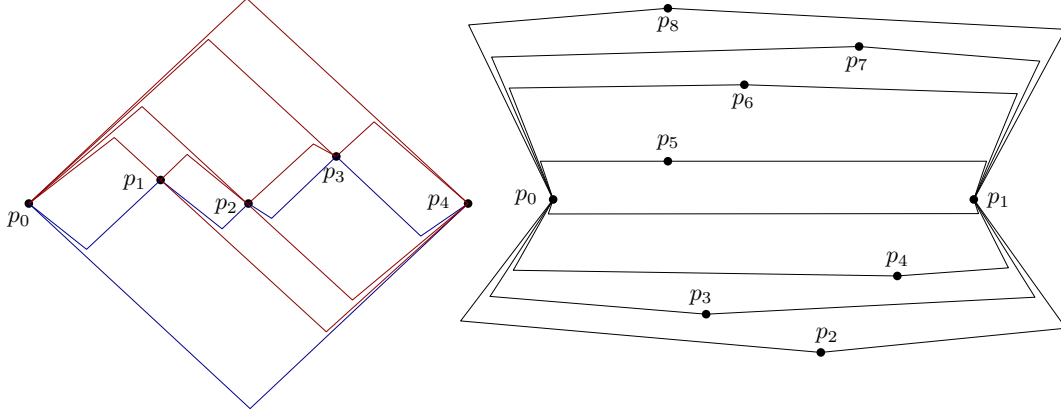


Figure 5: Left: an  $\alpha$ -bend multigraph with  $4n - 6$  edges; the red edges form an  $\alpha$ -bend graph with  $3n - 6$  edges. Right: an  $\alpha$ -bend graph with  $3n - 7 = M(P)$  edges for a point set  $P$  with a quadrilateral convex hull.

By choosing an arbitrary bend point in each  $\alpha$ -arc edge, construct  $2|E(G)| = 2M(P)$  pairwise noncrossing  $\alpha$ -bend edges. By deleting double edges, we also obtain  $\alpha$ -arc and  $\alpha$ -bend graphs with  $|E(G)| = M(P)$  edges. Consequently,  $M_a(P, \alpha) \geq M(P)$  and  $M_b(P, \alpha) \geq M(P)$  for  $\alpha \in (\alpha_1, \pi)$ .

For matching upper bounds, let  $\alpha_2$  be the maximum angle between any two adjacent straight-line edges determined by  $P$ . Then, given any  $\alpha$ -arc graph  $HG$  on  $P$ , the convex hull of any edge  $ab$  does not contain any other vertices in  $P$ . Consequently, we can replace each  $\alpha$ -arc edge in  $H$  with a straight-line edge, and obtain a planar straight-line graph with  $|E(H)|$  edges. This proves  $M_a(P, \alpha) \leq M(P)$  and  $M_b(P, \alpha) \leq M(P)$  for  $\alpha \in (\alpha_2, \pi)$ . For multigraphs, up to two parallel edges could be replaced by a straight-line edge by Proposition 1, consequently  $M_a^\parallel(P, \alpha) \geq 2M(P)$  and  $M_b^\parallel(P, \alpha) \geq 2M(P)$  for  $\alpha \in (\alpha_2, \pi)$ .

Overall, we put  $\alpha_0 = \max\{\alpha_1, \alpha_2\}$ , and then for all  $\alpha \in (\alpha_0, \pi)$ , we have  $M_a(P, \alpha) = M_b(P, \alpha) = M(P)$  and  $M_a^\parallel(P, \alpha) = M_b^\parallel(P, \alpha) = 2M(P)$ .  $\square$

### 3.2 Small Angles

In the other end of the spectrum, for sufficiently small  $\alpha > 0$ , both  $M_b(P, \alpha)$  and  $M_b^\parallel(P, \alpha)$  have the same behavior as for collinear points.

**Proposition 5.** *For every set  $P$  of  $n$  points in the plane, there exists a threshold  $\alpha_0 \in (0, \pi)$  such that for all  $\alpha \in (0, \alpha_0)$ , we have  $M_b(P, \alpha) = 3n - 6$  and  $M_b^\parallel(P, \alpha) = 4n - 6$ .*

*Proof.* By applying a rotation, if necessary, we may assume that the points in  $P$  have distinct  $x$ -coordinates. Let  $P = \{p_0, \dots, p_{n-1}\}$  be sorted by (increasing)  $x$ -coordinate. Let  $\alpha_0$  be the minimum angle between a vertical line and a segment  $p_{i-1}p_i$  for  $i = 1, \dots, n - 1$ . Now for any angle  $\alpha \in (0, \alpha_0)$ , we can follow the argument in the proof of Proposition 2; see Fig. 5 (left). The  $x$ -monotone path  $(p_0, \dots, p_{n-1})$  plays the role of the  $x$ -axis: It separates upper and lower edges. We initially draw each  $\alpha$ -bend edge  $p_i p_j$  so that its two segments have slopes  $\pm \cot \frac{\alpha}{2}$ , and then perturb overlapping edges as in the proof of Proposition 2.  $\square$

For points in general position and for  $\alpha$ -bend graphs, we can take the threshold  $\alpha_0$  in Proposition 5 to be  $\frac{\pi}{2}$ ; see Fig. 5 (right).

**Proposition 6.** *For every set  $P \subset \mathbb{R}^2$  of  $n \geq 3$  points in general position, and for every  $\alpha \in (0, \frac{\pi}{2}]$ , we have  $M_b(P, \alpha) \geq 3n - 7$  and  $M_b(P, \alpha) \geq M(P)$ .*

*Proof.* Let  $\{p_0, p_1\} \subset P$  be a diametric pair of points, which maximizes the pairwise distances in  $P$ . By applying a rotation, if necessary, we may assume that the line segment  $p_0p_1$  is horizontal. Since  $P$  is in general position, no two points in  $P \setminus \{p_0, p_1\}$  have the same  $y$ -coordinate. Label the points in  $P$  such that  $p_0$  is the leftmost point,  $p_1$  is the rightmost point, and  $P \setminus \{p_0, p_1\} = \{p_2, \dots, p_{n-1}\}$  sorted in increasing  $y$ -coordinates; see Fig. 5 (right).

We construct an  $\alpha$ -bend graph on  $P$  as follows. For all  $i \in \{2, \dots, n-1\}$ , add  $\alpha$ -bend edges  $p_0p_i$  and  $p_i p_1$  such that the edge segments incident to  $p_i$  are horizontal, and lie to the left and right of  $p_i$ , respectively. Since  $\alpha \in (0, \frac{\pi}{2}]$ , then the edge segments incident to  $p_0$  lie in the closed halfplane left of  $p_0$ ; and the edge segments incident to  $p_1$  lie to the right of  $p_1$ . Note also that the edge segments incident to  $p_0$  and  $p_1$  may overlap: We perturb these edges to maintain  $\alpha$ -bend edges, but eliminate the overlap (as a result, the edge segments incident to  $p_i$  are no longer horizontal, but almost horizontal). Add the edge  $p_0p_1$  as well, where the edge segment incident to  $p_0$  is almost horizontal, and the edge segment incident to  $p_1$  is very short. We have added  $2(n-2) + 1 = 2n - 3$  edges so far.

For all  $i \in \{2, \dots, n-3\}$ , if both  $p_i$  and  $p_{i+1}$  are on the same side of the horizontal line  $p_0p_1$ , then we add an  $\alpha$ -bend edge  $p_i p_{i+1}$  in the horizontal strip between  $p_i$  and  $p_{i+1}$ . The edge segment incident to  $p_i$  should almost horizontal (but disjoint from the edges  $p_0p_i$  and  $p_1p_i$ ), and on the same side (left or right) of  $p_i$  that contains  $p_{i+1}$ . This determines the direction of the edge segment incident to  $p_{i+1}$ . There is at most one  $i \in \{2, \dots, n-3\}$  such that  $p_i$  and  $p_{i+1}$  are on opposite sides of the line  $p_0p_1$ , so we add at least  $n - 4$  edges. We obtain an  $\alpha$ -bend graph with  $(2n - 3) + (n - 4) = 3n - 7$  edges. This proves that  $M(P, \alpha) \geq 3n - 8$ .

If the convex hull of  $P$  contains 4 or more points, then  $M(P) \leq 3n - 7$ , consequently  $M(P, \alpha) \geq M(P)$ . Suppose that the convex hull of  $P$  is a triangle. Then  $p_0p_1$  is one side of the triangle, and all other points lie on one side of the line  $p_0p_1$ . In this case, we add edges  $p_i p_{i+1}$  for all  $i \in \{2, \dots, n-3\}$ , and we obtain an  $\alpha$ -bend graph with  $(2n - 3) + (n - 3) = 3n - 6 = M(P)$  edges.  $\square$

For circular arcs, the number of edges goes down to 2 as  $\alpha$  tends to zero.

**Proposition 7.** *For every finite  $P \subset \mathbb{R}^2$  in general position, there exists a threshold  $\alpha_0 \in (0, \pi)$  such that, for every  $\alpha \in (0, \alpha_0)$ , we have  $M_a(P, \alpha) = 1$  and  $M_a^\parallel(P, \alpha) = 2$ .*

*Proof.* Let  $P \subset \mathbb{R}^2$  be a set of  $n$  points in general position, let  $W$  be the set of intersection points of the  $\binom{n}{2}$  lines spanned by  $P$ . Let  $\varepsilon > 0$  be so small that the  $\varepsilon$ -radius disks centered at the points in  $W$  are pairwise disjoint, and let  $D$  be a large disk that contains the  $\varepsilon$ -disks centered at all points in  $W$ . Finally, let  $\alpha_0$  be so small that for every point pair  $\{p, q\} \subset P$ , the intersection of disk  $D$  and the circle containing an  $\alpha_0$ -arc edge is in the  $\varepsilon$ -neighborhood of the line spanned by  $pq$ . Note that the same property holds for  $\alpha$ -arc edges for all  $\alpha \in (0, \alpha_0)$ .

For the lower bound, it is clear that an  $\alpha$ -arc graph can contain any one  $\alpha$ -arc edge  $pq$ , and an  $\alpha$ -arc multigraph can contain any  $\alpha$ -arc double-edge  $pq$ . For the upper bound, suppose to the contrary, that  $\alpha \in (0, \alpha_0)$  and a plane  $\alpha$ -arc graph  $G$  contains two  $\alpha$ -arc edges  $p_1q_1$  and  $p_2q_2$ , where  $\{p_1, q_1\} \neq \{p_2, q_2\}$ . The circles containing the  $\alpha$ -arc edges  $p_1q_1$  and  $p_2q_2$  cross at some point in the



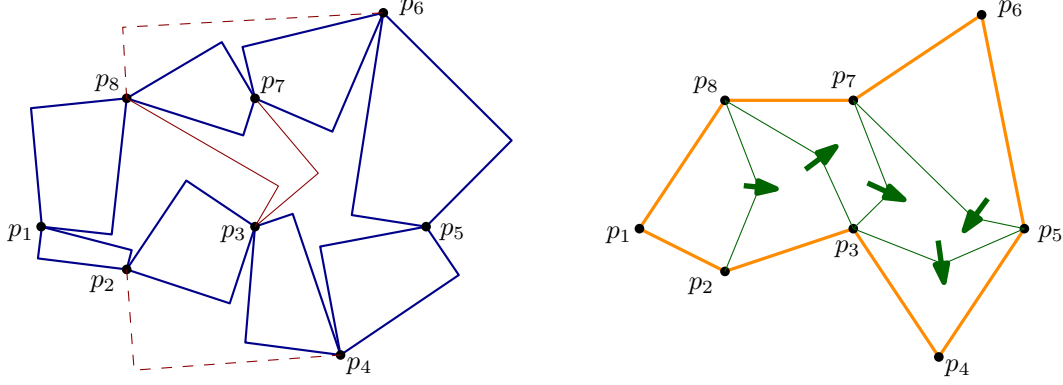


Figure 6: Left: a cycle of double edges  $C = (p_1, \dots, p_m)$ , with two internal and two external diagonals. Right: The corresponding polygon  $\overline{C}$ , a triangulation of  $\overline{C}$  with one-bend edges, and the directions of the dual edges.

$\varepsilon$ -neighborhood of the intersection point of lines  $p_1q_1$  and  $p_2q_2$ , which is in  $D$ . Consequently they also cross at another point, say  $x$ , outside of  $D$ . The point  $x$  lies on both  $\alpha$ -arc edges, and so these edges cross, contradicting the assumption that  $G$  is a plane graph.  $\square$

A combination of Propositions 2 and 7 yields the following.

**Corollary 8.** *For every finite  $P \subset \mathbb{R}^2$ , where the maximum number of collinear points is  $k$ , there exists a threshold  $\alpha_0 \in (0, \pi)$  such that, for every  $\alpha \in (0, \alpha_0)$ , we have  $M_a(P, \alpha) = 2k - 3$  and  $M_a^\parallel(P, \alpha) = 2k - 2$ .*

## 4 The Size of $\alpha$ -Bend and $\alpha$ -Arc Multigraphs

Let  $G$  be an  $\alpha$ -bend multigraph. The union of two parallel edges between vertices  $a$  and  $b$  is a closed curve that contains the line segment  $ab$  in its interior by Proposition 1. Let  $\overline{G}$  denote the straight-line graph comprising a straight-line edge for each double edge in  $G$ . A *lens* of  $G$  is the interior of the closed curve formed by two parallel edges. A lens is *empty* if it does not contain any vertex of  $G$ . Note that if all double edges in  $G$  form empty lenses, then  $\overline{G}$  is a planar straight-line graph.

**Lemma 9.** *For  $\alpha \in (0, \frac{2\pi}{3}]$ , let  $G$  be an  $\alpha$ -bend multigraph where every double edge is an empty lens, and let  $C = (p_1, \dots, p_m)$  be a cycle of double edges. Then the edges of  $G$  in the (straight-line) polygon  $\overline{C}$  do not contain a triangulation of  $C$ . (In particular,  $G$  does not contain any 3-cycle of double edges, and there is no diagonal in a 4-cycle of double edges.)*

*Proof.* Suppose, for contradiction, that  $C = (p_1, \dots, p_m)$  is a cycle of double edges and the edges of  $G$  in the (straight-line) polygon  $\overline{C}$  form a triangulation of  $C$ ; see Fig. 6. Let  $pq$  be an edge in  $C$ . Then two closed curves pass through  $p$  and  $q$ : An empty lens formed by two  $\alpha$ -bend edges, and the straight-line cycle  $\overline{C}$ . These curves can cross only at  $p$  and  $q$ . The straight-line segment  $pq$  is in the interior of the empty lens, and all vertices of  $\overline{C}$  are in its exterior. Consequently, one of the  $\alpha$ -bend edges between  $p$  and  $q$  lies in the interior of  $\overline{C}$ .

Let  $T$  be a dual graph of the triangulation of  $\overline{C}$ , where the nodes correspond to triangles, and two nodes are adjacent if the corresponding triangles share an edge. The dual graph is a tree  $T$ . We define an orientation on the edges of  $T$  as follows. Consider two adjacent triangles,  $t_1$  and  $t_2$ , that share an edge  $p_i p_j$ . Direct the edge as  $(t_1, t_2)$  if and only if the  $\alpha$ -bend edge  $p_i p_j$  and triangle  $t_2$  are on the same halfplane of line  $p_i p_j$ . Every directed tree contains a sink. Let  $t = \Delta(p_i p_j p_k)$  be a sink.

From the discussion above, the straight-line triangle  $\Delta(p_i p_j p_k)$  contains three  $\alpha$ -bend edges:  $p_i p_j$ ,  $p_j p_k$ , and  $p_k p_i$ . The concatenation of these edges is a simple hexagon  $H$  (formed by three vertices and three bend points). At every bend point the interior angle of  $H$  is  $2\pi - \alpha > 2\pi - \frac{2\pi}{3} = \frac{4\pi}{3}$ . The sum of these three interior angles is greater than  $4\pi$ . The sum of all interior angles of a hexagon, however, is at most  $(6 - 2)\pi = 4\pi$ : a contradiction.  $\square$

**Lemma 10.** *For  $\alpha \in (0, \frac{2\pi}{3}]$ , let  $G$  be an  $\alpha$ -bend multigraph on  $n \geq 3$  vertices where every double edge is an empty lens. Then  $G$  has at most  $4n - 7$  edges.*

*Proof.* If the double edges do not form any cycle, then there are at most  $n - 1$  double edges, hence  $G$  has at most  $(3n - 6) + (n - 1) = 4n - 7$  edges, as required. Assume now that  $G$  contains a cycle of double edges.

Consider the graph  $\overline{G}$  (where each straight-line edge represents a double edge in  $G$ ). By Lemma 9,  $\overline{G}$  is triangle-free. By Euler's polyhedron formula, if  $\overline{G}$  has  $f$  bounded faces, it has  $n + f - 1$  edges. That is,  $G$  has  $n + f - 1$  double edges. By Lemma 9, each bounded face of  $\overline{G}$  contains a face of  $G$  with 4 or more vertices. By replacing the  $n + f - 1$  double edges with single edges, and triangulating each face that has 4 or more vertices, we obtain a triangulation  $T$ . Note that  $T$  may have parallel edges in the interior and exterior of a face  $f$ , but parallel edges cannot form an empty lens, and so  $T$  has at most  $3n - 6$  edges. Consequently,  $|E(G)| - (n + f - 1) + f \leq 3n - 6$ , which yields  $|E(G)| \leq 4n - 7$ , as claimed.  $\square$

**Theorem 11.** *For  $\alpha \in (0, \frac{2\pi}{3}]$  and  $n \geq 2$ , we have  $M_b^\parallel(n, \alpha) \leq 4n - 6$ .*

*Proof.* We proceed by induction on  $n$ . The base case  $n = 2$  trivially follows from Proposition 1. Let  $G$  be an  $\alpha$ -bend graph on  $n > 2$  vertices, and assume that the theorem holds for every subgraph of  $G$  on fewer than  $n$  vertices. If all double edges are empty-lenses, then  $|E(G)| \leq 4n - 7$  by Lemma 10. Otherwise, delete all vertices that lie in the interior of a lens (i.e., a cycle formed by double edges), and let  $G'$  be the induced subgraph of the remaining  $n' \geq 2$  vertices. Then  $G'$  has at most  $4n' - 7$  edges by Lemma 10 if  $n' \geq 3$ ; and at most  $2 = 4n' - 6$  by Proposition 1 if  $n' = 2$ . In both cases,  $G'$  has at most  $4n' - 6$  edges.

Note that the lenses of a plane multigraph form a laminar system (i.e., two lenses are either disjoint or one contains the other), and so the maximal lenses of  $G$  are pairwise disjoint. If  $L_1, \dots, L_k$  are the maximal lenses that contain  $n_1, \dots, n_k$  vertices in their interior, then  $n = n' + \sum_{i=1}^k n_i$ . For  $i = 1, \dots, k$  let  $G_i$  denote the subgraph induced by all vertices inside and on the boundary of  $L_i$ . The boundary of the lens contains two vertices and two (parallel) edges. In particular  $G_i$  has  $n_i + 2$  vertices. It has at most  $4(n_i + 2) - 6 = 4n_i + 2$  edges by induction, but two of these edges are already included in  $G'$ . Consequently,  $|E(G)| = |E(G')| + \sum_{i=1}^k 4n_i \leq (4n' - 6) + 4 \sum_{i=1}^k n_i = 4n - 6$ , as claimed.  $\square$

When  $\alpha \in (\frac{2\pi}{3}, \pi)$ , then  $M_b^\parallel(n, \alpha)$  is close to the trivial upper bound of  $6n - 12$ , established by Proposition 1.

**Proposition 12.** For  $\alpha \in (\frac{2\pi}{3}, \pi)$ , we have  $M_b^\parallel(n, \alpha) \geq 6n - O(\sqrt{n})$ .

*Proof.* Let  $n$  points be arranged in a section of a triangular grid. The unit-length edges form a plane graph, with  $3n - O(\sqrt{n})$  edges, where all bounded faces are equilateral triangles. We can replace each unit-length edge by two  $\alpha$ -bend edges, which form an empty lens, such that the two segments of each edge have equal length. Each equilateral triangle contains three  $\alpha$ -bend edges, which are crossing-free. This yields a plane  $\alpha$ -bend multigraph with  $6n - O(\sqrt{n})$  edges.  $\square$

For  $\alpha$ -arc multigraphs, Lemma 10, Theorem 11, and Proposition 12 carry over with essentially the same proof, but the angle threshold increases from  $\alpha \leq \frac{2\pi}{3}$  to  $\alpha \leq \frac{5\pi}{6}$ , as a triangle  $\Delta(p_1 p_2 p_3)$  cannot contain three  $\alpha$ -arc edges between its vertices for  $\alpha \leq \frac{5\pi}{6}$ . We summarize the result and omit the details.

**Theorem 13.** For  $\alpha \in (0, \frac{5\pi}{6}]$  and  $n \geq 2$ , we have  $M_a^\parallel(n, \alpha) \leq 4n - 6$ . For  $\alpha \in (\frac{5\pi}{6}, \pi)$ , we have  $M_a^\parallel(n, \alpha) \geq 6n - O(\sqrt{n})$ .

## 5 Applications to $\alpha AC_1^\perp$ Graphs

Ackerman et al. [AFT12] proved that every  $n$ -vertex  $\alpha AC_1^\perp$  graph has at most  $27n$  edges, for every  $\alpha \in (0, \frac{\pi}{2}]$ . More precisely, they proved an upper bound of  $24.5n$  if  $\alpha \neq \frac{\pi}{3}$  and  $27n$  if  $\alpha = \frac{\pi}{3}$ . We improve these bounds to  $18.5n$  and  $21n$ , resp., using the same general strategy combined with Theorem 11 from Section 4. For  $\alpha = \frac{\pi}{2}$  (i.e., for  $RAC_1$ -graphs), however, an asymptotically tight bound of  $5.5n - O(1)$  is known [ABFK20]. We recall Lemma 2.1 from [AFT12].

**Lemma 14** (Ackerman et al. [AFT12]). Let  $\alpha \in (0, \frac{\pi}{2}]$  and let  $S$  be a finite set of line segments in the plane such that any two segments may cross only at angle  $\alpha$ . Then  $S$  can be partitioned into at most three subsets of pairwise noncrossing segments. Moreover, if  $\frac{\pi}{\alpha}$  is irrational or if  $\frac{\pi}{\alpha} = \frac{p}{q}$ , where  $\gcd(p, q) = 1$  and  $p$  is even,  $S$  can be partitioned into at most two subsets of pairwise noncrossing segments.

The line segments in  $S$  may overlap (i.e., intersect in a line segment of positive length). Crossings between line segments is usually defined as follows: Two segments *cross* if they intersect in a single point that lies in the relative interior of both segments. For the application to  $\alpha AC_1^\perp$  graphs, we relax the definition of crossings: Given a set  $S$  of line segments and a set  $V$  of segment endpoints, two segments in  $S$  *cross* if their intersect in a single point that is not in  $V$ . The following lemma strengthens Lemma 14, and holds under either notion of crossing.

**Lemma 15.** Let  $\alpha \in (0, \frac{\pi}{2}]$  and let  $S$  be a finite set of line segments in the plane such that any two segments may cross only at angle  $\alpha$ . If  $\frac{\pi}{\alpha}$  is irrational or if  $\frac{\pi}{\alpha} = \frac{p}{q}$ , where  $\gcd(p, q) = 1$  and  $2 \mid p$ , then there exists a subset  $S' \subset S$  of pairwise noncrossing segments with  $|S'| \geq \frac{1}{2}|S|$ . Else  $\frac{\pi}{\alpha} = \frac{p}{q}$ , where  $\gcd(p, q) = 1$  and  $p = 2k + 1$  for some  $k \in \mathbb{N}$ , and then there exists a subset  $S' \subset S$  of pairwise noncrossing segments with  $|S'| \geq \frac{k}{2k+1}|S|$ .

*Proof.* If  $\frac{\pi}{\alpha}$  is irrational or if  $\frac{\pi}{\alpha} = \frac{p}{q}$ , where  $\gcd(p, q) = 1$  and  $2 \mid p$ , then the claim follows directly from Lemma 14.

Assume that  $\frac{\pi}{\alpha} = \frac{p}{q}$ , where  $\gcd(p, q) = 1$  and  $p = 2k + 1$  is an odd integer. The *direction* of a segment  $s \in S$ , denoted  $\text{dir}(s)$ , is the minimum counterclockwise angle from the  $x$ -axis to a line

parallel to  $s$ . Note that  $\text{dir}(s) \in [0, \pi)$ . Let  $D = \{\text{dir}(s) : s \in S\}$ , that is, the set of directions of the segments in  $S$ . For each direction  $d \in D$ , let  $S(d) = \{s \in S : \text{dir}(s) = d\}$  be the set of segments of direction  $d$ .

We define a vertex-weighted graph  $G_D = (D, E_D)$ , in which two directions  $d_1, d_2 \in D$  are joined by an edge if and only if they differ by  $\alpha$ ; and the weight of a direction  $d \in D$  is the cardinality of  $S(d)$ . Clearly, the maximum degree of a vertex in  $G_D$  is at most two, and so  $G_D$  is the disjoint union of paths and cycles. Furthermore, if  $d_1, d_2 \in D$  are in the same component of  $G_D$ , then they differ by a multiple of  $\alpha = \frac{q}{p} \cdot \pi$ . Since  $\gcd(p, q) = 1$ , then  $m \cdot \alpha \equiv 0 \pmod{\pi}$  if and only if  $m \equiv 0 \pmod{p}$ . Consequently, every cycle in  $G_D$  is isomorphic to  $C_p = C_{2k+1}$ .

Note that if segment  $s_1, s_2 \in S$  cross, then  $\text{dir}(s_1)$  and  $\text{dir}(s_2)$  are adjacent in  $G_D$ . We can now construct a subset  $S'$  of  $S$ . In each connected component  $H$  of  $G_D$ , we choose a maximum independent set  $I(H)$  as follows. (1) If  $H$  is a path, then it is 2-colorable, and the weight of one of the color classes is at least half of the weight of  $H$ ; let  $I(H)$  be such a color class. (2) If  $H$  is isomorphic to  $C_{2k+1}$ , then it has  $2k+1$  maximum independent sets (each containing  $k$  vertices), and every vertex lies in precisely  $k$  independent sets. By the pigeonhole principle, the weight of an independent set is at least  $\frac{k}{2k+1}$  times the weight of  $H$ ; let  $I(H)$  be such an independent set. Let  $I \subset D$  be the union of independent sets over all components  $H$  of  $G_D$ ; and note that  $I$  is an independent set in  $G_D$ , and its weight is at least  $\frac{k}{2k+1}$  times the weight of  $G_D$ , which is  $|S|$ . Now let  $S'$  be the union of the sets  $S(d)$  for all  $d \in I$ . Clearly, the segments in  $S'$  are pairwise disjoint and  $|S'| \geq \frac{k}{2k+1} |S|$ , as required.  $\square$

**Corollary 16.** *Let  $\alpha \in (0, \frac{\pi}{2}]$  and let  $S$  be a finite set of line segments in the plane such that any two segments may cross only at angle  $\alpha$ . Then there exists a subset  $S' \subset S$  of pairwise noncrossing segments with  $|S'| \geq |S|/3$ .*

**Lemma 17.** *Let  $\alpha \in (0, \frac{\pi}{2}]$ , and let  $G = (V, E)$  be a graph on  $n \geq 3$  vertices that admits an  $\alpha AC_1^-$  drawing such that for every edge  $e \in E$ , both edge segments cross at least one other edge in  $E$ . Then*

- (i)  $|E| \leq 15n - 27$  for all  $\alpha \in (0, \frac{\pi}{2}]$ ;
- (ii)  $|E| \leq 12n - 18$  for  $\alpha \in (0, \frac{\pi}{3})$ ;
- (iii)  $|E| \leq 10n - 15$  if  $\alpha \in (\frac{\pi}{3}, \frac{\pi}{2})$ ; and
- (iv)  $|E| \leq 10n - 18$  if  $\frac{\pi}{\alpha}$  is irrational or  $\frac{\pi}{\alpha} = \frac{p}{q}$ , where  $\gcd(p, q) = 1$  and  $2 \mid p$ .

*Proof.* (i) Let  $S$  be the set of edge segments of all edges in  $E$ ; hence  $|S| = 2|E|$ . For each segment  $s \in S$ , create a directed path  $\gamma(s)$  as follows: Start from the (unique) vertex in  $V$  incident to  $s$ , then follow  $s$  until the first crossing with some other segment  $s'$ , and then follow  $s'$  to the (unique) vertex in  $V$  incident to  $s'$ . Each path  $\gamma(s)$  is either an  $\alpha$ -bend edge or a  $(\pi - \alpha)$ -bend edge. We make three observations: (1) For every  $s \in S$ , the first segment of  $\gamma(s)$  is crossing free; (2) if  $s_1 \neq s_2$ , then  $\gamma(s_1) \neq \gamma(s_2)$ , since the initial segments of the  $\gamma$  paths are distinct; (3) for  $s_1 \neq s_2$ , the paths  $\gamma(s_1)$  and  $\gamma(s_2)$  may correspond to the same undirected polygonal path with opposite directions.

Let  $\Gamma = \{\gamma(s) : s \in S\}$ , and let  $(V, \Gamma)$  be the *red graph*. Let  $\Gamma_1 \subset \Gamma$  be the set of red edges where the second segment crosses some other edge in  $\Gamma$ ; and let  $\Gamma_2 = \Gamma \setminus \Gamma_1$  be the set of red edges where both segments are crossing-free.

Two edges in  $\Gamma_1$  cannot follow the same path in opposite directions because the first segment of every red edge is crossing-free. Let  $S_1$  be the set of second segments of the red edges in  $\Gamma_1$ . By

Corollary 16, there is a subset  $S'_1 \subseteq S_1$  of pairwise noncrossing segments of size  $|S'_1| \geq \frac{1}{3}|S_1|$ . Let  $\Gamma'_1$  be the set of edges in  $\Gamma_1$  whose second segment lies in  $S'_1$ , with  $|\Gamma'_1| \geq \frac{1}{3}|\Gamma_1|$ . If  $\Gamma_2$  contains two edges that follow the same path in opposite directions, then omit one arbitrarily, and let  $\Gamma'_2 \subseteq \Gamma_2$  be the remaining edges, with  $|\Gamma'_2| \geq \frac{1}{2}|\Gamma_2|$ .

Consider the multigraph  $(V, \Gamma'_1 \cup \Gamma'_2)$ , and note that  $|\Gamma'_1 \cup \Gamma'_2| \geq \frac{1}{3}|\Gamma_1| + \frac{1}{2}|\Gamma_2| \geq \min\{\frac{1}{3}, \frac{1}{2}\}(|\Gamma_1| + |\Gamma_2|) = \frac{1}{3}|\Gamma|$ . The edges in  $\Gamma'_1 \cup \Gamma'_2$  are pairwise noncrossing but they may overlap. However, if a segment of  $\gamma(s) \in \Gamma'_1 \cup \Gamma'_2$  overlaps with another edge in  $\Gamma'_1 \cup \Gamma'_2$ , then the other segment of  $\gamma(s)$  is overlap-free. Indeed, the first segments of red edges and the edges in  $\Gamma'_2$  are pairwise nonoverlapping; and the second segments of edges in  $\Gamma'_1$  are pairwise noncrossing (in the strong sense). Consequently, we can partition  $\Gamma'_1 \cup \Gamma'_2$  into subsets of pairwise overlapping red edges; and we can perturb the edges in each subset to remove overlaps while maintaining the angles between segments. After perturbation,  $(V, \Gamma'_1 \cup \Gamma'_2)$  is a plane multigraph, composed of  $\alpha$ -bend and  $(\pi - \alpha)$ -bend edges.

Let  $\Gamma_3 \subset \Gamma'_1 \cup \Gamma'_2$  be the set of  $\alpha$ -bend edges; and let  $\Gamma_4 \subseteq \Gamma'_1 \cup \Gamma'_2$  be the set of  $(\pi - \alpha)$ -bend edges. By Theorem 11,  $|\Gamma_3| \leq 4n - 6$ . In general, the multiplicity of every edge in  $(V, \Gamma_4)$  is at most two by Proposition 1, and so  $|\Gamma_4| \leq 2(3n - 6) = 6n - 12$ . Hence we have  $|\Gamma| \leq 3|\Gamma'_1 \cup \Gamma'_2| = 3|\Gamma_3 \cup \Gamma_4| \leq 3((4n - 6) + (6n - 12)) = 30n - 54$ . Overall, this yields  $|E| = \frac{1}{2}|\Gamma| \leq 15n - 27$ .

(ii) When  $\alpha < \frac{\pi}{3}$ , we can apply Theorem 11 for both  $\alpha$ -bend and  $(\pi - \alpha)$ -bend multigraphs. Consequently,  $|\Gamma'_1 \cup \Gamma'_2| = |\Gamma_3| + |\Gamma_4| \leq 2(4n - 6) = 8n - 12$ . This yields  $|\Gamma| \leq 3|\Gamma'_1 \cup \Gamma'_2| \leq 3(8n - 12) = 24n - 36$ , hence  $|E| = \frac{1}{2}|\Gamma| \leq 12n - 18$ .

(iii) When  $\alpha \in [\frac{\pi}{3}, \frac{\pi}{2})$ , then  $\pi - \alpha < 2\pi/3$ , and  $|\Gamma_4| \leq 4n - 6$  by Theorem 11. Consequently,  $|\Gamma'_1 \cup \Gamma'_2| = |\Gamma_3| + |\Gamma_4| \leq 2(4n - 6) = 8n - 12$ . If  $\frac{\pi}{\alpha} = \frac{p}{q}$  with  $\gcd(p, q) = 1$  and  $q = 2k + 1$  is an odd integer, then  $k \geq 2$  and  $|S'_1| \geq \frac{2}{5}|\Gamma_1|$  by Lemma 15. This yields  $|\Gamma| \leq 2.5|\Gamma'_1 \cup \Gamma'_2| \leq 2.5(8n - 12) = 20n - 30$ , hence  $|E| = \frac{1}{2}|\Gamma| \leq 10n - 15$ .

(iv) When  $\frac{\pi}{\alpha}$  is irrational or  $\frac{\pi}{\alpha} = \frac{p}{q}$  with  $\gcd(p, q) = 1$  and  $2 \mid p$ , then the size of  $S'_1$  is bounded by  $|S'_1| \geq \frac{1}{2}|\Gamma_1|$  by Lemma 15. This yields  $|\Gamma| \leq 2(10n - 18) = 20n - 36$ , hence  $|E| = \frac{1}{2}|\Gamma| \leq 10n - 18$ .  $\square$

**Theorem 18.** *If  $G = (V, E)$  is an  $\alpha AC_1^-$  graph with  $n \geq 3$  vertices, then*

- (i)  $|E| \leq 21n - 36$  for  $\alpha = \frac{\pi}{3}$ ;
- (ii)  $|E| \leq 18.5n - 34$  for  $\alpha \in (0, \frac{\pi}{3})$ ;
- (iii)  $|E| \leq 16.5n - 31$  if  $\alpha \in (\frac{\pi}{3}, \frac{\pi}{2}]$ ; and
- (iv)  $|E| \leq 16n - 30$  if  $\frac{\pi}{\alpha}$  is irrational or  $\frac{\pi}{\alpha} = \frac{p}{q}$ , where  $\gcd(p, q) = 1$  and  $2 \mid p$ .

*Proof.* Let  $\alpha \in (0, \frac{\pi}{2}]$ ; and let  $G = (V, E)$  be a graph with  $n \geq 4$  vertices with an  $\alpha AC_1^-$  drawing. Let  $E_1 \subseteq E$  denote the set of edges in  $E$  that have at least one crossing-free end segment. Let  $G_1 = (V, E_1)$  and  $G_2 = (V, E \setminus E_1)$ . By Corollary 16, there is a subset  $S'_1 \subseteq S_1$  of pairwise noncrossing segments of size  $|S'_1| \geq \frac{1}{3}|E_1|$ . The graph  $G'_1$  corresponding to these edges is planar, with at most  $3n - 6$  edges. Hence  $E_1$  contains at most  $3 \cdot (3n - 6) = 9n - 18$  edges. By Lemma 17(i),  $G_2$  has at most  $15n - 18$  edges. Hence,  $G$  has at most  $(9n - 18) + (15n - 18) = 24n - 36$  edges in general. However, we can improve on this bound for all  $\alpha \in (0, \frac{\pi}{2}]$ .

(i) When  $\alpha = \frac{\pi}{3}$ , we can use Lemma 17(ii), which yields at most  $(9n - 18) + (12n - 18) = 21n - 36$  edges.

(ii) When  $\alpha \in (0, \frac{\pi}{2})$  and  $\alpha \neq \frac{\pi}{3}$ , then  $G_1$  is quasi-planar (i.e., it does not contain three pairwise crossing edges). Indeed, suppose to the contrary that three edges in  $G_1$  in pairwise cross. As every edge in  $G_1$  has two segments, one of which is crossing-free, then these edges contain three segments that pairwise cross. These segments form a triangle, in which every interior angle is  $\alpha$  or  $\pi - \alpha$ . Since interior angles of a triangle sum to  $\pi$ , it follows that  $\alpha = \frac{\pi}{3}$ ; a contradiction.

It is known [Ack20, AT07] that a simple quasi-planar  $n$ -vertex graph has at most  $6.5n - 20$  for  $n \geq 4$ , hence at most  $6.5n - 16$  edges for  $n \geq 3$ . Combined with Lemma 17(i),  $G$  has at most  $18.5n - 34$  edges.

(iii) When  $\alpha \in (\frac{\pi}{3}, \frac{\pi}{2})$ , then again  $G_1$  is quasi-planar, with at most  $6.5n - 16$  edges due to [Ack20, AT07]. Combined with Lemma 17(iii),  $G$  has at most  $16.5n - 31$  edges.

(iv) When  $\frac{\pi}{\alpha}$  is irrational or  $\frac{\pi}{\alpha} = \frac{p}{q}$ , where  $\gcd(p, q) = 1$  and  $2 \mid p$ . Then we can assume  $|S'_1| \geq \frac{1}{2} |E_1|$  by Lemma 15, hence  $|E_1| \leq 2 \cdot (3n - 6) = 6n - 12$ . Combined with Lemma 17(iv),  $G$  has at most  $16n - 30$  edges in this case.  $\square$

## 6 Conclusions and Open Problems

We have introduced  $\alpha$ -bend and  $\alpha$ -arc graphs and multigraphs for any  $\alpha \in (0, \pi)$ , and derived upper and lower bounds on the maximum number of edges,  $M_a(P, \alpha)$  and  $M_b(P, \alpha)$ , for a point set  $P$  in these drawing styles. However, the computational complexity of the corresponding optimization problems is unknown.

**Problem 19.** *Is it NP-hard to determine  $M_a(P, \alpha)$  (resp.,  $M_b(P, \alpha)$ ) for a given point set  $P \subset \mathbb{R}^2$  and angle  $\alpha \in (0, \pi)$ ? Is it  $\exists\mathbb{R}$ -hard to determine  $M_b(P, \alpha)$ ?*

Intuitively, allowing one-bend edges instead of straight-line edges gives extra flexibility. In several cases, we have shown that an  $\alpha$ -bend graph on a point set  $P$  has at least as many edges as a straight-line triangulation on  $P$ , that is,  $M_b(P, \alpha) \geq M(P)$ . However, we have also shown that  $\alpha$ -arc edges become obstacles as  $\alpha$  tends to zero, and  $M_a(P, \alpha) < M(P)$  for all sufficiently small  $\alpha > 0$ . For  $\alpha$ -bend edges in general, this remains an open problem.

**Problem 20.** *Does there exist a finite point set  $P \subset \mathbb{R}^2$  and an angle  $\alpha \in (0, \pi)$  such that  $M_b(P, \alpha) < M(P)$ ?*

It is also an open problem to improve the upper or lower bounds for the number of edges in  $\alpha AC_1^\equiv$  graphs and  $\alpha AC_2^\equiv$  graphs.

**Problem 21.** *Determine the maximum number of edges in an  $n$ -vertex  $\alpha AC_1^\equiv$  graph and an  $n$ -vertex  $\alpha AC_2^\equiv$  graph for all angles  $\alpha \in (0, \frac{\pi}{2}]$ .*

## References

- [ABFK20] Patrizio Angelini, Michael A. Bekos, Henry Förster, and Michael Kaufmann. On RAC drawings of graphs with one bend per edge. *Theor. Comput. Sci.*, 828-829:42–54, 2020. doi:10.1016/j.tcs.2020.04.018.
- [ABK<sup>+</sup>23] Patrizio Angelini, Michael A. Bekos, Julia Katheder, Michael Kaufmann, Maximilian Pfister, and Torsten Ueckerdt. Axis-parallel right angle crossing graphs. In *Proc. 31st European Symposium on Algorithms (ESA)*, volume 274 of *LIPIcs*, pages 9:1–9:15. Schloss Dagstuhl, 2023. doi:10.4230/LIPIcs.ESA.2023.9.
- [Ack20] Eyal Ackerman. Quasi-planar graphs. In Seok-Hee Hong and Takeshi Tokuyama, editors, *Beyond Planar Graphs: Communications of NII Shonan Meetings*, chapter 2, pages 31–45. Springer, Singapore, 2020. doi:10.1007/978-981-15-6533-5\_3.
- [AEF<sup>+</sup>14] Patrizio Angelini, David Eppstein, Fabrizio Frati, Michael Kaufmann, Sylvain Lazard, Tamara Mchedlidze, Monique Teillaud, and Alexander Wolff. Universal point sets for drawing planar graphs with circular arcs. *J. Graph Algorithms Appl.*, 18(3):313–324, 2014. doi:10.7155/jgaa.00324.
- [AFK<sup>+</sup>12] Karin Arikushi, Radoslav Fulek, Balázs Keszegh, Filip Moric, and Csaba D. Tóth. Graphs that admit right angle crossing drawings. *Comput. Geom.*, 45(4):169–177, 2012. doi:10.1016/j.comgeo.2011.11.008.
- [AFT12] Eyal Ackerman, Radoslav Fulek, and Csaba D. Tóth. Graphs that admit polyline drawings with few crossing angles. *SIAM J. Discret. Math.*, 26(1):305–320, 2012. doi:10.1137/100819564.
- [AT07] Eyal Ackerman and Gábor Tardos. On the maximum number of edges in quasi-planar graphs. *J. Comb. Theory, Ser. A*, 114(3):563–571, 2007. doi:10.1016/j.jcta.2006.08.002.
- [BCDE14] Michael J. Bannister, Zhanpeng Cheng, William E. Devanny, and David Eppstein. Superpatterns and universal point sets. *J. Graph Algorithms Appl.*, 18(2):177–209, 2014. doi:10.7155/jgaa.00318.
- [BFK19] Michael A. Bekos, Henry Förster, and Michael Kaufmann. On smooth orthogonal and octilinear drawings: Relations, complexity and Kandinsky drawings. *Algorithmica*, 81(5):2046–2071, 2019. doi:10.1007/s00453-018-0523-5.
- [CFKW20] Steven Chaplick, Henry Förster, Myroslav Kryven, and Alexander Wolff. Drawing graphs with circular arcs and right-angle crossings. In *Proc. 17th Scandinavian Symposium and Workshops on Algorithm Theory (SWAT)*, volume 162 of *LIPIcs*, pages 21:1–21:14. Schloss Dagstuhl, 2020. doi:10.4230/LIPIcs.SWAT.2020.21.
- [DEL11] Walter Didimo, Peter Eades, and Giuseppe Liotta. Drawing graphs with right angle crossings. *Theor. Comput. Sci.*, 412(39):5156–5166, 2011. doi:10.1016/j.tcs.2011.05.025.

- [DGMW11] Vida Dujmović, Joachim Gudmundsson, Pat Morin, and Thomas Wolle. Notes on large angle crossing graphs. *Chic. J. Theor. Comput. Sci.*, 2011, 2011. URL: <http://cjtcs.cs.uchicago.edu/articles/CATS2010/4/contents.html>.
- [Did20] Walter Didimo. Right angle crossing drawings of graphs. In Seok-Hee Hong and Takeshi Tokuyama, editors, *Beyond Planar Graphs, Communications of NII Shonan Meetings*, pages 149–169. Springer, 2020. doi:10.1007/978-981-15-6533-5\\_9.
- [DLM19] Walter Didimo, Giuseppe Liotta, and Fabrizio Montecchiani. A survey on graph drawing beyond planarity. *ACM Comput. Surv.*, 52(1):4:1–4:37, 2019. doi:10.1145/3301281.
- [DV96] Giuseppe Di Battista and Luca Vismara. Angles of planar triangular graphs. *SIAM J. Discrete Mathematics*, 9(3):349–359, 1996. doi:10.1137/S0895480194264010.
- [EFKT22] Alon Efrat, Radoslav Fulek, Stephen G. Kobourov, and Csaba D. Tóth. Polygons with prescribed angles in 2D and 3D. *J. Graph Algorithms Appl.*, 26(3):363–380, 2022. doi:10.7155/jgaa.00599.
- [ELLW10] Hazel Everett, Sylvain Lazard, Giuseppe Liotta, and Stephen K. Wismath. Universal sets of  $n$  points for one-bend drawings of planar graphs with  $n$  vertices. *Discret. Comput. Geom.*, 43(2):272–288, 2010. doi:10.1007/s00454-009-9149-3.
- [Gar98] Ashim Garg. New results on drawing angle graphs. *Computational Geometry*, 9(1):43–82, 1998. doi:10.1016/S0925-7721(97)00016-3.
- [LT15] Maarten Löffler and Csaba D. Tóth. Linear-size universal point sets for one-bend drawings. In *Proc. 23rd Sympos. Graph Drawing and Network Visualization (GD)*, volume 9411 of *LNCS*, pages 423–429. Springer, 2015. doi:10.1007/978-3-319-27261-0\\_35.
- [T23] Csaba D. Tóth. On RAC drawings of graphs with two bends per edge. In *Proc. 31st Sympos. Graph Drawing and Network Visualization (GD)*, LNCS. Springer, 2023. To appear. arXiv:2308.02663v2, doi:10.48550/arXiv.2308.02663.
- [Vij86] Gopalakrishnan Vijayan. Geometry of planar graphs with angles. In *Proc. 2nd Symposium on Computational Geometry (SoCG)*, pages 116–124, New York, NY, 1986. ACM Press. doi:10.1145/10515.10528.