

Unified Classification and Rejection: A One-versus-All Framework

Zhen Cheng^{1,2}, Xu-Yao Zhang^{1,2}, Cheng-Lin Liu^{1,2}

¹ MAIS, Institute of Automation, Chinese Academy of Sciences, Beijing 100190, China

² School of Artificial Intelligence, University of Chinese Academy of Sciences, Beijing, 100049, China

Abstract

Classifying patterns of known classes and rejecting ambiguous and novel (also called as out-of-distribution (OOD)) inputs are involved in open world pattern recognition. Deep neural network models usually excel in closed-set classification while performing poorly in rejecting OOD. To tackle this problem, numerous methods have been designed to perform open set recognition (OSR) or OOD rejection/detection tasks. Previous methods mostly take post-training score transformation or hybrid models to ensure low scores on OOD inputs while separating known classes. In this paper, we attempt to build a unified framework for building open set classifiers for both classification and OOD rejection. We formulate the open set recognition of K -known-class as a $(K + 1)$ -class classification problem with model trained on known-class samples only. By decomposing the K -class problem into K one-versus-all (OVA) binary classification tasks and binding some parameters, we show that combining the scores of OVA classifiers can give $(K + 1)$ -class posterior probabilities, which enables classification and OOD rejection in a unified framework. To maintain the closed-set classification accuracy of the OVA trained classifier, we propose a hybrid training strategy combining OVA loss and multi-class cross-entropy loss. We implement the OVA framework and hybrid training strategy on the recently proposed convolutional prototype network. Experiments on popular OSR and OOD detection datasets demonstrate that the proposed framework, using a single multi-class classifier, yields competitive performance in closed-set classification, OOD detection, and misclassification detection. The code is available at https://github.com/zhen-cheng121/CPN_OVA_unified.

Keywords: Open set recognition, out-of-distribution detection, misclassification detection, convolutional prototype network, one-versus-all, Dempster–Shafer theory of evidence

1 Introduction

In recent years, deep neural networks (DNNs) have been popularly used in pattern recognition applications because of their excellent classification performance resulted from feature representation learning, unlike traditional classifiers that rely on human design of feature extraction. The high classification performance is desired in high-stake applications such as person identification [60], medical diagnosis [11], and autonomous driving [3]. Besides the classification accuracy, however, DNNs are found to be vulnerable to abnormal or outlier inputs (also called as anomaly, novelty, unknown, out-of-distribution (OOD), etc.), *e.g.*, samples that are out of the known classes (those have samples in training the classifier). Since the primary goal of DNN training is to separate the known classes in feature space, it results in the division of the feature space into decision regions corresponding to the known classes. So, the outlier inputs are likely to fall in the decision region of a known class and be classified to the known class with high confidence, bringing the so-called over-confidence problem [34]. To tackle this problem, researchers have proposed many methods to perform so-called open set recognition (OSR) [2] or OOD rejection/detection tasks [17, 39].

OOD detection could be viewed as a sub-task of OSR. It concerns mainly the differentiation of OOD samples from known-class (also called as in-distribution (InD)) samples. Because of the critical inferiority of DNNs to

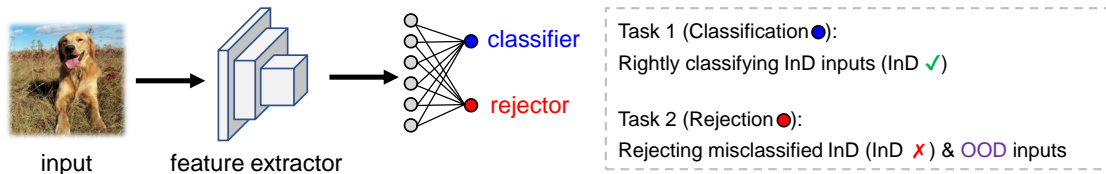


Figure 1: A model **unifying classification and rejection**. The model’s primary objective is to classify InD samples as accurately as possible (InD ✓), and also to reject possibly misclassified samples (InD ✗) and OOD samples.

OOD data and the needs in real-world applications, OOD detection or rejection has received tremendous attention in recent years. OOD detection, aimed at distinguishing the OOD inputs from InD inputs, can be regarded as a binary classification task. Since the output scores of a classifier trained with a multi-class classification objective (such as cross-entropy (CE)) cannot separate OOD inputs well, one line of approaches designs new scoring functions to enlarge the gap of outputs between InD and OOD examples. A well-known baseline called Maximum Softmax Probability (MSP) [17] uses the output of the softmax function as the score for OOD detection. Some newly proposed methods have been shown to achieve significant improvement in OOD detection, such as energy score [30], ViM [46], and KNN [44]. Another line of methods utilizes auxiliary outlier data since the vulnerability of models on OOD inputs is due to the lack of knowledge on the distribution of unknown classes. One of the most effective methods called Outlier Exposure (OE) [18], is to train the models with auxiliary data of natural outlier images. However, outlier data is not always available in training and it is hard to guarantee that the outlier data covers various pattern styles. So, to design classifiers without outlier data training is preferred.

Open set recognition, on the other hand, considers both InD classification and OOD rejection/detection, and assumes no OOD data is available in training. This is also called as a generalized OOD detection problem [52]. The OOD detection methods can be applied to or integrated into OSR, and meanwhile, the separation of known classes is considered. The numerous methods of OSR can be categorized in the dimension of model architecture (generative, discriminative, hybrid) or learning/scoring strategy (end-to-end learning or post-scoring). Popular DNNs such as convolutional neural networks (CNNs) are discriminative models, which are trained to optimize a classification objective such as multi-class CE, which leads to the separation of known classes in the feature space, disregarding the boundary of OOD inputs. Generative models, such as auto-encoders (AE) [54, 42], learn a subspace or local region for each class, such that OOD detection can be based on the density function [42] or the distance to the local region (or prototype) [25] of known classes. Hybrid methods such as [57] use multiple models for handling classification and rejection tasks separately. In the dimension of learning, the methods CPN [50, 51] and CSSR [20] are end-to-end trained models, which take into account the local distribution of known classes so that the output distance scores can differentiate OOD inputs. Many other methods [19] design OOD scoring functions based on the logit outputs of a pre-trained network which did not consider OOD boundary in training.

In this paper, we attempt to build a unified framework for OSR performing InD classification and OOD using a single classifier without the need for OOD data during training, as shown in Fig. 1. To model the boundary between InD and OOD classes, we take advantage of one-versus-all (OVA) learning, which treats one known class as positive while the union of the rest known-class samples as negative, so the OOD class is included in the negative class, and learning can proceed no matter whether OOD samples are available or not. If we further assume a local region distribution for each known class, using a density function, subspace, or prototypes, OOD samples can be identified according to maximum density or minimum distance to known classes. The parameters of the local regions are learnable in OVA learning. We show that the OVA classifier can be analyzed in the framework of Bayesian classification, by combining the binary posterior probabilities into multi-class probabilities. For a K -class classification problem, combining the OVA probabilities using the Dempster-Shafer theory of evidence (DSTE) [41, 1], we can obtain the posterior probabilities of $K + 1$ classes (including the OOD class). This result enables the classification of known classes, the rejection of OOD and ambiguity (misclassification) in a unified framework based on the Bayes decision rule (maximum posterior probability decision). Considering that OVA learning may sacrifice the InD classification accuracy

because of the independent training of class logits disregarding the boundary between multiple classes, we propose a hybrid learning strategy by combining OVA and multi-class objective (such as CE), so as to maintain closed-set classification accuracy while achieve OOD rejection.

To validate the proposed unified OSR framework, we implement the OVA and hybrid learning strategy with the recently proposed convolutional prototype network (CPN) [50]. Our experiments on popular OSR and OOD datasets verify that the proposed framework yields competitive performance in closed-set classification, OOD detection, and misclassification detection using a single classifier without training with OOD samples.

Our contributions in the paper can be summarized as follows:

- We propose a unified framework for OSR, performing multi-class classification and OOD detection using a single classifier, trained by OVA learning without OOD samples.
- We show that by combining the binary posterior probabilities of OVA classifiers using the DSTE, $(K + 1)$ -class posterior probabilities can be obtained from the OVA classifier outputs of K known classes, thus enabling classification and rejection in the Bayesian classification framework.
- To maintain the closed-set classification accuracy of OVA classifier, we propose a hybrid learning strategy, by combining OVA and multi-class CE objectives to guarantee both classification and rejection performance.
- We implement the OVA framework and hybrid learning strategy with the convolutional prototype network and verify its superior performance in classification, OOD and misclassification detection on popular OSR and OOD datasets.

The rest of this paper is organized as follows. Section 2 reviews related works; Section 3 introduces the unified OVA framework for unifying classification and rejection; Section 4 proposes the hybrid learning strategy for training OVA classifier; Section 5 describes the instantiation of the OVA framework with the CPN; Section 6 presents experiments of classification and rejection on multiple datasets; Section 7 provides the conclusion and future works.

2 Related Work

Open Set Recognition. Various methods have been proposed to tackle the task of openset recognition based on deep neural networks [14, 39, 52], which could be roughly categorized to AE-based methods and prototype-based methods. An earlier work of Bendale *et al.* [2] proposed to use OpenMax to replace the softmax function in DNNs. To better utilize the information about reconstruction for OSR, Yoshihashi *et al.* proposed CROSR, which employed an encoder network to produce better latent features for better reconstruction task, following C2AE [35]. Zhang *et al.* [57] later used normalized flow to attain the latent feature, rather than AE. Besides these methods, Yang *et al.* [50] and Chen *et al.* [4] proposed to use prototypes to constrain the closed region of known classes, and have achieved significant improvement on OSR.

OOD detection. OOD detection [17], considering primarily the separation of OOD inputs from known classes, has received significant attention recently, and various methods have been proposed under the setting of whether to use the auxiliary data of natural outliers or not. The work of [17] first introduced a baseline called maximum softmax probability (MSP) as the scoring function to detect OOD inputs. Later, various methods focused on designing scoring functions have been proposed, like ODIN [26], Mahalanobis distance [25], energy score [30], Gram matrix based score [40], ViM [46], and KNN [44]. The methods mentioned above are based on post-hoc techniques. There are also many training time methods like LogitNorm [47]. AoP [5] delved into training dynamics of OOD detection and found it suffered from instability and overfitting. OE [18] first introduced an extra dataset consisting of outliers in training, and enforced low confidence on such outliers. To better utilize the auxiliary dataset, different methods are

proposed [31, 63]. Besides, to alleviate the cost of collecting outliers manually, there are some methods to synthesize outliers, like VOS [9].

Rejection rules. The performance of model rejection highly relies on a well-designed rejection rule [29]. Chow [6] first proved that Bayes classifier (outputting posterior probabilities) can reject wrongly classified examples (ambiguity rejection, or called misclassification detection (MisD)) optimally, *i.e.*, minimizing misclassification and rejection risks. However, considering that the Bayes optimal classifier is hard to attain in practical scenarios and actual classifier models approximate the Bayes classifier in different ways, various surrogate rules have been proposed, such as the rule based on the difference of top two discriminant functions (logits) [29]. In OOD detection, the rejection rules try to approximate the marginal distribution of InD data, such as the energy score [30] and some methods based on distance [25, 44]. The recent progress in rejection can be found in the survey [58]. It is noteworthy that similar tasks of OOD detection and MisD have been studied in early works of pattern recognition, which are called distance rejection and ambiguity rejection, respectively [10].

One-versus-all learning. OVA training strategy has been used in machine learning for a long period [12], which regards multi-class classification as a combination of binary classifiers. The OVA training strategy is also used to reject unknown class inputs. Nevertheless, it is primarily used to combine standard CNNs with linear classifiers. Saito et al. [38] uses OVA loss to enhance the ability to reject unknown classes in open-set domain adaptation. OVA classifiers are proposed to boost the calibration of learning to defer systems [45]. However, the role of OVA classifiers in OOD detection has not been explored. The study of [36] reveals that the OVA training strategy could not improve the performance of OOD detection in AUROC. In this paper, we delve into the OVA classifier and find that through suitable classifier design and training strategies, OOD detection performance can be significantly improved.

Prototype-based methods. Prototype-based methods represent the training set by a set of prototypical points in feature space. These prototypes could be estimated or learned from the training data. Because prototypes represent local density distributions of known classes, they can be used to reject unknown inputs. Yang *et al.* proposed CPN [50, 51] to model each class as a Gaussian distribution with learnable means and fixed covariance. CPN is trained using the CE loss, and a prototype loss is proposed to further enhance the model’s ability to reject unknown inputs. Different from CPN, the work of [48] assumes the covariance is a learnable diagonal matrix, which is a more general setting. Furthermore, CSSR [20] extends the representation of class prototypes in CPN into non-linear local subspaces. They use individual auto-encoders to learn local subspace instead of a single point. A similar assumption of data distribution is also behind the Mahalanobis distance [25], which is mainly used in post-hoc techniques. Compared with previous studies, our paper mainly focuses on OVA training for prototype-based methods, which has not been explored in depth yet.

3 Proposed One-versus-All Framework

In this section, we first introduce the background of classification tasks with rejection. Then, we elaborate on the pitfalls of training based on softmax function and cross-entropy loss. Finally, we introduce the one-versus-all learning framework.

3.1 Background of Classification with Rejection

Considering a supervised multi-class classification task, the input space and label space are denoted as $\mathcal{X} = \mathbb{R}^d$ and $\mathcal{Y} = \{1, 2, \dots, K\}$, where d and K are the feature dimensionality and the number of known classes, respectively. Given a labeled training dataset $\mathcal{D}_{\text{train}} = \{(x^i, y^i)\}_{i=1}^n$, we can learn a feature extractor $f(x; \theta_0)$ represented by DNN with parameters θ_0 . After obtaining the extracted features, a linear classifier is typically used for classification. The discriminant functions (*i.e.*, logits) corresponding to each class and the

posterior probabilities calculated through the softmax function are formulated as follows:

$$g_i(\mathbf{x}) = \mathbf{w}_i \cdot f(\mathbf{x}) + b_i, \quad (1)$$

$$P(y = i | \mathbf{x}) = \frac{\exp(g_i(\mathbf{x}))}{\sum_{j=1}^K \exp(g_j(\mathbf{x}))}. \quad (2)$$

where \mathbf{w}_i and b_i are the weight and bias parameter for the class i . To simplify and avoid notational ambiguity, we denote the computed posterior probability in Eq. (2) as $p_i^{\text{CE}}(\mathbf{x})$, which satisfies *close-set unity* (summed up to one). At the test stage, the decision of classifier is obtained by choosing the class with maximum posterior probability. In addition to classification, pattern recognition systems also consider rejecting ambiguous or outlier/novel (OOD) patterns. Ambiguity rejection is to deny classification for those patterns that are not clear to decide the class so as to reduce the risk of misclassification. So, it is also called as misclassification rejection or detection. Outlier rejection is to detect those patterns out of the known classes so as to avoid misclassifying them as known class. The decision of classification with rejection is made based on the following function:

$$c^*(\mathbf{x}) = \begin{cases} \arg \max g_i(\mathbf{x}), & r(\mathbf{x}) = 0 \\ \mathbb{R} & , r(\mathbf{x}) = 1 \end{cases} \quad (3)$$

$$r(\mathbf{x}) = \mathbb{I}(\phi(\mathbf{x}) < \delta), \quad (4)$$

where \mathbb{R} means the decision of rejection, $\mathbb{1}(\cdot)$ is the indicator function, and $r(\mathbf{x})$ is the rejector, whose decision is made via comparing a scoring function $\phi(\mathbf{x})$ and threshold δ . For example, commonly used scoring functions include MSP [17] and energy-based score [30]:

$$\phi_{\text{MSP}}(\mathbf{x}) = \max_i p_i^{\text{CE}}(\mathbf{x}), \quad (5)$$

$$\phi_{\text{EBO}}(\mathbf{x}) = -\log \sum_{i=1}^K \exp(g_i(\mathbf{x})). \quad (6)$$

Softmax function is widely used to calculate the posterior probability in classification with rejection. According to the rejection rule of Chow [6], thresholding the maximum posterior probability results in minimum risk of misclassification and rejection in closed-set classification. However, calculating posterior probabilities based on softmax under the closed-world assumption as Eq. (2) will raise a fundamental issue when dealing with OOD inputs: the class posterior probabilities are forced to sum up to 1, so that when inputting an outlier pattern, there is still one known class with high posterior probability, so that the outlier input is misclassified. In the scenario of open set recognition, receiving both InD and OOD inputs, it is desired that the sum of probabilities of known classes and OOD class is 1:

$$\sum_{i=1}^K P(y = i | \mathbf{x}) + p_{\text{OOD}}(\mathbf{x}) = 1, \quad (7)$$

so that on OOD input, the probability of OOD class is high while all the probabilities of known classes are very low. However, the estimation of OOD class probability is usually difficult because there is no or not enough OOD samples in training the model. Many previous works have tackled this issue from the viewpoint of OSR or mainly OOD detection. In this paper, we address the problem via one-versus-all learning and will show that this can achieve the goal of Eq. (7).

3.2 One-versus-All Learning Framework

OVA classifier treats multi-class classification as multiple binary classifiers, and then chooses the maximum posterior probability from all binary classifiers. Each binary classifier is aimed to separate one known class from the union of the rest classes, so as to be used for judge whether the input patter belongs to the positive

(known class) or not. OVA classifier has the potential of rejecting OOD inputs because the OOD class is implied in the negative class of each binary classifier, even though there is no OOD samples in training. If design the OVA classifier appropriately, an OOD input is desired to be rejected by all the binary classifier (assigned low probability to all known classes).

Formally, assume we have K discriminant functions $g_1(\mathbf{x}), g_2(\mathbf{x}), \dots, g_K(\mathbf{x})$ such that every function represents a classifier for one class. For example, the discriminant functions are calculated by Eq. (2) in the multi-class linear classifier. Then, the sigmoid function is applied to derive the probability of classifying to class i for the binary classifier:

$$p_i^{\text{OVA}}(\mathbf{x}) = P(y = i | \mathbf{x}) = \sigma[g_i(\mathbf{x})]. \quad (8)$$

In OVA training for K -class classification, the training loss is the sum of multiple binary classification tasks, each formulated as a binary cross-entropy (BCE):

$$\begin{aligned} L_{\text{OVA}} &= - \sum_{i=1}^K y_i \log p_i^{\text{OVA}} + (1 - y_i) \log (1 - p_i^{\text{OVA}}) \\ &= - \left(\log p_y^{\text{OVA}} + \sum_{i \neq y} \log (1 - p_i^{\text{OVA}}) \right), \end{aligned} \quad (9)$$

where y_i is a binary label indicating whether the input pattern belongs to class i or not. In addition to the binary discriminative loss L_{OVA} , a regularization term can be used to constrain the variation of parameters, such as the weight-decay (L_2) loss popularly used in multi-layer neural networks and the prototype loss used in prototype classifier [28, 50].

After OVA training, the classifier is used for classification by comparing the sigmoid probabilities or logits of K classes. More rigorously, it was shown that the K sigmoid probabilities can be transformed to $K + 1$ posterior probabilities corresponding to K known classes and one OOD class, by using the Dempster-Shafer theory of evidence (DSTE) [27]. On obtaining $K + 1$ posterior probabilities, the decisions of closed-set classification and OOD rejection as well as misclassification rejection can be made based on the unified rule of maximum posterior probability.

Theorem 3.1. *The multiple binary classifiers in Eq. (8) can be combined into a multi-class classifier. Formally, the posterior probability of the combined classifier for class i , denoted as $p_i^m(\mathbf{x})$, is*

$$p_i^m(\mathbf{x}) = \frac{\exp(g_i(\mathbf{x}))}{1 + \sum_{j=1}^K \exp(g_j(\mathbf{x}))}. \quad (10)$$

Proof. For the binary classifier of class i , the probability of an input assigned to that class is:

$$p_i^b(\mathbf{x}) = \sigma[g_i(\mathbf{x})]. \quad (11)$$

Using Dempster–Shafer theory of evidence [41, 27], the combined evidence of class i is

$$\begin{aligned} p_i^m(\mathbf{x}) &= \frac{1}{A} p_i^b(\mathbf{x}) \cdot \prod_{j \neq i}^K (1 - p_j^b(\mathbf{x})) \\ &= \frac{1}{A} \frac{p_i^b(\mathbf{x})}{1 - p_i^b(\mathbf{x})} \prod_{j=1}^K (1 - p_j^b(\mathbf{x})), \end{aligned} \quad (12)$$

where

$$\begin{aligned}
A &= \sum_{i=1}^K p_i^b(\mathbf{x}) \cdot \prod_{j \neq i, j=1}^K (1 - p_j^b(\mathbf{x})) \\
&\quad + \prod_{j=1}^K (1 - p_j^b(\mathbf{x})) \\
&= \left(1 + \sum_{i=1}^K \frac{p_i^b(\mathbf{x})}{1 - p_i^b(\mathbf{x})} \right) \prod_{j=1}^K (1 - p_j^b(\mathbf{x})).
\end{aligned} \tag{13}$$

Given Eq. (12) and Eq. (13), the posterior probability of the combined classifier, *i.e.*, $p_i^m(\mathbf{x})$, is simplified as follows

$$\begin{aligned}
p_i^m(\mathbf{x}) &= \frac{p_i^b(\mathbf{x})}{1 - p_i^b(\mathbf{x})} / \left(1 + \sum_{i=1}^K \frac{p_i^b(\mathbf{x})}{1 - p_i^b(\mathbf{x})} \right) \\
&= \frac{\exp(g_i(\mathbf{x}))}{1 + \sum_{j=1}^K \exp(g_j(\mathbf{x}))}.
\end{aligned} \tag{14}$$

□

Theorem 3.1 quantitatively provides the posterior probabilities for each class in the combined multi-class classifier based on Dempster–Shafer theory of evidence. The way this combined multi-class classifier calculates posterior probabilities is quite similar to the commonly used softmax in Eq. (2), but it has an additional constant 1 in the denominator. Viewing the logit of OOD class as 0, the combined probabilities can be viewed as posterior probabilities of $K + 1$ classes (K known classes plus one OOD class), which sum up to 1:

$$\sum_{i=1}^K p_i^m(\mathbf{x}) + p_{\text{OOD}}(\mathbf{x}) = 1, \tag{15}$$

where

$$\begin{aligned}
p_{\text{OOD}}(\mathbf{x}) &= 1 - \sum_{i=1}^K p_i^m(\mathbf{x}) \\
&= \frac{1}{1 + \sum_{j=1}^K \exp(g_j(\mathbf{x}))}.
\end{aligned} \tag{16}$$

We suppose that the posterior probabilities in Eq. (10) for multi-class tasks derived using DSTE can also be trained using multi-class CE loss and fixing the logit of OOD class as 0. To some extent, this approach can achieve similar effects to the standard OVA loss training. Additionally, because it has a form similar to the softmax function, it does not saturate easily during training as the sigmoid function does.

Rejection Rule. Based on the $K + 1$ class probabilities obtained by DSTE, *classification decision* can be made based on maximum posterior probability akin to Bayesian decision:

$$c(\mathbf{x}) = \begin{cases} \text{OOD, if } p_{\text{OOD}}(\mathbf{x}) \geq \max_i p_i^m(\mathbf{x}); \\ \text{Misclassification, elif } \max_i p_i^m(\mathbf{x}) \leq \delta; \\ \arg \max_i p_i^m(\mathbf{x}), \text{ else.} \end{cases} \tag{17}$$

This can be viewed as the extension of the decision rule of Chow [6]. It can be seen that: (1) if the maximum probability is from the OOD class, the input pattern is rejected as OOD; (2) if the maximum probability is from a known class k and exceeds a threshold, the input is classified to the class k , otherwise is rejected as ambiguity/misclassification.

When evaluating rejection performance with variable thresholds for calculating the AUROC, the decision rule of Eq. (17) needs change to give a scoring function for the degree of OOD-ness. For OOD detection and

misclassification detection, p_{OOD} and $\max_i p_i^m$ can be taken as their respective scoring function. For unified detection of OOD and misclassification, we need to combine them into one *unified scoring function*:

$$\phi^{K+1}(\mathbf{x}) = \min \left\{ 1 - p_{\text{OOD}}(\mathbf{x}), \max_i p_i^m(\mathbf{x}) + \epsilon \right\}. \quad (18)$$

This scoring function in Eq. (18) is consistent with the decision function of Eq. (17). If the input pattern is OOD, then the value of p_{OOD} is large and $1 - p_{\text{OOD}}$ is chosen as the final score. If the input belongs to misclassification, then $\max_i p_i^m(\mathbf{x})$ is small and becomes the final score. A calibration parameter ϵ is introduced because $1 - p_{\text{OOD}} = \sum_{i=1}^K p_i^m > \max_i p_i^m$, calibration guarantees that $1 - p_{\text{OOD}}$ is selected as score on OOD inputs.

In our experiments, we use the decision function and scoring function in Eq. (17) and Eq. (18) by default. It is noteworthy that there are also other rejection rules that could be applied, like the maximum outputs of multiple binary classifiers. We will provide a comprehensive comparison about different rejection rules in ablation studies.

4 Hybrid Learning Strategy

The OVA classifier proposed above has certain advantages over the multi-class classifier trained with CE loss in OSR, but OVA training has potential challenges in implementation. First, one challenge is that the loss function involving sigmoid function is challenging to optimize [15], because sigmoid function is *easier to saturate* than softmax function, and causes gradient vanishing when the logit is extremely negative or extremely positive. Hence, the application of sigmoid function can sometimes harm the convergence of training. Second, OVA training may encounter imbalance problem because the number of negative samples (of multiple classes) is usually much large than the number of positive samples (of one class). Third, the binary classification (one versus the rest) does not correspond directly to multi-class classification, and the combination of binary probabilities by DSTE does not guarantee the accuracy of the multi-class probabilities because of the inaccuracy of binary probability estimation. So, OVA training may result in inferior multi-class classification performance compared to training with multi-class loss such as CE, especially when the total number of classes is large.

To overcome the demerits of OVA training while maintain its advantage in OSR, we propose a hybrid learning strategy where the cross-entropy loss calculated by the combined multi-classifier is used as regularization to assist OVA training. The objective of hybrid learning is:

$$L = \beta \cdot L_{\text{OVA}} + (1 - \beta) \cdot L_{\text{reg}}, \quad (19)$$

$$L_{\text{reg}} = - \sum_{i=1}^K \mathbf{1}\{y = i\} \cdot \log p_i^m(\mathbf{x}), \quad (20)$$

where β is the hyper-parameter for the regularizer of the multi-class CE loss, and $\mathbf{1}\{\cdot\}$ is the indicator function. The training objective of Eq. (19) can be viewed as the hybrid of OVA training and multi-class training. The $p_i^m(\mathbf{x})$, representing the posterior probability of ground-truth class, can be replaced by the softmax probability p_i^{CE} (Eq. (2)). Using either $p_i^m(\mathbf{x})$ or $p_i^{\text{CE}}(\mathbf{x})$ does not differ significantly when training with positive samples (of known classes) only. However, using $p_i^m(\mathbf{x})$, training can be easily extended to the case with outlier samples as well, though in this paper, we consider the case of training with known-class samples only.

5 Instantiation with Convolutional Prototype Network

The performance of OSR also depends on the classifier model structure, whether it is a generative model or not. General models, such as convolutional prototype network [50], CSSR [20], deep K-NN [44] has shown

superiority in OOD detection. Among them, the CPN is simpler to be implemented and trained end-to-end. We hence instantiate the proposed OVA framework with the CPN.

The convolutional prototype network (CPN) [50] was proposed for open set recognition. It assumes the features extracted by the deep convolutional network as a Gaussian mixture model (GMM), approximated by a number of prototypes (mean vectors) by assuming identity covariance. The prototypes are learned jointly with the convolutional network weights in discriminative learning, by minimizing CE from distance-based softmax or OVA training.

Denote the feature vector extracted by the convolutional network as $f(\mathbf{x})$ and assume one prototype $\boldsymbol{\mu}_i$ for each known class, the distance-based softmax probability is calculated as

$$p_i^{\text{CE}}(\mathbf{x}) = \frac{\exp\left(-\zeta \|f(\mathbf{x}) - \boldsymbol{\mu}_i\|^2\right)}{\sum_{j=1}^K \exp\left(-\zeta \|f(\mathbf{x}) - \boldsymbol{\mu}_j\|^2\right)}. \quad (21)$$

And for training, the CE loss is

$$L_{\text{CE}}(\mathbf{x}, y; \theta) = - \sum_{i=1}^K \mathbf{1}\{y = i\} \cdot \log p_i^{\text{CE}}(\mathbf{x}), \quad (22)$$

To encourage compact within-class sample distribution for each known class, a regularization term based on maximum likelihood, called *prototype loss* (PL), is calculated as

$$L_{\text{PL}}(\mathbf{x}, y; \theta) = \|g(\mathbf{x}) - \boldsymbol{\mu}_y\|_2^2. \quad (23)$$

And the total loss function for training CPN is expressed as

$$L_{\text{CE}} + \lambda \cdot L_{\text{PL}}, \quad (24)$$

where λ is the hyper-parameter for PL.

To implement OVA training with CPN, the core issue is how to design the binary discriminant functions. Formally, assume we have K discriminant functions $g_1(\mathbf{x}), g_2(\mathbf{x}), \dots, g_K(\mathbf{x})$ such that every function represents a binary classifier for one class. To make the discriminant function transformable to sigmoid probability, we threshold the distance of each prototype with a learnable parameter:

$$g_i(\mathbf{x}) = -\zeta \left(\|f(\mathbf{x}) - \boldsymbol{\mu}_i\|^2 - \tau_i \right), \quad (25)$$

where τ_i is a learnable threshold for the prototype, and ζ is the temperature parameter that controls the smoothness of the output probability. ζ is often set as a constant.

The binary discriminant function of Eq. (25) is transformed into sigmoid probability as Eq. (8). Then the CPN can be trained based on the OVA loss in Eq. (9). We can also use the *hybrid learning strategy* based on OVA loss, as proposed in Section 4, to CPN. Thus, the overall training loss function is:

$$\min_{\theta} \mathbb{E}_{(x,y) \sim \mathcal{D}_{\text{train}}} \beta \cdot L_{\text{OVA}} + (1 - \beta) \cdot L_{\text{reg}} + \lambda \cdot L_{\text{PL}}. \quad (26)$$

We provide the pseudocode for the hybrid training framework of CPN, as shown in Algorithm 1.

Assuming the thresholds in Eq. (25) for all classes are the same, CPN with OVA training can be seen as an extension of the standard CE loss classifier with the addition of an extra OOD class, as softmax-like multi-class probabilities can be derived by the DSTE, based on Theorem 3.1. The unified threshold τ can be viewed as the logit of the OOD class, enabling the output of $K + 1$ probabilities. The difference between the CE-based multi-class classifier and OVA-based multi-class classifier is illustrated in Fig. 2.

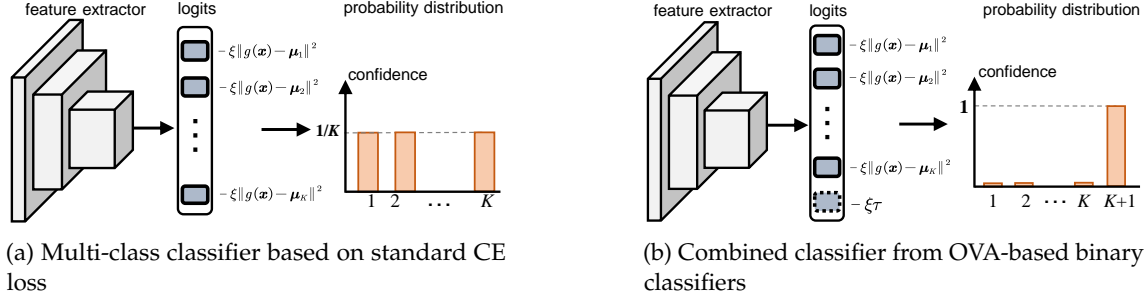


Figure 2: Illustration of the difference between CE-based multi-class classifier and OVA-based multi-class classifier while processing OOD inputs,. The threshold parameters play an important role in OOD detection.

Algorithm 1 Hybrid learning strategy for CPN

Input: Network architecture parameterized by $\theta = \{\theta_0, (\mu_i, \tau_i)_{i=1}^K\}$, training dataset $\mathcal{D}_{\text{train}}$.

Output: Learned parameters θ .

- 1: Initialize network with initial weights.
 - 2: **for** each iteration **do**
 - 3: Sample a mini-batch of training samples from $\mathcal{D}_{\text{train}}$.
 - 4: Calculate training loss L_{OVA} , L_{PL} , and L_{reg} from Eq. (9), Eq. (23), and Eq. (20).
 - 5: Perform gradient descent on θ with the total loss $L_{\text{total}} = \beta \cdot L_{\text{OVA}} + (1 - \beta) \cdot L_{\text{reg}} + \lambda \cdot L_{\text{PL}}$.
 - 6: **end for**
-

6 Experiments

We evaluate the performance of OVA learning and the hybrid learning strategy for CPN on OOD detection and MisD tasks. We verify the effectiveness of the framework on CIFAR benchmarks and ImageNet benchmark. Then, we provide comprehensive ablation studies.

6.1 Experimental Setup

In-distribution Datasets. For low-resolution datasets, we use CIFAR-10 and CIFAR-100 [24] as in-distribution data. To verify the scalability of our method, we also conducted experiments using ImageNet [8]. In order to improve experimental efficiency, we select the first 200 classes from ImageNet-1K [8] to create ImageNet-200.

- CIFAR-10 consists of 60,000 32×32 colour images (50,000 images for training and 10,000 images for testing) in 10 classes.
- CIFAR-100 consists of 60,000 32×32 colour images (50,000 images for training and 10,000 images for testing) in 100 classes.
- ImageNet-200 consists of 267,605 224×224 colour images (257,605 images for training and 10,000 images for testing) in 200 classes.

Out-of-distribution Datasets. For the OOD datasets in CIFAR benchmarks, we use six common benchmarks as used in previous works [30, 43, 39]: Textures [7], SVHN [33], LSUN-Crop [55], LSUN-Resize [55], Place365 [61], and iSUN [49]. We would like to clarify that the CIFAR benchmarks are different from those in the earlier work [17, 25, 26]. These new OOD datasets are harder than the earlier OOD dataset like Uniform noise. As shown by recent work [30, 39], most existing baselines perform far behind perfect OOD detection on this new CIFAR benchmark. For the OOD datasets in ImageNet benchmarks, we use Textures [7] as the OOD dataset. We briefly introduce the OOD datasets as below:

- Textures [7] is an evolving collection of textural images in the wild, consisting of 5,640 images, organized into 47 items.
- SVHN [33] contains 10 classes comprised of the digits 0-9 in street view, which contains 26,032 images for testing.
- Place365 [61] consists in 1,803,460 large-scale photographs of scenes. Each photograph belongs to one of 365 classes. Following the work of [18, 30], we use a subset of Place365 as OOD data for testing.
- LSUN [55] has a test set of 10,000 images of 10 different scene categories. Following [26, 30], we construct two datasets, *LSUN-crop* and *LSUN-resize*, by randomly cropped and downsampling LSUN test set, respectively.
- iSUN [49] is a large-scale eye tracking dataset, selected from SUN. The dataset contains 2,000 images for the test.

The aforementioned datasets, when evaluated with models trained on CIFAR-10/100, are resized to a resolution of 32×32 , the same size as the images in CIFAR datasets. Following common setups [18, 30, 44], we conduct tests by sampling 2,000 OOD samples from the dataset at a time, and repeat this process to calculate the average. When evaluated on ImageNet-200, OOD inputs are resized to 224×224 , the same size as the images in ImageNet.

Baseline Methods. We compare our method with some classical and recently proposed methods in OOD detection. We mainly compare with post-hoc methods, since it is an effective line of approaches in OOD detection. The compared baselines include: MSP [17], ODIN [26], Mahalanobis distance (dubbed as Maha) [25], energy-based score (EBO), GradNorm [21], ReAct [43], MaxLogit [19], and KNN [44]. The hyper-parameters for these post-hoc methods come from reference code OpenOOD [53] and the original work. Concretely, for ODIN [26], we set the temperature scaling T to 1000. Specifically, for energy score, the temperature scaling T is set as 1. For ReAct [43], the rectification percentile is set as 90. For KNN [44], the nearest neighbor number is set as 50. Moreover, we compare our method with CPN trained by distance-based CE (DCE) loss [50, 51], to verify the advantages of the hybrid learning strategy. It is noteworthy that CPN trained by DCE loss has not been comprehensively evaluated on OOD detection and MisD for CIFAR benchmarks.

Training Details of Baselines and Our Method. The pre-trained models of the baselines and our model are based on *almost identical configurations*. For CIFAR benchmarks, ResNet-18 [16] and WideResNet-28-10 (WRN-28-10) [56] are the main backbones for all methods, and the model is trained by momentum optimizer with the initial learning rate of 0.1. We set the momentum to be 0.9 and the weight decay coefficient to be 2×10^{-4} . Models are trained for 200 epochs and the learning rate decays with a factor of 0.1 at 100 and 150 epochs. Regarding batch size, there is a slight difference: for baseline pre-trained models, it is set as 128, while all the CPN-based models use a batch size of 64. For the pre-training of baseline models, we used the standard CE loss to train linear classifiers. For CPN, we implemented three approaches: one based on the DCE loss in Eq. (24), one based on the OVA loss and one based on the hybrid learning strategy proposed in this paper. The parameters (ζ, λ, β) are set as $(20, 0.35, 0.95)$, respectively, on CIFAR-10, and as $(2, 0.05, 0.95)$, respectively, on CIFAR-100.

For ImageNet benchmark, ResNet-50 [16] is the main backbone. The configurations of pre-training models for the baselines and our method are also nearly identical. The model is trained by momentum optimizer with the initial learning rate of 0.1. The momentum is set as 0.9 and the weight decay coefficient is 1×10^{-4} . Models are trained for 90 epochs and the learning rate decays with a factor of 0.1 at 30 and 60 epochs. The batch size is set as 512 for all models. For training CPN models, the parameters (ζ, λ, β) are set as $(1.5, 0.05, 0.8)$, respectively.

Rejection Rule. For the baselines, we use their post-processing-based score as the rejection rule. For CPN models, we have two approaches: for models trained with distance-based CE loss, we follow the original paper [50, 51] and apply both distance-based and probability-based (dubbed as probs.-based) rejection rules. As for our method (OVA and hybrid), unless otherwise specified, we use the $(K + 1)$ -class posterior probabilities derived from DSTE in Eq. (18) as the rejection rule (dubbed as $(K + 1)$ probs.).

Table 1: Performance of OOD detection on CIFAR benchmarks. All the metrics on OOD detection are the *average on six OOD datasets*. “Acc” means the classification accuracy on in-distribution dataset. All values are percentages. The best results are boldfaced for highlight. The backbone is ResNet-18 [16].

Model	Loss	Rejection Rule	In-distribution dataset: CIFAR-10				In-distribution dataset: CIFAR-100			
			AUROC \uparrow	AUPR \uparrow	FPR95 \downarrow	Acc \uparrow	AUROC \uparrow	AUPR \uparrow	FPR95 \downarrow	Acc \uparrow
CNN	CE	ODIN[ICLR2018] [26]	92.13	97.92	36.19	94.98	81.05	95.44	74.04	75.83
		Maha[NeurIPS2018] [25]	90.61	97.88	45.31	94.98	74.36	92.88	71.97	75.83
		EBO[NeurIPS2020] [30]	92.24	97.96	35.15	94.98	81.36	95.50	72.29	75.83
		GradNorm[NeurIPS2021] [22]	50.04	81.79	84.18	94.98	69.78	90.69	74.91	75.83
		ReAct[NeurIPS2021] [43]	92.46	98.19	34.63	94.98	80.35	95.36	76.20	75.83
		MaxLogit[ICML2022] [19]	92.61	98.13	35.09	94.98	81.02	95.44	74.13	75.83
		KNN[ICML2022] [44]	94.39	98.65	34.42	94.98	80.43	94.84	69.72	75.83
		K probs.[ICLR2017] [17] (MSP)	91.63	98.08	50.00	94.98	76.64	94.31	80.03	75.83
CPN	DCE+PL	Distance-based[T-PAMI2022]	93.60	92.09	33.90	95.08	79.04	94.52	75.61	77.02
		Probs.-based[T-PAMI2022]	91.88	97.74	44.37	95.08	78.56	94.82	77.19	77.02
		OVA+PL ($K + 1$) probs.	94.34	98.83	39.71	95.10	80.89	95.17	72.04	78.00
		hybrid+PL ($K + 1$) probs.	94.71	98.89	36.62	95.06	81.49	95.37	69.94	78.60

6.2 Evaluation on OOD Detection

Performance Metrics of OOD detection. We use the common metrics to measure the performance of OOD detection: (1) the area under the receiver operating characteristic curve (AUROC); (2) the area under the precision-recall curve (AUPR); (3) the false positive (InD samples falsely detected as OOD) rate samples when the true positive rate of OOD samples is at 95% (denoted as FPR95). We briefly introduce the metrics applied:

- **AUROC** measures the Area Under the Receiver Operating Characteristic curve (AUROC). The ROC curve depicts the relationship between True Positive Rate and False Positive Rate.
- **AUPR** is the Area under the Precision-Recall (PR) curve. The PR curve is a graph showing the precision= $TP/(TP+FP)$ versus recall= $TP/(TP+FN)$. AUPR typically regards the in-distribution samples as positive samples.
- **FPR95** can be interpreted as the probability that a negative (InD data) sample is classified as an OOD input when the true positive rate is as high as 95%.

Performance of InD Classification. Before comparing the performance on OOD detection, we first examine the classification accuracy of different methods on InD datasets. The experiments are conducted mainly on two backbones: ResNet-18 [16] (11.2M #params) and WRN-28-10 [56] (36.5M #params). The results can be found under the “Acc” column in Table 1 and Table 2. From these results, it is evident that models trained using the hybrid learning strategy demonstrate promising generalization, could even outperforming a conventionally trained CNN. This phenomenon is worth some explanations, especially since in the original paper of CPN [50, 51], the classification performance did not stand out.

In some sense, CPN can be viewed as a generative classifier, which has the advantage of requiring less training data compared to discriminative classifiers, even in deep neural networks [37, 59]. Thus, CPN may yields higher generalized accuracy in the case of few training per class, specifically in the case of CIFAR-100 where each class has few samples than CIFAR-10. Additionally, through experiments, we found that CPN also requires a smaller batch size for training. Increasing the batch size from 64 to 128 on CIFAR-100/ResNet-18, for example, results in about 1% decrease in accuracy. The results on ImageNet-200 as shown in Fig. 3 indicates that CPN trained by hybrid learning yields comparably high accuracy to that trained by DCE while outperforms CPN trained by OVA learning, which degrades in the case of large number classes.

Table 2: Performance of OOD detection on CIFAR benchmarks. All the metrics on OOD detection are the *average on six OOD datasets*. All values are percentages. The best results are boldfaced for highlight. The backbone used is WRN-28-10 [56].

Model	Loss	Rejection Rule	In-distribution dataset: CIFAR-10				In-distribution dataset: CIFAR-100			
			AUROC \uparrow	AUPR \uparrow	FPR95 \downarrow	Acc \uparrow	AUROC \uparrow	AUPR \uparrow	FPR95 \downarrow	Acc \uparrow
CNN	CE	ODIN[ICLR2018] [26]	92.35	97.78	30.63	95.70	81.25	95.42	74.28	79.72
		Maha[NeurIPS2018] [25]	94.30	98.75	28.82	95.70	63.32	88.83	79.36	79.72
		EBO[NeurIPS2020] [30]	92.49	97.82	29.72	95.70	78.03	94.47	78.65	79.72
		GradNorm[NeurIPS2021] [22]	47.70	85.35	87.45	95.70	64.90	89.18	81.82	79.72
		ReAct[NeurIPS2021] [43]	82.80	95.93	69.93	95.70	84.09	96.33	68.46	79.72
		MaxLogit[ICML2022] [19]	92.35	97.78	30.48	95.70	77.82	94.41	79.40	79.72
		KNN[ICML2022] [44]	94.40	98.79	32.74	95.70	80.50	95.03	69.68	79.72
		K probs.[ICLR2017] [17] (MSP)	91.24	97.72	46.21	95.70	75.77	93.92	81.53	79.72
CPN	DCE+PL	Distance-based[T-PAMI2022]	93.30	98.51	39.42	96.01	80.06	94.93	73.06	80.66
		Probs.-based[T-PAMI2022]	90.07	96.49	44.05	96.01	79.40	94.70	75.27	80.66
		OVA+PL ($K + 1$) probs.	93.46	98.57	39.60	95.92	80.15	95.00	74.89	80.29
		hybrid+PL ($K + 1$) probs.	93.91	98.66	35.76	95.97	80.45	94.97	72.38	79.84

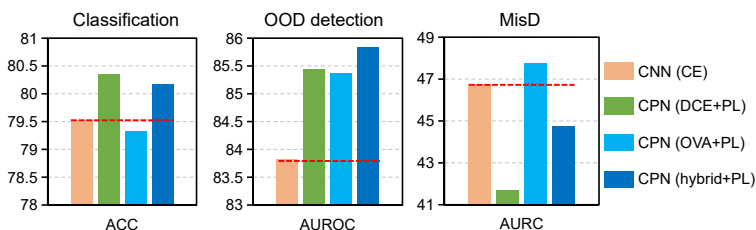


Figure 3: Classification with rejection on large-scale ImageNet-200/ResNet-50. Our method achieves consistent improvement on classification accuracy, MisD, and OOD detection. compared with CNN (CE). AUROC is multiplied by 10^3 . Other values are percentages. The rejection rule of our method is based on $(K + 1)$ -class posterior probabilities. Other methods are based on K -class posterior probabilities.

Performance of OOD Detection. We compare our method with *mostly recent* methods. The results on CIFAR benchmarks are listed in Table 1 and Table 2. As can be seen, CPN trained by OVA or hybrid learning achieves superior performance than the ordinary CNN (*i.e.*, MSP). For example, on CIFAR-10/CIFAR-100, CPN (hybrid+PL) achieves a remarkable gain of 3.08%/4.85% for ResNet-18 in terms of AUROC, compared with MSP. It is noteworthy that our rejection rule is derived from classifier output probabilities, theoretically *requiring no post-hoc techniques*. Fig.3 also shows that on ImageNet-200, all the CPN variations outperform the ordinary CNN in OOD detection, while CPN (hybrid+PL) performs best.

Comparison with Post-hoc Techniques. Although post-processing is not required, models trained using the OVA framework can achieve comparable or better OOD detection performance models that undergo post-processing, as shown in Table 1 and Table 2, from classifier output probabilities. KNN performs best in OOD detection among, but it *can add extra overhead during testing*, because it requires storing features of a large number of training samples. In addition, most of the previous methods were designed specially for OOD detection, while our work is aimed for unified classification and rejection for both OOD and misclassification. We will show in the next section that most OOD detection methods perform inferiorly in MisD.

Comparison of CPN Variations. The results in Table 1 and Table 2 show that CPN trained by DCE+PL performs well in OOD detection, outperforming most previous methods.

Table 3: Performance of MisD on CIFAR benchmarks. AURC and E-AURC values are multiplied by 10^3 . Other values are percentages. The classification accuracy on in-distribution dataset is the same as Table 1. The backbone used is ResNet-18 [16].

Model	Loss	Rejection Rule	In-distribution dataset: CIFAR-10				In-distribution dataset: CIFAR-100			
			AUROC \uparrow	FPR95 \downarrow	AURC \downarrow	E-AURC \downarrow	AUROC \uparrow	FPR95 \downarrow	AURC \downarrow	E-AURC \downarrow
CNN	CE	ODIN[ICLR2018] [26]	89.01	53.57	9.26	8.00	83.25	58.78	81.27	50.70
		Maha[NeurIPS2018] [25]	80.02	62.04	14.52	13.26	58.53	85.76	175.48	144.91
		EBO[NeurIPS2020] [30]	88.73	62.04	9.42	8.16	82.51	59.40	83.36	52.78
		GradNorm[NeurIPS2021] [22]	55.84	94.15	43.20	41.94	66.62	84.76	150.02	119.43
		ReAct[NeurIPS2021] [43]	89.60	53.25	8.96	7.69	81.17	61.01	87.19	56.64
		MaxLogit[ICML2022] [19]	89.01	53.60	9.27	6.50	83.25	58.78	81.28	50.71
		KNN[ICML2022] [44]	93.08	26.22	5.43	4.17	81.60	61.51	86.38	55.81
		K probs.[ICLR2017] [17] (MSP)	93.44	25.74	5.39	4.13	87.80	41.31	64.46	33.88
CPN	DCE+PL	Distance-based[T-PAMI2022]	92.43	38.99	5.46	4.66	82.43	63.68	82.23	53.53
		Probs.-based[T-PAMI2022]	93.07	30.96	4.46	3.66	87.13	43.99	63.91	35.22
		OVA+PL ($K + 1$) probs.	93.85	22.20	4.79	3.56	86.26	53.28	66.55	40.35
		hybrid+PL ($K + 1$) probs.	93.95	21.71	4.60	3.36	85.39	55.56	66.91	42.18

6.3 Evaluation on MisD

Performance Metrics of MisD. Commonly used metrics for MisD are the risk-coverage curve (AURC), the normalized AURC (E-AURC) [13], FPR95, and AUROC. The difference between AUROC and FPR95 in OOD detection and MisD is that the former regards OOD data as abnormal inputs while the latter regards misclassified examples as abnormal inputs. We give descriptions of the remaining metrics: AURC, and E-AURC.

- **AURC** is the area under the risk-coverage curve, which is defined by the work of [13]. The coverage indicates the ratio of samples whose confidence estimates are higher than some confidence threshold, and the risk is an error rate computed by using those samples. The formulations are listed as follows

$$\text{coverage} = \frac{\sum_{\mathbf{x}_i \sim \mathcal{D}_{\text{in}}} \mathbf{1}(r(\mathbf{x}_i) = 0)}{|\mathcal{D}_{\text{in}}|}, \quad (27)$$

$$\text{risk} = \frac{\sum_{\mathbf{x}_i \sim \mathcal{D}_{\text{in}}} \mathbf{1}\{(r(\mathbf{x}_i) = 0) \cap (c(\mathbf{x}_i) \neq y_i)\}}{\sum_{\mathbf{x}_i \sim \mathcal{D}_{\text{in}}} \mathbf{1}(r(\mathbf{x}_i) = 0)}, \quad (28)$$

A low value of AURC means that correct and incorrect predictions are well-separable.

- **E-AURC**, known as excess AURC, is a normalization of AURC where we subtract the AURC of the best score function in hindsight [13].

Importance of MisD. OOD detection and MisD are discussed together in previous studies [32, 62], and it is suggested by [23] that comprehensive evaluations in reliable predictions require comparing all relevant tasks from previously separated fields. In practical applications, it is unrealistic to assume that high-potential risks only result from OOD data and no risk from misclassification, so the model is expected to reject both OOD and misclassified inputs. *Furthermore, the work of [23] claimed that none of the prevalent methods is able to outperform a softmax baseline (i.e., MSP) across a range of realistic failure sources.* We will show that the hybrid learning framework with CPN is a promising direction to tackle this problem.

Performance of MisD. We evaluate the performance of the baselines and our method on MisD, and the results are listed in Table 3 and Table 4. As can be seen, most of these other compared methods are much harmful for MisD, compared with CNN (MSP). It reveals that *the improvements on OOD detection of most previous methods are at the cost of rejection ability on misclassified inputs.* However, our method could achieve

Table 4: Performance of MisD on CIFAR benchmarks. AURC and E-AURC values are multiplied by 10^3 . Other values are percentages. The classification accuracy on in-distribution dataset is the same as Table 2. The backbone used is WRN-28-10 [56].

Model Loss	Rejection Rule	In-distribution dataset: CIFAR-10				In-distribution dataset: CIFAR-100			
		AUROC \uparrow	FPR95 \downarrow	AURC \downarrow	E-AURC \downarrow	AUROC \uparrow	FPR95 \downarrow	AURC \downarrow	E-AURC \downarrow
CNN CE	ODIN[ICLR2018] [26]	87.96	65.01	8.17	7.38	84.23	57.42	63.22	41.35
	Maha[NeurIPS2018] [25]	86.67	46.82	7.33	6.54	73.49	69.02	91.43	69.56
	EBO[NeurIPS2020] [30]	92.96	30.74	8.28	7.48	83.56	58.04	64.81	42.94
	GradNorm[NeurIPS2021] [22]	39.42	96.17	50.54	49.74	55.54	91.61	170.43	148.56
	ReAct[NeurIPS2021] [43]	75.63	71.70	14.58	13.78	70.31	74.75	104.38	82.51
	MaxLogit[ICML2022] [19]	86.77	69.61	8.94	8.17	84.23	57.42	63.22	41.36
	KNN[ICML2022] [44]	93.48	26.55	3.83	3.04	84.84	53.04	60.46	38.59
	K probs.[ICLR2017] [17] (MSP)	92.97	30.75	4.63	3.73	88.50	40.52	49.45	27.59
CPN	DCE+PL Distance-based[T-PAMI2022]	93.07	30.96	4.46	3.66	84.90	62.25	60.51	40.61
	DCE+PL Probs.-based[T-PAMI2022]	92.43	38.99	5.46	4.66	87.96	43.63	49.00	28.96
	OVA+PL ($K + 1$) probs.	93.22	29.91	4.49	3.65	86.80	52.13	55.79	34.75
	hybrid+PL ($K + 1$) probs.	93.30	28.04	4.39	3.57	86.86	53.68	57.10	35.26

Table 5: Ablation studies on PL and threshold settings on CIFAR-10. AURC and E-AURC values are multiplied by 10^3 . Other values are percentages. The backbone is ResNet-18 [16].

PL	Thres.	OOD detection		MisD	
		AUROC \uparrow	FPR95 \downarrow	AURC \downarrow	E-ARUC \downarrow
\times	①	92.48	42.52	7.24	5.74
\times	②	93.76	41.98	4.77	3.60
\times	③	93.79	42.41	5.13	3.94
\checkmark	③	94.34	39.71	4.79	3.56

improvement on MisD. For instance, on CIFAR-10, CPN (hybrid+PL) achieves a gain of 0.79 % for ResNet-18 in terms of AURC, compared with CNN (MSP). Our method achieves consistent improvement on rejecting both OOD and misclassified inputs, which is not realized by other methods.

Despite that our method could attain improvement on MisD, there are two issues that are worth discussing. One is that KNN [44] could also sometimes achieve better performance on MisD. KNN is a *non-parametric estimation* method of data distribution in pattern recognition, and this characteristic may account for the improvement. However, KNN only outperforms MSP in easier dataset with large network, like CIFAR-10/WRN-28-10. In addition, KNN needs to **store a large number of samples or features**, which is a huge cost. Another point is that our method may perform slightly worse than MSP on MisD, though it outperforms all these other baselines. We attribute this to the complexity of modeling data in CIFAR-100. CPN assumes a single Gaussian component with equal covariance for each class, which might not capture the intricate data distribution effectively. Investigating the modeling of more intricate data distributions is a promising avenue for future research, as it has the potential to significantly improve our framework’s performance.

The results on ImageNet-200 are shown in Fig. 3. As can be seen in the figure, our method outperforms CNN trained by CE loss. Furthermore, CPN trained by hybrid learning achieves comparable AURC to that trained by DCE while outperforms CPN trained by OVA learning, since the performance of OVA learning would degrade as the number of classes increases.

Table 6: Ablation studies on PL and threshold settings on CIFAR-100. AURC and E-AURC values are multiplied by 10^3 . Other values are percentages. The backbone is ResNet-18 [16].

PL	Thres.	OOD detection		MisD	
		AUROC \uparrow	FPR95 \downarrow	AURC \downarrow	E-ARUC \downarrow
\times	①	79.54	72.80	64.10	38.15
\times	②	78.96	77.42	73.87	46.59
\times	③	79.16	74.92	67.38	41.70
\checkmark	③	80.89	72.04	66.55	40.35

Table 7: Ablation studies on rejection rules. AURC and E-AURC values are multiplied by 10^3 . Other values are percentages. The backbone is WRN-28-10 [56].

Dataset	Rej.	OOD detection		MisD	
		AUROC \uparrow	FPR95 \downarrow	AURC \downarrow	E-ARUC \downarrow
CIFAR-10	ϕ^b	93.75	35.92	4.39	3.57
	ϕ^{K+1}	93.91	35.76	4.39	3.57
CIFAR-100	ϕ^b	79.89	73.83	57.01	35.17
	ϕ^{K+1}	80.45	72.38	57.10	35.26

6.4 Ablation Studies

Influence of PL and threshold settings. In the original work of CPN [50, 51], PL was shown to be beneficial to classification and OOD detection performance. In this paper, we further evaluate the effects of PL with different settings of prototype thresholds (in Eq. (25)). The thresholds are learnable together with the CPN parameters. They can also be fixed values because by feature representation learning by DNN, the sample features of one class can be constrained in a hypersphere of fixed radius. As an intermediate case, the thresholds of all prototypes can share a common learnable value. Sharing common threshold for all prototypes can help the OVA learned CPN better balance the discriminant functions of different classes, so as to benefit multi-class classification. In summary, we have three types of threshold settings: ① a constant shared threshold across classes, ② a shared learnable parameter, and ③ different learnable parameters for each class. All the experimental results are listed in Table 5 and Table 6 on CIFAR-10 and CIFAR-100, respectively. In the experiments where the threshold is set as a constant, we first obtain the learned threshold in the case ② where it is a variable. We then use this learned threshold as the constant threshold and continue to optimize the other parameters in the case ②. The results on CIFAR-10 show that when PL is not allowed, setting non-shared learnable thresholds performs best, and PL further improves the performance. On CIFAR-100, however, CPN with constant shared threshold outperforms the ones with learnable thresholds. This is because of the influence of imbalance for larger number of classes. In this case, using PL with learnable threshold shows evident benefit.

Influence of rejection rules. Besides the proposed decision rules in Eq. (17) and Eq. (18), the outputs of multiple binary classifiers can also be used for rejection:

$$\phi^b(x) = \max_i p_i^{\text{OVA}}(x). \quad (29)$$

We provide in Table 7 the results based on $\phi^b(x)$, and ϕ^{K+1} , on the same CPN model trained by hybrid learning strategy. The $(K+1)$ -class classifier derived in this paper are based on the probabilities from multiple binary classifiers, hence the performance of rejection based on either binary probabilities or $(K+1)$ -class probabilities does not vary significantly. Nevertheless, the performance based on $(K+1)$ -class probabilities is consistently better.

7 Conclusion and Future Work

In this paper, we attempt to build a unified framework for building open set classifiers for multi-class classification and rejection of OOD and misclassification inputs. We formulate the open set recognition of K -known-class as a $(K + 1)$ -class classification problem with model trained on known-class samples only. The classifier is trained by OVA learning and the binary probabilities of K known classes can be combined into $(K + 1)$ -class posterior probabilities, which enables classification and OOD/misclassification rejection in a unified framework. We further propose a hybrid learning strategy, combining the advantages of OVA learning and multi-class discrimination. The proposed learning strategies are implemented on convolutional prototype network. Experiments on OOD detection and MisD demonstrate that the proposed framework achieves competitive performance in closed-set classification, OOD detection and MisD.

The proposed framework and learning strategies can also be implemented with other classifier architectures, such as autoencoder-based model and CSSR. Though we do not use OOD samples in training in our experiments, the proposed OVA and hybrid learning strategies are easily applied to the case of training with OOD samples. Our experiments evaluated the performance of OOD detection and MisD separately though the proposed rejection rule allows both rejection types simultaneously. However, the measurement of performance of joint classification and OOD as well as MisD remains a future work.

References

- [1] Jeffrey A Barnett. Computational methods for a mathematical theory of evidence. *Proceedings of the Seventh International Joint Conference on Artificial Intelligence-Volume 2*, pages 868–875, 1981.
- [2] Abhijit Bendale and Terrance E Boult. Towards open set deep networks. *Proceedings of the IEEE Conference on Computer Vision and Pattern Recognition*, pages 1563–1572, 2016.
- [3] Mariusz Bojarski, Davide Del Testa, Daniel Dworakowski, Bernhard Firner, Beat Flepp, Praseon Goyal, Lawrence D Jackel, Mathew Monfort, Urs Muller, Jiakai Zhang, et al. End to end learning for self-driving cars. *arXiv preprint arXiv:1604.07316*, 2016.
- [4] Guangyao Chen, Limeng Qiao, Yemin Shi, Peixi Peng, Jia Li, Tiejun Huang, Shiliang Pu, and Yonghong Tian. Learning open set network with discriminative reciprocal points. *Computer Vision—ECCV 2020: 16th European Conference, Glasgow, UK, August 23–28, 2020, Proceedings, Part III 16*, pages 507–522, 2020.
- [5] Zhen Cheng, Fei Zhu, Xu-Yao Zhang, and Cheng-Lin Liu. Average of pruning: Improving performance and stability of out-of-distribution detection. *arXiv preprint arXiv:2303.01201*, 2023.
- [6] C Chow. On optimum recognition error and reject tradeoff. *IEEE Transactions on Information Theory*, 16(1):41–46, 1970.
- [7] Mircea Cimpoi, Subhansu Maji, Iasonas Kokkinos, Sammy Mohamed, and Andrea Vedaldi. Describing textures in the wild. *Proceedings of the IEEE Conference on Computer Vision and Pattern Recognition*, pages 3606–3613, 2014.
- [8] Jia Deng, Wei Dong, Richard Socher, Li-Jia Li, Kai Li, and Li Fei-Fei. Imagenet: A large-scale hierarchical image database. *Proceedings of the IEEE Conference on Computer Vision and Pattern Recognition*, pages 248–255, 2009.
- [9] Xuefeng Du, Zhaoning Wang, Mu Cai, and Sharon Li. Towards unknown-aware learning with virtual outlier synthesis. *International Conference on Learning Representations*, 2022.
- [10] Bernard Dubuisson and Mylene Masson. A statistical decision rule with incomplete knowledge about classes. *Pattern Recognition*, 26(1):155–165, 1993.
- [11] Andre Esteva, Brett Kuprel, Roberto A Novoa, Justin Ko, Susan M Swetter, Helen M Blau, and Sebastian Thrun. Dermatologist-level classification of skin cancer with deep neural networks. *Nature*, 2017.

- [12] Mikel Galar, Alberto Fernández, Edurne Barrenechea, Humberto Bustince, and Francisco Herrera. An overview of ensemble methods for binary classifiers in multi-class problems: Experimental study on one-vs-one and one-vs-all schemes. *Pattern Recognition*, 44(8):1761–1776, 2011.
- [13] Yonatan Geifman, Guy Uziel, and Ran El-Yaniv. Bias-reduced uncertainty estimation for deep neural classifiers. *International Conference on Learning Representations*, 2019.
- [14] Chuanxing Geng, Sheng-Jun Huang, and Songcan Chen. Recent advances in open set recognition: A survey. *IEEE Transactions on Pattern Analysis and Machine Intelligence*, 43(10):3614–3631, 2021.
- [15] Ian Goodfellow, Yoshua Bengio, and Aaron Courville. *Deep learning*. MIT Press, 2016.
- [16] Kaiming He, Xiangyu Zhang, Shaoqing Ren, and Jian Sun. Deep residual learning for image recognition. *Proceedings of the IEEE Conference on Computer Vision and Pattern Recognition*, pages 770–778, 2016.
- [17] Dan Hendrycks and Kevin Gimpel. A baseline for detecting misclassified and out-of-distribution examples in neural networks. *International Conference on Learning Representations*, 2017.
- [18] Dan Hendrycks, Mantas Mazeika, and Thomas Dietterich. Deep anomaly detection with outlier exposure. *International Conference on Learning Representations*, 2019.
- [19] Dan Hendrycks, Steven Basart, Mantas Mazeika, Andy Zou, Joseph Kwon, Mohammadreza Mostajabi, Jacob Steinhardt, and Dawn Song. Scaling out-of-distribution detection for real-world settings. *International Conference on Machine Learning*, 2022.
- [20] Hongzhi Huang, Yu Wang, Qinghua Hu, and Ming-Ming Cheng. Class-specific semantic reconstruction for open set recognition. *IEEE Transactions on Pattern Analysis and Machine Intelligence*, 45(4):4214–4228, 2022.
- [21] Rui Huang, Andrew Geng, and Yixuan Li. On the importance of gradients for detecting distributional shifts in the wild. *Advances in Neural Information Processing Systems*, 34:677–689, 2021.
- [22] Rui Huang, Andrew Geng, and Yixuan Li. On the importance of gradients for detecting distributional shifts in the wild. *Advances in Neural Information Processing Systems*, 34:677–689, 2021.
- [23] Paul F Jaeger, Carsten Tim Lüth, Lukas Klein, and Till J. Bungert. A call to reflect on evaluation practices for failure detection in image classification. *International Conference on Learning Representations*, 2023.
- [24] Alex Krizhevsky et al. Learning multiple layers of features from tiny images. 2009.
- [25] Kimin Lee, Kibok Lee, Honglak Lee, and Jinwoo Shin. A simple unified framework for detecting out-of-distribution samples and adversarial attacks. *Advances in Neural Information Processing Systems*, 31, 2018.
- [26] Shiyu Liang, Yixuan Li, and R Srikant. Enhancing the reliability of out-of-distribution image detection in neural networks. *International Conference on Learning Representations*, 2018.
- [27] Cheng-Lin Liu. Classifier combination based on confidence transformation. *Pattern Recognition*, 38(1): 11–28, 2005.
- [28] Cheng-Lin Liu. One-vs-all training of prototype classifier for pattern classification and retrieval. *International Conference on Pattern Recognition*, pages 3328–3331, 2010.
- [29] Cheng-Lin Liu, Hiroshi Sako, and Hiromichi Fujisawa. Performance evaluation of pattern classifiers for handwritten character recognition. *International Journal on Document Analysis and Recognition*, 4(3): 191–204, 2002.
- [30] Weitang Liu, Xiaoyun Wang, John Owens, and Yixuan Li. Energy-based out-of-distribution detection. *Advances in Neural Information Processing Systems*, 33:21464–21475, 2020.

- [31] Yifei Ming, Ying Fan, and Yixuan Li. POEM: Out-of-distribution detection with posterior sampling. *International Conference on Machine Learning*, 2022.
- [32] Jooyoung Moon, Jihyo Kim, Younghak Shin, and Sangheum Hwang. Confidence-aware learning for deep neural networks. *International Conference on Machine Learning*, pages 7034–7044, 2020.
- [33] Yuval Netzer, Tao Wang, Adam Coates, Alessandro Bissacco, Bo Wu, and Andrew Y Ng. Reading digits in natural images with unsupervised feature learning. 2011.
- [34] Anh M Nguyen, Jason Yosinski, and Jeff Clune. Deep neural networks are easily fooled: High confidence predictions for unrecognizable images. *Proceedings of the IEEE Conference on Computer Vision and Pattern Recognition*, pages 427–436, 2015.
- [35] Poojan Oza and Vishal M Patel. C2ae: Class conditioned auto-encoder for open-set recognition. *Proceedings of the IEEE/CVF Conference on Computer Vision and Pattern Recognition*, pages 2307–2316, 2019.
- [36] Shreyas Padhy, Zachary Nado, Jie Ren, Jeremiah Liu, Jasper Snoek, and Balaji Lakshminarayanan. Revisiting one-vs-all classifiers for predictive uncertainty and out-of-distribution detection in neural networks. *International Conference on Machine Learning Workshop*, 2020.
- [37] Tianyu Pang, Chao Du, and Jun Zhu. Max-mahalanobis linear discriminant analysis networks. In *International Conference on Machine Learning*, pages 4016–4025. PMLR, 2018.
- [38] Kuniaki Saito and Kate Saenko. Ovanet: One-vs-all network for universal domain adaptation. *Proceedings of the IEEE/CVF International Conference on Computer Vision*, pages 9000–9009, 2021.
- [39] Mohammadreza Salehi, Hossein Mirzaei, Dan Hendrycks, Yixuan Li, Mohammad Hossein Rohban, and Mohammad Sabokrou. A unified survey on anomaly, novelty, open-set, and out of-distribution detection: Solutions and future challenges. *Transactions on Machine Learning Research*, 2022. ISSN 2835-8856.
- [40] Chandramouli Shama Sastry and Sageev Oore. Detecting out-of-distribution examples with Gram matrices. *International Conference on Machine Learning*, 2020.
- [41] Glenn Shafer. *A mathematical theory of evidence*, volume 42. Princeton University Press, 1976.
- [42] Xin Sun, Zhenning Yang, Chi Zhang, Keck-Voon Ling, and Guohao Peng. Conditional gaussian distribution learning for open set recognition. *Proceedings of the IEEE/CVF Conference on Computer Vision and Pattern Recognition*, pages 13480–13489, 2020.
- [43] Yiyu Sun, Chuan Guo, and Yixuan Li. React: Out-of-distribution detection with rectified activations. *Advances in Neural Information Processing Systems*, 34, 2021.
- [44] Yiyu Sun, Yifei Ming, Xiaojin Zhu, and Yixuan Li. Out-of-distribution detection with deep nearest neighbors. *International Conference on Machine Learning*, 2022.
- [45] Rajeev Verma and Eric Nalisnick. Calibrated learning to defer with one-vs-all classifiers. *International Conference on Machine Learning*, pages 22184–22202, 2022.
- [46] Haoqi Wang, Zhizhong Li, Litong Feng, and Wayne Zhang. Vim: Out-of-distribution with virtual-logit matching. *Proceedings of the IEEE/CVF Conference on Computer Vision and Pattern Recognition*, pages 4921–4930, 2022.
- [47] Hongxin Wei, Renchunzi Xie, Hao Cheng, Lei Feng, Bo An, and Yixuan Li. Mitigating neural network overconfidence with logit normalization. *International Conference on Machine Learning*, 2022.
- [48] Yandong Wen, Kaipeng Zhang, Zhifeng Li, and Yu Qiao. A discriminative feature learning approach for deep face recognition. *European Conference on Computer Vision*, pages 499–515, 2016.

- [49] Pingmei Xu, Krista A Ehinger, Yinda Zhang, Adam Finkelstein, Sanjeev R Kulkarni, and Jianxiong Xiao. Turkergaze: Crowdsourcing saliency with webcam based eye tracking. *arXiv preprint arXiv:1504.06755*, 2015.
- [50] Hong-Ming Yang, Xu-Yao Zhang, Fei Yin, and Cheng-Lin Liu. Robust classification with convolutional prototype learning. *Proceedings of the IEEE conference on Computer Vision and Pattern Recognition*, pages 3474–3482, 2018.
- [51] Hong-Ming Yang, Xu-Yao Zhang, Fei Yin, Qing Yang, and Cheng-Lin Liu. Convolutional prototype network for open set recognition. *IEEE Transactions on Pattern Analysis and Machine Intelligence*, 44(5): 2358–2370, 2022.
- [52] Jingkang Yang, Kaiyang Zhou, Yixuan Li, and Ziwei Liu. Generalized out-of-distribution detection: A survey. *arXiv preprint arXiv:2110.11334*, 2021.
- [53] Jingkang Yang, Pengyun Wang, Dejian Zou, Zitang Zhou, Kunyuan Ding, Wenxuan Peng, Haoqi Wang, Guangyao Chen, Bo Li, Yiyu Sun, et al. Openood: Benchmarking generalized out-of-distribution detection. *arXiv preprint arXiv:2210.07242*, 2022.
- [54] Ryota Yoshihashi, Wen Shao, Rei Kawakami, Shaodi You, Makoto Iida, and Takeshi Naemura. Classification-reconstruction learning for open-set recognition. *Proceedings of the IEEE/CVF Conference on Computer Vision and Pattern Recognition*, pages 4016–4025, 2019.
- [55] Fisher Yu, Ari Seff, Yinda Zhang, Shuran Song, Thomas Funkhouser, and Jianxiong Xiao. Lsun: Construction of a large-scale image dataset using deep learning with humans in the loop. *arXiv preprint arXiv:1506.03365*, 2015.
- [56] Sergey Zagoruyko and Nikos Komodakis. Wide residual networks. *Proceedings of the British Machine Vision Conference*, 2016.
- [57] Hongjie Zhang, Ang Li, Jie Guo, and Yanwen Guo. Hybrid models for open set recognition. *Computer Vision–ECCV 2020: 16th European Conference, Glasgow, UK, August 23–28, 2020, Proceedings, Part III 16*, pages 102–117, 2020.
- [58] Xu-Yao Zhang, Guo-Sen Xie, Xiuli Li, Tao Mei, and Cheng-Lin Liu. A survey on learning to reject. *Proceedings of the IEEE*, 111(2):185–215, 2023.
- [59] Chenyu Zheng, Guoqiang Wu, Fan Bao, Yue Cao, Chongxuan Li, and Jun Zhu. Revisiting discriminative vs. generative classifiers: Theory and implications. In *International Conference on Machine Learning*, volume 202, pages 42420–42477. PMLR, 23–29 Jul 2023.
- [60] Liang Zheng, Liyue Shen, Lu Tian, Shengjin Wang, Jingdong Wang, and Qi Tian. Scalable person re-identification: A benchmark. *Proceedings of the IEEE International Conference on Computer Vision*, pages 1116–1124, 2015.
- [61] Bolei Zhou, Agata Lapedriza, Aditya Khosla, Aude Oliva, and Antonio Torralba. Places: A 10 million image database for scene recognition. *IEEE Transactions on Pattern Analysis and Machine Intelligence*, 40(6):1452–1464, 2017.
- [62] Fei Zhu, Zhen Cheng, Xu-Yao Zhang, and Cheng-Lin Liu. Rethinking confidence calibration for failure prediction. *Computer Vision–ECCV 2022: 17th European Conference, Tel Aviv, Israel, October 23–27, 2022, Proceedings, Part XXV*, pages 518–536, 2022.
- [63] Fei Zhu, Zhen Cheng, Xu-Yao Zhang, and Cheng-Lin Liu. Openmix: Exploring outlier samples for misclassification detection. *Proceedings of the IEEE/CVF Conference on Computer Vision and Pattern Recognition*, pages 12074–12083, 2023.