

Rethinking Integrated Sensing and Communication: When Near Field Meets Wideband

Zhaolin Wang, Xidong Mu, and Yuanwei Liu

Abstract—This article re-examines integrated sensing and communication (ISAC) systems operating in the near-field region of a large antenna array while exploiting a large bandwidth. We first reveal the fundamental characteristics of wideband sensing and communication (S&C) channels and highlight the key changes that occur during the transition from the far-field to the near-field region. Specifically, there are two fundamental changes in the near-field region: *strong angular-delay correlation* and *element-specific Doppler frequencies*. It is highlighted that the near-field effect can enable the wideband-like S&C functionalities in terms of signal multiplexing and range sensing due to the strong angular-delay correlation, thus allowing the trading of large antenna arrays for large bandwidths. Furthermore, it also introduces the wideband-unattainable functionalities in high mobility S&C scenarios by leveraging the element-specific Doppler frequencies. We then delineate certain paradigm shifts in thinking required to advance toward near-field wideband ISAC systems, with a particular emphasis on resource allocation, antenna array arrangement, and transceiver architecture. Lastly, some other promising directions are discussed.

I. INTRODUCTION

Integrated sensing and communication (ISAC) techniques are emerging as a promising paradigm for future wireless systems, where the same radio frequency (RF) signals are used for both sensing and communication (S&C) purposes [1]. ISAC techniques can enable various applications such as autonomous driving, smart cities, and virtual reality. However, ISAC techniques also pose significant challenges in terms of signal design, resource allocation, and performance evaluation. One of the key requirements for ISAC techniques is to achieve high-resolution sensing and high-rate communication simultaneously, which demands large bandwidths and large antenna arrays. Bandwidth is one of the easiest leverages to reach these objectives. On the one hand, the larger the bandwidth, the more data can be transferred in a given amount of time. On the other hand, large bandwidth can also provide fine time resolution for accurate ranging and Doppler estimation. However, the large bandwidth may not always be available due to various factors, such as regulatory constraints, compatibility, standardization, and hardware limitations (e.g., low sampling rate).

Furthermore, large antenna arrays have traditionally been envisioned to offer a high spatial resolution for tasks such as angle-of-arrival estimation and angular beamforming [1], which diverges from the functions primarily associated with large bandwidth. Does this mean the large antenna array and

the large bandwidth are two independent technical roads for S&C? No, the landscape changes as the aperture of antenna arrays reaches an extremely large scale, coupled with extremely high operating frequencies, giving rise to the inevitable near-field effect. Specifically, the near field and far field are two intrinsic electromagnetic field regions associated with antenna arrays. Current wireless networks predominantly operate within the far-field region, owing to the modest antenna array aperture and lower operating frequencies. However, with the advent of extremely large aperture arrays (ELAAs) and the utilization of high-frequency bands, such as mmWave and THz bands, recent research indicates that the near-field region may extend to tens or even hundreds of meters [2]. Consequently, in specific contexts, notably indoor scenarios, the near-field region may take precedence in S&C applications. Although the near-field effect introduces added complexity to S&C channels, it opens up new opportunities for *trading large antenna arrays for large bandwidths*, by enabling the previously wideband-specific S&C functionalities in the spatial domain. Consequently, it becomes feasible to reduce the bandwidth requirements within S&C systems. Furthermore, the near-field effect also brings new functionalities unattainable solely through bandwidth expansion in high mobility scenarios. The introduction of new S&C abilities enabled by ELAAs in their near field requires a rethinking of wideband ISAC design, which motivates us to develop this article.

The main issues in the context of near-field wideband ISAC addressed by this article are summarized as follows:

- Exploration of the fundamental characteristics of far-field and near-field wideband channels.
- A comprehensive comparison of the similarities and disparities between near-field systems and wideband systems for S&C, with an emphasis on how the near-field effect enables wideband-like functionalities and what fundamental changes it introduced in high mobility scenarios.
- A rethinking of the evolution towards near-field wideband ISAC systems, with a specific focus on resource allocation, antenna array arrangement, and transceiver architecture.

II. FUNDAMENTALS WIDEBAND CHANNELS: FROM FAR-FIELD TO NEAR-FIELD

In this section, we discuss the fundamentals of the far-field and near-field wideband channels with multi-carrier modulations and highlight the changes introduced by the near-field effect. For the sake of simplicity, we temporarily exclude the Doppler effect, which will be detailed in the subsequent sections.

The authors are with the School of Electronic Engineering and Computer Science, Queen Mary University of London, London E1 4NS, U.K. (e-mail: zhaolin.wang@qmul.ac.uk, xidong.mu@qmul.ac.uk, yuanwei.liu@qmul.ac.uk).

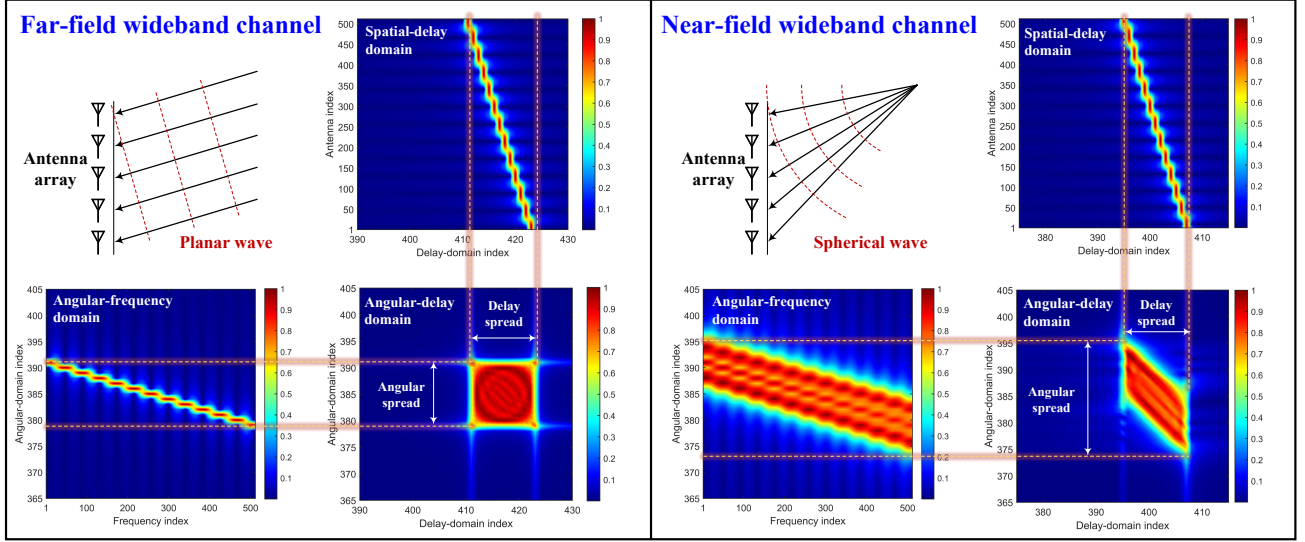


Fig. 1. Near-field and far-field wideband channel at 60 GHz with a 6 GHz bandwidth using 512 equally spaced sub-bands. The BS has a 512-element ULA with antenna spacing set to half the wavelength at the central frequency. For the far-field channel, we have a single-antenna user 200 meters away from the BS at a 60° angle. In the near-field channel, the user is 20 meters away in the same direction. We represent the channel matrices in spatial-delay, angular-frequency, and angular-delay domains as $\mathbf{H}\mathbf{F}_M^H$, $\mathbf{F}_N^H\mathbf{H}$, and $\mathbf{F}_N^H\mathbf{H}\mathbf{F}_M^H$, where \mathbf{F}_N and \mathbf{F}_M are normalized DFT matrices of size N and M , respectively.

A. Far-Field Wideband Channel

We contemplate a wireless system comprising a uniform linear array (ULA) with N antennas and M equally-spaced sub-bands, where signals emanate from a source or are reflected by a target situated in the far-field region. Let \mathbf{H} represent the frequency-domain wideband channel matrix, with dimensions $N \times M$. The entry h_{nm} at the n th row and m th column of \mathbf{H} signifies the far-field signal received at the n th antenna and the m th sub-band. In far-field systems, the phase changes of the signals can be approximately calculated based on the *planar-wave model*, as illustrated on the left-hand side of Figure 1. Therefore, h_{nm} can be modeled as [2]

$$h_{nm} = \beta e^{-j2\pi f_m(\tau - d_n \cos \theta)}, \quad (1)$$

where τ and θ denote the propagation delay and the angle of the signal source with respect to the center of the antenna array, respectively, β denote the channel gain, f_m denotes the frequency of the m th sub-band, $d_n = (n - 1 - \frac{N-1}{2})d/c$ denote the propagation delay from the n th antenna to the center of the antenna array, d denote the antenna spacing, and c denote the speed of light. To gain further insights, on the left-hand side of Figure 1, we demonstrate the channel matrix \mathbf{H} in the spatial-delay domain, angular-frequency domain, and angular-delay domain, respectively, which can be obtained by discrete Fourier transform (DFT) [3]. As can be observed, in the spatial-delay domain, the wide bandwidth effectively resolves propagation delay. However, the large antenna array results in varying delays among antennas. Similarly, in the angular-frequency domain, the large array resolves angle-of-arrival, but the wide bandwidth associates different frequencies with different angles. Thus, in the angular-delay domain, there is a notable delay spread and a notable angular spread. On the one hand, the significant delay spread results in a reduced coherence bandwidth, which is referred to as the

frequency-wideband effect. Therefore, a larger guard interval is needed to avoid inter-symbol interference. On the other hand, the extensive angular spread causes different frequencies to perceive the signal source from different directions, denoted as the *spatial-wideband effect*. This effect can cause beam squint or more severe beam split issues for the phased array.

B. Near-Field Wideband Channel

Compared to the far-field system, one of the most fundamental changes in the near-field system is that the channel should be accurately modeled based on the *spherical-wave model* instead of the *planar-wave model*, as depicted in Figure 1. In this case, the phase changes of the signals become a *non-linear* function of the antenna index. Based on the spherical-wave model, h_{nm} should be modelled as [2]:

$$h_{nm} = \beta e^{-j2\pi f_m \sqrt{\tau^2 + d_n^2 - 2\tau d_n \cos \theta}}. \quad (2)$$

The resultant channel matrices in different domains are shown on the right-hand side of Figure 1. Notably, the near-field effect introduces no significant change in the spatial-delay domain. However, in the angular-frequency domain, an angular spread occurs at each frequency. This is because in the near-field region, even for a single sub-band, different antennas of the ELAA “see” the signal source from different directions. Furthermore, the near-field effect also renders the representation of the channel matrices in the angular-delay domain from the rectangular shape to the diamond shape, where different delays correspond to different angular spreads. This is because, in the near-field system, there exists a strong *angular-delay correlation* in the phase of the channel. The angle spread in the angular domain is essentially caused by the hidden delay information coupled with the angle information. Such a correlation makes it possible to achieve wideband-like S&C abilities only in the spatial domain. Additionally, it is worth

noting that the above discussion is based on the assumption that the user or target is static. In high mobility scenarios, another fundamental change caused by the near-field effect is that different antennas exhibit different Doppler frequencies, which will be detailed in the following section.

III. NEAR-FIELD VERSUS WIDEBAND: SIMILARITIES AND DIFFERENCES FOR S&C

In this section, we explore the near-field and wideband effects in the context of S&C, respectively. We emphasize that while there are notable differences between these two effects, they also exhibit some key similarities. These shared characteristics position ELAAs as a potential alternative to the large bandwidth. To better understand the differences and similarities between near-field and wideband effects for S&C, in the following, we discuss them from sensing and communication views, respectively, by considering the far-field narrowband systems as the benchmark.

A. Sensing View

We first focus on the target parameter sensing, which typically encompasses the estimation of three fundamental parameters: angle, distance, and velocity. Compared to far-field narrowband systems, where angle information can be effectively estimated through array processing, the strengths of wideband and near-field systems lie in the estimation of distance and velocity, which will be detailed in the following.

1) *Distance Sensing*: In far-field narrowband systems, the task of estimating distance information poses a notable challenge for a single sensing node. In this case, achieving target localization necessitates cooperative sensing, requiring the collaboration of at least two sensing nodes. Both wideband and near-field systems offer solutions to this issue through distinct mechanisms. As discussed in Section II, the delay domain and the frequency domain maintain a reciprocal relationship through the Fourier transform. Consequently, a broader bandwidth engenders an enhanced resolution in the delay domain, thereby facilitating the distance estimation. There exist some wideband signals designed for distance estimation, such as linear frequency modulation signals, often referred to as chirp signals [4]. These chirp signals exhibit a continuous change in frequency over time, either increasing (up-chirp) or decreasing (down-chirp). The estimation of distance is achieved through the measurement of the time-of-flight of the chirp signal. Moreover, some wideband communication signals are also suitable for distance sensing, such as the orthogonal frequency-division multiplexing (OFDM) signals [5]. Utilizing OFDM signals, distance estimation can be accomplished through frequency-domain signal processing techniques. Conversely, in near-field systems, distance estimation no longer hinges upon the availability of a wide bandwidth. Instead, the task of distance estimation can be accomplished exclusively through spatial-domain signal processing techniques, owing to the spherical wave propagation of the signals [6]. Consequently, the near-field system facilitates the concurrent estimation of both the angle and distance of the target within the spatial domain, thereby enabling the precise localization of the target.

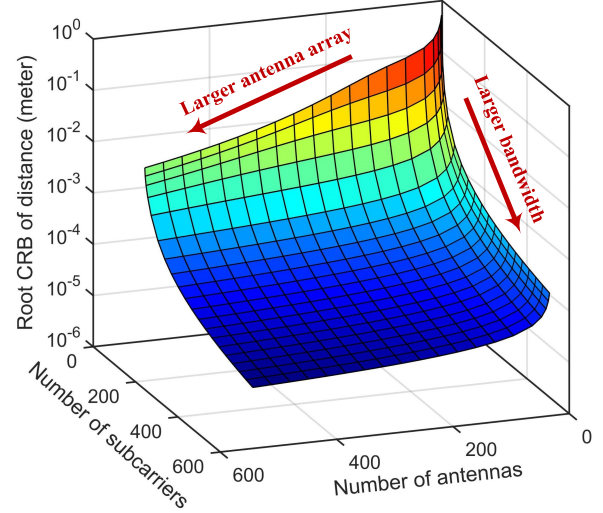


Fig. 2. The distance sensing CRB with varying antennas and sub-bands for a BS operating at 60 GHz. The target is a point-like object 20 m away at a 60° angle. Antenna spacing is half the signal wavelength, with a sub-band spacing of 1 MHz, sensing period of 1 ms, and SNR of 0 dB.

However, it is worth noting that in comparison to wideband sensing, the accuracy of distance estimation within near-field sensing diminishes as the distance from the target increases because of the weaker near-field effect. This constraint renders near-field sensing unable to entirely supplant the capabilities of wideband sensing. Therefore, it is still beneficial to harness the broad bandwidth in near-field sensing to enhance the distance estimation. In Figure 2, we illustrate the performance of distance sensing in near-field wideband sensing systems, where the Cramér-Rao bound (CRB) is used as the performance metric. The CRB defines the asymptotic lower bound on the mean-squared error achieved by an unbiased estimator within the high signal-to-noise ratio (SNR) regime [7]. It can be observed that the CRB decreases as the bandwidth increases due to the higher delay resolution. Moreover, it also decreases as the number of antennas increases owing to the amplified influence of the near-field effect caused by the larger array aperture. It is also notable that the reduction of CRB prompted by the larger array exhibits a less steep decline compared to the decrease caused by the broader bandwidth. Despite this, near-field sensing retains the potential to achieve millimeter-level sensing accuracy within narrowband systems, significantly alleviating the bandwidth requirements.

2) *Velocity Sensing*: Velocity sensing predominantly relies on the estimation of Doppler frequency. In the far-field systems, all antennas receive signals characterized by identical Doppler frequency, induced by the radial velocity, i.e., the velocity component aligned with the direction between the sensing node and the target. To ascertain the precise motion status of the target in far-field systems, prior knowledge of the target's motion model is imperative [8]. Alternatively, cooperative sensing between multiple sensing nodes is indispensable to acquire the velocity component in different directions. Unfortunately, large bandwidth is not a useful leverage to address this issue since the Doppler frequencies of the signals are not changed. On the contrary, the near-field effect introduces a

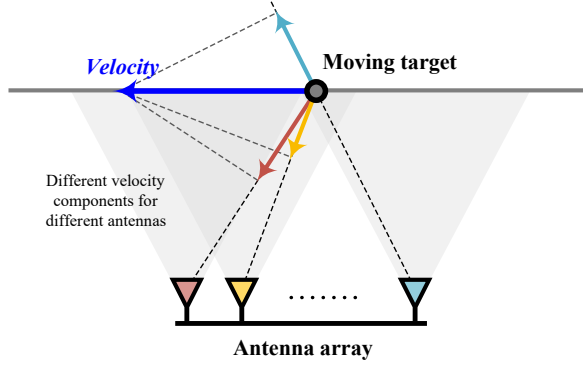


Fig. 3. Element-specific Doppler frequencies in near-field sensing, which is caused by the different velocity components aligned with the links between different antenna elements and the target.

transformative shift in the paradigm of velocity sensing. As shown in Figure 3, in the near-field system, the velocity of the moving target has different components aligned with the links between different antenna elements and the target. Therefore, in contrast to the far-field system, where all antenna elements experience the same Doppler frequency, the near-field system exhibits *element-specific Doppler frequency* [9]. Although this unique characteristic makes the sensing channel more intricate, it makes it possible to estimate both the amplitudes and the direction of the velocity via a single sensing node. Furthermore, there is also no need for prior knowledge of the target's motion model. The precise knowledge of velocity can be effectively harnessed for predictive purposes, facilitating the anticipation of the target's subsequent location with minimal computational overhead. Armed with this foresight, low-complexity tasks such as beam tracking, channel estimation, and cell handover can be efficiently carried out. Nonetheless, as the target moves far away from the sensing node, the Doppler frequencies experienced by all antenna elements tend to converge to near-identity due to the diminishing near-field effect, thus attenuating the ability of velocity sensing. Given that this ability is unavailable within wideband systems, it becomes imperative to establish a large near-field region with respect to the sensing node.

B. Communication View

Compared with far-field narrowband systems, both wideband and near-field systems can substantially enhance communication data rates by multiplexing additional data streams, respectively in the frequency and spatial domains. In the following, we explore their mechanisms for achieving signal multiplexing in both single-user and multi-user systems as well as their potential joint benefits.

1) *Single-User Signal Multiplexing*: In narrowband single-user multiple-input multiple-output (MIMO) systems, the number of supported independent data streams depends on the degrees of freedom (DoFs) associated with the channel matrix rank. In far-field systems, DoFs hinge on the number of uncorrelated paths between transceivers. However, at high-frequency bands, where severe scattering losses are prevalent, communication paths can be sparse, restricting signal multiplexing capabilities. To mitigate this limitation, employing a

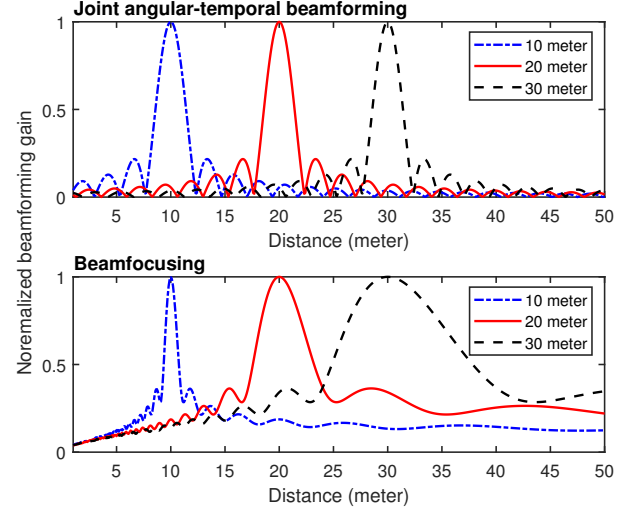


Fig. 4. Comparison between far-field wideband (top) and near-field narrow-band (bottom) beamforming. We consider a ULA-equipped BS at 28 GHz to serve three users located at 10, 20, and 30 meters along the ULA's normal line. The far-field setup uses 16 antennas with half-wavelength spacing and 512 sub-bands (0.5 MHz each), while the near-field setup employs 512 antennas and a single sub-band.

wide bandwidth presents a straightforward solution to enhance signal multiplexing, allowing for the multiplexing of different data streams on separate sub-bands in the frequency domain. Conversely, the near-field system elevates signal multiplexing in the spatial domain by increasing the rank of the channel, particularly associated with the line-of-sight (LoS) path. This stems from the receiver's ability to differentiate signals from different transmit antennas based on both angular and delay information in near-field systems. Nevertheless, this spatial-domain multiplexing capability through the LoS path diminishes as the distance between transceivers increases due to the weaker near-field effect.

2) *Multi-User Signal Multiplexing*: In multi-user cases, the effective multiplexing of signals among different users is important for realizing the connectivity of massive crowds of users. In far-field narrow communication systems, space-division multiple access effectively distinguishes users via angular beamsteering. However, a significant challenge arises when users are situated in a similar direction, leading to substantial inter-user interference. Wideband systems can address this issue by allocating users to different sub-bands. However, this approach underutilizes available bandwidth resources, as each sub-band exclusively serves a subset of users. An alternative approach for effective user differentiation in the distance domain is *temporal beamforming*, where frequency sub-bands are treated as a linearly deployed virtual antenna array [3]. Leveraging the temporal beamforming allows the generation of a signal directed towards a specific delay, enabling distance-aware beamforming. When combined with spatial-domain far-field beamforming, users located at different directions and distances can be distinguished through the *joint angular-temporal beamforming*. When comes to near-field systems, the strong angular-delay correlation, owing to spherical wave propagation, enables distance-aware beamforming in the spatial domain, which is referred to as the near-field *beamfocusing*

[2]. Unlike joint angular-temporal beamforming, beamfocusing is capable of distinguishing users in different directions and distances using a single sub-band, thus saving bandwidth resources. In Figure 4, we compare the distance-domain normalized beamforming gain achieved by beamfocusing and joint angular-temporal beamforming. Notably, the main difference between these two techniques is that beamfocusing exhibits gradually diminishing performance with increasing distance, whereas joint angular-temporal beamforming maintains a consistent performance level. Apart from employing distance-aware beamforming, an alternative avenue for user differentiation in near-field systems is harnessing the element-specific Doppler frequencies. To elucidate, consider a scenario featuring two mobile users in close proximity, a situation where distinguishing them becomes challenging using either angular or distance parameters. However, should these users exhibit disparate velocities or the same velocity but travel in differing directions, they will engender distinct Doppler frequency patterns at the antenna array. In this case, it is still possible to distinguish them, but requires additional research efforts to develop corresponding signal-processing techniques.

Furthermore, near-field wideband systems offer additional advantages. In single-user signal multiplexing, each sub-band can accommodate more data streams through spatial-domain multiplexing enhanced by the near-field effect. In multi-user signal multiplexing, it is possible to simultaneously leverage the capabilities of near-field beamfocusing and wideband temporal beamforming for enhanced distance-aware beamforming. Alternatively, the near-field beamfocusing and user-specific Doppler frequency patterns allow more users to be served by each sub-band, thus further optimizing spectral efficiency.

IV. EVOLUTION TOWARDS NEAR-FIELD WIDEBAND ISAC

Based on the discussion in previous sections, it becomes evident that the near-field system can, to a certain extent, serve as a viable alternative to the wideband system in realizing advanced S&C functions, while simultaneously introducing new capabilities. This emergent potential introduced by the near-field effect not only enhances the versatility of wideband ISAC system design but also propounds new avenues for exploration. In the following, we explore the main research opportunities and challenges during the evolution towards near-field wideband ISAC systems, with a particular focus on resource allocation, antenna array arrangement, and transceiver architecture.

A. Resource Allocation

In ISAC systems, the S&C sub-systems can be designed based on either overlapped or non-overlapped spectrum. For far-field ISAC systems, spectrum sharing between S&C is necessary, as certain S&C functions, such as distance sensing and massive connectivity, necessitate the availability of a broad bandwidth. In this case, the joint design of signals is required to realize the flexible and scalable tradeoff between the S&C performance. Nonetheless, it is important to acknowledge that S&C functions may necessitate distinct signals. For instance, in the context of sensing, a wideband beam and a deterministic

signal are preferable to cover a broader range of potential targets and ensure stable estimation performance, while for communication purposes, a narrow beam and a random signal are preferred to maximize capacity [10]. Consequently, while joint waveform design holds the potential for achieving a high-performance upper bound, the inherent distinctions between S&C requirements introduce significant complexity, which can impede real-time application.

Rethinking: In near-field wideband ISAC systems, *the necessity for spectrum sharing can be substantially alleviated*, because of the strong spatial-domain signal processing capabilities facilitated by the near-field effect. Consequently, S&C sub-systems operating on non-overlapping spectral resources may suffice to meet the essential S&C requirements. In this context, S&C signals can be independently tailored to their specific objectives, resulting in a noteworthy reduction in signal processing complexity. Additionally, to attain a balanced trade-off between performance and complexity, as well as to address the S&C trade-off, the utilization of a partial spectrum-sharing strategy can be considered. In this strategy, the whole bandwidth is divided into three parts: sensing-only band, communication-only band, and S&C band. Then, the flexible performance-complexity tradeoff and S&C tradeoff can be achieved by adjusting the percentage of these bands.

B. Antenna Array Arrangement

In the current literature of S&C, it is a common assumption that the antenna separation in an array is on the order of the sub-wavelength. This practice serves two primary purposes. Firstly, it helps prevent the emergence of undesirable grating lobes in the radiation patterns. According to Shannon's sampling theorem in the spatial domain, maintaining radiation patterns devoid of grating lobes necessitates antenna spacing not exceeding half of the signal wavelength. Secondly, the deployment of numerous densely spaced antenna elements contributes to enhanced spatial resolution in S&C applications. Consequently, some recent research has focused on achieving spatially continuous transmitting and receiving surfaces.

Rethinking: In near-field wideband ISAC systems, *sparse antenna array becomes promising and the array shape should also be taken into account*. Importantly, the characteristics of both the near-field effect and the wideband effect are intricately tied to the aperture of the antenna arrays instead of the number of antennas. On the one hand, the larger aperture engenders a more pronounced propagation delay difference across the antenna array. Consequently, both frequency-wideband and spatial-wideband effects become more significant, posing additional challenges for the design of ISAC systems. Fortunately, these challenges can be readily solved by the existing methods, such as increasing the guard interval and installing additional beamforming devices [11]. On the other hand, a larger antenna array aperture serves as a key driver for amplifying the near-field effect, thereby enhancing all the S&C operations pertinent to the near-field effect. Based on the previous discussion, this will also facilitate efficient bandwidth utilization and flexible resource allocation in ISAC systems.

A straightforward method to increase the array aperture is installing more antenna elements. However, this method

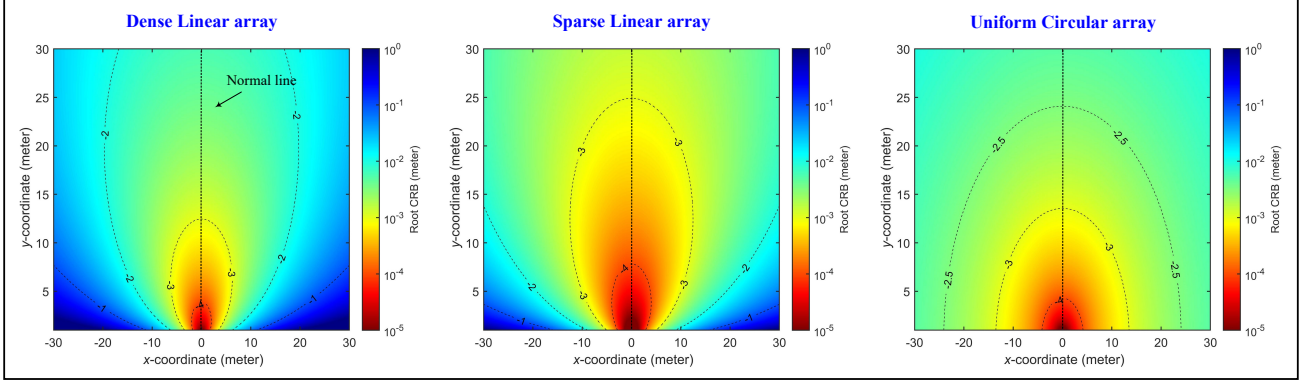


Fig. 5. The distance sensing CRB for different array arrangements. We consider a 512-antenna BS at 60 GHz operates within a single sub-band. The DLA and SLA use antenna spacings of $\lambda/2$ and λ , respectively (λ is the signal wavelength). The UCA has an aperture equivalent to the DLA's.

can lead to unaffordable costs, especially for the fully digital antenna array wherein each antenna element is connected to a dedicated RF chain. As a more cost-effective alternative, a sparse antenna array with a large antenna spacing can be employed to expand the aperture without the need for an increase in the number of antennas. However, the resulting side effects in terms of grating lobes and dual-wideband effect should be taken into account. In addition to increasing antenna spacing, suitable designs of antenna array shapes can effectively augment the effective aperture of the antenna array. In current wireless systems, linear and planar arrays are prevalent. Nonetheless, these standard array configurations exhibit reduced apertures at larger incidence or emergence angles from the normal line, thus reducing the near-field effect. As a remedy, the circular or cylindrical array can be exploited [12]. In contrast to the linear and planar arrays, the symmetry of circular and cylindrical arrays ensures that they maintain a consistent effective aperture for all directions. Based on the above discussion, the design of array arrangement in near-field wideband ISAC systems should consider various factors, including grating lobes, effective apertures, and the dual-wideband effect. It is worth noting that these factors may vary over time, particularly in scenarios involving mobile communication users and sensing targets. Therefore, the recently introduced fluid antenna technique [13] holds promise for achieving real-time adjustments of array arrangement in near-field wideband ISAC systems.

In Figure 5, we present a numerical study on the root CRB for distance sensing, comparing three different array arrangements: dense linear array (DLA) with half-wavelength spacing, sparse linear array (SLA) with large antenna spacing, and uniform circular array (UCA), within a specific region. Notably, the sensing performance of DLA declines as the angle deviates from the normal line due to reduced effective aperture. SLA, on the other hand, significantly enhances sensing performance across the entire region through increased antenna spacing but still underperforms at the edge region with larger angles from the normal line. UCA offers uniform sensing performance in all directions but requires more space to deploy compared to linear arrays. To summarize, each array geometry presents distinct advantages and disadvantages, rendering them

suitable for specific application scenarios.

C. Transceiver Architecture

Transceiver architecture is another pivotal challenge for ISAC system design. When transitioning to higher-frequency bands and wider bandwidths, which necessitate faster sampling rates, it becomes imperative to address concerns related to power amplifier efficiency and dissipation in analog-to-digital converters (ADCs) [14]. These concerns are further compounded when dealing with a substantial number of antenna elements in near-field ISAC systems. A prevalent approach to address these issues is the adoption of a hybrid analog and digital antenna array. In this architecture, a large of antennas are interfaced with a limited number of RF units through cost-effective analog phase shifters. In wideband systems, these phase shifters can be substituted with true-time delayers to facilitate frequency-dependent transmission [11].

Rethinking: In near-field wideband ISAC systems, *the hybrid analog and digital architecture faces substantial challenges*, although it is advantageous in certain contexts. The reason can be summarized in four folds. *Firstly*, within the hybrid framework, the generation of beams in each sub-band is constrained to the number of available RF units. This limitation poses a dilemma for near-field beamfocusing. On the one hand, beamfocusing aims to employ different focusing beams for distinguishing between users across both angular and distance domains. On the other hand, the limited number of beams in the hybrid architecture necessitates the use of a single beam to serve multiple users. *Secondly*, the newfound capabilities of distance sensing and velocity sensing in near-field systems rely on signals with distinct observation angles and Doppler phase shifts received at each antenna element. However, the hybrid architecture presents a formidable challenge in obtaining the received signals at individual antennas, as they are mixed within the shared RF units. *Thirdly*, from the resource allocation perspective, the near-field effect facilitates the low-complexity independent signal design of S&C on non-overlapping spectral resources. However, the hybrid architecture may hinder the realization of this, since the coefficients of the analog devices must be jointly designed for all sub-bands. *Lastly*, the hybrid architecture may impede the dynamic

adjustment of array geometries, as the antenna elements are interconnected through a complex analog network. To address the above challenges, a sophisticated transceiver design is needed for hybrid analog and digital architectures. Based on the above discussion, it becomes evident that the adoption of a fully digital antenna array, wherein each antenna element is connected to a dedicated RF unit, can be a more promising solution in unlocking the complete capabilities of near-field wideband ISAC systems. In this case, the low-resolution ADCs can be employed to reduce the cost and power consumption [15]. In particular, the power consumption of ADCs can be reduced exponentially by reducing its resolution. Nevertheless, the impact of employing low-resolution ADCs on the performance of near-field wideband ISAC systems remains an open question.

D. Other Directions

In addition to the aforementioned considerations, there still exist numerous challenges that must be addressed to realize the full potential of near-field wideband systems, such as ISAC waveform design and the development of low-complexity algorithms. In the existing literature, multiple waveforms have demonstrated their efficacy in the context of far-field wideband ISAC systems, including OFDM in the time-frequency domain, orthogonal time frequency space (OTFS) waveforms in the delay-Doppler domain, delay alignment modulation (DAM) waveforms in the time domain, and their respective derivatives. However, the impact of the near-field effect, especially with regard to the strong angular-delay correlation and the distinctive Doppler frequencies at individual antenna elements, on these well-established waveforms still remains unanswered. Furthermore, the prospect of designing novel waveforms that leverage these new effects is also a compelling research direction. Furthermore, in near-field wideband ISAC systems, the factors that need to be taken into account are dramatically increased than in far-field systems. Therefore, the development of low-complexity communication and sensing algorithms also requires additional research efforts.

V. CONCLUSION

This article elucidated the fundamentals, challenges, and prospects of near-field wideband ISAC systems. The near-field effect empowers wideband-like S&C capabilities within limited bandwidth and facilitates novel functionalities rooted in element-specific Doppler frequencies for high-mobility S&C applications. However, realizing the complete potential of near-field wideband systems hinges on overcoming practical obstacles encompassing resource allocation, antenna array configuration, transceiver architecture, waveform design, and algorithm development, requiring further research efforts.

REFERENCES

- [1] F. Liu, *et al.*, “Integrated sensing and communications: Toward dual-functional wireless networks for 6G and beyond,” *IEEE J. Sel. Areas Commun.*, vol. 40, no. 6, pp. 1728–1767, Jun. 2022.
- [2] Y. Liu, *et al.*, “Near-field communications: A tutorial review,” *IEEE Open J. Commun. Soc.*, vol. 4, pp. 1999–2049, Aug. 2023.

- [3] B. Wang, *et al.*, “Spatial-and frequency-wideband effects in millimeter-wave massive MIMO systems,” *IEEE Trans. Signal Process.*, vol. 66, no. 13, pp. 3393–3406, Jul. 2018.
- [4] B. R. Mahafza, *Radar systems analysis and design using MATLAB*. London, U.K.: Chapman & Hall, 2005.
- [5] C. Sturm and W. Wiesbeck, “Waveform design and signal processing aspects for fusion of wireless communications and radar sensing,” *Proc. IEEE*, vol. 99, no. 7, pp. 1236–1259, Jul. 2011.
- [6] Y.-D. Huang and M. Barkat, “Near-field multiple source localization by passive sensor array,” *IEEE Trans. Antennas Propag.*, vol. 39, no. 7, pp. 968–975, Jul. 1991.
- [7] S. M. Kay, *Fundamentals of statistical signal processing: estimation theory*. Englewood Cliffs, NJ, USA: Prentice-Hall, 1993.
- [8] F. Liu, *et al.*, “Radar-assisted predictive beamforming for vehicular links: Communication served by sensing,” *IEEE Trans. Wireless Commun.*, vol. 19, no. 11, pp. 7704–7719, Nov. 2020.
- [9] A. Sakhnini, *et al.*, “Near-field coherent radar sensing using a massive MIMO communication testbed,” *IEEE Trans. Wireless Commun.*, vol. 21, no. 8, pp. 6256–6270, Aug. 2022.
- [10] Y. Xiong, *et al.*, “On the fundamental tradeoff of integrated sensing and communications under gaussian channels,” *IEEE Trans. Inf. Theory*, vol. 69, no. 9, pp. 5723–5751, Sep. 2023.
- [11] F. Gao, *et al.*, “Wideband beamforming for hybrid massive MIMO terahertz communications,” *IEEE J. Sel. Areas Commun.*, vol. 39, no. 6, pp. 1725–1740, Jun. 2021.
- [12] Z. Wu, *et al.*, “Enabling more users to benefit from near-field communications: From linear to circular array,” *IEEE Trans. Wireless Commun.*, Early Access, Sep. 2023. doi:10.1109/TWC.2023.3310912.
- [13] K.-K. Wong *et al.*, “Fluid antenna systems,” *IEEE Trans. Wireless Commun.*, vol. 20, no. 3, pp. 1950–1962, Mar. 2021.
- [14] E. Björnson, *et al.*, “Twenty-five years of signal processing advances for multiantenna communications: From theory to mainstream technology,” *IEEE Signal Process. Mag.*, vol. 40, no. 4, pp. 107–117, Jun. 2023.
- [15] K. Roth, *et al.*, “A comparison of hybrid beamforming and digital beamforming with low-resolution ADCs for multiple users and imperfect CSI,” *IEEE J. Sel. Topics Signal Process.*, vol. 12, no. 3, pp. 484–498, Jun. 2018.

Zhaolin Wang is a Ph.D. student at Queen Mary University of London.

Xidong Mu is a postdoctoral researcher at Queen Mary University of London.

Yuanwei Liu is an associate professor at Queen Mary University of London.